

# TAX DEFERRED ANNUITY PLAN


## Screens Summary (Data as of 03-31-2020)

⊖ Fund Removed from Approved List    ⚠ Fund on Watch List











Name	Ticker	Asset Class	Trailing Performance and Risk				Management			Style		Expense				
			1 Yr	3 Yr	5 Yr	10 Yr	Pass/ Fail	Std Dev 3 Yr %	Beta 3 Yr %	Tenure	Pass/ Fail	Style Box	Pass/ Fail	Exp Ratio	Pass/ Fail	
<b>US Stock</b>																
Vanguard 500 Index Admiral	VFIAX	Large Blend Index	-7.01	5.07	6.69	10.49	✔	15.22	1.00	3.93	✔	☐	✔	0.04	✔	
<i>percentile rank</i>			26	20	12	7										
<i># of funds in category</i>			1,377	1,220	1,054	806										
Fidelity® Contrafund®	FCNTX	Large Growth	-2.00	9.68	8.96	11.90	✔	15.73	1.01	29.56	✔	☐	✔	0.85	✔	
<i>percentile rank</i>			44	42	36	36										
<i># of funds in category</i>			1,359	1,241	1,096	818										
American Funds Washington Mutual R6	RWMGX	Large Value	-10.45	3.57	5.67	9.96	✔	14.11	0.91	22.76	✔	☐	✔	0.29	✔	
<i>percentile rank</i>			62	49	38	29										
<i># of funds in category</i>			1,377	1,220	1,054	806										
Vanguard Mid Cap Index Admiral	VIMAX	Mid-Cap Blend	-16.65	-0.26	2.08	8.86	✔	17.84	0.97	21.88	✔	☐	✔	0.05	✔	
<i>percentile rank</i>			20	13	13	8										
<i># of funds in category</i>			402	363	288	216										
Carillon Eagle Small Cap Growth I	HSIIX	Small Growth	-18.60	-1.20	1.88	8.93	✔	20.81	0.99	24.27	✔	☐	✔	0.76	✔	
<i>percentile rank</i>			59	68	65	55										
<i># of funds in category</i>			635	577	503	383										
Delaware Small Cap Value Instl	DEVIX	Small Value	-28.20	-9.72	-2.05	5.75	✔	23.22	1.02	22.93	✔	☐	✖	0.90	✔	
<i>percentile rank</i>			24	31	19	12										
<i># of funds in category</i>			432	407	356	250										
<b>Non-US Stock</b>																
JPMorgan Emerging Markets Equity R5	JEMOX	Diversified Emerging Mkts	-11.57	3.23	-	-	✔	17.95	1.00	14.59	✔	☐	✔	0.89	✔	
<i>percentile rank</i>			8	3	-	-										
<i># of funds in category</i>			825	707	580	238										
American Funds Europacific Growth R6	REGGX	Foreign Large Blend	-12.70	0.28	0.91	3.97	✔	15.57	1.03	18.84	✔	☐	✔	0.49	✔	
<i>percentile rank</i>			85	69	57	59										
<i># of funds in category</i>			466	409	340	251										
Vanguard Developed Markets Index Admiral	VTMGX	Foreign Large Blend Index	-15.87	-2.41	-0.59	2.74	✔	15.33	1.00	7.11	✔	☐	✔	0.07	✔	
<i>percentile rank</i>			57	52	32	25										
<i># of funds in category</i>			747	642	506	374										
<b>Alternative</b>																
Vanguard Real Estate Index Admiral	VGSLX	Real Estate	-16.55	-1.46	0.49	7.89	✔	17.06	0.94	23.90	✔	—	✔	0.12	✔	
<i>percentile rank</i>			40	47	45	39										
<i># of funds in category</i>			263	229	202	138										
<b>Fixed Income</b>																
BlackRock Inflation Protected Bond Instl	BPRIX	Inflation-Protected Bond	5.59	2.83	2.06	2.95	✔	3.40	0.97	3.13	✔	—	—	0.65	✔	
<i>percentile rank</i>			36	38	40	39										
<i># of funds in category</i>			218	196	173	115										

**TAX DEFERRED ANNUITY PLAN**







## Screens Summary (Data as of 03-31-2020)

 Fund Removed from Approved List

 Fund on Watch List

Name	Ticker	Asset Class	Trailing Performance and Risk				Management			Style		Expense			
			1 Yr	3 Yr	5 Yr	10 Yr	Pass/ Fail	Std Dev 3 Yr %	Beta 3 Yr %	Tenure	Pass/ Fail	Style Box	Pass/ Fail	Exp Ratio	Pass/ Fail
Baird Aggregate Bond Inst	BAGIX	Intermediate-Term Bond	7.55	4.54	3.37	4.55		3.44	1.03	19.52			—	0.30	
<i>percentile rank</i>			40	25	9	6									
<i># of funds in category</i>			430	385	332	254									
PIMCO Income I2	PONPX	Multisector Bond	-3.26	1.84	3.49	7.24		5.20	0.77	13.01		—	—	1.15	
<i>percentile rank</i>			43	19	6	1									
<i># of funds in category</i>			316	274	229	128									
Federated Government Ultrashrt Dur Instl	FGUSX	Ultrashort Bond	1.80	1.69	1.10	0.75		0.38	0.04	22.74		—	—	0.26	
<i>percentile rank</i>			21	28	65	75									
<i># of funds in category</i>			204	164	131	61									

**Balanced**

 BlackRock Global Allocation Instl	MALOX	World Allocation	-4.15	1.23	1.72	4.23		9.07	0.96	3.25				0.80	
<i>percentile rank</i>			11	15	17	37									
<i># of funds in category</i>			476	406	338	210									