

SEACREST SERVICES INC 401K PROFIT

Screens Summary (Data as of 03-31-2020)









































⊖ Fund Removed from Approved List ⚠ Fund on Watch List

Name	Ticker	Asset Class	Trailing Performance and Risk				Management			Style		Expense				
			1 Yr	3 Yr	5 Yr	10 Yr	Pass/ Fail	Std Dev 3 Yr %	Beta 3 Yr %	Tenure	Pass/ Fail	Style Box	Pass/ Fail	Exp Ratio	Pass/ Fail	
US Stock																
T. Rowe Price Dividend Growth <i>percentile rank</i> <i># of funds in category</i>	PRDGX	Large Blend	-5.69 15 1,377	6.21 8 1,220	7.15 7 1,054	10.48 8 806	✔	13.48	0.87	20.01	✔	☒	✔	0.62	✔	
Vanguard 500 Index Admiral <i>percentile rank</i> <i># of funds in category</i>	VFIAX	Large Blend Index	-7.01 26 1,377	5.07 20 1,220	6.69 12 1,054	10.49 7 806	✔	15.22	1.00	3.93	✔	☒	✔	0.04	✔	
Fidelity® Contrafund® <i>percentile rank</i> <i># of funds in category</i>	FCNTX	Large Growth	-2.00 44 1,359	9.68 42 1,241	8.96 36 1,096	11.90 36 818	✔	15.73	1.01	29.56	✔	☒	✔	0.85	✔	
American Funds Washington Mutual R6 <i>percentile rank</i> <i># of funds in category</i>	RWMGX	Large Value	-10.45 62 1,377	3.57 49 1,220	5.67 38 1,054	9.96 29 806	✔	14.11	0.91	22.76	✔	☒	✔	0.29	✔	
MFS Mid Cap Growth R6 <i>percentile rank</i> <i># of funds in category</i>	OTCKX	Mid-Cap Growth	-2.58 9 611	11.47 8 567	8.94 8 498	- - 386	✔	16.17	0.91	11.37	✔	☒	✔	0.74	✔	
American Century Mid Cap Value I <i>percentile rank</i> <i># of funds in category</i>	AVUAX	Mid-Cap Value	-17.40 8 426	-4.08 13 388	1.74 6 345	8.17 5 241	✔	17.91	0.90	16.01	✔	☒	✔	0.76	✔	
Wells Fargo Small Company Growth Inst <i>percentile rank</i> <i># of funds in category</i>	WSCGX	Small Growth	-20.87 69 635	-0.36 64 577	0.45 78 503	9.50 43 383	✔	22.13	1.05	25.40	✔	☒	✔	0.95	✔	
Vanguard Small Cap Value Index Admiral <i>percentile rank</i> <i># of funds in category</i>	VSIAX	Small Value	-29.46 29 432	-8.37 16 407	-2.05 19 356	- - 250	✔	21.84	0.97	3.93	✔	☒	✖	0.07	✔	
Non-US Stock																
JPMorgan Emerging Markets Equity R5 <i>percentile rank</i> <i># of funds in category</i>	JEMOX	Diversified Emerging Mkts	-11.57 8 825	3.23 3 707	- - 580	- - 238	✔	17.95	1.00	14.59	✔	☒	✔	0.89	✔	
Vanguard Developed Markets Index Admiral <i>percentile rank</i> <i># of funds in category</i>	VTMGX	Foreign Large Blend Index	-15.87 57 747	-2.41 52 642	-0.59 32 506	2.74 25 374	✔	15.33	1.00	7.11	✔	☒	✔	0.07	✔	
⚠ Invesco Oppenheimer International Gr Y <i>percentile rank</i> <i># of funds in category</i>	OIGYX	Foreign Large Growth	-7.33 38 466	-0.64 83 409	0.56 64 340	4.60 38 251	✔	15.70	1.02	24.03	✔	☒	✔	0.85	✔	
Vanguard International Value Inv <i>percentile rank</i> <i># of funds in category</i>	VTRIX	Foreign Large Value	-18.92 33 333	-3.52 16 299	-1.86 15 247	1.61 30 162	✔	16.13	1.09	11.88	✔	☒	✖	0.37	✔	
American Funds New Perspective R6 <i>percentile rank</i> <i># of funds in category</i>	RNPGX	World Stock	-6.37 21 867	5.94 17 756	6.08 13 624	8.68 10 378	✔	14.87	0.93	19.34	✔	☒	✔	0.44	✔	

SEACREST SERVICES INC 401K PROFIT

Screens Summary (Data as of 03-31-2020)

 Fund Removed from Approved List
  Fund on Watch List

Name	Ticker	Asset Class	Trailing Performance and Risk				Management			Style		Expense			
			1 Yr	3 Yr	5 Yr	10 Yr	Pass/ Fail	Std Dev 3 Yr %	Beta 3 Yr %	Tenure	Pass/ Fail	Style Box	Pass/ Fail	Exp Ratio	Pass/ Fail
Alternative															
Invesco Balanced-Risk Commodity Strat R6	IBRFX	Commodities Broad Basket	-25.50	-10.26	-7.02	—		13.20	1.01	9.34		—	—	1.01	
<i>percentile rank</i>			64	78	28	—									
<i># of funds in category</i>			129	109	95	35									
Vanguard Real Estate Index Admiral	VGSLX	Real Estate	-16.55	-1.46	0.49	7.89		17.06	0.94	23.90		—		0.12	
<i>percentile rank</i>			40	47	45	39									
<i># of funds in category</i>			263	229	202	138									
Fixed Income															
BlackRock High Yield Bond Instl	BHYIX	High Yield Bond	-7.00	0.67	2.37	5.64		8.46	1.03	12.26		—	—	0.60	
<i>percentile rank</i>			44	26	22	6									
<i># of funds in category</i>			701	623	544	339									
BlackRock Inflation Protected Bond Instl	BPRIX	Inflation- Protected Bond	5.59	2.83	2.06	2.95		3.40	0.97	3.13		—	—	0.65	
<i>percentile rank</i>			36	38	40	39									
<i># of funds in category</i>			218	196	173	115									
Metropolitan West Total Return Bd I	MWTIX	Intermediate- Term Bond	8.16	4.64	3.22	4.81		3.26	1.00	23.02		—	—	0.44	
<i>percentile rank</i>			4	6	15	8									
<i># of funds in category</i>			606	530	442	331									
PIMCO Income I2	PONPX	Multisector Bond	-3.26	1.84	3.49	7.24		5.20	0.77	13.01		—	—	1.15	
<i>percentile rank</i>			43	19	6	1									
<i># of funds in category</i>			316	274	229	128									
PIMCO Short-Term I2	PTSPX	Ultrashort Bond	-0.57	1.21	1.47	1.42		2.06	0.02	9.25		—	—	0.60	
<i>percentile rank</i>			76	67	16	17									
<i># of funds in category</i>			204	164	131	61									
Templeton Global Bond Adv	TGBAX	World Bond	-5.45	-1.38	0.49	2.59		6.30	-0.63	18.26		—	—	0.60	
<i>percentile rank</i>			60	76	67	43									
<i># of funds in category</i>			324	287	240	80									
Target Date															
American Funds 2010 Trgt Date Retire R6	RFTTX	Target Date	-0.86	3.08	3.58	5.94		5.81	0.91	13.17		—		0.31	
<i>percentile rank</i>			50	34	2	5									
<i># of funds in category</i>			129	92	80	58									
American Funds 2015 Trgt Date Retire R6	RFJTX	Target Date	-1.42	3.16	3.70	6.26		6.40	0.91	13.17		—		0.31	
<i>percentile rank</i>			34	29	2	1									
<i># of funds in category</i>			129	99	74	47									
American Funds 2020 Trgt Date Retire R6	RRCTX	Target Date	-1.37	3.62	4.09	6.86		6.81	0.87	13.17		—		0.31	
<i>percentile rank</i>			18	13	1	1									
<i># of funds in category</i>			233	198	156	94									
American Funds 2025 Trgt Date Retire R6	RFDTX	Target Date	-1.95	4.00	4.49	7.64		8.06	0.89	13.17		—		0.33	
<i>percentile rank</i>			6	3	1	1									
<i># of funds in category</i>			235	199	160	84									

SEACREST SERVICES INC 401K PROFIT

Screens Summary (Data as of 03-31-2020)

 Fund Removed from Approved List
  Fund on Watch List

Name	Ticker	Asset Class	Trailing Performance and Risk				Management			Style		Expense			
			1 Yr	3 Yr	5 Yr	10 Yr	Pass/ Fail	Std Dev 3 Yr %	Beta 3 Yr %	Tenure	Pass/ Fail	Style Box	Pass/ Fail	Exp Ratio	Pass/ Fail
American Funds 2030 Trgt Date Retire R6 <i>percentile rank</i> <i># of funds in category</i>	RFETX	Target Date	-3.69 7 244	4.11 5 209	4.77 1 167	8.05 1 96		9.64	0.92	13.17		—		0.35	
American Funds 2035 Trgt Date Retire R6 <i>percentile rank</i> <i># of funds in category</i>	RFCTX	Target Date	-6.04 15 232	3.96 3 196	4.87 1 157	8.13 1 81		11.65	0.95	13.17		—		0.37	
American Funds 2040 Trgt Date Retire R6 <i>percentile rank</i> <i># of funds in category</i>	RFCTX	Target Date	-7.16 9 244	3.77 3 209	4.81 1 167	8.14 1 96		12.46	0.92	13.17		—		0.38	
American Funds 2045 Trgt Date Retire R6 <i>percentile rank</i> <i># of funds in category</i>	RFHTX	Target Date	-7.36 5 232	3.78 2 196	4.89 1 157	8.19 1 80		12.71	0.88	13.17		—		0.38	
American Funds 2050 Trgt Date Retire R6 <i>percentile rank</i> <i># of funds in category</i>	RFITX	Target Date	-7.58 4 244	3.79 2 209	4.91 1 167	8.19 1 78		12.90	0.88	13.17		—		0.39	
American Funds 2055 Trgt Date Retire R6 <i>percentile rank</i> <i># of funds in category</i>	RFKTX	Target Date	-7.54 4 232	3.80 2 194	4.91 1 150	8.19 1 31		12.90	0.88	10.17		—		0.40	
American Funds 2060 Trgt Date Retire R6 <i>percentile rank</i> <i># of funds in category</i>	RFUTX	Target Date	-7.48 3 228	3.79 3 150	4.89 1 54	— — —		12.88	0.87	5.02		—		0.41	
Balanced															
MFS Conservative Allocation R4 <i>percentile rank</i> <i># of funds in category</i>	MACJX	Target Risk	-1.14 18 561	3.65 6 519	3.46 7 428	5.38 17 271		7.03	1.11	17.77		—		0.66	
MFS Growth Allocation R4 <i>percentile rank</i> <i># of funds in category</i>	MAGJX	Target Risk	-7.30 16 332	3.62 7 307	4.08 9 277	7.18 12 191		12.40	0.99	17.77		—		0.76	
MFS Moderate Allocation R4 <i>percentile rank</i> <i># of funds in category</i>	MAMJX	Target Risk	-3.69 25 689	3.87 18 641	3.89 21 562	6.43 33 413		9.58	1.03	17.77		—		0.71	