

TRUCKING EMPLOYEES OF NORTH JERSEY

Screens Summary (Data as of 03-31-2020)

⊖ Fund Removed from Approved List ⚠ Fund on Watch List

Name	Ticker	Asset Class	Trailing Performance and Risk				Management			Style		Expense				
			1 Yr	3 Yr	5 Yr	10 Yr	Pass/ Fail	Std Dev 3 Yr %	Beta 3 Yr %	Tenure	Pass/ Fail	Style Box	Pass/ Fail	Exp Ratio	Pass/ Fail	
US Stock																
Vanguard 500 Index Admiral	VFIAX	Large Blend Index	-7.01	5.07	6.69	10.49	✓	15.22	1.00	3.93	✓	■	✓	0.04	✓	
<i>percentile rank</i>			26	20	12	7										
<i># of funds in category</i>			1,377	1,220	1,054	806										
Vanguard Growth Index Admiral	VIGAX	Large Growth	1.28	10.09	9.16	12.37	✓	15.41	1.00	25.27	✓	■	✓	0.05	✓	
<i>percentile rank</i>			16	38	34	26										
<i># of funds in category</i>			1,359	1,241	1,096	818										
Vanguard Value Index Adm	VVIAX	Large Value	-14.78	0.42	4.03	8.64	✓	16.05	0.95	25.27	✓	■	✓	0.05	✓	
<i>percentile rank</i>			31	21	11	13										
<i># of funds in category</i>			1,217	1,112	962	710										
Vanguard Mid Cap Index Admiral	VIMAX	Mid-Cap Blend	-16.65	-0.26	2.08	8.86	✓	17.84	0.97	21.88	✓	■	✓	0.05	✓	
<i>percentile rank</i>			20	13	13	8										
<i># of funds in category</i>			402	363	288	216										
Vanguard Small Cap Growth Index Admiral	VSGAX	Small Growth	-15.81	2.95	3.27	—	✓	19.66	0.94	15.26	✓	■	✗	0.07	✓	
<i>percentile rank</i>			36	39	44	—										
<i># of funds in category</i>			635	577	503	383										
Vanguard Small Cap Value Index Admiral	VSIAX	Small Value	-29.46	-8.37	-2.05	—	✓	21.84	0.97	3.93	✓	■	✗	0.07	✓	
<i>percentile rank</i>			29	16	19	—										
<i># of funds in category</i>			432	407	356	250										
Non-US Stock																
JPMorgan Emerging Markets Equity R5	JEMOX	Diversified Emerging Mkts	-11.57	3.23	—	—	✓	17.95	1.00	14.59	✓	■	✓	0.89	✓	
<i>percentile rank</i>			8	3	—	—										
<i># of funds in category</i>			825	707	580	238										
American Funds Europacific Growth R6	REGGX	Foreign Large Blend	-12.70	0.28	0.91	3.97	✓	15.57	1.03	18.84	✓	■	✓	0.49	✓	
<i>percentile rank</i>			85	69	57	59										
<i># of funds in category</i>			466	409	340	251										
Vanguard Developed Markets Index Admiral	VTMGX	Foreign Large Blend Index	-15.87	-2.41	-0.59	2.74	✓	15.33	1.00	7.11	✓	■	✓	0.07	✓	
<i>percentile rank</i>			57	52	32	25										
<i># of funds in category</i>			747	642	506	374										
Alternative																
Vanguard Real Estate Index Admiral	VGSLX	Real Estate	-16.55	-1.46	0.49	7.89	✓	17.06	0.94	23.90	✓	—	✓	0.12	✓	
<i>percentile rank</i>			40	47	45	39										
<i># of funds in category</i>			263	229	202	138										
Fixed Income																
BlackRock Inflation Protected Bond Instl	BPRIX	Inflation-Protected Bond	5.59	2.83	2.06	2.95	✓	3.40	0.97	3.13	✓	—	—	0.65	✓	
<i>percentile rank</i>			36	38	40	39										
<i># of funds in category</i>			218	196	173	115										

TRUCKING EMPLOYEES OF NORTH JERSEY

Screens Summary (Data as of 03-31-2020)

⊖ Fund Removed from Approved List ⚠ Fund on Watch List

Name	Ticker	Asset Class	Trailing Performance and Risk				Management			Style		Expense			
			1 Yr	3 Yr	5 Yr	10 Yr	Pass/ Fail	Std Dev 3 Yr %	Beta 3 Yr %	Tenure	Pass/ Fail	Style Box	Pass/ Fail	Exp Ratio	Pass/ Fail
Vanguard Interm-Term Bond Index Adm <i>percentile rank</i> <i># of funds in category</i>	VBILX	Intermediate-Term Bond	9.41 5 430	5.16 2 385	3.66 3 332	4.86 1 254	✔	3.88	1.19	11.94	✔	☒	—	0.07	✔
PIMCO Income I2 <i>percentile rank</i> <i># of funds in category</i>	PONPX	Multisector Bond	-3.26 43 316	1.84 19 274	3.49 6 229	7.24 1 128	✔	5.20	0.77	13.01	✔	—	—	1.15	✔
Federated Government Ultrashrt Dur Instl <i>percentile rank</i> <i># of funds in category</i>	FGUSX	Ultrashort Bond	1.80 21 204	1.69 28 164	1.10 65 131	0.75 75 61	⊕	0.38	0.04	22.74	✔	—	—	0.26	✔

Target Date











Vanguard Target Retirement 2015 Inv <i>percentile rank</i> <i># of funds in category</i>	VTXVX	Target Date	-0.22 16 129	3.61 22 99	3.55 9 74	6.03 19 47	✔	6.11	0.88	7.11	✔	—	✔	0.13	✔
Vanguard Target Retirement 2020 Inv <i>percentile rank</i> <i># of funds in category</i>	VTWNX	Target Date	-2.64 41 233	3.28 22 198	3.58 11 156	6.39 9 94	✔	8.04	1.04	7.11	✔	—	✔	0.13	✔
Vanguard Target Retirement 2025 Inv <i>percentile rank</i> <i># of funds in category</i>	VTTVX	Target Date	-4.31 43 235	3.07 24 199	3.60 13 160	6.65 12 84	✔	9.43	1.06	7.11	✔	—	✔	0.13	✔
Vanguard Target Retirement 2030 Inv <i>percentile rank</i> <i># of funds in category</i>	VTHRX	Target Date	-5.78 40 244	2.80 27 209	3.56 19 167	6.87 17 96	✔	10.56	1.02	7.11	✔	—	✔	0.14	✔
Vanguard Target Retirement 2035 Inv <i>percentile rank</i> <i># of funds in category</i>	VTTX	Target Date	-7.25 35 232	2.53 23 196	3.51 16 157	7.07 15 81	✔	11.69	0.97	7.11	✔	—	✔	0.14	✔
Vanguard Target Retirement 2040 Inv <i>percentile rank</i> <i># of funds in category</i>	VFORX	Target Date	-8.74 34 244	2.23 24 209	3.43 17 167	7.18 15 96	✔	12.82	0.95	7.11	✔	—	✔	0.14	✔
Vanguard Target Retirement 2045 Inv <i>percentile rank</i> <i># of funds in category</i>	VTIVX	Target Date	-10.21 37 232	1.77 33 196	3.21 20 157	7.07 16 80	✔	13.75	0.96	7.11	✔	—	✔	0.15	✔
Vanguard Target Retirement 2050 Inv <i>percentile rank</i> <i># of funds in category</i>	VFIFX	Target Date	-10.17 24 244	1.79 26 209	3.23 19 167	7.07 19 78	✔	13.75	0.95	7.11	✔	—	✔	0.15	✔
Vanguard Target Retirement 2055 Inv <i>percentile rank</i> <i># of funds in category</i>	VFFVX	Target Date	-10.21 23 232	1.78 28 194	3.19 21 150	— — 31	✔	13.75	0.94	7.11	✔	—	✔	0.15	✔
Vanguard Target Retirement 2060 Inv <i>percentile rank</i> <i># of funds in category</i>	VTTX	Target Date	-10.18 21 228	1.79 32 150	3.20 36 54	— — —	✔	13.75	0.94	7.11	✔	—	✔	0.15	✔
Vanguard Target Retirement 2065 Inv <i>percentile rank</i> <i># of funds in category</i>	VLXVX	Target Date	-10.23 23 228	— — 150	— — 54	— — —	—	—	—	2.72	⊕	—	✔	0.15	✔

TRUCKING EMPLOYEES OF NORTH JERSEY

Screens Summary (Data as of 03-31-2020)

 Fund Removed from Approved List

 Fund on Watch List

Name	Ticker	Asset Class	Trailing Performance and Risk				Management			Style		Expense			
			1 Yr	3 Yr	5 Yr	10 Yr	Pass/ Fail	Std Dev 3 Yr %	Beta 3 Yr %	Tenure	Pass/ Fail	Style Box	Pass/ Fail	Exp Ratio	Pass/ Fail
Vanguard Target Retirement Income Inv	VTINX	Target Date	0.91	3.38	3.17	4.92		4.94	0.86	7.11		—		0.12	
<i>percentile rank</i>			<i>29</i>	<i>13</i>	<i>10</i>	<i>17</i>									
<i># of funds in category</i>			<i>186</i>	<i>157</i>	<i>136</i>	<i>89</i>									
Balanced															
 BlackRock Global Allocation Instl	MALOX	World Allocation	-4.15	1.23	1.72	4.23		9.07	0.96	3.25				0.80	
<i>percentile rank</i>			<i>11</i>	<i>15</i>	<i>17</i>	<i>37</i>									
<i># of funds in category</i>			<i>476</i>	<i>406</i>	<i>338</i>	<i>210</i>									