

UNITED LENS COMPANY INC

Screens Summary (Data as of 03-31-2020)

Fund Removed from Approved List

Fund on Watch List

Name	Ticker	Asset Class	Trailing Performance and Risk				Management			Style		Expense			
			1 Yr	3 Yr	5 Yr	10 Yr	Pass/ Fail	Std Dev 3 Yr %	Beta 3 Yr %	Tenure	Pass/ Fail	Style Box	Pass/ Fail	Exp Ratio	Pass/ Fail
US Stock															
Vanguard 500 Index Admiral <i>percentile rank</i> <i># of funds in category</i>	VFIAX	Large Blend Index	-7.01 26 1,377	5.07 20 1,220	6.69 12 1,054	10.49 7 806		15.22	1.00	3.93				0.04	
Fidelity® Contrafund® <i>percentile rank</i> <i># of funds in category</i>	FCNTX	Large Growth	-2.00 44 1,359	9.68 42 1,241	8.96 36 1,096	11.90 36 818		15.73	1.01	29.56				0.85	
American Funds Washington Mutual R6 <i>percentile rank</i> <i># of funds in category</i>	RWMGX	Large Value	-10.45 62 1,377	3.57 49 1,220	5.67 38 1,054	9.96 29 806		14.11	0.91	22.76				0.29	
Vanguard Mid Cap Index Admiral <i>percentile rank</i> <i># of funds in category</i>	VIMAX	Mid-Cap Blend	-16.65 20 402	-0.26 13 363	2.08 13 288	8.86 8 216		17.84	0.97	21.88				0.05	
Carillon Eagle Small Cap Growth I <i>percentile rank</i> <i># of funds in category</i>	HSIIX	Small Growth	-18.60 59 635	-1.20 68 577	1.88 65 503	8.93 55 383		20.81	0.99	24.27				0.76	
Delaware Small Cap Value Instl <i>percentile rank</i> <i># of funds in category</i>	DEVIX	Small Value	-28.20 24 432	-9.72 31 407	-2.05 19 356	5.75 12 250		23.22	1.02	22.93				0.90	
Non-US Stock															
JPMorgan Emerging Markets Equity R5 <i>percentile rank</i> <i># of funds in category</i>	JEMOX	Diversified Emerging Mkts	-11.57 8 825	3.23 3 707	— — 580	— — 238		17.95	1.00	14.59				0.89	
American Funds Europacific Growth R6 <i>percentile rank</i> <i># of funds in category</i>	REGGX	Foreign Large Blend	-12.70 85 466	0.28 69 409	0.91 57 340	3.97 59 251		15.57	1.03	18.84				0.49	
Vanguard Developed Markets Index Admiral <i>percentile rank</i> <i># of funds in category</i>	VTMGX	Foreign Large Blend Index	-15.87 57 747	-2.41 52 642	-0.59 32 506	2.74 25 374		15.33	1.00	7.11				0.07	
Alternative															
Vanguard Real Estate Index Admiral <i>percentile rank</i> <i># of funds in category</i>	VGSLX	Real Estate	-16.55 40 263	-1.46 47 229	0.49 45 202	7.89 39 138		17.06	0.94	23.90		—		0.12	
Fixed Income															
BlackRock Inflation Protected Bond Instl <i>percentile rank</i> <i># of funds in category</i>	BPRIX	Inflation-Protected Bond	5.59 36 218	2.83 38 196	2.06 40 173	2.95 39 115		3.40	0.97	3.13		—	—	0.65	

UNITED LENS COMPANY INC

Screens Summary (Data as of 03-31-2020)

⊖ Fund Removed from Approved List
 ! Fund on Watch List

Name	Ticker	Asset Class	Trailing Performance and Risk							Management		Style		Expense	
			1 Yr	3 Yr	5 Yr	10 Yr	Pass/ Fail	Std Dev 3 Yr %	Beta 3 Yr %	Tenure	Pass/ Fail	Style Box	Pass/ Fail	Exp Ratio	Pass/ Fail
Baird Aggregate Bond Inst <i>percentile rank</i> <i># of funds in category</i>	BAGIX	Intermediate-Term Bond	7.55 40 430	4.54 25 385	3.37 9 332	4.55 6 254	✔	3.44	1.03	19.52	✔	☒	—	0.30	✔
PIMCO Income I2 <i>percentile rank</i> <i># of funds in category</i>	PONPX	Multisector Bond	-3.26 43 316	1.84 19 274	3.49 6 229	7.24 1 128	✔	5.20	0.77	13.01	✔	—	—	1.15	✔
Federated Government Ultrashrt Dur Instl <i>percentile rank</i> <i># of funds in category</i>	FGUSX	Ultrashort Bond	1.80 21 204	1.69 28 164	1.10 65 131	0.75 75 61	✖	0.38	0.04	22.74	✔	—	—	0.26	✔

Target Date															
Vanguard Target Retirement 2015 Inv <i>percentile rank</i> <i># of funds in category</i>	VTXVX	Target Date	-0.22 16 129	3.61 22 99	3.55 9 74	6.03 19 47	✔	6.11	0.88	7.11	✔	—	✔	0.13	✔
Vanguard Target Retirement 2020 Inv <i>percentile rank</i> <i># of funds in category</i>	VTWNX	Target Date	-2.64 41 233	3.28 22 198	3.58 11 156	6.39 9 94	✔	8.04	1.04	7.11	✔	—	✔	0.13	✔
Vanguard Target Retirement 2025 Inv <i>percentile rank</i> <i># of funds in category</i>	VTTVX	Target Date	-4.31 43 235	3.07 24 199	3.60 13 160	6.65 12 84	✔	9.43	1.06	7.11	✔	—	✔	0.13	✔
Vanguard Target Retirement 2030 Inv <i>percentile rank</i> <i># of funds in category</i>	VTHRX	Target Date	-5.78 40 244	2.80 27 209	3.56 19 167	6.87 17 96	✔	10.56	1.02	7.11	✔	—	✔	0.14	✔
Vanguard Target Retirement 2035 Inv <i>percentile rank</i> <i># of funds in category</i>	VTTX	Target Date	-7.25 35 232	2.53 23 196	3.51 16 157	7.07 15 81	✔	11.69	0.97	7.11	✔	—	✔	0.14	✔
Vanguard Target Retirement 2040 Inv <i>percentile rank</i> <i># of funds in category</i>	VFORX	Target Date	-8.74 34 244	2.23 24 209	3.43 17 167	7.18 15 96	✔	12.82	0.95	7.11	✔	—	✔	0.14	✔
Vanguard Target Retirement 2045 Inv <i>percentile rank</i> <i># of funds in category</i>	VTIVX	Target Date	-10.21 37 232	1.77 33 196	3.21 20 157	7.07 16 80	✔	13.75	0.96	7.11	✔	—	✔	0.15	✔
Vanguard Target Retirement 2050 Inv <i>percentile rank</i> <i># of funds in category</i>	VFIFX	Target Date	-10.17 24 244	1.79 26 209	3.23 19 167	7.07 19 78	✔	13.75	0.95	7.11	✔	—	✔	0.15	✔
Vanguard Target Retirement 2055 Inv <i>percentile rank</i> <i># of funds in category</i>	VFFVX	Target Date	-10.21 23 232	1.78 28 194	3.19 21 150	— — 31	✔	13.75	0.94	7.11	✔	—	✔	0.15	✔
Vanguard Target Retirement 2060 Inv <i>percentile rank</i> <i># of funds in category</i>	VTTX	Target Date	-10.18 21 228	1.79 32 150	3.20 36 54	— — —	✔	13.75	0.94	7.11	✔	—	✔	0.15	✔
Vanguard Target Retirement 2065 Inv <i>percentile rank</i> <i># of funds in category</i>	VLXVX	Target Date	-10.23 23 228	— — 150	— — 54	— — —	—	—	—	2.72	✖	—	✔	0.15	✔

©2020 Morningstar Investment Management LLC. All Rights Reserved. Morningstar Investment Management LLC is a registered investment adviser and subsidiary of Morningstar, Inc. The services are either performed by Morningstar Investment Management or an affiliate. The data shown represents past performance which is no guarantee of future performance. The Morningstar name and logo are registered marks of Morningstar, Inc.













UNITED LENS COMPANY INC

Screens Summary (Data as of 03-31-2020)

 Fund Removed from Approved List

 Fund on Watch List

Name	Ticker	Asset Class	Trailing Performance and Risk							Management		Style		Expense	
			1 Yr	3 Yr	5 Yr	10 Yr	Pass/ Fail	Std Dev 3 Yr %	Beta 3 Yr %	Tenure	Pass/ Fail	Style Box	Pass/ Fail	Exp Ratio	Pass/ Fail
Vanguard Target Retirement Income Inv	VTINX	Target Date	0.91	3.38	3.17	4.92		4.94	0.86	7.11		—		0.12	
<i>percentile rank</i>			<i>29</i>	<i>13</i>	<i>10</i>	<i>17</i>									
<i># of funds in category</i>			<i>186</i>	<i>157</i>	<i>136</i>	<i>89</i>									
Balanced															
 BlackRock Global Allocation Instl	MALOX	World Allocation	-4.15	1.23	1.72	4.23		9.07	0.96	3.25				0.80	
<i>percentile rank</i>			<i>11</i>	<i>15</i>	<i>17</i>	<i>37</i>									
<i># of funds in category</i>			<i>476</i>	<i>406</i>	<i>338</i>	<i>210</i>									