

EMPLOYEES RETIREMENT PLAN


Screens Summary (Data as of 03-31-2020)

⊖ Fund Removed from Approved List
! Fund on Watch List







Name	Ticker	Asset Class	Trailing Performance and Risk				Management			Style		Expense				
			1 Yr	3 Yr	5 Yr	10 Yr	Pass/ Fail	Std Dev 3 Yr %	Beta 3 Yr %	Tenure	Pass/ Fail	Style Box	Pass/ Fail	Exp Ratio	Pass/ Fail	
US Stock																
Vanguard 500 Index Admiral	VFIAX	Large Blend Index	-7.01	5.07	6.69	10.49	✓	15.22	1.00	3.93	✓	■	✓	0.04	✓	
<i>percentile rank</i>			26	20	12	7										
<i># of funds in category</i>			1,377	1,220	1,054	806										
Vanguard Growth Index Admiral	VIGAX	Large Growth	1.28	10.09	9.16	12.37	✓	15.41	1.00	25.27	✓	■	✓	0.05	✓	
<i>percentile rank</i>			16	38	34	26										
<i># of funds in category</i>			1,359	1,241	1,096	818										
Vanguard Value Index Adm	VVIAX	Large Value	-14.78	0.42	4.03	8.64	✓	16.05	0.95	25.27	✓	■	✓	0.05	✓	
<i>percentile rank</i>			31	21	11	13										
<i># of funds in category</i>			1,217	1,112	962	710										
Vanguard Mid Cap Index Admiral	VIMAX	Mid-Cap Blend	-16.65	-0.26	2.08	8.86	✓	17.84	0.97	21.88	✓	■	✓	0.05	✓	
<i>percentile rank</i>			20	13	13	8										
<i># of funds in category</i>			402	363	288	216										
Vanguard Small Cap Growth Index Admiral	VSGAX	Small Growth	-15.81	2.95	3.27	—	✓	19.66	0.94	15.26	✓	■	✗	0.07	✓	
<i>percentile rank</i>			36	39	44	—										
<i># of funds in category</i>			635	577	503	383										
Vanguard Small Cap Value Index Admiral	VSIAX	Small Value	-29.46	-8.37	-2.05	—	✓	21.84	0.97	3.93	✓	■	✗	0.07	✓	
<i>percentile rank</i>			29	16	19	—										
<i># of funds in category</i>			432	407	356	250										
Non-US Stock																
American Funds Europacific Growth R6	REERG	Foreign Large Blend	-12.70	0.28	0.91	3.97	✓	15.57	1.03	18.84	✓	■	✓	0.49	✓	
<i>percentile rank</i>			85	69	57	59										
<i># of funds in category</i>			466	409	340	251										
Vanguard Developed Markets Index Admiral	VTMGX	Foreign Large Blend Index	-15.87	-2.41	-0.59	2.74	✓	15.33	1.00	7.11	✓	■	✓	0.07	✓	
<i>percentile rank</i>			57	52	32	25										
<i># of funds in category</i>			747	642	506	374										
Alternative																
Vanguard Real Estate Index Admiral	VGSLX	Real Estate	-16.55	-1.46	0.49	7.89	✓	17.06	0.94	23.90	✓	—	✓	0.12	✓	
<i>percentile rank</i>			40	47	45	39										
<i># of funds in category</i>			263	229	202	138										
Fixed Income																
BlackRock Inflation Protected Bond K	BPLBX	Inflation-Protected Bond	5.67	2.87	2.13	3.05	✓	3.37	0.97	3.13	✓	—	—	0.60	✓	
<i>percentile rank</i>			35	37	37	32										
<i># of funds in category</i>			218	196	173	115										
Vanguard Interm-Term Bond Index Adm	VBILX	Intermediate-Term Bond	9.41	5.16	3.66	4.86	✓	3.88	1.19	11.94	✓	■	—	0.07	✓	
<i>percentile rank</i>			5	2	3	1										
<i># of funds in category</i>			430	385	332	254										

EMPLOYEES RETIREMENT PLAN

Screens Summary (Data as of 03-31-2020)

 Fund Removed from Approved List

 Fund on Watch List

Name	Ticker	Asset Class	Trailing Performance and Risk				Management			Style		Expense			
			1 Yr	3 Yr	5 Yr	10 Yr	Pass/ Fail	Std Dev 3 Yr %	Beta 3 Yr %	Tenure	Pass/ Fail	Style Box	Pass/ Fail	Exp Ratio	Pass/ Fail
PIMCO Income Instl	PIMIX	Multisector Bond	-3.16	1.94	3.59	7.34		5.20	0.77	13.01		—	—	1.05	
<i>percentile rank</i>			<i>42</i>	<i>18</i>	<i>5</i>	<i>1</i>									
<i># of funds in category</i>			<i>316</i>	<i>274</i>	<i>229</i>	<i>128</i>									
Federated Government Ultrashrt Dur Instl	FGUSX	Ultrashort Bond	1.80	1.69	1.10	0.75		0.38	0.04	22.74		—	—	0.26	
<i>percentile rank</i>			<i>21</i>	<i>28</i>	<i>65</i>	<i>75</i>									
<i># of funds in category</i>			<i>204</i>	<i>164</i>	<i>131</i>	<i>61</i>									