

CONNECTICUT ECONOMIC RESOURCE

Screens Summary (Data as of 03-31-2021)

Fund Removed from Approved List

Fund on Watch List

Name	Ticker	Asset Class	Trailing Performance and Risk				Management			Style		Expense			
			1 Yr	3 Yr	5 Yr	10 Yr	Pass/ Fail	Std Dev 3 Yr %	Beta 3 Yr %	Tenure	Pass/ Fail	Style Box	Pass/ Fail	Exp Ratio	Pass/ Fail
US Stock															
JPMorgan US Equity R6 <i>percentile rank</i> <i># of funds in category</i>	JUEMX	Large Blend	61.13 28 1,356	18.91 3 1,230	17.76 3 1,074	14.54 2 812		19.08	1.03	6.62				0.44	
Fidelity® Contrafund® <i>percentile rank</i> <i># of funds in category</i>	FCNTX	Large Growth	57.35 69 1,284	18.82 63 1,188	19.14 50 1,071	15.12 43 790		18.77	0.96	30.56				0.86	
American Funds Washington Mutual R6 <i>percentile rank</i> <i># of funds in category</i>	RWMGX	Large Value	49.49 85 1,356	13.40 78 1,230	14.13 71 1,074	12.75 50 812		16.98	0.90	23.76				0.27	
Vanguard Mid Cap Index Admiral <i>percentile rank</i> <i># of funds in category</i>	VIMAX	Mid-Cap Blend	70.62 61 406	14.65 21 376	14.60 23 309	12.29 16 215		21.54	0.98	22.88				0.05	
Wells Fargo Small Company Growth Inst <i>percentile rank</i> <i># of funds in category</i>	WSCGX	Small Growth	87.89 57 619	16.41 73 581	17.97 66 508	12.77 67 386		26.04	1.00	26.40				0.94	
Vanguard Small Cap Value Index Admiral <i>percentile rank</i> <i># of funds in category</i>	VSIAX	Small Value	89.83 65 428	10.80 33 402	12.42 34 372	— — 269		26.14	0.96	4.93				0.07	
Non-US Stock															
American Funds New World R6 <i>percentile rank</i> <i># of funds in category</i>	RNWXG	Diversified Emerging Mkts	62.16 48 800	11.99 8 696	14.53 18 597	7.41 1 295		18.12	0.89	21.80				0.59	
American Funds Europacific Growth R6 <i>percentile rank</i> <i># of funds in category</i>	REGGX	Foreign Large Blend	60.79 25 442	10.20 54 383	12.90 35 320	7.72 40 228		18.74	1.01	19.84				0.46	
Vanguard Developed Markets Index Admiral <i>percentile rank</i> <i># of funds in category</i>	VTMGX	Foreign Large Blend Index	50.81 36 752	6.56 37 657	9.60 36 566	6.00 24 375		18.47	1.04	8.11				0.07	
Alternative															
American Century Real Estate I <i>percentile rank</i> <i># of funds in category</i>	REAIX	Real Estate	29.65 87 248	9.76 51 225	5.54 57 201	8.72 32 145		17.69	0.89	12.38		—		0.96	
Fixed Income															
PIMCO Real Return I2 <i>percentile rank</i> <i># of funds in category</i>	PRLPX	Inflation- Protected Bond	9.64 28 205	5.82 16 198	4.18 13 175	3.36 22 116		4.10	1.03	2.22		—	—	0.63	

CONNECTICUT ECONOMIC RESOURCE

Screens Summary (Data as of 03-31-2021)

⊖ Fund Removed from Approved List


⚠ Fund on Watch List

Name	Ticker	Asset Class	Trailing Performance and Risk				Management			Style		Expense			
			1 Yr	3 Yr	5 Yr	10 Yr	Pass/ Fail	Std Dev 3 Yr %	Beta 3 Yr %	Tenure	Pass/ Fail	Style Box	Pass/ Fail	Exp Ratio	Pass/ Fail
Metropolitan West Total Return Bd I <i>percentile rank</i> <i># of funds in category</i>	MWITX	Intermediate-Term Bond	3.53 82 597	5.46 25 540	3.67 55 476	4.27 23 342	✔	3.65	1.02	24.02	✔	—	—	0.46	✔
PIMCO Income I2 <i>percentile rank</i> <i># of funds in category</i>	PONPX	Multisector Bond	14.27 56 344	4.69 51 295	5.79 21 263	6.82 1 143	✔	5.78	0.82	14.01	✔	—	—	1.19	✔
Federated Hermes Govt Ultrashort IS <i>percentile rank</i> <i># of funds in category</i>	FGUSX	Ultrashort Bond	1.38 77 229	1.73 68 189	1.44 75 155	0.83 77 80	⊕	0.49	0.05	23.74	✔	—	—	0.26	✔








Target Date															
American Funds 2010 Trgt Date Retire R6 <i>percentile rank</i> <i># of funds in category</i>	RFITX	Target Date	20.95 46 118	7.76 31 95	7.40 37 76	6.90 1 51	✔	7.16	0.90	9.25	✔	—	⊕	0.30	✔
American Funds 2015 Trgt Date Retire R6 <i>percentile rank</i> <i># of funds in category</i>	RFJTX	Target Date	23.28 59 115	8.32 29 101	7.95 41 74	7.39 1 43	✔	7.90	0.90	9.25	✔	—	✔	0.30	✔
American Funds 2020 Trgt Date Retire R6 <i>percentile rank</i> <i># of funds in category</i>	RRCTX	Target Date	24.67 60 166	8.76 35 152	8.62 55 109	8.01 3 65	✔	8.34	0.86	9.25	✔	—	✔	0.31	✔
American Funds 2025 Trgt Date Retire R6 <i>percentile rank</i> <i># of funds in category</i>	RFDTX	Target Date	29.70 64 211	9.92 17 191	10.00 24 151	9.07 1 86	✔	9.86	0.90	9.25	✔	—	✔	0.33	✔
American Funds 2030 Trgt Date Retire R6 <i>percentile rank</i> <i># of funds in category</i>	RFETX	Target Date	35.52 58 212	10.89 14 192	11.46 12 149	9.93 1 82	✔	11.67	0.92	9.25	✔	—	✔	0.35	✔
American Funds 2035 Trgt Date Retire R6 <i>percentile rank</i> <i># of funds in category</i>	RFFTX	Target Date	44.36 36 204	12.37 1 188	13.08 1 148	10.70 1 83	✔	14.10	0.96	9.25	✔	—	⊕	0.37	✔
American Funds 2040 Trgt Date Retire R6 <i>percentile rank</i> <i># of funds in category</i>	RFCTX	Target Date	48.82 39 206	13.07 1 192	13.75 1 149	11.05 1 82	✔	15.17	0.93	9.25	✔	—	⊕	0.38	✔
American Funds 2045 Trgt Date Retire R6 <i>percentile rank</i> <i># of funds in category</i>	RFHTX	Target Date	50.05 65 204	13.29 1 188	14.02 1 148	11.18 1 82	✔	15.49	0.90	9.25	✔	—	⊕	0.39	✔
American Funds 2050 Trgt Date Retire R6 <i>percentile rank</i> <i># of funds in category</i>	RFITX	Target Date	51.05 70 206	13.47 1 192	14.19 1 149	11.27 1 73	✔	15.72	0.90	9.25	✔	—	✔	0.39	✔
American Funds 2055 Trgt Date Retire R6 <i>percentile rank</i> <i># of funds in category</i>	RFKTX	Target Date	50.93 72 204	13.45 1 188	14.18 1 145	11.25 1 48	✔	15.72	0.89	9.25	✔	—	✔	0.39	✔
American Funds 2060 Trgt Date Retire R6 <i>percentile rank</i> <i># of funds in category</i>	RFUTX	Target Date	50.79 79 271	13.41 1 185	14.15 1 109	— — —	✔	15.70	1.38	6.02	✔	—	✔	0.40	✔

CONNECTICUT ECONOMIC RESOURCE

Screens Summary (Data as of 03-31-2021)

 Fund Removed from Approved List

 Fund on Watch List

Name	Ticker	Asset Class	Trailing Performance and Risk							Management		Style		Expense		
			1 Yr	3 Yr	5 Yr	10 Yr	Pass/ Fail	Std Dev 3 Yr %	Beta 3 Yr %	Tenure	Pass/ Fail	Style Box	Pass/ Fail	Exp Ratio	Pass/ Fail	
American Funds 2065 Trgt Date Retire R6	RFVTX	Target Date	51.08	—	—	—	—	—	—	—	1.25		—		0.40	
<i>percentile rank</i>			77	—	—	—										
<i># of funds in category</i>			271	185	109	—										
Balanced																
American Funds American Balanced R6	RLBGX	Moderate Allocation	30.58	10.87	10.79	10.18		10.68	0.94	22.26		—		0.26		
<i>percentile rank</i>			83	28	23	6										
<i># of funds in category</i>			666	641	575	412										