

EAST WEST MANAGEMENT INSTITUTE 401K

Screens Summary (Data as of 03-31-2021)

Fund Removed from Approved List

Fund on Watch List

Name	Ticker	Asset Class	Trailing Performance and Risk				Management			Style		Expense				
			1 Yr	3 Yr	5 Yr	10 Yr	Pass/ Fail	Std Dev 3 Yr %	Beta 3 Yr %	Tenure	Pass/ Fail	Style Box	Pass/ Fail	Exp Ratio	Pass/ Fail	
US Stock																
Vanguard 500 Index Admiral	VFIAX	Large Blend Index	56.33	16.75	16.26	13.88		18.40	1.00	4.93				0.04		
<i>percentile rank</i>			53	26	23	11										
<i># of funds in category</i>			1,356	1,230	1,074	812										
Fidelity® Contrafund®	FCNTX	Large Growth	57.35	18.82	19.14	15.12		18.77	0.96	30.56				0.86		
<i>percentile rank</i>			69	63	50	43										
<i># of funds in category</i>			1,284	1,188	1,071	790										
JPMorgan Equity Income R6	OIEJX	Large Value	49.82	12.13	12.82	—		18.09	0.90	16.67				0.47		
<i>percentile rank</i>			70	25	25	—										
<i># of funds in category</i>			1,207	1,136	1,007	728										
Vanguard Mid Cap Index Admiral	VIMAX	Mid-Cap Blend	70.62	14.65	14.60	12.29		21.54	0.98	22.88				0.05		
<i>percentile rank</i>			61	21	23	16										
<i># of funds in category</i>			406	376	309	215										
Vanguard Small Cap Growth Index Admiral	VSGAX	Small Growth	83.09	19.39	19.05	—		24.11	0.93	16.26				0.07		
<i>percentile rank</i>			73	49	57	—										
<i># of funds in category</i>			619	581	508	386										
Vanguard Small Cap Value Index Admiral	VSIAX	Small Value	89.83	10.80	12.42	—		26.14	0.96	4.93				0.07		
<i>percentile rank</i>			65	33	34	—										
<i># of funds in category</i>			428	402	372	269										
Non-US Stock																
American Funds New World R6	RNWXG	Diversified Emerging Mkts	62.16	11.99	14.53	7.41		18.12	0.89	21.80				0.59		
<i>percentile rank</i>			48	8	18	1										
<i># of funds in category</i>			800	696	597	295										
MFS Research International R4	MRSJX	Foreign Large Blend	43.94	8.62	10.94	5.90		16.24	0.90	4.92				0.82		
<i>percentile rank</i>			73	11	10	29										
<i># of funds in category</i>			752	657	566	375										
Vanguard Developed Markets Index Admiral	VTMGX	Foreign Large Blend Index	50.81	6.56	9.60	6.00		18.47	1.04	8.11				0.07		
<i>percentile rank</i>			36	37	36	24										
<i># of funds in category</i>			752	657	566	375										
Alternative																
Vanguard Real Estate Index Admiral	VGSLX	Real Estate	36.54	11.00	6.13	8.91		18.17	0.93	24.90		—		0.12		
<i>percentile rank</i>			45	28	41	25										
<i># of funds in category</i>			248	225	201	145										
Fixed Income																
BlackRock Inflation Protected Bond Instl	BPRIX	Inflation-Protected Bond	9.88	5.73	4.00	3.16		4.15	1.05	4.13		—	—	0.65		
<i>percentile rank</i>			26	20	21	35										
<i># of funds in category</i>			205	198	175	116										

EAST WEST MANAGEMENT INSTITUTE 401K

Screens Summary (Data as of 03-31-2021)


⊖ Fund Removed from Approved List
 ! Fund on Watch List

Name	Ticker	Asset Class	Trailing Performance and Risk							Management		Style		Expense	
			1 Yr	3 Yr	5 Yr	10 Yr	Pass/ Fail	Std Dev 3 Yr %	Beta 3 Yr %	Tenure	Pass/ Fail	Style Box	Pass/ Fail	Exp Ratio	Pass/ Fail
Vanguard Interm-Term Bond Index Adm	VBILX	Intermediate-Term Bond	2.01	5.68	3.49	4.32	✓	4.26	1.18	12.94	✓	☒	—	0.07	✓
<i>percentile rank</i>			64	4	25	2									
<i># of funds in category</i>			422	386	338	256									
Loomis Sayles Bond N	LSBNX	Multisector Bond	14.38	3.05	4.51	—	✓	8.03	1.19	14.17	✓	—	—	0.60	✓
<i>percentile rank</i>			55	84	61	—									
<i># of funds in category</i>			344	295	263	143									
PIMCO Short-Term Instl	PTSHX	Ultrashort Bond	5.21	2.32	2.51	1.86	✓	2.37	0.11	10.25	✓	—	—	0.55	✓
<i>percentile rank</i>			16	25	5	12									
<i># of funds in category</i>			229	189	155	80									





















Target Date															
Vanguard Target Retirement 2015 Inv	VTXVX	Target Date	19.57	7.41	7.45	6.73	✓	7.25	0.83	8.11	✓	—	✓	0.12	✓
<i>percentile rank</i>			91	79	75	52									
<i># of funds in category</i>			115	101	74	43									
Vanguard Target Retirement 2020 Inv	VTWNX	Target Date	27.16	8.73	8.92	7.68	✓	9.60	0.99	8.11	✓	—	✓	0.13	✓
<i>percentile rank</i>			50	38	34	18									
<i># of funds in category</i>			166	152	109	65									
Vanguard Target Retirement 2025 Inv	VTTVX	Target Date	32.57	9.62	9.95	8.31	✓	11.31	1.03	8.11	✓	—	✓	0.13	✓
<i>percentile rank</i>			39	29	27	16									
<i># of funds in category</i>			211	191	151	86									
Vanguard Target Retirement 2030 Inv	VTHRX	Target Date	37.19	10.26	10.77	8.84	✓	12.66	1.00	8.11	✓	—	✓	0.14	✓
<i>percentile rank</i>			47	40	35	22									
<i># of funds in category</i>			212	192	149	82									
Vanguard Target Retirement 2035 Inv	VTTX	Target Date	41.87	10.86	11.57	9.33	✓	14.00	0.96	8.11	✓	—	✓	0.14	✓
<i>percentile rank</i>			60	46	41	27									
<i># of funds in category</i>			204	188	148	83									
Vanguard Target Retirement 2040 Inv	VFORX	Target Date	46.64	11.43	12.36	9.79	✓	15.35	0.95	8.11	✓	—	✓	0.14	✓
<i>percentile rank</i>			60	44	38	25									
<i># of funds in category</i>			206	192	149	82									
Vanguard Target Retirement 2045 Inv	VTIVX	Target Date	51.64	12.03	12.89	10.04	✓	16.59	0.97	8.11	✓	—	✓	0.15	✓
<i>percentile rank</i>			49	35	31	21									
<i># of funds in category</i>			204	188	148	82									
Vanguard Target Retirement 2050 Inv	VFIFX	Target Date	51.82	12.09	12.93	10.06	✓	16.60	0.95	8.11	✓	—	✓	0.15	✓
<i>percentile rank</i>			60	42	40	23									
<i># of funds in category</i>			206	192	149	73									
Vanguard Target Retirement 2055 Inv	VFFVX	Target Date	51.79	12.07	12.92	10.06	✓	16.60	0.95	8.11	✓	—	✓	0.15	✓
<i>percentile rank</i>			67	44	42	25									
<i># of funds in category</i>			204	188	145	48									
Vanguard Target Retirement 2060 Inv	VTTX	Target Date	51.75	12.06	12.91	—	✓	16.59	1.46	8.11	✓	—	✓	0.15	✓
<i>percentile rank</i>			73	52	57	—									
<i># of funds in category</i>			271	185	109	—									
Vanguard Target Retirement 2065 Inv	VLXVX	Target Date	51.66	12.02	—	—	✓	16.61	1.46	3.72	✓	—	✓	0.15	✓
<i>percentile rank</i>			75	55	—	—									
<i># of funds in category</i>			271	185	109	—									

EAST WEST MANAGEMENT INSTITUTE 401K

Screens Summary (Data as of 03-31-2021)

 Fund Removed from Approved List

 Fund on Watch List

Name	Ticker	Asset Class	Trailing Performance and Risk				Management			Style		Expense			
			1 Yr	3 Yr	5 Yr	10 Yr	Pass/ Fail	Std Dev 3 Yr %	Beta 3 Yr %	Tenure	Pass/ Fail	Style Box	Pass/ Fail	Exp Ratio	Pass/ Fail
Vanguard Target Retirement Income Inv	VTINX	Target Date	17.02	7.06	6.38	5.66		6.10	0.84	8.11		—		0.12	
<i>percentile rank</i>			<i>57</i>	<i>32</i>	<i>46</i>	<i>16</i>									
<i># of funds in category</i>			<i>156</i>	<i>139</i>	<i>116</i>	<i>75</i>									
Balanced															
Vanguard LifeStrategy Cnsv Gr Inv	VSCGX	Target Risk	21.46	8.09	7.59	6.40		7.76	1.01	26.52		—		0.12	
<i>percentile rank</i>			<i>76</i>	<i>29</i>	<i>33</i>	<i>28</i>									
<i># of funds in category</i>			<i>538</i>	<i>517</i>	<i>460</i>	<i>278</i>									
Vanguard LifeStrategy Growth Inv	VASGX	Target Risk	45.30	11.34	11.88	9.30		14.79	1.02	26.52		—		0.14	
<i>percentile rank</i>			<i>60</i>	<i>25</i>	<i>26</i>	<i>25</i>									
<i># of funds in category</i>			<i>322</i>	<i>307</i>	<i>277</i>	<i>185</i>									
Vanguard LifeStrategy Income Inv	VASIX	Target Risk	10.78	6.28	5.34	4.84		4.73	0.96	26.52		—		0.11	
<i>percentile rank</i>			<i>88</i>	<i>25</i>	<i>55</i>	<i>46</i>									
<i># of funds in category</i>			<i>166</i>	<i>158</i>	<i>142</i>	<i>88</i>									
Vanguard LifeStrategy Moderate Gr Inv	VSMGX	Target Risk	32.92	9.75	9.76	7.94		11.23	0.99	26.52		—		0.13	
<i>percentile rank</i>			<i>69</i>	<i>50</i>	<i>51</i>	<i>52</i>									
<i># of funds in category</i>			<i>666</i>	<i>641</i>	<i>575</i>	<i>412</i>									