

HAWKLA P A 401K

Screens Summary (Data as of 03-31-2021)











⊖ Fund Removed from Approved List ⚠ Fund on Watch List

Name	Ticker	Asset Class	Trailing Performance and Risk				Management			Style		Expense				
			1 Yr	3 Yr	5 Yr	10 Yr	Pass/ Fail	Std Dev 3 Yr %	Beta 3 Yr %	Tenure	Pass/ Fail	Style Box	Pass/ Fail	Exp Ratio	Pass/ Fail	
US Stock																
Vanguard 500 Index Admiral	VFIAX	Large Blend Index	56.33	16.75	16.26	13.88	✔	18.40	1.00	4.93	✔	☒	✔	0.04	✔	
<i>percentile rank</i>			53	26	23	11										
<i># of funds in category</i>			1,356	1,230	1,074	812										
Vanguard Growth Index Admiral	VIGAX	Large Growth	64.95	23.10	20.60	16.27	✔	19.59	1.01	26.27	✔	☒	✔	0.05	✔	
<i>percentile rank</i>			32	22	32	24										
<i># of funds in category</i>			1,284	1,188	1,071	790										
Vanguard Value Index Adm	VVIAX	Large Value	51.33	11.41	12.72	11.63	✔	18.90	0.94	26.27	✔	☒	✔	0.05	✔	
<i>percentile rank</i>			65	34	27	19										
<i># of funds in category</i>			1,207	1,136	1,007	728										
Vanguard Mid Cap Index Admiral	VIMAX	Mid-Cap Blend	70.62	14.65	14.60	12.29	✔	21.54	0.98	22.88	✔	☒	✔	0.05	✔	
<i>percentile rank</i>			61	21	23	16										
<i># of funds in category</i>			406	376	309	215										
Vanguard Small Cap Growth Index Admiral	VSGAX	Small Growth	83.09	19.39	19.05	—	✔	24.11	0.93	16.26	✔	☒	✖	0.07	✔	
<i>percentile rank</i>			73	49	57	—										
<i># of funds in category</i>			619	581	508	386										
Vanguard Small Cap Value Index Admiral	VSIAX	Small Value	89.83	10.80	12.42	—	✔	26.14	0.96	4.93	✔	☒	✖	0.07	✔	
<i>percentile rank</i>			65	33	34	—										
<i># of funds in category</i>			428	402	372	269										
Non-US Stock																
Vanguard Emerging Mkts Stock Idx Adm	VEMAX	Diversified Emerging Mkts	58.17	6.32	11.32	3.29	✔	18.94	0.98	12.59	✔	☒	✔	0.14	✔	
<i>percentile rank</i>			65	45	54	58										
<i># of funds in category</i>			800	696	597	295										
American Funds Europacific Growth R6	REGGX	Foreign Large Blend	60.79	10.20	12.90	7.72	✔	18.74	1.01	19.84	✔	☒	✔	0.46	✔	
<i>percentile rank</i>			25	54	35	40										
<i># of funds in category</i>			442	383	320	228										
Vanguard Developed Markets Index Admiral	VTMGX	Foreign Large Blend Index	50.81	6.56	9.60	6.00	✔	18.47	1.04	8.11	✔	☒	✔	0.07	✔	
<i>percentile rank</i>			36	37	36	24										
<i># of funds in category</i>			752	657	566	375										
Alternative																
Vanguard Real Estate Index Admiral	VGSLX	Real Estate	36.54	11.00	6.13	8.91	✔	18.17	0.93	24.90	✔	—	✔	0.12	✔	
<i>percentile rank</i>			45	28	41	25										
<i># of funds in category</i>			248	225	201	145										
Fixed Income																
Baird Core Plus Bond Inst	BCOIX	Core Plus Bond	5.38	5.41	4.20	4.34	✔	4.25	1.07	20.52	✔	—	—	0.30	✔	
<i>percentile rank</i>			62	26	30	19										
<i># of funds in category</i>			597	540	476	342										

















HAWKLA P A 401K

Screens Summary (Data as of 03-31-2021)

 Fund Removed from Approved List
  Fund on Watch List

Name	Ticker	Asset Class	Trailing Performance and Risk				Management			Style		Expense			
			1 Yr	3 Yr	5 Yr	10 Yr	Pass/ Fail	Std Dev 3 Yr %	Beta 3 Yr %	Tenure	Pass/ Fail	Style Box	Pass/ Fail	Exp Ratio	Pass/ Fail
Vanguard Inflation-Protected Secs Adm	VAIPX	Inflation-Protected Bond	7.53	5.61	3.75	3.37		3.71	0.94	9.62		—	—	0.10	
<i>percentile rank</i>			<i>61</i>	<i>29</i>	<i>40</i>	<i>17</i>									
<i># of funds in category</i>			<i>205</i>	<i>198</i>	<i>175</i>	<i>116</i>									
Vanguard Total Bond Market Index Adm	VBTLX	Intermediate-Term Bond	0.54	4.63	3.07	3.39		3.69	1.03	8.11			—	0.05	
<i>percentile rank</i>			<i>79</i>	<i>45</i>	<i>54</i>	<i>47</i>									
<i># of funds in category</i>			<i>422</i>	<i>386</i>	<i>338</i>	<i>256</i>									
Vanguard Ultra-Short-Term Bond Admiral	VUSFX	Ultrashort Bond	2.72	2.51	1.98	—		0.94	0.12	4.18		—	—	0.10	
<i>percentile rank</i>			<i>56</i>	<i>11</i>	<i>25</i>	<i>—</i>									
<i># of funds in category</i>			<i>229</i>	<i>189</i>	<i>155</i>	<i>80</i>									

Balanced

Vanguard LifeStrategy Cnsv Gr Inv	VSCGX	Target Risk	21.46	8.09	7.59	6.40		7.76	1.01	26.52		—		0.12	
<i>percentile rank</i>			<i>76</i>	<i>29</i>	<i>33</i>	<i>28</i>									
<i># of funds in category</i>			<i>538</i>	<i>517</i>	<i>460</i>	<i>278</i>									
Vanguard LifeStrategy Growth Inv	VASGX	Target Risk	45.30	11.34	11.88	9.30		14.79	1.02	26.52		—		0.14	
<i>percentile rank</i>			<i>60</i>	<i>25</i>	<i>26</i>	<i>25</i>									
<i># of funds in category</i>			<i>322</i>	<i>307</i>	<i>277</i>	<i>185</i>									
Vanguard LifeStrategy Income Inv	VASIX	Target Risk	10.78	6.28	5.34	4.84		4.73	0.96	26.52		—		0.11	
<i>percentile rank</i>			<i>88</i>	<i>25</i>	<i>55</i>	<i>46</i>									
<i># of funds in category</i>			<i>166</i>	<i>158</i>	<i>142</i>	<i>88</i>									
Vanguard LifeStrategy Moderate Gr Inv	VSMGX	Target Risk	32.92	9.75	9.76	7.94		11.23	0.99	26.52		—		0.13	
<i>percentile rank</i>			<i>69</i>	<i>50</i>	<i>51</i>	<i>52</i>									
<i># of funds in category</i>			<i>666</i>	<i>641</i>	<i>575</i>	<i>412</i>									