

INSPIRE CHARTER SCHOOLS 403B PLAN

Screens Summary (Data as of 03-31-2021)

⊖ Fund Removed from Approved List

⚠ Fund on Watch List

Name	Ticker	Asset Class	Trailing Performance and Risk				Management			Style		Expense				
			1 Yr	3 Yr	5 Yr	10 Yr	Pass/ Fail	Std Dev 3 Yr %	Beta 3 Yr %	Tenure	Pass/ Fail	Style Box	Pass/ Fail	Exp Ratio	Pass/ Fail	
US Stock																
Vanguard 500 Index Admiral	VFIAX	Large Blend Index	56.33	16.75	16.26	13.88	✔	18.40	1.00	4.93	✔	☐	✔	0.04	✔	
<i>percentile rank</i>			53	26	23	11										
<i># of funds in category</i>			1,356	1,230	1,074	812										
MFS Growth R6	MFEKX	Large Growth	49.88	21.17	20.61	—	✔	17.59	0.89	19.01	✔	☐	✔	0.53	✔	
<i>percentile rank</i>			93	38	32	—										
<i># of funds in category</i>			1,284	1,188	1,071	790										
⚠ Invesco Diversified Dividend R6	LCEFX	Large Value	44.13	9.62	8.50	—	✔	16.66	0.81	18.26	✔	☐	✔	0.44	✔	
<i>percentile rank</i>			85	64	91	—										
<i># of funds in category</i>			1,207	1,136	1,007	728										
Vanguard Mid Cap Index Admiral	VIMAX	Mid-Cap Blend	70.62	14.65	14.60	12.29	✔	21.54	0.98	22.88	✔	☐	✔	0.05	✔	
<i>percentile rank</i>			61	21	23	16										
<i># of funds in category</i>			406	376	309	215										
⚠ PGIM Jennison Small Company R6	PJSQX	Small Growth	121.66	16.79	16.79	12.03	✔	27.64	1.03	7.35	✔	☐	✖	0.70	✔	
<i>percentile rank</i>			9	69	76	76										
<i># of funds in category</i>			619	581	508	386										
DFA US Small Cap Value I	DFSVX	Small Value	112.09	9.91	11.79	9.62	✔	29.88	1.10	9.09	✔	☐	✔	0.39	✔	
<i>percentile rank</i>			25	46	43	39										
<i># of funds in category</i>			428	402	372	269										
Non-US Stock																
JPMorgan Emerging Markets Equity R6	JEMWX	Diversified Emerging Mkts	69.33	13.43	17.52	—	✔	20.32	1.02	15.59	✔	☐	✔	0.79	✔	
<i>percentile rank</i>			23	5	3	—										
<i># of funds in category</i>			800	696	597	295										
American Funds Intl Gr and Inc R6	RIGGX	Foreign Large Blend	52.63	7.17	10.05	6.08	✔	19.23	1.08	12.50	✔	☐	✔	0.54	✔	
<i>percentile rank</i>			29	25	20	21										
<i># of funds in category</i>			752	657	566	375										
Vanguard Developed Markets Index Admiral	VTMGX	Foreign Large Blend Index	50.81	6.56	9.60	6.00	✔	18.47	1.04	8.11	✔	☐	✔	0.07	✔	
<i>percentile rank</i>			36	37	36	24										
<i># of funds in category</i>			752	657	566	375										
Alternative																
Vanguard Real Estate Index Admiral	VGSLX	Real Estate	36.54	11.00	6.13	8.91	✔	18.17	0.93	24.90	✔	—	✔	0.12	✔	
<i>percentile rank</i>			45	28	41	25										
<i># of funds in category</i>			248	225	201	145										
Fixed Income																
Vanguard Inflation-Protected Secs Adm	VAIPX	Inflation-Protected Bond	7.53	5.61	3.75	3.37	✔	3.71	0.94	9.62	✔	—	—	0.10	✔	
<i>percentile rank</i>			61	29	40	17										
<i># of funds in category</i>			205	198	175	116										

INSPIRE CHARTER SCHOOLS 403B PLAN

Screens Summary (Data as of 03-31-2021)

⊖ Fund Removed from Approved List ⚠ Fund on Watch List

Name	Ticker	Asset Class	Trailing Performance and Risk				Management			Style		Expense			
			1 Yr	3 Yr	5 Yr	10 Yr	Pass/ Fail	Std Dev 3 Yr %	Beta 3 Yr %	Tenure	Pass/ Fail	Style Box	Pass/ Fail	Exp Ratio	Pass/ Fail
Baird Aggregate Bond Inst <i>percentile rank</i> <i># of funds in category</i>	BAGIX	Intermediate-Term Bond	3.40 37 422	5.17 15 386	3.70 14 338	4.20 6 256	✓	3.97	1.08	20.52	✓	☐	—	0.30	✓
PIMCO Income Instl <i>percentile rank</i> <i># of funds in category</i>	PIMIX	Multisector Bond	14.38 55 344	4.80 46 295	5.89 16 263	6.92 1 143	✓	5.78	0.82	14.01	✓	—	—	1.09	✓
Federated Hermes Govt Ultrashort R6 <i>percentile rank</i> <i># of funds in category</i>	FGULX	Ultrashort Bond	1.40 77 229	1.76 65 189	1.46 74 155	— — 80	✓	0.49	0.05	23.74	✓	—	—	0.24	✓

Target Date





T. Rowe Price Retirement I 2010 I <i>percentile rank</i> <i># of funds in category</i>	TRPAX	Target Date	29.09 4 118	8.86 1 95	8.51 1 76	— — 51	✓	9.39	1.18	5.51	✓	—	✓	0.37	✓
T. Rowe Price Retirement I 2015 I <i>percentile rank</i> <i># of funds in category</i>	TRFGX	Target Date	32.21 1 115	9.37 4 101	9.30 1 74	— — 43	✓	10.36	1.18	5.51	✓	—	✓	0.40	✓
T. Rowe Price Retirement I 2020 I <i>percentile rank</i> <i># of funds in category</i>	TRBRX	Target Date	35.97 3 166	9.90 3 152	10.25 1 109	— — 65	✓	11.68	1.19	5.51	✓	—	✓	0.42	✓
T. Rowe Price Retirement I 2025 I <i>percentile rank</i> <i># of funds in category</i>	TRPHX	Target Date	41.19 1 211	10.75 1 191	11.26 1 151	— — 86	✓	13.08	1.19	5.51	✓	—	✓	0.46	✓
T. Rowe Price Retirement I 2030 I <i>percentile rank</i> <i># of funds in category</i>	TRPCX	Target Date	46.21 1 212	11.55 1 192	12.21 1 149	— — 82	✓	14.38	1.13	5.51	✓	—	✓	0.49	✓
T. Rowe Price Retirement I 2035 I <i>percentile rank</i> <i># of funds in category</i>	TRPJX	Target Date	50.72 5 204	12.24 5 188	12.99 4 148	— — 83	✓	15.46	1.06	5.51	✓	—	✘	0.50	✓
T. Rowe Price Retirement I 2040 I <i>percentile rank</i> <i># of funds in category</i>	TRPDX	Target Date	54.97 11 206	12.92 6 192	13.69 5 149	— — 82	✓	16.38	1.01	5.51	✓	—	✘	0.51	✓
T. Rowe Price Retirement I 2045 I <i>percentile rank</i> <i># of funds in category</i>	TRPKX	Target Date	57.87 5 204	13.30 1 188	14.02 1 148	— — 82	✓	17.02	0.99	5.51	✓	—	✘	0.51	✓
T. Rowe Price Retirement I 2050 I <i>percentile rank</i> <i># of funds in category</i>	TRPMX	Target Date	57.89 7 206	13.32 5 192	14.03 3 149	— — 73	✓	17.01	0.97	5.51	✓	—	✘	0.52	✓
T. Rowe Price Retirement I 2055 I <i>percentile rank</i> <i># of funds in category</i>	TRPNX	Target Date	57.89 5 204	13.32 3 188	14.02 4 145	— — 48	✓	17.03	0.97	5.51	✓	—	✘	0.52	✓
T. Rowe Price Retirement I 2060 I <i>percentile rank</i> <i># of funds in category</i>	TRPLX	Target Date	58.02 8 271	13.35 3 185	14.06 4 109	— — —	✓	17.02	1.49	5.51	✓	—	✘	0.52	✓

INSPIRE CHARTER SCHOOLS 403B PLAN

Screens Summary (Data as of 03-31-2021)

 Fund Removed from Approved List

 Fund on Watch List

Name	Ticker	Asset Class	Trailing Performance and Risk				Management			Style		Expense			
			1 Yr	3 Yr	5 Yr	10 Yr	Pass/ Fail	Std Dev 3 Yr %	Beta 3 Yr %	Tenure	Pass/ Fail	Style Box	Pass/ Fail	Exp Ratio	Pass/ Fail
Balanced															
American Funds American Balanced R6	RLBGX	Moderate Allocation	30.58	10.87	10.79	10.18		10.68	0.94	22.26		—		0.26	
<i>percentile rank</i>			<i>83</i>	<i>28</i>	<i>23</i>	<i>6</i>									
<i># of funds in category</i>			<i>666</i>	<i>641</i>	<i>575</i>	<i>412</i>									