

PIONEER COMMUNITY ENERGY 457B PLAN

Screens Summary (Data as of 03-31-2021)

Fund Removed from Approved List

Fund on Watch List

Name	Ticker	Asset Class	Trailing Performance and Risk				Management			Style		Expense			
			1 Yr	3 Yr	5 Yr	10 Yr	Pass/ Fail	Std Dev 3 Yr %	Beta 3 Yr %	Tenure	Pass/ Fail	Style Box	Pass/ Fail	Exp Ratio	Pass/ Fail
US Stock															
Vanguard 500 Index Admiral <i>percentile rank</i> <i># of funds in category</i>	VFIAX	Large Blend Index	56.33 53 1,356	16.75 26 1,230	16.26 23 1,074	13.88 11 812		18.40	1.00	4.93				0.04	
MFS Growth R6 <i>percentile rank</i> <i># of funds in category</i>	MFEKX	Large Growth	49.88 93 1,284	21.17 38 1,188	20.61 32 1,071	— — 790		17.59	0.89	19.01				0.53	
Invesco Diversified Dividend R6 <i>percentile rank</i> <i># of funds in category</i>	LCEFX	Large Value	44.13 85 1,207	9.62 64 1,136	8.50 91 1,007	— — 728		16.66	0.81	18.26				0.44	
Vanguard Mid Cap Index Admiral <i>percentile rank</i> <i># of funds in category</i>	VIMAX	Mid-Cap Blend	70.62 61 406	14.65 21 376	14.60 23 309	12.29 16 215		21.54	0.98	22.88				0.05	
PGIM Jennison Small Company R6 <i>percentile rank</i> <i># of funds in category</i>	PJSQX	Small Growth	121.66 9 619	16.79 69 581	16.79 76 508	12.03 76 386		27.64	1.03	7.35				0.70	
DFA US Small Cap Value I <i>percentile rank</i> <i># of funds in category</i>	DFSVX	Small Value	112.09 25 428	9.91 46 402	11.79 43 372	9.62 39 269		29.88	1.10	9.09				0.39	
Non-US Stock															
American Funds Intl Gr and Inc R6 <i>percentile rank</i> <i># of funds in category</i>	RIGGX	Foreign Large Blend	52.63 29 752	7.17 25 657	10.05 20 566	6.08 21 375		19.23	1.08	12.50				0.54	
Vanguard Developed Markets Index Admiral <i>percentile rank</i> <i># of funds in category</i>	VTMGX	Foreign Large Blend Index	50.81 36 752	6.56 37 657	9.60 36 566	6.00 24 375		18.47	1.04	8.11				0.07	
Alternative															
Vanguard Real Estate Index Admiral <i>percentile rank</i> <i># of funds in category</i>	VGSLX	Real Estate	36.54 45 248	11.00 28 225	6.13 41 201	8.91 25 145		18.17	0.93	24.90		—		0.12	
Fixed Income															
Vanguard Inflation-Protected Secs Adm <i>percentile rank</i> <i># of funds in category</i>	VAIPX	Inflation-Protected Bond	7.53 61 205	5.61 29 198	3.75 40 175	3.37 17 116		3.71	0.94	9.62		—	—	0.10	
Baird Aggregate Bond Inst <i>percentile rank</i> <i># of funds in category</i>	BAGIX	Intermediate-Term Bond	3.40 37 422	5.17 15 386	3.70 14 338	4.20 6 256		3.97	1.08	20.52			—	0.30	

PIONEER COMMUNITY ENERGY 457B PLAN

Screens Summary (Data as of 03-31-2021)

⊖ Fund Removed from Approved List
 ! Fund on Watch List

Name	Ticker	Asset Class	Trailing Performance and Risk							Management		Style		Expense	
			1 Yr	3 Yr	5 Yr	10 Yr	Pass/ Fail	Std Dev 3 Yr %	Beta 3 Yr %	Tenure	Pass/ Fail	Style Box	Pass/ Fail	Exp Ratio	Pass/ Fail
PIMCO Income Instl	PIMIX	Multisector Bond	14.38	4.80	5.89	6.92	✔	5.78	0.82	14.01	✔	—	—	1.09	✔
<i>percentile rank</i>			55	46	16	1									
<i># of funds in category</i>			344	295	263	143									
Federated Hermes Govt Ultrashort R6	FGULX	Ultrashort Bond	1.40	1.76	1.46	—	✔	0.49	0.05	23.74	✔	—	—	0.24	✔
<i>percentile rank</i>			77	65	74	—									
<i># of funds in category</i>			229	189	155	80									





Target Date															
Vanguard Target Retirement 2015 Inv	VTXVX	Target Date	19.57	7.41	7.45	6.73	✔	7.25	0.83	8.11	✔	—	✔	0.12	✔
<i>percentile rank</i>			91	79	75	52									
<i># of funds in category</i>			115	101	74	43									
Vanguard Target Retirement 2020 Inv	VTWNX	Target Date	27.16	8.73	8.92	7.68	✔	9.60	0.99	8.11	✔	—	✔	0.13	✔
<i>percentile rank</i>			50	38	34	18									
<i># of funds in category</i>			166	152	109	65									
Vanguard Target Retirement 2025 Inv	VTTVX	Target Date	32.57	9.62	9.95	8.31	✔	11.31	1.03	8.11	✔	—	✔	0.13	✔
<i>percentile rank</i>			39	29	27	16									
<i># of funds in category</i>			211	191	151	86									
Vanguard Target Retirement 2030 Inv	VTHRX	Target Date	37.19	10.26	10.77	8.84	✔	12.66	1.00	8.11	✔	—	✔	0.14	✔
<i>percentile rank</i>			47	40	35	22									
<i># of funds in category</i>			212	192	149	82									
Vanguard Target Retirement 2035 Inv	VTTX	Target Date	41.87	10.86	11.57	9.33	✔	14.00	0.96	8.11	✔	—	✔	0.14	✔
<i>percentile rank</i>			60	46	41	27									
<i># of funds in category</i>			204	188	148	83									
Vanguard Target Retirement 2040 Inv	VFORX	Target Date	46.64	11.43	12.36	9.79	✔	15.35	0.95	8.11	✔	—	✔	0.14	✔
<i>percentile rank</i>			60	44	38	25									
<i># of funds in category</i>			206	192	149	82									
Vanguard Target Retirement 2045 Inv	VTIVX	Target Date	51.64	12.03	12.89	10.04	✔	16.59	0.97	8.11	✔	—	✔	0.15	✔
<i>percentile rank</i>			49	35	31	21									
<i># of funds in category</i>			204	188	148	82									
Vanguard Target Retirement 2050 Inv	VFIFX	Target Date	51.82	12.09	12.93	10.06	✔	16.60	0.95	8.11	✔	—	✔	0.15	✔
<i>percentile rank</i>			60	42	40	23									
<i># of funds in category</i>			206	192	149	73									
Vanguard Target Retirement 2055 Inv	VFFVX	Target Date	51.79	12.07	12.92	10.06	✔	16.60	0.95	8.11	✔	—	✔	0.15	✔
<i>percentile rank</i>			67	44	42	25									
<i># of funds in category</i>			204	188	145	48									
Vanguard Target Retirement 2060 Inv	VTTX	Target Date	51.75	12.06	12.91	—	✔	16.59	1.46	8.11	✔	—	✔	0.15	✔
<i>percentile rank</i>			73	52	57	—									
<i># of funds in category</i>			271	185	109	—									
Vanguard Target Retirement 2065 Inv	VLXVX	Target Date	51.66	12.02	—	—	✔	16.61	1.46	3.72	✔	—	✔	0.15	✔
<i>percentile rank</i>			75	55	—	—									
<i># of funds in category</i>			271	185	109	—									
Vanguard Target Retirement Income Inv	VTINX	Target Date	17.02	7.06	6.38	5.66	✔	6.10	0.84	8.11	✔	—	✔	0.12	✔
<i>percentile rank</i>			57	32	46	16									
<i># of funds in category</i>			156	139	116	75									

PIONEER COMMUNITY ENERGY 457B PLAN

Screens Summary (Data as of 03-31-2021)

 Fund Removed from Approved List

 Fund on Watch List

Name	Ticker	Asset Class	Trailing Performance and Risk				Management			Style		Expense			
			1 Yr	3 Yr	5 Yr	10 Yr	Pass/ Fail	Std Dev 3 Yr %	Beta 3 Yr %	Tenure	Pass/ Fail	Style Box	Pass/ Fail	Exp Ratio	Pass/ Fail
Balanced															
American Funds American Balanced R6	RLBGX	Moderate Allocation	30.58	10.87	10.79	10.18		10.68	0.94	22.26		—		0.26	
<i>percentile rank</i>			<i>83</i>	<i>28</i>	<i>23</i>	<i>6</i>									
<i># of funds in category</i>			<i>666</i>	<i>641</i>	<i>575</i>	<i>412</i>									