

PLACER COUNTY DEFERRED COMPENSATION

Screens Summary (Data as of 03-31-2021)

⊖ Fund Removed from Approved List ⚠ Fund on Watch List

| Name | Ticker | Asset Class | Trailing Performance and Risk | | | | Management | | | Style | | Expense | | | |
|--|--------|---------------------------|-------------------------------|-------|-------|-------|---------------|-------------------|----------------|--------|---------------|--------------|---------------|--------------|---------------|
| | | | 1 Yr | 3 Yr | 5 Yr | 10 Yr | Pass/ Fail | Std Dev 3 Yr % | Beta 3 Yr % | Tenure | Pass/ Fail | Style Box | Pass/ Fail | Exp Ratio | Pass/ Fail |
| US Stock | | | | | | | | | | | | | | | |
| Vanguard 500 Index Admiral | VFIAX | Large Blend Index | 56.33 | 16.75 | 16.26 | 13.88 | ✔ | 18.40 | 1.00 | 4.93 | ✔ | ☐ | ✔ | 0.04 | ✔ |
| <i>percentile rank</i> | | | 53 | 26 | 23 | 11 | | | | | | | | | |
| <i># of funds in category</i> | | | 1,356 | 1,230 | 1,074 | 812 | | | | | | | | | |
| MFS Growth R6 | MFEKX | Large Growth | 49.88 | 21.17 | 20.61 | — | ✔ | 17.59 | 0.89 | 19.01 | ✔ | ☐ | ✔ | 0.53 | ✔ |
| <i>percentile rank</i> | | | 93 | 38 | 32 | — | | | | | | | | | |
| <i># of funds in category</i> | | | 1,284 | 1,188 | 1,071 | 790 | | | | | | | | | |
| ⚠ Invesco Diversified Dividend R6 | LCEFX | Large Value | 44.13 | 9.62 | 8.50 | — | ✔ | 16.66 | 0.81 | 18.26 | ✔ | ☐ | ✔ | 0.44 | ✔ |
| <i>percentile rank</i> | | | 85 | 64 | 91 | — | | | | | | | | | |
| <i># of funds in category</i> | | | 1,207 | 1,136 | 1,007 | 728 | | | | | | | | | |
| Vanguard Mid Cap Index Admiral | VIMAX | Mid-Cap Blend | 70.62 | 14.65 | 14.60 | 12.29 | ✔ | 21.54 | 0.98 | 22.88 | ✔ | ☐ | ✔ | 0.05 | ✔ |
| <i>percentile rank</i> | | | 61 | 21 | 23 | 16 | | | | | | | | | |
| <i># of funds in category</i> | | | 406 | 376 | 309 | 215 | | | | | | | | | |
| ⚠ PGIM Jennison Small Company R6 | PJSQX | Small Growth | 121.66 | 16.79 | 16.79 | 12.03 | ✔ | 27.64 | 1.03 | 7.35 | ✔ | ☐ | ✖ | 0.70 | ✔ |
| <i>percentile rank</i> | | | 9 | 69 | 76 | 76 | | | | | | | | | |
| <i># of funds in category</i> | | | 619 | 581 | 508 | 386 | | | | | | | | | |
| DFA US Small Cap Value I | DFSVX | Small Value | 112.09 | 9.91 | 11.79 | 9.62 | ✔ | 29.88 | 1.10 | 9.09 | ✔ | ☐ | ✔ | 0.39 | ✔ |
| <i>percentile rank</i> | | | 25 | 46 | 43 | 39 | | | | | | | | | |
| <i># of funds in category</i> | | | 428 | 402 | 372 | 269 | | | | | | | | | |
| Non-US Stock | | | | | | | | | | | | | | | |
| JPMorgan Emerging Markets Equity R6 | JEMWX | Diversified Emerging Mkts | 69.33 | 13.43 | 17.52 | — | ✔ | 20.32 | 1.02 | 15.59 | ✔ | ☐ | ✔ | 0.79 | ✔ |
| <i>percentile rank</i> | | | 23 | 5 | 3 | — | | | | | | | | | |
| <i># of funds in category</i> | | | 800 | 696 | 597 | 295 | | | | | | | | | |
| American Funds Intl Gr and Inc R6 | RIGGX | Foreign Large Blend | 52.63 | 7.17 | 10.05 | 6.08 | ✔ | 19.23 | 1.08 | 12.50 | ✔ | ☐ | ✔ | 0.54 | ✔ |
| <i>percentile rank</i> | | | 29 | 25 | 20 | 21 | | | | | | | | | |
| <i># of funds in category</i> | | | 752 | 657 | 566 | 375 | | | | | | | | | |
| Vanguard Developed Markets Index Admiral | VTMGX | Foreign Large Blend Index | 50.81 | 6.56 | 9.60 | 6.00 | ✔ | 18.47 | 1.04 | 8.11 | ✔ | ☐ | ✔ | 0.07 | ✔ |
| <i>percentile rank</i> | | | 36 | 37 | 36 | 24 | | | | | | | | | |
| <i># of funds in category</i> | | | 752 | 657 | 566 | 375 | | | | | | | | | |
| Alternative | | | | | | | | | | | | | | | |
| Vanguard Real Estate Index Admiral | VGSLX | Real Estate | 36.54 | 11.00 | 6.13 | 8.91 | ✔ | 18.17 | 0.93 | 24.90 | ✔ | — | ✔ | 0.12 | ✔ |
| <i>percentile rank</i> | | | 45 | 28 | 41 | 25 | | | | | | | | | |
| <i># of funds in category</i> | | | 248 | 225 | 201 | 145 | | | | | | | | | |
| Fixed Income | | | | | | | | | | | | | | | |
| Vanguard Inflation-Protected Secs Adm | VAIPX | Inflation-Protected Bond | 7.53 | 5.61 | 3.75 | 3.37 | ✔ | 3.71 | 0.94 | 9.62 | ✔ | — | — | 0.10 | ✔ |
| <i>percentile rank</i> | | | 61 | 29 | 40 | 17 | | | | | | | | | |
| <i># of funds in category</i> | | | 205 | 198 | 175 | 116 | | | | | | | | | |

PLACER COUNTY DEFERRED COMPENSATION

Screens Summary (Data as of 03-31-2021)


⊖ Fund Removed from Approved List
 ! Fund on Watch List

| Name | Ticker | Asset Class | Trailing Performance and Risk | | | | Management | | | Style | | Expense | | | |
|-------------------------------------|--------|------------------------|-------------------------------|------|------|-------|---------------|-------------------|----------------|--------|---------------|--------------|---------------|--------------|---------------|
| | | | 1 Yr | 3 Yr | 5 Yr | 10 Yr | Pass/ Fail | Std Dev 3 Yr % | Beta 3 Yr % | Tenure | Pass/ Fail | Style Box | Pass/ Fail | Exp Ratio | Pass/ Fail |
| Baird Aggregate Bond Inst | BAGIX | Intermediate-Term Bond | 3.40 | 5.17 | 3.70 | 4.20 | ✓ | 3.97 | 1.08 | 20.52 | ✓ | ☒ | — | 0.30 | ✓ |
| <i>percentile rank</i> | | | 37 | 15 | 14 | 6 | | | | | | | | | |
| <i># of funds in category</i> | | | 422 | 386 | 338 | 256 | | | | | | | | | |
| PIMCO Income Instl | PIMIX | Multisector Bond | 14.38 | 4.80 | 5.89 | 6.92 | ✓ | 5.78 | 0.82 | 14.01 | ✓ | — | — | 1.09 | ✓ |
| <i>percentile rank</i> | | | 55 | 46 | 16 | 1 | | | | | | | | | |
| <i># of funds in category</i> | | | 344 | 295 | 263 | 143 | | | | | | | | | |
| Federated Hermes Govt Ultrashort R6 | FGULX | Ultrashort Bond | 1.40 | 1.76 | 1.46 | — | ✓ | 0.49 | 0.05 | 23.74 | ✓ | — | — | 0.24 | ✓ |
| <i>percentile rank</i> | | | 77 | 65 | 74 | — | | | | | | | | | |
| <i># of funds in category</i> | | | 229 | 189 | 155 | 80 | | | | | | | | | |









| Target Date | | | | | | | | | | | | | | | |
|-------------------------------------|-------|-------------|-------|-------|-------|-------|---|-------|------|------|---|---|---|------|---|
| Vanguard Target Retirement 2015 Inv | VTXVX | Target Date | 19.57 | 7.41 | 7.45 | 6.73 | ✓ | 7.25 | 0.83 | 8.11 | ✓ | — | ✓ | 0.12 | ✓ |
| <i>percentile rank</i> | | | 91 | 79 | 75 | 52 | | | | | | | | | |
| <i># of funds in category</i> | | | 115 | 101 | 74 | 43 | | | | | | | | | |
| Vanguard Target Retirement 2020 Inv | VTWNX | Target Date | 27.16 | 8.73 | 8.92 | 7.68 | ✓ | 9.60 | 0.99 | 8.11 | ✓ | — | ✓ | 0.13 | ✓ |
| <i>percentile rank</i> | | | 50 | 38 | 34 | 18 | | | | | | | | | |
| <i># of funds in category</i> | | | 166 | 152 | 109 | 65 | | | | | | | | | |
| Vanguard Target Retirement 2025 Inv | VTTVX | Target Date | 32.57 | 9.62 | 9.95 | 8.31 | ✓ | 11.31 | 1.03 | 8.11 | ✓ | — | ✓ | 0.13 | ✓ |
| <i>percentile rank</i> | | | 39 | 29 | 27 | 16 | | | | | | | | | |
| <i># of funds in category</i> | | | 211 | 191 | 151 | 86 | | | | | | | | | |
| Vanguard Target Retirement 2030 Inv | VTHRX | Target Date | 37.19 | 10.26 | 10.77 | 8.84 | ✓ | 12.66 | 1.00 | 8.11 | ✓ | — | ✓ | 0.14 | ✓ |
| <i>percentile rank</i> | | | 47 | 40 | 35 | 22 | | | | | | | | | |
| <i># of funds in category</i> | | | 212 | 192 | 149 | 82 | | | | | | | | | |
| Vanguard Target Retirement 2035 Inv | VTTX | Target Date | 41.87 | 10.86 | 11.57 | 9.33 | ✓ | 14.00 | 0.96 | 8.11 | ✓ | — | ✓ | 0.14 | ✓ |
| <i>percentile rank</i> | | | 60 | 46 | 41 | 27 | | | | | | | | | |
| <i># of funds in category</i> | | | 204 | 188 | 148 | 83 | | | | | | | | | |
| Vanguard Target Retirement 2040 Inv | VFORX | Target Date | 46.64 | 11.43 | 12.36 | 9.79 | ✓ | 15.35 | 0.95 | 8.11 | ✓ | — | ✓ | 0.14 | ✓ |
| <i>percentile rank</i> | | | 60 | 44 | 38 | 25 | | | | | | | | | |
| <i># of funds in category</i> | | | 206 | 192 | 149 | 82 | | | | | | | | | |
| Vanguard Target Retirement 2045 Inv | VTIVX | Target Date | 51.64 | 12.03 | 12.89 | 10.04 | ✓ | 16.59 | 0.97 | 8.11 | ✓ | — | ✓ | 0.15 | ✓ |
| <i>percentile rank</i> | | | 49 | 35 | 31 | 21 | | | | | | | | | |
| <i># of funds in category</i> | | | 204 | 188 | 148 | 82 | | | | | | | | | |
| Vanguard Target Retirement 2050 Inv | VFIFX | Target Date | 51.82 | 12.09 | 12.93 | 10.06 | ✓ | 16.60 | 0.95 | 8.11 | ✓ | — | ✓ | 0.15 | ✓ |
| <i>percentile rank</i> | | | 60 | 42 | 40 | 23 | | | | | | | | | |
| <i># of funds in category</i> | | | 206 | 192 | 149 | 73 | | | | | | | | | |
| Vanguard Target Retirement 2055 Inv | VFFVX | Target Date | 51.79 | 12.07 | 12.92 | 10.06 | ✓ | 16.60 | 0.95 | 8.11 | ✓ | — | ✓ | 0.15 | ✓ |
| <i>percentile rank</i> | | | 67 | 44 | 42 | 25 | | | | | | | | | |
| <i># of funds in category</i> | | | 204 | 188 | 145 | 48 | | | | | | | | | |
| Vanguard Target Retirement 2060 Inv | VTTX | Target Date | 51.75 | 12.06 | 12.91 | — | ✓ | 16.59 | 1.46 | 8.11 | ✓ | — | ✓ | 0.15 | ✓ |
| <i>percentile rank</i> | | | 73 | 52 | 57 | — | | | | | | | | | |
| <i># of funds in category</i> | | | 271 | 185 | 109 | — | | | | | | | | | |
| Vanguard Target Retirement 2065 Inv | VLXVX | Target Date | 51.66 | 12.02 | — | — | ✓ | 16.61 | 1.46 | 3.72 | ✓ | — | ✓ | 0.15 | ✓ |
| <i>percentile rank</i> | | | 75 | 55 | — | — | | | | | | | | | |
| <i># of funds in category</i> | | | 271 | 185 | 109 | — | | | | | | | | | |

PLACER COUNTY DEFERRED COMPENSATION

Screens Summary (Data as of 03-31-2021)

 Fund Removed from Approved List

 Fund on Watch List

| Name | Ticker | Asset Class | Trailing Performance and Risk | | | | Management | | | Style | | Expense | | | |
|---------------------------------------|--------|---------------------|-------------------------------|------------|------------|------------|---|-------------------|----------------|--------|---|--------------|---|--------------|---|
| | | | 1 Yr | 3 Yr | 5 Yr | 10 Yr | Pass/ Fail | Std Dev 3 Yr % | Beta 3 Yr % | Tenure | Pass/ Fail | Style Box | Pass/ Fail | Exp Ratio | Pass/ Fail |
| Vanguard Target Retirement Income Inv | VTINX | Target Date | 17.02 | 7.06 | 6.38 | 5.66 |  | 6.10 | 0.84 | 8.11 |  | — |  | 0.12 |  |
| <i>percentile rank</i> | | | <i>57</i> | <i>32</i> | <i>46</i> | <i>16</i> | | | | | | | | | |
| <i># of funds in category</i> | | | <i>156</i> | <i>139</i> | <i>116</i> | <i>75</i> | | | | | | | | | |
| Balanced | | | | | | | | | | | | | | | |
| American Funds American Balanced R6 | RLBGX | Moderate Allocation | 30.58 | 10.87 | 10.79 | 10.18 |  | 10.68 | 0.94 | 22.26 |  | — |  | 0.26 |  |
| <i>percentile rank</i> | | | <i>83</i> | <i>28</i> | <i>23</i> | <i>6</i> | | | | | | | | | |
| <i># of funds in category</i> | | | <i>666</i> | <i>641</i> | <i>575</i> | <i>412</i> | | | | | | | | | |