

**RETIREMENT ACCUMULATION PLAN FOR****Screens Summary (Data as of 03-31-2021)**

Fund Removed from Approved List

Fund on Watch List

Name	Ticker	Asset Class	Trailing Performance and Risk				Management			Style		Expense				
			1 Yr	3 Yr	5 Yr	10 Yr	Pass/ Fail	Std Dev 3 Yr %	Beta 3 Yr %	Tenure	Pass/ Fail	Style Box	Pass/ Fail	Exp Ratio	Pass/ Fail	
<b>US Stock</b>																
Vanguard 500 Index Admiral	VFIAX	Large Blend Index	56.33	16.75	16.26	13.88		18.40	1.00	4.93				0.04		
<i>percentile rank</i>			53	26	23	11										
<i># of funds in category</i>			1,356	1,230	1,074	812										
MFS Growth R6	MFEKX	Large Growth	49.88	21.17	20.61	—		17.59	0.89	19.01				0.53		
<i>percentile rank</i>			93	38	32	—										
<i># of funds in category</i>			1,284	1,188	1,071	790										
Invesco Diversified Dividend R6	LCEFX	Large Value	44.13	9.62	8.50	—		16.66	0.81	18.26				0.44		
<i>percentile rank</i>			85	64	91	—										
<i># of funds in category</i>			1,207	1,136	1,007	728										
Vanguard Mid Cap Index Admiral	VIMAX	Mid-Cap Blend	70.62	14.65	14.60	12.29		21.54	0.98	22.88				0.05		
<i>percentile rank</i>			61	21	23	16										
<i># of funds in category</i>			406	376	309	215										
PGIM Jennison Small Company R6	PJSQX	Small Growth	121.66	16.79	16.79	12.03		27.64	1.03	7.35				0.70		
<i>percentile rank</i>			9	69	76	76										
<i># of funds in category</i>			619	581	508	386										
DFA US Small Cap Value I	DFSVX	Small Value	112.09	9.91	11.79	9.62		29.88	1.10	9.09				0.39		
<i>percentile rank</i>			25	46	43	39										
<i># of funds in category</i>			428	402	372	269										
<b>Non-US Stock</b>																
JPMorgan Emerging Markets Equity R6	JEMWX	Diversified Emerging Mkts	69.33	13.43	17.52	—		20.32	1.02	15.59				0.79		
<i>percentile rank</i>			23	5	3	—										
<i># of funds in category</i>			800	696	597	295										
American Funds Intl Gr and Inc R6	RIGGX	Foreign Large Blend	52.63	7.17	10.05	6.08		19.23	1.08	12.50				0.54		
<i>percentile rank</i>			29	25	20	21										
<i># of funds in category</i>			752	657	566	375										
Vanguard Developed Markets Index Admiral	VTMGX	Foreign Large Blend Index	50.81	6.56	9.60	6.00		18.47	1.04	8.11				0.07		
<i>percentile rank</i>			36	37	36	24										
<i># of funds in category</i>			752	657	566	375										
<b>Alternative</b>																
Vanguard Real Estate Index Admiral	VGSLX	Real Estate	36.54	11.00	6.13	8.91		18.17	0.93	24.90		—		0.12		
<i>percentile rank</i>			45	28	41	25										
<i># of funds in category</i>			248	225	201	145										
<b>Fixed Income</b>																
Vanguard Inflation-Protected Secs Adm	VAIPX	Inflation-Protected Bond	7.53	5.61	3.75	3.37		3.71	0.94	9.62		—	—	0.10		
<i>percentile rank</i>			61	29	40	17										
<i># of funds in category</i>			205	198	175	116										

# RETIREMENT ACCUMULATION PLAN FOR

## Screens Summary (Data as of 03-31-2021)


Fund Removed from Approved List

Fund on Watch List









Name	Ticker	Asset Class	Trailing Performance and Risk				Management			Style		Expense			
			1 Yr	3 Yr	5 Yr	10 Yr	Pass/ Fail	Std Dev 3 Yr %	Beta 3 Yr %	Tenure	Pass/ Fail	Style Box	Pass/ Fail	Exp Ratio	Pass/ Fail
Baird Aggregate Bond Inst	BAGIX	Intermediate-Term Bond	3.40	5.17	3.70	4.20		3.97	1.08	20.52			—	0.30	
<i>percentile rank</i>			37	15	14	6									
<i># of funds in category</i>			422	386	338	256									
PIMCO Income Instl	PIMIX	Multisector Bond	14.38	4.80	5.89	6.92		5.78	0.82	14.01		—	—	1.09	
<i>percentile rank</i>			55	46	16	1									
<i># of funds in category</i>			344	295	263	143									
Federated Hermes Govt Ultrashort R6	FGULX	Ultrashort Bond	1.40	1.76	1.46	—		0.49	0.05	23.74		—	—	0.24	
<i>percentile rank</i>			77	65	74	—									
<i># of funds in category</i>			229	189	155	80									

### Target Date

Vanguard Target Retirement 2015 Inv	VTXVX	Target Date	19.57	7.41	7.45	6.73		7.25	0.83	8.11		—		0.12	
<i>percentile rank</i>			91	79	75	52									
<i># of funds in category</i>			115	101	74	43									
Vanguard Target Retirement 2020 Inv	VTWNX	Target Date	27.16	8.73	8.92	7.68		9.60	0.99	8.11		—		0.13	
<i>percentile rank</i>			50	38	34	18									
<i># of funds in category</i>			166	152	109	65									
Vanguard Target Retirement 2025 Inv	VTTVX	Target Date	32.57	9.62	9.95	8.31		11.31	1.03	8.11		—		0.13	
<i>percentile rank</i>			39	29	27	16									
<i># of funds in category</i>			211	191	151	86									
Vanguard Target Retirement 2030 Inv	VTHRX	Target Date	37.19	10.26	10.77	8.84		12.66	1.00	8.11		—		0.14	
<i>percentile rank</i>			47	40	35	22									
<i># of funds in category</i>			212	192	149	82									
Vanguard Target Retirement 2035 Inv	VTTX	Target Date	41.87	10.86	11.57	9.33		14.00	0.96	8.11		—		0.14	
<i>percentile rank</i>			60	46	41	27									
<i># of funds in category</i>			204	188	148	83									
Vanguard Target Retirement 2040 Inv	VFORX	Target Date	46.64	11.43	12.36	9.79		15.35	0.95	8.11		—		0.14	
<i>percentile rank</i>			60	44	38	25									
<i># of funds in category</i>			206	192	149	82									
Vanguard Target Retirement 2045 Inv	VTIVX	Target Date	51.64	12.03	12.89	10.04		16.59	0.97	8.11		—		0.15	
<i>percentile rank</i>			49	35	31	21									
<i># of funds in category</i>			204	188	148	82									
Vanguard Target Retirement 2050 Inv	VFIFX	Target Date	51.82	12.09	12.93	10.06		16.60	0.95	8.11		—		0.15	
<i>percentile rank</i>			60	42	40	23									
<i># of funds in category</i>			206	192	149	73									
Vanguard Target Retirement 2055 Inv	VFFVX	Target Date	51.79	12.07	12.92	10.06		16.60	0.95	8.11		—		0.15	
<i>percentile rank</i>			67	44	42	25									
<i># of funds in category</i>			204	188	145	48									
Vanguard Target Retirement 2060 Inv	VTTX	Target Date	51.75	12.06	12.91	—		16.59	1.46	8.11		—		0.15	
<i>percentile rank</i>			73	52	57	—									
<i># of funds in category</i>			271	185	109	—									
Vanguard Target Retirement 2065 Inv	VLXVX	Target Date	51.66	12.02	—	—		16.61	1.46	3.72		—		0.15	
<i>percentile rank</i>			75	55	—	—									
<i># of funds in category</i>			271	185	109	—									

**RETIREMENT ACCUMULATION PLAN FOR****Screens Summary (Data as of 03-31-2021)**
 Fund Removed from Approved List

 Fund on Watch List

Name	Ticker	Asset Class	Trailing Performance and Risk				Management			Style		Expense			
			1 Yr	3 Yr	5 Yr	10 Yr	Pass/ Fail	Std Dev 3 Yr %	Beta 3 Yr %	Tenure	Pass/ Fail	Style Box	Pass/ Fail	Exp Ratio	Pass/ Fail
Vanguard Target Retirement Income Inv	VTINX	Target Date	17.02	7.06	6.38	5.66		6.10	0.84	8.11		—		0.12	
<i>percentile rank</i>			<i>57</i>	<i>32</i>	<i>46</i>	<i>16</i>									
<i># of funds in category</i>			<i>156</i>	<i>139</i>	<i>116</i>	<i>75</i>									
<b>Balanced</b>															
American Funds American Balanced R6	RLBGX	Moderate Allocation	30.58	10.87	10.79	10.18		10.68	0.94	22.26		—		0.26	
<i>percentile rank</i>			<i>83</i>	<i>28</i>	<i>23</i>	<i>6</i>									
<i># of funds in category</i>			<i>666</i>	<i>641</i>	<i>575</i>	<i>412</i>									