

SAN DIEGO MUSEUM OF ART 403B

Screens Summary (Data as of 03-31-2021)

⊖ Fund Removed from Approved List ⚠ Fund on Watch List











Name	Ticker	Asset Class	Trailing Performance and Risk				Management			Style		Expense			
			1 Yr	3 Yr	5 Yr	10 Yr	Pass/ Fail	Std Dev 3 Yr %	Beta 3 Yr %	Tenure	Pass/ Fail	Style Box	Pass/ Fail	Exp Ratio	Pass/ Fail
US Stock															
Vanguard 500 Index Admiral	VFIAX	Large Blend Index	56.33	16.75	16.26	13.88	✔	18.40	1.00	4.93	✔	☐	✔	0.04	✔
<i>percentile rank</i>			53	26	23	11									
<i># of funds in category</i>			1,356	1,230	1,074	812									
Fidelity® Contrafund®	FCNTX	Large Growth	57.35	18.82	19.14	15.12	✔	18.77	0.96	30.56	✔	☐	✔	0.86	✔
<i>percentile rank</i>			69	63	50	43									
<i># of funds in category</i>			1,284	1,188	1,071	790									
American Funds Washington Mutual R6	RWMGX	Large Value	49.49	13.40	14.13	12.75	✔	16.98	0.90	23.76	✔	☐	✔	0.27	✔
<i>percentile rank</i>			85	78	71	50									
<i># of funds in category</i>			1,356	1,230	1,074	812									
Vanguard Mid Cap Index Admiral	VIMAX	Mid-Cap Blend	70.62	14.65	14.60	12.29	✔	21.54	0.98	22.88	✔	☐	✔	0.05	✔
<i>percentile rank</i>			61	21	23	16									
<i># of funds in category</i>			406	376	309	215									
Carillon Eagle Small Cap Growth I	HSIIX	Small Growth	80.44	15.18	16.99	11.98	✔	25.36	0.98	25.27	✔	☐	✖	0.78	✔
<i>percentile rank</i>			78	81	75	77									
<i># of funds in category</i>			619	581	508	386									
Delaware Small Cap Value Instl	DEVIX	Small Value	86.38	8.96	12.26	9.77	✔	27.68	1.01	23.93	✔	☐	✔	0.89	✔
<i>percentile rank</i>			73	60	36	36									
<i># of funds in category</i>			428	402	372	269									
Non-US Stock															
JPMorgan Emerging Markets Equity R5	JEMOX	Diversified Emerging Mkts	69.13	13.32	—	—	✔	20.30	1.02	15.59	✔	☐	✔	0.89	✔
<i>percentile rank</i>			24	5	—	—									
<i># of funds in category</i>			800	696	597	295									
American Funds Europacific Growth R6	REGGX	Foreign Large Blend	60.79	10.20	12.90	7.72	✔	18.74	1.01	19.84	✔	☐	✔	0.46	✔
<i>percentile rank</i>			25	54	35	40									
<i># of funds in category</i>			442	383	320	228									
Vanguard Developed Markets Index Admiral	VTMGX	Foreign Large Blend Index	50.81	6.56	9.60	6.00	✔	18.47	1.04	8.11	✔	☐	✔	0.07	✔
<i>percentile rank</i>			36	37	36	24									
<i># of funds in category</i>			752	657	566	375									
Alternative															
Vanguard Real Estate Index Admiral	VGSLX	Real Estate	36.54	11.00	6.13	8.91	✔	18.17	0.93	24.90	✔	—	✔	0.12	✔
<i>percentile rank</i>			45	28	41	25									
<i># of funds in category</i>			248	225	201	145									
Fixed Income															
BlackRock Inflation Protected Bond Instl	BPRIX	Inflation-Protected Bond	9.88	5.73	4.00	3.16	✔	4.15	1.05	4.13	✔	—	—	0.65	✔
<i>percentile rank</i>			26	20	21	35									
<i># of funds in category</i>			205	198	175	116									

SAN DIEGO MUSEUM OF ART 403B






Screens Summary (Data as of 03-31-2021)

 Fund Removed from Approved List

 Fund on Watch List

Name	Ticker	Asset Class	Trailing Performance and Risk				Management			Style		Expense			
			1 Yr	3 Yr	5 Yr	10 Yr	Pass/ Fail	Std Dev 3 Yr %	Beta 3 Yr %	Tenure	Pass/ Fail	Style Box	Pass/ Fail	Exp Ratio	Pass/ Fail
Baird Aggregate Bond Inst	BAGIX	Intermediate-Term Bond	3.40	5.17	3.70	4.20		3.97	1.08	20.52			—	0.30	
<i>percentile rank</i>			37	15	14	6									
<i># of funds in category</i>			422	386	338	256									
PIMCO Income I2	PONPX	Multisector Bond	14.27	4.69	5.79	6.82		5.78	0.82	14.01		—	—	1.19	
<i>percentile rank</i>			56	51	21	1									
<i># of funds in category</i>			344	295	263	143									
Federated Hermes Govt Ultrashort IS	FGUSX	Ultrashort Bond	1.38	1.73	1.44	0.83		0.49	0.05	23.74		—	—	0.26	
<i>percentile rank</i>			77	68	75	77									
<i># of funds in category</i>			229	189	155	80									

Balanced

BlackRock Global Allocation Instl	MALOX	World Allocation	40.63	10.45	9.77	6.62		12.05	1.04	4.25				0.83	
<i>percentile rank</i>			23	3	10	27									
<i># of funds in category</i>			464	413	363	236									