

# SHAFFNER HEANEY ASSOCIATES INC 401K

## Screens Summary (Data as of 03-31-2021)

⊖ Fund Removed from Approved List    ⚠ Fund on Watch List

Name	Ticker	Asset Class	Trailing Performance and Risk				Management			Style		Expense				
			1 Yr	3 Yr	5 Yr	10 Yr	Pass/ Fail	Std Dev 3 Yr %	Beta 3 Yr %	Tenure	Pass/ Fail	Style Box	Pass/ Fail	Exp Ratio	Pass/ Fail	
<b>US Stock</b>																
Vanguard 500 Index Admiral	VFIAX	Large Blend Index	56.33	16.75	16.26	13.88	✔	18.40	1.00	4.93	✔	☐	✔	0.04	✔	
<i>percentile rank</i>			53	26	23	11										
<i># of funds in category</i>			1,356	1,230	1,074	812										
Fidelity® Contrafund®	FCNTX	Large Growth	57.35	18.82	19.14	15.12	✔	18.77	0.96	30.56	✔	☐	✔	0.86	✔	
<i>percentile rank</i>			69	63	50	43										
<i># of funds in category</i>			1,284	1,188	1,071	790										
American Funds Washington Mutual R6	RWMGX	Large Value	49.49	13.40	14.13	12.75	✔	16.98	0.90	23.76	✔	☐	✔	0.27	✔	
<i>percentile rank</i>			85	78	71	50										
<i># of funds in category</i>			1,356	1,230	1,074	812										
Vanguard Mid Cap Index Admiral	VIMAX	Mid-Cap Blend	70.62	14.65	14.60	12.29	✔	21.54	0.98	22.88	✔	☐	✔	0.05	✔	
<i>percentile rank</i>			61	21	23	16										
<i># of funds in category</i>			406	376	309	215										
Carillon Eagle Small Cap Growth I	HSIIX	Small Growth	80.44	15.18	16.99	11.98	✔	25.36	0.98	25.27	✔	☐	✖	0.78	✔	
<i>percentile rank</i>			78	81	75	77										
<i># of funds in category</i>			619	581	508	386										
Delaware Small Cap Value Instl	DEVIX	Small Value	86.38	8.96	12.26	9.77	✔	27.68	1.01	23.93	✔	☐	✔	0.89	✔	
<i>percentile rank</i>			73	60	36	36										
<i># of funds in category</i>			428	402	372	269										
<b>Non-US Stock</b>																
JPMorgan Emerging Markets Equity R5	JEMOX	Diversified Emerging Mkts	69.13	13.32	—	—	✔	20.30	1.02	15.59	✔	☐	✔	0.89	✔	
<i>percentile rank</i>			24	5	—	—										
<i># of funds in category</i>			800	696	597	295										
American Funds Europacific Growth R6	REGGX	Foreign Large Blend	60.79	10.20	12.90	7.72	✔	18.74	1.01	19.84	✔	☐	✔	0.46	✔	
<i>percentile rank</i>			25	54	35	40										
<i># of funds in category</i>			442	383	320	228										
Vanguard Developed Markets Index Admiral	VTMGX	Foreign Large Blend Index	50.81	6.56	9.60	6.00	✔	18.47	1.04	8.11	✔	☐	✔	0.07	✔	
<i>percentile rank</i>			36	37	36	24										
<i># of funds in category</i>			752	657	566	375										
<b>Alternative</b>																
Vanguard Real Estate Index Admiral	VGSLX	Real Estate	36.54	11.00	6.13	8.91	✔	18.17	0.93	24.90	✔	—	✔	0.12	✔	
<i>percentile rank</i>			45	28	41	25										
<i># of funds in category</i>			248	225	201	145										
<b>Fixed Income</b>																
BlackRock Inflation Protected Bond Instl	BPRIX	Inflation-Protected Bond	9.88	5.73	4.00	3.16	✔	4.15	1.05	4.13	✔	—	—	0.65	✔	
<i>percentile rank</i>			26	20	21	35										
<i># of funds in category</i>			205	198	175	116										

# SHAFFNER HEANEY ASSOCIATES INC 401K

## Screens Summary (Data as of 03-31-2021)

⊖ Fund Removed from Approved List
 ! Fund on Watch List

Name	Ticker	Asset Class	Trailing Performance and Risk				Management			Style		Expense			
			1 Yr	3 Yr	5 Yr	10 Yr	Pass/ Fail	Std Dev 3 Yr %	Beta 3 Yr %	Tenure	Pass/ Fail	Style Box	Pass/ Fail	Exp Ratio	Pass/ Fail
Baird Aggregate Bond Inst	BAGIX	Intermediate-Term Bond	3.40	5.17	3.70	4.20	✓	3.97	1.08	20.52	✓	☒	—	0.30	✓
<i>percentile rank</i>			37	15	14	6									
<i># of funds in category</i>			422	386	338	256									
PIMCO Income I2	PONPX	Multisector Bond	14.27	4.69	5.79	6.82	✓	5.78	0.82	14.01	✓	—	—	1.19	✓
<i>percentile rank</i>			56	51	21	1									
<i># of funds in category</i>			344	295	263	143									
Federated Hermes Govt Ultrashort IS	FGUSX	Ultrashort Bond	1.38	1.73	1.44	0.83	✖	0.49	0.05	23.74	✓	—	—	0.26	✓
<i>percentile rank</i>			77	68	75	77									
<i># of funds in category</i>			229	189	155	80									










Target Date															
Vanguard Target Retirement 2015 Inv	VTXVX	Target Date	19.57	7.41	7.45	6.73	✓	7.25	0.83	8.11	✓	—	✓	0.12	✓
<i>percentile rank</i>			91	79	75	52									
<i># of funds in category</i>			115	101	74	43									
Vanguard Target Retirement 2020 Inv	VTWNX	Target Date	27.16	8.73	8.92	7.68	✓	9.60	0.99	8.11	✓	—	✓	0.13	✓
<i>percentile rank</i>			50	38	34	18									
<i># of funds in category</i>			166	152	109	65									
Vanguard Target Retirement 2025 Inv	VTTVX	Target Date	32.57	9.62	9.95	8.31	✓	11.31	1.03	8.11	✓	—	✓	0.13	✓
<i>percentile rank</i>			39	29	27	16									
<i># of funds in category</i>			211	191	151	86									
Vanguard Target Retirement 2030 Inv	VTHRX	Target Date	37.19	10.26	10.77	8.84	✓	12.66	1.00	8.11	✓	—	✓	0.14	✓
<i>percentile rank</i>			47	40	35	22									
<i># of funds in category</i>			212	192	149	82									
Vanguard Target Retirement 2035 Inv	VTTX	Target Date	41.87	10.86	11.57	9.33	✓	14.00	0.96	8.11	✓	—	✓	0.14	✓
<i>percentile rank</i>			60	46	41	27									
<i># of funds in category</i>			204	188	148	83									
Vanguard Target Retirement 2040 Inv	VFORX	Target Date	46.64	11.43	12.36	9.79	✓	15.35	0.95	8.11	✓	—	✓	0.14	✓
<i>percentile rank</i>			60	44	38	25									
<i># of funds in category</i>			206	192	149	82									
Vanguard Target Retirement 2045 Inv	VTIVX	Target Date	51.64	12.03	12.89	10.04	✓	16.59	0.97	8.11	✓	—	✓	0.15	✓
<i>percentile rank</i>			49	35	31	21									
<i># of funds in category</i>			204	188	148	82									
Vanguard Target Retirement 2050 Inv	VFIFX	Target Date	51.82	12.09	12.93	10.06	✓	16.60	0.95	8.11	✓	—	✓	0.15	✓
<i>percentile rank</i>			60	42	40	23									
<i># of funds in category</i>			206	192	149	73									
Vanguard Target Retirement 2055 Inv	VFFVX	Target Date	51.79	12.07	12.92	10.06	✓	16.60	0.95	8.11	✓	—	✓	0.15	✓
<i>percentile rank</i>			67	44	42	25									
<i># of funds in category</i>			204	188	145	48									
Vanguard Target Retirement 2060 Inv	VTTX	Target Date	51.75	12.06	12.91	—	✓	16.59	1.46	8.11	✓	—	✓	0.15	✓
<i>percentile rank</i>			73	52	57	—									
<i># of funds in category</i>			271	185	109	—									
Vanguard Target Retirement 2065 Inv	VLXVX	Target Date	51.66	12.02	—	—	✓	16.61	1.46	3.72	✓	—	✓	0.15	✓
<i>percentile rank</i>			75	55	—	—									
<i># of funds in category</i>			271	185	109	—									

**SHAFFNER HEANEY ASSOCIATES INC 401K**

## Screens Summary (Data as of 03-31-2021)

 Fund Removed from Approved List

 Fund on Watch List

Name	Ticker	Asset Class	Trailing Performance and Risk				Management			Style		Expense			
			1 Yr	3 Yr	5 Yr	10 Yr	Pass/ Fail	Std Dev 3 Yr %	Beta 3 Yr %	Tenure	Pass/ Fail	Style Box	Pass/ Fail	Exp Ratio	Pass/ Fail
Vanguard Target Retirement Income Inv	VTINX	Target Date	17.02	7.06	6.38	5.66		6.10	0.84	8.11		—		0.12	
<i>percentile rank</i>			<i>57</i>	<i>32</i>	<i>46</i>	<i>16</i>									
<i># of funds in category</i>			<i>156</i>	<i>139</i>	<i>116</i>	<i>75</i>									
<b>Balanced</b>															
BlackRock Global Allocation Instl	MALOX	World Allocation	40.63	10.45	9.77	6.62		12.05	1.04	4.25				0.83	
<i>percentile rank</i>			<i>23</i>	<i>3</i>	<i>10</i>	<i>27</i>									
<i># of funds in category</i>			<i>464</i>	<i>413</i>	<i>363</i>	<i>236</i>									