

ST MARYS HOME FOR DISABLED

Screens Summary (Data as of 03-31-2021)

Fund Removed from Approved List

Fund on Watch List

Name	Ticker	Asset Class	Trailing Performance and Risk				Management			Style		Expense				
			1 Yr	3 Yr	5 Yr	10 Yr	Pass/ Fail	Std Dev 3 Yr %	Beta 3 Yr %	Tenure	Pass/ Fail	Style Box	Pass/ Fail	Exp Ratio	Pass/ Fail	
US Stock																
Vanguard 500 Index Admiral	VFIAX	Large Blend Index	56.33	16.75	16.26	13.88		18.40	1.00	4.93				0.04		
<i>percentile rank</i>			53	26	23	11										
<i># of funds in category</i>			1,356	1,230	1,074	812										
MFS Growth R6	MFEKX	Large Growth	49.88	21.17	20.61	—		17.59	0.89	19.01				0.53		
<i>percentile rank</i>			93	38	32	—										
<i># of funds in category</i>			1,284	1,188	1,071	790										
JPMorgan Equity Income R6	OIEJX	Large Value	49.82	12.13	12.82	—		18.09	0.90	16.67				0.47		
<i>percentile rank</i>			70	25	25	—										
<i># of funds in category</i>			1,207	1,136	1,007	728										
Vanguard Mid Cap Index Admiral	VIMAX	Mid-Cap Blend	70.62	14.65	14.60	12.29		21.54	0.98	22.88				0.05		
<i>percentile rank</i>			61	21	23	16										
<i># of funds in category</i>			406	376	309	215										
MFS New Discovery R6	MNDKX	Small Growth	88.42	25.19	24.33	—		23.80	0.91	7.25				0.93		
<i>percentile rank</i>			55	21	22	—										
<i># of funds in category</i>			619	581	508	386										
Delaware Small Cap Value R6	DVZRX	Small Value	86.67	9.14	—	—		27.67	1.01	23.93				0.72		
<i>percentile rank</i>			72	56	—	—										
<i># of funds in category</i>			428	402	372	269										
Non-US Stock																
American Funds New World R6	RNWXG	Diversified Emerging Mkts	62.16	11.99	14.53	7.41		18.12	0.89	21.80				0.59		
<i>percentile rank</i>			48	8	18	1										
<i># of funds in category</i>			800	696	597	295										
American Funds Intl Gr and Inc R6	RIGGX	Foreign Large Blend	52.63	7.17	10.05	6.08		19.23	1.08	12.50				0.54		
<i>percentile rank</i>			29	25	20	21										
<i># of funds in category</i>			752	657	566	375										
Vanguard Developed Markets Index Admiral	VTMGX	Foreign Large Blend Index	50.81	6.56	9.60	6.00		18.47	1.04	8.11				0.07		
<i>percentile rank</i>			36	37	36	24										
<i># of funds in category</i>			752	657	566	375										
Alternative																
Vanguard Real Estate Index Admiral	VGSLX	Real Estate	36.54	11.00	6.13	8.91		18.17	0.93	24.90		—		0.12		
<i>percentile rank</i>			45	28	41	25										
<i># of funds in category</i>			248	225	201	145										
Fixed Income																
Vanguard Inflation-Protected Secs Adm	VAIPX	Inflation-Protected Bond	7.53	5.61	3.75	3.37		3.71	0.94	9.62		—	—	0.10		
<i>percentile rank</i>			61	29	40	17										
<i># of funds in category</i>			205	198	175	116										

ST MARYS HOME FOR DISABLED

Screens Summary (Data as of 03-31-2021)


⊖ Fund Removed from Approved List ⚠ Fund on Watch List

Name	Ticker	Asset Class	Trailing Performance and Risk				Management			Style		Expense			
			1 Yr	3 Yr	5 Yr	10 Yr	Pass/Fail	Std Dev 3 Yr %	Beta 3 Yr %	Tenure	Pass/Fail	Style Box	Pass/Fail	Exp Ratio	Pass/Fail
Western Asset Core Bond IS <i>percentile rank</i> <i># of funds in category</i>	WACSX	Intermediate-Term Bond	5.14 15 422	5.33 11 386	4.14 3 338	4.30 3 256	✔	4.28	1.07	14.26	✔	☒	—	0.42	✔
PIMCO Income Instl <i>percentile rank</i> <i># of funds in category</i>	PIMIX	Multisector Bond	14.38 55 344	4.80 46 295	5.89 16 263	6.92 1 143	✔	5.78	0.82	14.01	✔	—	—	1.09	✔
Vanguard Ultra-Short-Term Bond Admiral <i>percentile rank</i> <i># of funds in category</i>	VUSFX	Ultrashort Bond	2.72 56 229	2.51 11 189	1.98 25 155	— — 80	✔	0.94	0.12	4.18	✔	—	—	0.10	✔








Target Date															
American Funds 2010 Trgt Date Retire R6 <i>percentile rank</i> <i># of funds in category</i>	RFCTX	Target Date	20.95 46 118	7.76 31 95	7.40 37 76	6.90 1 51	✔	7.16	0.90	9.25	✔	—	✖	0.30	✔
American Funds 2015 Trgt Date Retire R6 <i>percentile rank</i> <i># of funds in category</i>	RFJTX	Target Date	23.28 59 115	8.32 29 101	7.95 41 74	7.39 1 43	✔	7.90	0.90	9.25	✔	—	✔	0.30	✔
American Funds 2020 Trgt Date Retire R6 <i>percentile rank</i> <i># of funds in category</i>	RRCTX	Target Date	24.67 60 166	8.76 35 152	8.62 55 109	8.01 3 65	✔	8.34	0.86	9.25	✔	—	✔	0.31	✔
American Funds 2025 Trgt Date Retire R6 <i>percentile rank</i> <i># of funds in category</i>	RFDTX	Target Date	29.70 64 211	9.92 17 191	10.00 24 151	9.07 1 86	✔	9.86	0.90	9.25	✔	—	✔	0.33	✔
American Funds 2030 Trgt Date Retire R6 <i>percentile rank</i> <i># of funds in category</i>	RFETX	Target Date	35.52 58 212	10.89 14 192	11.46 12 149	9.93 1 82	✔	11.67	0.92	9.25	✔	—	✔	0.35	✔
American Funds 2035 Trgt Date Retire R6 <i>percentile rank</i> <i># of funds in category</i>	RFFTX	Target Date	44.36 36 204	12.37 1 188	13.08 1 148	10.70 1 83	✔	14.10	0.96	9.25	✔	—	✖	0.37	✔
American Funds 2040 Trgt Date Retire R6 <i>percentile rank</i> <i># of funds in category</i>	RFCTX	Target Date	48.82 39 206	13.07 1 192	13.75 1 149	11.05 1 82	✔	15.17	0.93	9.25	✔	—	✖	0.38	✔
American Funds 2045 Trgt Date Retire R6 <i>percentile rank</i> <i># of funds in category</i>	RFHTX	Target Date	50.05 65 204	13.29 1 188	14.02 1 148	11.18 1 82	✔	15.49	0.90	9.25	✔	—	✖	0.39	✔
American Funds 2050 Trgt Date Retire R6 <i>percentile rank</i> <i># of funds in category</i>	RFITX	Target Date	51.05 70 206	13.47 1 192	14.19 1 149	11.27 1 73	✔	15.72	0.90	9.25	✔	—	✔	0.39	✔
American Funds 2055 Trgt Date Retire R6 <i>percentile rank</i> <i># of funds in category</i>	RFKTX	Target Date	50.93 72 204	13.45 1 188	14.18 1 145	11.25 1 48	✔	15.72	0.89	9.25	✔	—	✔	0.39	✔
American Funds 2060 Trgt Date Retire R6 <i>percentile rank</i> <i># of funds in category</i>	RFUTX	Target Date	50.79 79 271	13.41 1 185	14.15 1 109	— — —	✔	15.70	1.38	6.02	✔	—	✔	0.40	✔

ST MARYS HOME FOR DISABLED

Screens Summary (Data as of 03-31-2021)

 Fund Removed from Approved List

 Fund on Watch List

Name	Ticker	Asset Class	Trailing Performance and Risk							Management		Style		Expense		
			1 Yr	3 Yr	5 Yr	10 Yr	Pass/ Fail	Std Dev 3 Yr %	Beta 3 Yr %	Tenure	Pass/ Fail	Style Box	Pass/ Fail	Exp Ratio	Pass/ Fail	
American Funds 2065 Trgt Date Retire R6	RFVTX	Target Date	51.08	—	—	—	—	—	—	—	1.25		—		0.40	
<i>percentile rank</i>			77	—	—	—										
<i># of funds in category</i>			271	185	109	—										
Balanced																
American Funds American Balanced R6	RLBGX	Moderate Allocation	30.58	10.87	10.79	10.18		10.68	0.94	22.26		—		0.26		
<i>percentile rank</i>			83	28	23	6										
<i># of funds in category</i>			666	641	575	412										