

WCHCD 457B PLAN

Screens Summary (Data as of 03-31-2021)

⊖ Fund Removed from Approved List ⚠ Fund on Watch List











Name	Ticker	Asset Class	Trailing Performance and Risk				Management			Style		Expense			
			1 Yr	3 Yr	5 Yr	10 Yr	Pass/ Fail	Std Dev 3 Yr %	Beta 3 Yr %	Tenure	Pass/ Fail	Style Box	Pass/ Fail	Exp Ratio	Pass/ Fail
US Stock															
Vanguard 500 Index Admiral	VFIAX	Large Blend Index	56.33	16.75	16.26	13.88	✔	18.40	1.00	4.93	✔	☒	✔	0.04	✔
<i>percentile rank</i>			53	26	23	11									
<i># of funds in category</i>			1,356	1,230	1,074	812									
Vanguard Growth Index Admiral	VIGAX	Large Growth	64.95	23.10	20.60	16.27	✔	19.59	1.01	26.27	✔	☒	✔	0.05	✔
<i>percentile rank</i>			32	22	32	24									
<i># of funds in category</i>			1,284	1,188	1,071	790									
Vanguard Value Index Adm	VVIAX	Large Value	51.33	11.41	12.72	11.63	✔	18.90	0.94	26.27	✔	☒	✔	0.05	✔
<i>percentile rank</i>			65	34	27	19									
<i># of funds in category</i>			1,207	1,136	1,007	728									
Vanguard Mid Cap Index Admiral	VIMAX	Mid-Cap Blend	70.62	14.65	14.60	12.29	✔	21.54	0.98	22.88	✔	☒	✔	0.05	✔
<i>percentile rank</i>			61	21	23	16									
<i># of funds in category</i>			406	376	309	215									
Vanguard Small Cap Growth Index Admiral	VSGAX	Small Growth	83.09	19.39	19.05	—	✔	24.11	0.93	16.26	✔	☒	✖	0.07	✔
<i>percentile rank</i>			73	49	57	—									
<i># of funds in category</i>			619	581	508	386									
Vanguard Small Cap Value Index Admiral	VSIAX	Small Value	89.83	10.80	12.42	—	✔	26.14	0.96	4.93	✔	☒	✖	0.07	✔
<i>percentile rank</i>			65	33	34	—									
<i># of funds in category</i>			428	402	372	269									
Non-US Stock															
JPMorgan Emerging Markets Equity R6	JEMWX	Diversified Emerging Mkts	69.33	13.43	17.52	—	✔	20.32	1.02	15.59	✔	☒	✔	0.79	✔
<i>percentile rank</i>			23	5	3	—									
<i># of funds in category</i>			800	696	597	295									
American Funds Europacific Growth R6	REGGX	Foreign Large Blend	60.79	10.20	12.90	7.72	✔	18.74	1.01	19.84	✔	☒	✔	0.46	✔
<i>percentile rank</i>			25	54	35	40									
<i># of funds in category</i>			442	383	320	228									
Vanguard Developed Markets Index Admiral	VTMGX	Foreign Large Blend Index	50.81	6.56	9.60	6.00	✔	18.47	1.04	8.11	✔	☒	✔	0.07	✔
<i>percentile rank</i>			36	37	36	24									
<i># of funds in category</i>			752	657	566	375									
Alternative															
Vanguard Real Estate Index Admiral	VGSLX	Real Estate	36.54	11.00	6.13	8.91	✔	18.17	0.93	24.90	✔	—	✔	0.12	✔
<i>percentile rank</i>			45	28	41	25									
<i># of funds in category</i>			248	225	201	145									
Fixed Income															
BlackRock Inflation Protected Bond K	BPLBX	Inflation-Protected Bond	9.95	5.79	4.06	3.25	✔	4.16	1.05	4.13	✔	—	—	0.60	✔
<i>percentile rank</i>			24	17	17	32									
<i># of funds in category</i>			205	198	175	116									

WCHCD 457B PLAN

Screens Summary (Data as of 03-31-2021)

 Fund Removed from Approved List

 Fund on Watch List

Name	Ticker	Asset Class	Trailing Performance and Risk							Management		Style		Expense	
			1 Yr	3 Yr	5 Yr	10 Yr	Pass/ Fail	Std Dev 3 Yr %	Beta 3 Yr %	Tenure	Pass/ Fail	Style Box	Pass/ Fail	Exp Ratio	Pass/ Fail
Vanguard Interm-Term Bond Index Adm	VBILX	Intermediate-Term Bond	2.01	5.68	3.49	4.32		4.26	1.18	12.94			—	0.07	
<i>percentile rank</i>			64	4	25	2									
<i># of funds in category</i>			422	386	338	256									
PIMCO Income Instl	PIMIX	Multisector Bond	14.38	4.80	5.89	6.92		5.78	0.82	14.01		—	—	1.09	
<i>percentile rank</i>			55	46	16	1									
<i># of funds in category</i>			344	295	263	143									
Federated Hermes Govt Ultrashort IS	FGUSX	Ultrashort Bond	1.38	1.73	1.44	0.83		0.49	0.05	23.74		—	—	0.26	
<i>percentile rank</i>			77	68	75	77									
<i># of funds in category</i>			229	189	155	80									