

BRICK TOWNSHIP MUNICIPAL UTILITIES

Screens Summary (Data as of 03-31-2022)

🔴 Fund Removed from Approved List ⚠️ Fund on Watch List

Name	Ticker	Asset Class	Trailing Performance and Risk				Management			Style		Expense		ESG Metrics				
			1 Yr	3 Yr	5 Yr	10 Yr	Pass/ Fail	Std Dev 3 Yr %	Beta 3 Yr %	Tenure	Pass/ Fail	Style Box	Pass/ Fail	Exp Ratio	Sustain. Rating	Commit. Level	Carbon Risk	
																Updated	Updated	Updated
US Stock																		
DFA US Core Equity 1 I	DFEOX	Large Blend	11.88	17.59	14.42	13.83	✔️	19.38	1.08	10.09	✔️	🇺🇸	✔️	0.14	✔️	2	—	Low Risk
percentile rank			60	46	53	38												
# of funds in category			1,382	1,245	1,129	827												

Vanguard 500 Index Admiral	VFIAX	Large Blend Index	15.60	18.89	15.95	14.60	✔️	17.76	1.00	5.93	✔️	🇺🇸	✔️	0.04	✔️	3	1-Low	Low Risk
percentile rank			17	19	16	9												
# of funds in category			1,382	1,245	1,129	827												

State St Russell Lg Cap Gr® Indx NL Cl C		Large Growth	14.88	23.54	20.81	16.99	✔️	19.46	1.00	22.76	✔️	🇺🇸	✔️	0.04	✔️	3	—	Low Risk
percentile rank			9	11	12	10												
# of funds in category			1,240	1,128	1,033	769												

Vanguard Value Index Adm	VVIAX	Large Value	15.10	14.07	12.02	12.71	✔️	18.16	0.95	27.27	✔️	🇺🇸	✔️	0.05	✔️	2	1-Low	Low Risk
percentile rank			23	42	27	12												
# of funds in category			1,220	1,151	1,052	774												

Vanguard Mid-Cap Growth Index Admiral	VMGMX	Mid-Cap Growth	4.33	16.73	15.34	13.27	✔️	21.03	0.97	9.11	✔️	🇺🇸	✔️	0.07	✔️	4	1-Low	Low Risk
percentile rank			13	27	40	36												
# of funds in category			595	545	506	389												

Vanguard Mid-Cap Value Index Admiral	VMVAX	Mid-Cap Value	13.28	14.10	10.45	12.37	✔️	21.51	0.98	15.63	✔️	🇺🇸	✔️	0.07	✔️	4	1-Low	Medium Risk
percentile rank			26	41	32	12												
# of funds in category			410	392	356	265												

Vanguard Small Cap Growth Index Admiral	VSGAX	Small Growth	-9.25	11.84	12.64	11.92	✔️	22.85	0.93	17.26	✔️	🇺🇸	❌	0.07	✔️	4	1-Low	Low Risk
percentile rank			55	70	57	58												
# of funds in category			617	583	529	400												

Vanguard Small Cap Value Index Admiral	VSIAX	Small Value	8.35	13.20	9.61	11.87	✔️	24.12	0.96	5.93	✔️	🇺🇸	✔️	0.07	✔️	4	1-Low	Medium Risk
percentile rank			31	46	26	10												
# of funds in category			446	416	396	301												

Non-US Stock																		
Vanguard Emerging Mkts Stock Idx Adm	VEMAX	Diversified Emerging Mkts	-8.70	5.60	5.83	3.32	✔️	17.91	0.97	13.59	✔️	🇺🇸	✔️	0.14	✔️	2	1-Low	Medium Risk
percentile rank			37	42	42	45												
# of funds in category			809	732	626	354												

Vanguard Developed Markets Index Admiral	VTMGX	Foreign Large Blend Index	0.70	8.54	7.16	6.67	✔️	17.85	1.04	9.11	✔️	🇺🇸	✔️	0.07	✔️	2	1-Low	Low Risk
percentile rank			29	28	28	19												
# of funds in category			772	712	616	413												

Vanguard International Growth Adm	VWILX	Foreign Large Growth	-16.21	14.87	14.11	10.48	✔️	21.28	1.01	19.16	✔️	🇺🇸	✔️	0.32	✔️	3	—	Low Risk
percentile rank			89	6	2	3												
# of funds in category			454	390	340	228												

Vanguard International Value Inv	VTRIX	Foreign Large Value	-3.09	7.10	6.36	5.78	✔️	19.48	1.09	11.85	✔️	🇺🇸	✔️	0.36	✔️	2	—	Medium Risk
percentile rank			85	34	12	26												
# of funds in category			350	327	291	184												

Vanguard Total World Stock Index Admiral	VTWAX	World Stock	6.09	13.65	—	—	—	17.58	1.02	9.11	✔️	—	✔️	0.10	✔️	2	1-Low	Low Risk
percentile rank			54	30	—	—												
# of funds in category			323	280	248	146												

BRICK TOWNSHIP MUNICIPAL UTILITIES

Screens Summary (Data as of 03-31-2022)

⊖ Fund Removed from Approved List ⚠ Fund on Watch List





Name	Ticker	Asset Class	Trailing Performance and Risk				Management			Style		Expense		ESG Metrics				
			1 Yr	3 Yr	5 Yr	10 Yr	Pass/ Fail	Std Dev 3 Yr %	Beta 3 Yr %	Tenure	Pass/ Fail	Style Box	Pass/ Fail	Exp Ratio	Sustain. Rating	Commit. Level	Carbon Risk	
Alternative																		
PIMCO Commodity Real Ret Strat Instl	PCRIX	Commodities Broad Basket	52.80	19.76	11.07	0.09	✓	19.42	1.13	3.41	✓	—	—	0.82	✓	2	—	—
<i>percentile rank</i>			33	9	25	43												
<i># of funds in category</i>			115	109	89	56									02-28-2022	—	—	
Vanguard Real Estate Index Admiral	VGSLX	Real Estate	21.45	11.44	9.67	9.70	✓	19.08	0.95	25.90	✓	—	✓	0.12	✓	3	1-Low	Medium Risk
<i>percentile rank</i>			70	49	52	32												
<i># of funds in category</i>			258	239	207	151									02-28-2022	02-15-2022	12-31-2021	
Fixed Income																		
Vanguard High-Yield Corporate Adm	VWEAX	High Yield Bond	-0.49	4.12	4.33	5.25	✓	7.99	0.86	14.13	✓	—	—	0.13	✓	—	—	—
<i>percentile rank</i>			53	46	32	28												
<i># of funds in category</i>			682	638	571	378												
Vanguard Inflation-Protected Secs Adm	VAIPX	Inflation-Protected Bond	4.21	6.13	4.30	2.61	✓	4.05	0.93	10.62	✓	—	—	0.10	✓	3	—	—
<i>percentile rank</i>			29	29	35	22												
<i># of funds in category</i>			207	199	180	122									02-28-2022	—	—	
Vanguard Total Bond Market Index Adm	VBTLX	Intermediate-Term Bond	-4.09	1.69	2.12	2.20	✓	4.21	1.04	9.11	✓	🇺🇸	—	0.05	✓	3	1-Low	—
<i>percentile rank</i>			25	43	42	50												
<i># of funds in category</i>			434	394	359	259									02-28-2022	02-15-2022	—	
Loomis Sayles Bond N	LSBNX	Multisector Bond	-0.85	2.06	2.48	—	✓	8.05	1.15	15.17	✓	—	—	0.60	✓	2	1-Low	—
<i>percentile rank</i>			23	69	72	—												
<i># of funds in category</i>			337	282	241	140									02-28-2022	02-15-2022	—	
Lincoln Stable Value Account -LNGPA		Stable Value	—	—	—	—	—	—	—	38.94	✓	—	—	—	—	—	—	—
<i>percentile rank</i>			—	—	—	—												
<i># of funds in category</i>			42	—	—	—												
Federated Hermes Govt Ultrashort R6	FGULX	Ultrashort Bond	-0.46	0.91	1.19	—	✓	0.57	0.06	24.74	✓	—	—	0.24	✓	—	—	—
<i>percentile rank</i>			38	55	66	—												
<i># of funds in category</i>			236	214	176	92												
AB Global Bond Z	ANAZX	World Bond	-3.63	1.06	1.80	—	✓	4.84	0.88	16.59	✓	—	—	0.50	✓	3	—	—
<i>percentile rank</i>			14	50	62	—												
<i># of funds in category</i>			129	112	84	53									02-28-2022	—	—	
Balanced																		
Vanguard LifeStrategy Cnsvr Gr Inv	VSCGX	Target Risk	-0.18	6.52	6.15	5.95	✓	7.74	1.01	0.09	✖	—	✓	0.12	✓	3	1-Low	—
<i>percentile rank</i>			78	53	37	31												
<i># of funds in category</i>			481	448	419	277									02-28-2022	02-15-2022	—	
Vanguard LifeStrategy Growth Inv	VASGX	Target Risk	3.96	11.51	10.01	9.41	✓	14.20	1.02	0.09	✖	—	✓	0.14	✓	3	1-Low	Low Risk
<i>percentile rank</i>			60	35	29	26												
<i># of funds in category</i>			315	288	265	199									02-28-2022	02-15-2022	12-31-2021	
Vanguard LifeStrategy Income Inv	VASIX	Target Risk	-2.29	3.90	4.11	4.11	✓	5.05	0.97	0.09	✖	—	✓	0.11	✓	3	1-Low	—
<i>percentile rank</i>			88	68	49	45												
<i># of funds in category</i>			193	178	167	116									02-28-2022	02-15-2022	—	

BRICK TOWNSHIP MUNICIPAL UTILITIES

Screens Summary (Data as of 03-31-2022)

 Fund Removed from Approved List

 Fund on Watch List

Name	Ticker	Asset Class	Trailing Performance and Risk				Management			Style		Expense		ESG Metrics				
			1 Yr	3 Yr	5 Yr	10 Yr	Pass/ Fail	Std Dev 3 Yr %	Beta 3 Yr %	Tenure	Pass/ Fail	Style Box	Pass/ Fail	Exp Ratio	Pass/ Fail	Sustain. Rating	Commit. Level	Carbon Risk
															Updated	Updated	Updated	
Vanguard LifeStrategy Moderate Gr Inv	VSMGX	Target Risk	1.88	9.03	8.10	7.71		10.89	0.99	0.09		—		0.13		3	1-Low	Low Risk
<i>percentile rank</i>			<i>78</i>	<i>69</i>	<i>57</i>	<i>54</i>												
<i># of funds in category</i>			<i>706</i>	<i>661</i>	<i>604</i>	<i>438</i>												
															02-28-2022	02-15-2022	12-31-2021	