

# CHERRY LANE RETIREMENT TRUST

## Screens Summary (Data as of 03-31-2022)

⊖ Fund Removed from Approved List    ⚠ Fund on Watch List

Name	Ticker	Asset Class	Trailing Performance and Risk				Management			Style		Expense		ESG Metrics				
			1 Yr	3 Yr	5 Yr	10 Yr	Pass/ Fail	Std Dev 3 Yr %	Beta 3 Yr %	Tenure	Pass/ Fail	Style Box	Pass/ Fail	Exp Ratio	Pass/ Fail	Sustain. Rating	Commit. Level	Carbon Risk
															Updated	Updated	Updated	
<b>US Stock</b>																		
Vanguard 500 Index Admiral	VFIAX	Large Blend Index	15.60	18.89	15.95	14.60	✓	17.76	1.00	5.93	✓	☐	✓	0.04	✓	3	1-Low	Low Risk
<i>percentile rank</i>			17	19	16	9												
<i># of funds in category</i>			1,382	1,245	1,129	827												
															02-28-2022	02-15-2022	12-31-2021	
Fidelity® Contrafund®	FCNTX	Large Growth	9.41	19.04	17.83	15.12	✓	18.57	0.94	31.56	✓	☐	✓	0.81	✓	2	1-Low	Low Risk
<i>percentile rank</i>			42	46	47	41												
<i># of funds in category</i>			1,240	1,128	1,033	769												
															02-28-2022	02-15-2022	12-31-2021	
American Funds Washington Mutual R6	RWMGX	Large Value	16.43	15.94	14.10	13.51	✓	16.90	0.92	24.76	✓	☐	✗	0.27	✓	2	1-Low	Low Risk
<i>percentile rank</i>			12	71	58	46												
<i># of funds in category</i>			1,382	1,245	1,129	827												
															02-28-2022	02-15-2022	12-31-2021	
Vanguard Mid Cap Index Admiral	VIMAX	Mid-Cap Blend	8.82	15.67	13.00	12.94	✓	20.41	0.98	23.88	✓	☐	✓	0.05	✓	4	1-Low	Low Risk
<i>percentile rank</i>			26	15	10	10												
<i># of funds in category</i>			400	361	319	210												
															02-28-2022	02-15-2022	12-31-2021	
⚠ Carillon Eagle Small Cap Growth I	HSIIX	Small Growth	-12.30	8.80	8.82	10.04	✓	23.96	0.97	28.92	✓	☐	✓	0.77	✓	2	–	Medium Risk
<i>percentile rank</i>			69	92	93	90												
<i># of funds in category</i>			617	583	529	400												
															02-28-2022	–	12-31-2021	
Delaware Small Cap Value Instl	DEVIX	Small Value	8.28	13.16	8.23	10.38	✓	25.41	0.99	24.93	✓	☐	✓	0.86	✓	3	–	Medium Risk
<i>percentile rank</i>			32	47	54	41												
<i># of funds in category</i>			446	416	396	301												
															02-28-2022	–	12-31-2021	
<b>Non-US Stock</b>																		
JPMorgan Emerging Markets Equity R5	JEMOX	Diversified Emerging Mkts	-22.80	4.91	7.51	–	✓	20.16	1.05	16.59	✓	☐	✓	0.89	✓	4	2-Basic	Low Risk
<i>percentile rank</i>			93	53	17	–												
<i># of funds in category</i>			809	732	626	354												
															02-28-2022	02-15-2022	12-31-2021	
American Funds Intl Gr and Inc R6	RIGGX	Foreign Large Blend	-4.21	7.60	6.84	6.02	✓	18.94	1.11	13.50	✓	☐	✓	0.54	✓	2	1-Low	Low Risk
<i>percentile rank</i>			79	45	36	44												
<i># of funds in category</i>			772	712	616	413												
															02-28-2022	02-15-2022	12-31-2021	
Vanguard Developed Markets Index Admiral	VTMGX	Foreign Large Blend Index	0.70	8.54	7.16	6.67	✓	17.85	1.04	9.11	✓	☐	✓	0.07	✓	2	1-Low	Low Risk
<i>percentile rank</i>			29	28	28	19												
<i># of funds in category</i>			772	712	616	413												
															02-28-2022	02-15-2022	12-31-2021	
<b>Alternative</b>																		
Vanguard Real Estate Index Admiral	VGSIX	Real Estate	21.45	11.44	9.67	9.70	✓	19.08	0.95	25.90	✓	—	✓	0.12	✓	3	1-Low	Medium Risk
<i>percentile rank</i>			70	49	52	32												
<i># of funds in category</i>			258	239	207	151												
															02-28-2022	02-15-2022	12-31-2021	
<b>Fixed Income</b>																		
BlackRock Inflation Protected Bond Instl	BPRIX	Inflation-Protected Bond	4.00	6.46	4.44	2.51	✓	4.41	1.00	5.13	✓	—	—	0.44	✓	3	–	–
<i>percentile rank</i>			42	13	20	32												
<i># of funds in category</i>			207	199	180	122												
															02-28-2022	–	–	

# CHERRY LANE RETIREMENT TRUST

## Screens Summary (Data as of 03-31-2022)

🚫 Fund Removed from Approved List    ⚠️ Fund on Watch List

Name	Ticker	Asset Class	Trailing Performance and Risk				Management			Style		Expense		ESG Metrics				
			1 Yr	3 Yr	5 Yr	10 Yr	Pass/ Fail	Std Dev 3 Yr %	Beta 3 Yr %	Tenure	Pass/ Fail	Style Box	Pass/ Fail	Exp Ratio	Sustain. Rating	Commit. Level	Carbon Risk	
Baird Aggregate Bond Inst	BAGIX	Intermediate-Term Bond	-4.46	2.04	2.45	2.90	✔️	4.52	1.09	21.52	✔️	📦	—	0.30	✔️	3	1-Low	—
<i>percentile rank</i>			56	23	16	10												
<i># of funds in category</i>			434	394	359	259									02-28-2022	02-15-2022	—	
PIMCO Income I2	PONPX	Multisector Bond	-1.64	2.83	3.49	5.86	✔️	6.06	0.78	15.01	✔️	—	—	0.72	✔️	—	—	—
<i>percentile rank</i>			43	49	34	1												
<i># of funds in category</i>			337	282	241	140												
Federated Hermes Govt Ultrashort IS	FGUSX	Ultrashort Bond	-0.48	0.89	1.19	0.73	❌	0.57	0.07	24.74	✔️	—	—	0.26	✔️	—	—	—
<i>percentile rank</i>			40	58	66	74												
<i># of funds in category</i>			236	214	176	92												

Target Date																		
Vanguard Target Retirement 2015 Fund	VTVX	Target Date	0.39	6.20	5.95	6.20	✔️	6.99	0.80	9.11	✔️	—	✔️	0.08	✔️	3	1-Low	—
<i>percentile rank</i>			74	81	78	67												
<i># of funds in category</i>			127	118	90	46									02-28-2022	02-15-2022	—	
Vanguard Target Retirement 2020 Fund	VTWNX	Target Date	1.39	7.87	7.27	7.31	✔️	9.18	0.95	9.11	✔️	—	✔️	0.08	✔️	3	1-Low	—
<i>percentile rank</i>			50	47	39	29												
<i># of funds in category</i>			169	160	128	65									02-28-2022	02-15-2022	—	
Vanguard Target Retirement 2025 Fund	VTVX	Target Date	1.86	8.92	8.14	8.04	✔️	10.84	1.01	9.11	✔️	—	✔️	0.08	✔️	3	1-Low	Low Risk
<i>percentile rank</i>			42	38	32	19												
<i># of funds in category</i>			228	204	170	89									02-28-2022	02-15-2022	12-31-2021	
Vanguard Target Retirement 2030 Fund	VTHRX	Target Date	2.53	9.84	8.85	8.68	✔️	12.10	0.99	9.11	✔️	—	✔️	0.08	✔️	3	1-Low	Low Risk
<i>percentile rank</i>			47	46	42	23												
<i># of funds in category</i>			229	203	170	94									02-28-2022	02-15-2022	12-31-2021	
Vanguard Target Retirement 2035 Fund	VTHX	Target Date	3.29	10.77	9.57	9.31	✔️	13.35	0.95	9.11	✔️	—	✔️	0.08	✔️	3	1-Low	Low Risk
<i>percentile rank</i>			44	50	48	28												
<i># of funds in category</i>			221	201	167	86									02-28-2022	02-15-2022	12-31-2021	
Vanguard Target Retirement 2040 Fund	VFORX	Target Date	4.10	11.68	10.28	9.85	✔️	14.60	0.94	9.11	✔️	—	✔️	0.08	✔️	3	1-Low	Low Risk
<i>percentile rank</i>			47	50	41	28												
<i># of funds in category</i>			223	203	170	94									02-28-2022	02-15-2022	12-31-2021	
Vanguard Target Retirement 2045 Fund	VTVX	Target Date	4.88	12.61	10.89	10.19	✔️	15.84	0.96	9.11	✔️	—	✔️	0.08	✔️	3	1-Low	Low Risk
<i>percentile rank</i>			42	36	33	19												
<i># of funds in category</i>			221	201	167	85									02-28-2022	02-15-2022	12-31-2021	
Vanguard Target Retirement 2050 Fund	VVFX	Target Date	5.07	12.74	10.96	10.23	✔️	15.88	0.95	9.11	✔️	—	✔️	0.08	✔️	3	1-Low	Low Risk
<i>percentile rank</i>			41	38	37	19												
<i># of funds in category</i>			223	203	170	90									02-28-2022	02-15-2022	12-31-2021	
Vanguard Target Retirement 2055 Fund	VFFVX	Target Date	5.05	12.71	10.95	10.21	✔️	15.88	0.94	9.11	✔️	—	✔️	0.08	✔️	3	1-Low	Low Risk
<i>percentile rank</i>			43	42	45	24												
<i># of funds in category</i>			221	201	165	70									02-28-2022	02-15-2022	12-31-2021	
Vanguard Target Retirement 2060 Fund	VVTSX	Target Date	5.05	12.71	10.95	10.24	✔️	15.87	1.43	9.11	✔️	—	✔️	0.08	✔️	3	1-Low	Low Risk
<i>percentile rank</i>			42	52	51	1												
<i># of funds in category</i>			220	189	142	1									02-28-2022	02-15-2022	12-31-2021	
Vanguard Target Retirement 2065 Fund	VLVX	Target Date	5.12	12.69	—	—	❌	15.89	1.43	4.72	✔️	—	✔️	0.08	✔️	3	1-Low	Low Risk
<i>percentile rank</i>			40	57	—	—												
<i># of funds in category</i>			149	16	—	—									02-28-2022	02-15-2022	12-31-2021	

©2022 Morningstar Investment Management LLC. All Rights Reserved. Morningstar Investment Management LLC is a registered investment adviser and subsidiary of Morningstar, Inc. The services are either performed by Morningstar Investment Management or an affiliate. The data shown represents past performance which is no guarantee of future performance. The Morningstar name and logo are registered marks of Morningstar, Inc. This report is not complete without the accompanying disclosure. Please visit [https://fiduciaryservices.morningstar.com/Disclosures/Fiduciary\\_Services\\_Report\\_Disclosure.pdf](https://fiduciaryservices.morningstar.com/Disclosures/Fiduciary_Services_Report_Disclosure.pdf) to view these disclosures.







**CHERRY LANE RETIREMENT TRUST**






## Screens Summary (Data as of 03-31-2022)

 Fund Removed from Approved List

 Fund on Watch List

Name	Ticker	Asset Class	Trailing Performance and Risk				Management			Style		Expense		ESG Metrics						
			1 Yr	3 Yr	5 Yr	10 Yr	Pass/ Fail	Std Dev 3 Yr %	Beta 3 Yr %	Tenure	Pass/ Fail	Style Box	Pass/ Fail	Exp Ratio	Pass/ Fail	Sustain. Rating	Commit. Level	Carbon Risk		
															Updated	Updated	Updated			
Vanguard Target Retirement Income Fund	VTINX	Target Date	0.15	5.75	5.30	4.95		6.15	0.84	9.11		—		0.08		3	1-Low	—		
<i>percentile rank</i>			49	44	41	37														
<i># of funds in category</i>			168	150	124	78												02-28-2022	02-15-2022	—

**Balanced**

BlackRock Global Allocation Instl	MALOX	World Allocation	-2.16	9.66	7.38	6.29		12.01	1.05	5.25				0.82		3	—	Low Risk		
<i>percentile rank</i>			82	20	28	35														
<i># of funds in category</i>			442	421	375	262												02-28-2022	—	09-30-2021