

# UNITED LENS COMPANY INC

## Screens Summary (Data as of 03-31-2022)

⊖ Fund Removed from Approved List    ⚠ Fund on Watch List

Name	Ticker	Asset Class	Trailing Performance and Risk				Management			Style		Expense		ESG Metrics				
			1 Yr	3 Yr	5 Yr	10 Yr	Pass/ Fail	Std Dev 3 Yr %	Beta 3 Yr %	Tenure	Pass/ Fail	Style Box	Pass/ Fail	Exp Ratio	Sustain. Rating	Commit. Level	Carbon Risk	
US Stock																		
Vanguard 500 Index Admiral	VFIAX	Large Blend Index	15.60	18.89	15.95	14.60	✓	17.76	1.00	5.93	✓	☐	✓	0.04	✓	3	1-Low	Low Risk
percentile rank			17	19	16	9												
# of funds in category			1,382	1,245	1,129	827												
-----																		
Fidelity® Contrafund®	FCNTX	Large Growth	9.41	19.04	17.83	15.12	✓	18.57	0.94	31.56	✓	☐	✓	0.81	✓	2	1-Low	Low Risk
percentile rank			42	46	47	41												
# of funds in category			1,240	1,128	1,033	769												
-----																		
American Funds Washington Mutual R6	RWMGX	Large Value	16.43	15.94	14.10	13.51	✓	16.90	0.92	24.76	✓	☐	✗	0.27	✓	2	1-Low	Low Risk
percentile rank			12	71	58	46												
# of funds in category			1,382	1,245	1,129	827												
-----																		
Vanguard Mid Cap Index Admiral	VIMAX	Mid-Cap Blend	8.82	15.67	13.00	12.94	✓	20.41	0.98	23.88	✓	☐	✓	0.05	✓	4	1-Low	Low Risk
percentile rank			26	15	10	10												
# of funds in category			400	361	319	210												
-----																		
⚠ Carillon Eagle Small Cap Growth I	HSIX	Small Growth	-12.30	8.80	8.82	10.04	✓	23.96	0.97	28.92	✓	☐	✓	0.77	✓	2	-	Medium Risk
percentile rank			69	92	93	90												
# of funds in category			617	583	529	400												
-----																		
Delaware Small Cap Value Instl	DEVIX	Small Value	8.28	13.16	8.23	10.38	✓	25.41	0.99	24.93	✓	☐	✓	0.86	✓	3	-	Medium Risk
percentile rank			32	47	54	41												
# of funds in category			446	416	396	301												
-----																		
Non-US Stock																		
American Funds New World R6	RNWXG	Diversified Emerging Mkts	-6.50	9.91	9.86	7.13	✓	17.98	0.91	22.80	✓	☐	✓	0.57	✓	4	1-Low	Low Risk
percentile rank			31	8	5	2												
# of funds in category			809	732	626	354												
-----																		
American Funds Intl Gr and Inc R6	RIGGX	Foreign Large Blend	-4.21	7.60	6.84	6.02	✓	18.94	1.11	13.50	✓	☐	✓	0.54	✓	2	1-Low	Low Risk
percentile rank			79	45	36	44												
# of funds in category			772	712	616	413												
-----																		
Vanguard Developed Markets Index Admiral	VTMGX	Foreign Large Blend Index	0.70	8.54	7.16	6.67	✓	17.85	1.04	9.11	✓	☐	✓	0.07	✓	2	1-Low	Low Risk
percentile rank			29	28	28	19												
# of funds in category			772	712	616	413												
-----																		
Alternative																		
Vanguard Real Estate Index Admiral	VGSIX	Real Estate	21.45	11.44	9.67	9.70	✓	19.08	0.95	25.90	✓	—	✓	0.12	✓	3	1-Low	Medium Risk
percentile rank			70	49	52	32												
# of funds in category			258	239	207	151												
-----																		
Fixed Income																		
BlackRock Inflation Protected Bond Instl	BPRIX	Inflation-Protected Bond	4.00	6.46	4.44	2.51	✓	4.41	1.00	5.13	✓	—	—	0.44	✓	3	-	-
percentile rank			42	13	20	32												
# of funds in category			207	199	180	122												

# UNITED LENS COMPANY INC

## Screens Summary (Data as of 03-31-2022)

⊖ Fund Removed from Approved List    ⚠ Fund on Watch List

Name	Ticker	Asset Class	Trailing Performance and Risk							Management Style			Expense		ESG Metrics				
			1 Yr	3 Yr	5 Yr	10 Yr	Pass/ Fail	Std Dev 3 Yr %	Beta 3 Yr %	Tenure	Pass/ Fail	Style Box	Pass/ Fail	Exp Ratio	Pass/ Fail	Sustain. Rating	Commit. Level	Carbon Risk	
																	Updated	Updated	Updated
Baird Aggregate Bond Inst <i>percentile rank</i> <i># of funds in category</i>	BAGIX	Intermediate-Term Bond	-4.46 56 434	2.04 23 394	2.45 16 359	2.90 10 259	✔	4.52	1.09	21.52	✔	☒	—	0.30	✔	3	1-Low	—	
PIMCO Income I2 <i>percentile rank</i> <i># of funds in category</i>	PONPX	Multisector Bond	-1.64 43 337	2.83 49 282	3.49 34 241	5.86 1 140	✔	6.06	0.78	15.01	✔	—	—	0.72	✔	—	—	—	
Federated Hermes Govt Ultrashort IS <i>percentile rank</i> <i># of funds in category</i>	FGUSX	Ultrashort Bond	-0.48 40 236	0.89 58 214	1.19 66 176	0.73 74 92	✖	0.57	0.07	24.74	✔	—	—	0.26	✔	—	—	—	

Target Date																		
Vanguard Target Retirement 2015 Fund <i>percentile rank</i> <i># of funds in category</i>	VTVX	Target Date	0.39 74 127	6.20 81 118	5.95 78 90	6.20 67 46	✔	6.99	0.80	9.11	✔	—	✔	0.08	✔	3	1-Low	—
Vanguard Target Retirement 2020 Fund <i>percentile rank</i> <i># of funds in category</i>	VTWNX	Target Date	1.39 50 169	7.87 47 160	7.27 39 128	7.31 29 65	✔	9.18	0.95	9.11	✔	—	✔	0.08	✔	3	1-Low	—
Vanguard Target Retirement 2025 Fund <i>percentile rank</i> <i># of funds in category</i>	VTTVX	Target Date	1.86 42 228	8.92 38 204	8.14 32 170	8.04 19 89	✔	10.84	1.01	9.11	✔	—	✔	0.08	✔	3	1-Low	Low Risk
Vanguard Target Retirement 2030 Fund <i>percentile rank</i> <i># of funds in category</i>	VTHRX	Target Date	2.53 47 229	9.84 46 203	8.85 42 170	8.68 23 94	✔	12.10	0.99	9.11	✔	—	✔	0.08	✔	3	1-Low	Low Risk
Vanguard Target Retirement 2035 Fund <i>percentile rank</i> <i># of funds in category</i>	VTTTHX	Target Date	3.29 44 221	10.77 50 201	9.57 48 167	9.31 28 86	✔	13.35	0.95	9.11	✔	—	✔	0.08	✔	3	1-Low	Low Risk
Vanguard Target Retirement 2040 Fund <i>percentile rank</i> <i># of funds in category</i>	VFORX	Target Date	4.10 47 223	11.68 50 203	10.28 41 170	9.85 28 94	✔	14.60	0.94	9.11	✔	—	✔	0.08	✔	3	1-Low	Low Risk
Vanguard Target Retirement 2045 Fund <i>percentile rank</i> <i># of funds in category</i>	VTIVX	Target Date	4.88 42 221	12.61 36 201	10.89 33 167	10.19 19 85	✔	15.84	0.96	9.11	✔	—	✔	0.08	✔	3	1-Low	Low Risk
Vanguard Target Retirement 2050 Fund <i>percentile rank</i> <i># of funds in category</i>	VVIFX	Target Date	5.07 41 223	12.74 38 203	10.96 37 170	10.23 19 90	✔	15.88	0.95	9.11	✔	—	✔	0.08	✔	3	1-Low	Low Risk
Vanguard Target Retirement 2055 Fund <i>percentile rank</i> <i># of funds in category</i>	VFFVX	Target Date	5.05 43 221	12.71 42 201	10.95 45 165	10.21 24 70	✔	15.88	0.94	9.11	✔	—	✔	0.08	✔	3	1-Low	Low Risk
Vanguard Target Retirement 2060 Fund <i>percentile rank</i> <i># of funds in category</i>	VVTSX	Target Date	5.05 42 220	12.71 52 189	10.95 51 142	10.24 1 1	✔	15.87	1.43	9.11	✔	—	✔	0.08	✔	3	1-Low	Low Risk
Vanguard Target Retirement 2065 Fund <i>percentile rank</i> <i># of funds in category</i>	VLVX	Target Date	5.12 40 149	12.69 57 16	— — —	— — —	✖	15.89	1.43	4.72	✔	—	✔	0.08	✔	3	1-Low	Low Risk

©2022 Morningstar Investment Management LLC. All Rights Reserved. Morningstar Investment Management LLC is a registered investment adviser and subsidiary of Morningstar, Inc. The services are either performed by Morningstar Investment Management or an affiliate. The data shown represents past performance which is no guarantee of future performance. The Morningstar name and logo are registered marks of Morningstar, Inc. This report is not complete without the accompanying disclosure. Please visit [https://fiduciaryservices.morningstar.com/Disclosures/Fiduciary\\_Services\\_Report\\_Disclosure.pdf](https://fiduciaryservices.morningstar.com/Disclosures/Fiduciary_Services_Report_Disclosure.pdf) to view these disclosures.







# UNITED LENS COMPANY INC



## Screens Summary (Data as of 03-31-2022)

 Fund Removed from Approved List

 Fund on Watch List

Name	Ticker	Asset Class	Trailing Performance and Risk				Management			Style		Expense		ESG Metrics				
			1 Yr	3 Yr	5 Yr	10 Yr	Pass/ Fail	Std Dev 3 Yr %	Beta 3 Yr %	Tenure	Pass/ Fail	Style Box	Pass/ Fail	Exp Ratio	Pass/ Fail	Sustain. Rating	Commit. Level	Carbon Risk
															Updated	Updated	Updated	
Vanguard Target Retirement Income Fund	VTINX	Target Date	0.15	5.75	5.30	4.95		6.15	0.84	9.11		—		0.08		3	1-Low	—
<i>percentile rank</i>			49	44	41	37												
<i># of funds in category</i>			168	150	124	78										02-28-2022	02-15-2022	—

### Balanced

BlackRock Global Allocation Instl	MALOX	World Allocation	-2.16	9.66	7.38	6.29		12.01	1.05	5.25				0.82		3	—	Low Risk	
<i>percentile rank</i>			82	20	28	35													
<i># of funds in category</i>			442	421	375	262										02-28-2022	—	09-30-2021	