

ZEIS GROUP INC 401K PROFIT SHARING

Screens Summary (Data as of 03-31-2022)

⊖ Fund Removed from Approved List
 ! Fund on Watch List

Name	Ticker	Asset Class	Trailing Performance and Risk				Management			Style		Expense		ESG Metrics				
			1 Yr	3 Yr	5 Yr	10 Yr	Pass/ Fail	Std Dev 3 Yr %	Beta 3 Yr %	Tenure	Pass/ Fail	Style Box	Pass/ Fail	Exp Ratio	Pass/ Fail	Sustain. Rating <i>Updated</i>	Commit. Level <i>Updated</i>	Carbon Risk <i>Updated</i>
US Stock																		
Vanguard 500 Index Admiral	VFIAX	Large Blend Index	15.60	18.89	15.95	14.60	✓	17.76	1.00	5.93	✓	☐	✓	0.04	✓	3	1-Low	Low Risk
<i>percentile rank</i>			17	19	16	9												
<i># of funds in category</i>			1,382	1,245	1,129	827									02-28-2022	02-15-2022	12-31-2021	
Fidelity® Contrafund®	FCNTX	Large Growth	9.41	19.04	17.83	15.12	✓	18.57	0.94	31.56	✓	☐	✓	0.81	✓	2	1-Low	Low Risk
<i>percentile rank</i>			42	46	47	41												
<i># of funds in category</i>			1,240	1,128	1,033	769									02-28-2022	02-15-2022	12-31-2021	
American Funds Washington Mutual R6	RWMGX	Large Value	16.43	15.94	14.10	13.51	✓	16.90	0.92	24.76	✓	☐	✗	0.27	✓	2	1-Low	Low Risk
<i>percentile rank</i>			12	71	58	46												
<i># of funds in category</i>			1,382	1,245	1,129	827									02-28-2022	02-15-2022	12-31-2021	
Vanguard Mid Cap Index Admiral	VIMAX	Mid-Cap Blend	8.82	15.67	13.00	12.94	✓	20.41	0.98	23.88	✓	☐	✓	0.05	✓	4	1-Low	Low Risk
<i>percentile rank</i>			26	15	10	10												
<i># of funds in category</i>			400	361	319	210									02-28-2022	02-15-2022	12-31-2021	
! Carillon Eagle Small Cap Growth I	HSIX	Small Growth	-12.30	8.80	8.82	10.04	✓	23.96	0.97	28.92	✓	☐	✓	0.77	✓	2	–	Medium Risk
<i>percentile rank</i>			69	92	93	90												
<i># of funds in category</i>			617	583	529	400									02-28-2022	–	12-31-2021	
Delaware Small Cap Value Instl	DEVIX	Small Value	8.28	13.16	8.23	10.38	✓	25.41	0.99	24.93	✓	☐	✓	0.86	✓	3	–	Medium Risk
<i>percentile rank</i>			32	47	54	41												
<i># of funds in category</i>			446	416	396	301									02-28-2022	–	12-31-2021	
Non-US Stock																		
American Funds New World R6	RNWXG	Diversified Emerging Mkts	-6.50	9.91	9.86	7.13	✓	17.98	0.91	22.80	✓	☐	✓	0.57	✓	4	1-Low	Low Risk
<i>percentile rank</i>			31	8	5	2												
<i># of funds in category</i>			809	732	626	354									02-28-2022	02-15-2022	12-31-2021	
American Funds Intl Gr and Inc R6	RIGGX	Foreign Large Blend	-4.21	7.60	6.84	6.02	✓	18.94	1.11	13.50	✓	☐	✓	0.54	✓	2	1-Low	Low Risk
<i>percentile rank</i>			79	45	36	44												
<i># of funds in category</i>			772	712	616	413									02-28-2022	02-15-2022	12-31-2021	
Vanguard Developed Markets Index Admiral	VTMGX	Foreign Large Blend Index	0.70	8.54	7.16	6.67	✓	17.85	1.04	9.11	✓	☐	✓	0.07	✓	2	1-Low	Low Risk
<i>percentile rank</i>			29	28	28	19												
<i># of funds in category</i>			772	712	616	413									02-28-2022	02-15-2022	12-31-2021	
Alternative																		
Vanguard Real Estate Index Admiral	VGSIX	Real Estate	21.45	11.44	9.67	9.70	✓	19.08	0.95	25.90	✓	—	✓	0.12	✓	3	1-Low	Medium Risk
<i>percentile rank</i>			70	49	52	32												
<i># of funds in category</i>			258	239	207	151									02-28-2022	02-15-2022	12-31-2021	
Fixed Income																		
BlackRock Inflation Protected Bond Instl	BPRIX	Inflation-Protected Bond	4.00	6.46	4.44	2.51	✓	4.41	1.00	5.13	✓	—	—	0.44	✓	3	–	–
<i>percentile rank</i>			42	13	20	32												
<i># of funds in category</i>			207	199	180	122									02-28-2022	–	–	

ZEIS GROUP INC 401K PROFIT SHARING

Screens Summary (Data as of 03-31-2022)

🚫 Fund Removed from Approved List ⚠️ Fund on Watch List

Name	Ticker	Asset Class	Trailing Performance and Risk							Management Style			Expense		ESG Metrics				
			1 Yr	3 Yr	5 Yr	10 Yr	Pass/ Fail	Std Dev 3 Yr %	Beta 3 Yr %	Tenure	Pass/ Fail	Style Box	Pass/ Fail	Exp Ratio	Sustain. Rating	Commit. Level	Carbon Risk		
																	Updated	Updated	Updated
Baird Aggregate Bond Inst <i>percentile rank</i> <i># of funds in category</i>	BAGIX	Intermediate-Term Bond	-4.46 56 434	2.04 23 394	2.45 16 359	2.90 10 259	✔️	4.52	1.09	21.52	✔️	📦	—	0.30	✔️	3	1-Low	—	
PIMCO Income I2 <i>percentile rank</i> <i># of funds in category</i>	PONPX	Multisector Bond	-1.64 43 337	2.83 49 282	3.49 34 241	5.86 1 140	✔️	6.06	0.78	15.01	✔️	—	—	0.72	✔️	—	—	—	
Federated Hermes Govt Ultrashort IS <i>percentile rank</i> <i># of funds in category</i>	FGUSX	Ultrashort Bond	-0.48 40 236	0.89 58 214	1.19 66 176	0.73 74 92	✖️	0.57	0.07	24.74	✔️	—	—	0.26	✔️	—	—	—	


Target Date																		
T. Rowe Price Retirement 2010 <i>percentile rank</i> <i># of funds in category</i>	TRRAX	Target Date	1.39 22 121	7.94 8 116	6.92 2 79	6.55 3 54	✔️	9.34	1.17	6.67	✔️	—	✔️	0.49	✔️	2	1-Low	—
T. Rowe Price Retirement 2015 <i>percentile rank</i> <i># of funds in category</i>	TRRGX	Target Date	1.66 31 127	8.50 6 118	7.50 5 90	7.28 1 46	✔️	10.10	1.15	6.67	✔️	—	✔️	0.51	✔️	2	1-Low	—
T. Rowe Price Retirement 2020 <i>percentile rank</i> <i># of funds in category</i>	TRRBX	Target Date	1.89 29 169	9.18 7 160	8.23 5 128	8.05 1 65	✔️	11.27	1.16	6.67	✔️	—	✔️	0.53	✔️	2	1-Low	—
T. Rowe Price Retirement 2025 <i>percentile rank</i> <i># of funds in category</i>	TRRHX	Target Date	2.16 31 228	10.14 5 204	9.06 1 170	8.82 2 89	✔️	12.59	1.16	6.67	✔️	—	✔️	0.55	✔️	2	1-Low	Low Risk
T. Rowe Price Retirement 2030 <i>percentile rank</i> <i># of funds in category</i>	TRRCX	Target Date	2.45 50 229	11.07 5 203	9.85 4 170	9.51 3 94	✔️	13.88	1.12	6.67	✔️	—	✔️	0.58	✔️	3	1-Low	Low Risk
T. Rowe Price Retirement 2035 <i>percentile rank</i> <i># of funds in category</i>	TRRJX	Target Date	2.69 67 221	11.90 16 201	10.50 8 167	10.05 8 86	✔️	14.95	1.06	6.67	✔️	—	✔️	0.59	✔️	3	1-Low	Low Risk
T. Rowe Price Retirement 2040 <i>percentile rank</i> <i># of funds in category</i>	TRRDY	Target Date	2.92 76 223	12.63 20 203	11.09 10 170	10.48 7 94	✔️	15.83	1.01	6.67	✔️	—	✔️	0.60	✔️	3	1-Low	Low Risk
T. Rowe Price Retirement 2045 <i>percentile rank</i> <i># of funds in category</i>	TRRKX	Target Date	3.17 78 221	13.13 16 201	11.43 9 167	10.67 4 85	✔️	16.49	1.00	6.67	✔️	—	✔️	0.62	✔️	3	1-Low	Low Risk
T. Rowe Price Retirement 2050 <i>percentile rank</i> <i># of funds in category</i>	TRRMX	Target Date	3.25 75 223	13.17 16 203	11.46 14 170	10.68 5 90	✔️	16.49	0.98	6.67	✔️	—	✔️	0.63	✔️	3	1-Low	Low Risk
T. Rowe Price Retirement 2055 <i>percentile rank</i> <i># of funds in category</i>	TRRNX	Target Date	3.21 77 221	13.12 23 201	11.41 16 165	10.66 8 70	✔️	16.52	0.98	6.67	✔️	—	✔️	0.64	✔️	3	1-Low	Low Risk
T. Rowe Price Retirement 2060 <i>percentile rank</i> <i># of funds in category</i>	TRRLX	Target Date	3.21 78 220	13.13 27 189	11.43 16 142	— — 1	✔️	16.54	1.48	6.67	✔️	—	✔️	0.64	✔️	3	1-Low	Low Risk

©2022 Morningstar Investment Management LLC. All Rights Reserved. Morningstar Investment Management LLC is a registered investment adviser and subsidiary of Morningstar, Inc. The services are either performed by Morningstar Investment Management or an affiliate. The data shown represents past performance which is no guarantee of future performance. The Morningstar name and logo are registered marks of Morningstar, Inc. This report is not complete without the accompanying disclosure. Please visit https://fiduciaryservices.morningstar.com/Disclosures/Fiduciary_Services_Report_Disclosure.pdf to view these disclosures.






ZEIS GROUP INC 401K PROFIT SHARING






Screens Summary (Data as of 03-31-2022)

 Fund Removed from Approved List

 Fund on Watch List

Name	Ticker	Asset Class	Trailing Performance and Risk							Management			Style		Expense		ESG Metrics		
			1 Yr	3 Yr	5 Yr	10 Yr	Pass/ Fail	Std Dev 3 Yr %	Beta 3 Yr %	Tenure	Pass/ Fail	Style Box	Pass/ Fail	Exp Ratio	Pass/ Fail	Sustain. Rating	Commit. Level	Carbon Risk	
																	Updated	Updated	Updated
T. Rowe Price Retirement 2065	TRSJX	Target Date	3.65	-	-	-	-	-	-	1.46		-		0.64		3	1-Low	Low Risk	
<i>percentile rank</i>			<i>67</i>	-	-	-													
<i># of funds in category</i>			<i>149</i>	<i>16</i>	-	-													

Balanced

BlackRock Global Allocation Instl	MALOX	World Allocation	-2.16	9.66	7.38	6.29		12.01	1.05	5.25				0.82		3	-	Low Risk
<i>percentile rank</i>			<i>82</i>	<i>20</i>	<i>28</i>	<i>35</i>												
<i># of funds in category</i>			<i>442</i>	<i>421</i>	<i>375</i>	<i>262</i>												