

































































TELUS AGRICULTURE US RETIREMENT

Screens Summary (Data as of 03-31-2023)

 Fund Removed from Approved List  Fund on Watch List

Name	Ticker	Asset Class	Trailing Performance and Risk				Management			Style		Expense		ESG Metrics				
			1 Yr	3 Yr	5 Yr	10 Yr	Pass/ Fail	Std Dev 3 Yr %	Beta 3 Yr %	Tenure	Pass/ Fail	Style Box	Pass/ Fail	Exp Ratio	Pass/ Fail	Sustain. Rating <i>Updated</i>	Commit. Level <i>Updated</i>	Carbon Risk <i>Updated</i>
US Stock																		
DFA US Core Equity 1 I	DFOFX	Large Blend	-6.13	20.82	10.01	11.47		19.34	0.99	11.09				0.14		2	–	Medium Risk
<i>percentile rank</i>			30	8	53	43												
<i># of funds in category</i>			1,372	1,240	1,130	835									02-28-2023	–	12-31-2022	
Vanguard 500 Index Admiral	VFIAX	Large Blend Index	-7.77	18.56	11.15	12.20		19.23	1.00	6.93				0.04		3	1-Low	Low Risk
<i>percentile rank</i>			53	31	21	11												
<i># of funds in category</i>			1,372	1,240	1,130	835									02-28-2023	02-15-2022	12-31-2022	
JPMorgan Large Cap Growth R6	JLGMX	Large Growth	-9.06	19.71	15.11	15.80		22.76	0.96	18.67				0.44		3	2-Basic	Low Risk
<i>percentile rank</i>			22	6	4	3												
<i># of funds in category</i>			1,253	1,142	1,056	813									02-28-2023	04-07-2022	12-31-2022	
Vanguard Value Index Adm	VVIAX	Large Value	-3.99	18.69	8.85	10.52		17.20	0.95	28.27				0.05		2	1-Low	Medium Risk
<i>percentile rank</i>			37	51	32	14												
<i># of funds in category</i>			1,241	1,159	1,107	825									02-28-2023	02-15-2022	12-31-2022	
Vanguard Mid-Cap Growth Index Admiral	VMGMX	Mid-Cap Growth	-11.75	16.18	9.28	10.55		23.16	1.00	10.11				0.07		3	1-Low	Medium Risk
<i>percentile rank</i>			56	37	31	47												
<i># of funds in category</i>			582	534	503	392									02-28-2023	02-15-2022	12-31-2022	
Vanguard Mid-Cap Value Index Admiral	VMVAX	Mid-Cap Value	-8.26	20.86	6.61	9.46		19.20	0.95	16.63				0.07		4	1-Low	Medium Risk
<i>percentile rank</i>			75	66	52	19												
<i># of funds in category</i>			400	386	366	268									02-28-2023	02-15-2022	12-31-2022	
Vanguard Small Cap Growth Index Admiral	VSGAX	Small Growth	-12.03	13.49	6.32	8.85		23.61	0.96	18.26				0.07		4	1-Low	Medium Risk
<i>percentile rank</i>			54	70	61	67												
<i># of funds in category</i>			608	578	540	406									02-28-2023	02-15-2022	12-31-2022	
Vanguard Small Cap Value Index Admiral	VSIAX	Small Value	-7.63	23.85	6.37	8.98		21.66	0.93	6.93				0.07		4	1-Low	Medium Risk
<i>percentile rank</i>			60	54	33	18												
<i># of funds in category</i>			482	453	430	323									02-28-2023	02-15-2022	12-31-2022	
Non-US Stock																		
Vanguard Emerging Mkts Stock Idx Adm	VEMAX	Diversified Emerging Mkts	-9.13	9.48	-0.06	2.18		17.60	0.92	14.59				0.14		2	1-Low	Medium Risk
<i>percentile rank</i>			47	42	35	41												
<i># of funds in category</i>			835	746	657	398									02-28-2023	02-15-2022	12-31-2022	
Vanguard Developed Markets Index Admiral	VTMGX	Foreign Large Blend Index	-2.91	13.85	3.42	5.24		19.22	1.09	10.11				0.07		2	1-Low	Low Risk
<i>percentile rank</i>			58	25	34	23												
<i># of funds in category</i>			749	697	630	425									02-28-2023	02-15-2022	12-31-2022	
Vanguard International Growth Adm	VWILX	Foreign Large Growth	-6.81	13.48	6.54	8.79		25.16	1.20	13.26				0.34		3	–	Low Risk
<i>percentile rank</i>			67	12	13	5												
<i># of funds in category</i>			449	404	350	235									02-28-2023	–	12-31-2022	
Vanguard International Value Inv	VTRIX	Foreign Large Value	1.16	15.30	3.19	4.96		19.28	1.02	12.85				0.38		2	–	Medium Risk
<i>percentile rank</i>			30	41	25	20												
<i># of funds in category</i>			365	334	311	195									02-28-2023	–	12-31-2022	
Vanguard Total World Stock Index Admiral	VTWAX	Global Stock	-6.97	15.92	–	–		18.31	1.01	10.11		–		0.10		2	1-Low	Low Risk
<i>percentile rank</i>			73	37	–	–												
<i># of funds in category</i>			369	335	289	182									02-28-2023	02-15-2022	12-31-2022	

TELUS AGRICULTURE US RETIREMENT

Screens Summary (Data as of 03-31-2023)

⊖ Fund Removed from Approved List ⚠ Fund on Watch List

Name	Ticker	Asset Class	Trailing Performance and Risk				Management			Style		Expense		ESG Metrics				
			1 Yr	3 Yr	5 Yr	10 Yr	Pass/ Fail	Std Dev 3 Yr %	Beta 3 Yr %	Tenure	Pass/ Fail	Style Box	Pass/ Fail	Exp Ratio	Sustain. Rating	Commit. Level	Carbon Risk	
Alternative																		
⚠ Invesco Balanced-Risk Commodity Strat R6	IBRFX	Commodities Broad Basket	-7.71	22.25	4.82	-0.65	✖	14.12	0.76	12.34	✔	—	—	1.12	✔	—	—	—
percentile rank			27	59	73	43												
# of funds in category			114	108	93	65												
Vanguard Real Estate Index Admiral	VGSLX	Real Estate	-20.10	9.83	5.82	5.79	✔	20.41	1.00	26.90	✔	—	✔	0.12	✔	3	1-Low	Low Risk
percentile rank			54	64	45	43												
# of funds in category			261	237	213	156										02-28-2023	02-15-2022	12-31-2022
Fixed Income																		
Baird Core Plus Bond Inst	BCOIX	Core Plus Bond	-4.34	-1.13	1.44	2.00	✔	6.56	1.03	22.52	✔	—	—	0.30	✔	3	1-Low	—
percentile rank			16	48	17	17												
# of funds in category			615	556	510	367										02-28-2023	02-15-2022	—
PIMCO International Bond (USD-Hdg) Instl	PFORX	Global Bond	-3.68	-0.44	1.02	2.74	✔	4.61	0.62	8.52	✔	—	—	0.51	✔	3	—	—
percentile rank			19	20	10	1												
# of funds in category			130	113	99	59										02-28-2023	—	—
Vanguard High-Yield Corporate Adm	VWEAX	High Yield Bond	-1.95	4.74	3.25	3.89	✔	8.64	0.94	15.13	✔	—	—	0.13	✔	—	—	—
percentile rank			23	71	20	18												
# of funds in category			689	622	580	415												
Vanguard Inflation-Protected Secs Adm	VAIPX	Inflation-Protected Bond	-6.22	1.67	2.85	1.39	✔	7.02	0.99	1.39	✖	—	—	0.10	✔	3	—	—
percentile rank			63	65	39	32												
# of funds in category			215	202	195	137										02-28-2023	—	—
Baird Aggregate Bond Inst	BAGIX	Intermediate-Term Bond	-4.67	-1.98	1.16	1.75	✔	6.54	1.04	22.52	✔	☒	—	0.30	✔	3	1-Low	—
percentile rank			29	34	20	9												
# of funds in category			465	418	382	286										02-28-2023	02-15-2022	—
Lincoln Stable Value Account -LNGPA		Stable Value	—	—	—	—	—	—	—	39.94	✔	—	—	—	—	—	—	—
percentile rank			—	—	—	—												
# of funds in category			—	—	—	—												
Federated Hermes Govt Ultrashort R6	FGULX	Ultrashort Bond	2.12	1.01	1.38	—	✔	0.64	0.05	25.74	✔	—	—	0.24	✔	—	—	—
percentile rank			48	72	63	—												
# of funds in category			237	216	180	106												
Balanced																		
Vanguard LifeStrategy Cnsvr Gr Inv	VSCGX	Target Risk	-5.55	4.62	3.55	4.59	✔	10.13	1.02	1.09	✖	—	✔	0.12	✔	3	1-Low	—
percentile rank			50	80	38	24												
# of funds in category			479	441	417	302										02-28-2023	02-15-2022	—
Vanguard LifeStrategy Growth Inv	VASGX	Target Risk	-6.60	12.16	6.03	7.54	✔	15.48	1.02	1.09	✖	—	✔	0.14	✔	3	1-Low	Low Risk
percentile rank			48	56	35	27												
# of funds in category			333	297	282	224										02-28-2023	02-15-2022	12-31-2022
Vanguard LifeStrategy Income Inv	VASIX	Target Risk	-5.11	0.89	2.17	3.00	✔	7.72	1.00	1.09	✖	—	✔	0.11	✔	3	1-Low	—
percentile rank			63	84	54	41												
# of funds in category			145	132	130	93										02-28-2023	02-15-2022	—

TELUS AGRICULTURE US RETIREMENT

Screens Summary (Data as of 03-31-2023)

⊖ Fund Removed from Approved List
 ! Fund on Watch List

Name	Ticker	Asset Class	Trailing Performance and Risk				Management			Style		Expense		ESG Metrics					
			1 Yr	3 Yr	5 Yr	10 Yr	Pass/ Fail	Std Dev 3 Yr %	Beta 3 Yr %	Tenure	Pass/ Fail	Style Box	Pass/ Fail	Exp Ratio	Pass/ Fail	Sustain. Rating	Commit. Level	Carbon Risk	
																	<i>Updated</i>	<i>Updated</i>	<i>Updated</i>
Vanguard LifeStrategy Moderate Gr Inv	VSMGX	Target Risk	-6.05	8.35	4.82	6.09	✔	12.76	0.99	1.09	✖	—	✔	0.13	✔	3	1-Low	Low Risk	
<i>percentile rank</i>			<i>40</i>	<i>82</i>	<i>57</i>	<i>49</i>													
<i># of funds in category</i>			<i>750</i>	<i>683</i>	<i>656</i>	<i>485</i>													
															02-28-2023	02-15-2022	12-31-2022		