

ALKAL INC 401K PLAN

Screens Summary (Data as of 03-31-2023)

🔴 Fund Removed from Approved List 🟡 Fund on Watch List

Name	Ticker	Asset Class	Trailing Performance and Risk				Management			Style		Expense		ESG Metrics				
			1 Yr	3 Yr	5 Yr	10 Yr	Pass/ Fail	Std Dev 3 Yr %	Beta 3 Yr %	Tenure	Pass/ Fail	Style Box	Pass/ Fail	Exp Ratio	Sustain. Rating	Commit. Level	Carbon Risk	
US Stock																		
American Funds Invmt Co of Amer R6	RICGX	Large Blend	-5.43	17.06	9.02	10.97	✔️	17.73	0.91	31.10	✔️	🇺🇸	✔️	0.27	✔️	1	–	Low Risk
<i>percentile rank</i>			24	71	71	57												
<i># of funds in category</i>			1,372	1,240	1,130	835									02-28-2023	–	12-31-2022	
Vanguard 500 Index Admiral	VFIAX	Large Blend Index	-7.77	18.56	11.15	12.20	✔️	19.23	1.00	6.93	✔️	🇺🇸	✔️	0.04	✔️	3	1-Low	Low Risk
<i>percentile rank</i>			53	31	21	11												
<i># of funds in category</i>			1,372	1,240	1,130	835									02-28-2023	02-15-2022	12-31-2022	
American Funds Growth Fund of Amer R6	RGAGX	Large Growth	-13.47	14.64	9.24	12.19	✔️	22.06	0.93	29.43	✔️	🇺🇸	✔️	0.30	✔️	1	1-Low	Low Risk
<i>percentile rank</i>			63	58	70	50												
<i># of funds in category</i>			1,253	1,142	1,056	813									02-28-2023	04-07-2022	12-31-2022	
American Funds Washington Mutual R6	RWMGX	Large Value	-5.32	18.12	9.96	11.34	✔️	16.80	0.83	25.76	✔️	🇺🇸	✖️	0.26	✔️	2	1-Low	Low Risk
<i>percentile rank</i>			23	49	55	47												
<i># of funds in category</i>			1,372	1,240	1,130	835									02-28-2023	02-15-2022	12-31-2022	
Vanguard Mid-Cap Growth Index Admiral	VMGMX	Mid-Cap Growth	-11.75	16.18	9.28	10.55	✔️	23.16	1.00	10.11	✔️	🇺🇸	✔️	0.07	✔️	3	1-Low	Medium Risk
<i>percentile rank</i>			56	37	31	47												
<i># of funds in category</i>			582	534	503	392									02-28-2023	02-15-2022	12-31-2022	
Vanguard Mid-Cap Value Index Admiral	VMVAX	Mid-Cap Value	-8.26	20.86	6.61	9.46	✔️	19.20	0.95	16.63	✔️	🇺🇸	✔️	0.07	✔️	4	1-Low	Medium Risk
<i>percentile rank</i>			75	66	52	19												
<i># of funds in category</i>			400	386	366	268									02-28-2023	02-15-2022	12-31-2022	
Vanguard Small Cap Growth Index Admiral	VSGAX	Small Growth	-12.03	13.49	6.32	8.85	✔️	23.61	0.96	18.26	✔️	🇺🇸	✖️	0.07	✔️	4	1-Low	Medium Risk
<i>percentile rank</i>			54	70	61	67												
<i># of funds in category</i>			608	578	540	406									02-28-2023	02-15-2022	12-31-2022	
Vanguard Small Cap Value Index Admiral	VSIAX	Small Value	-7.63	23.85	6.37	8.98	✔️	21.66	0.93	6.93	✔️	🇺🇸	✔️	0.07	✔️	4	1-Low	Medium Risk
<i>percentile rank</i>			60	54	33	18												
<i># of funds in category</i>			482	453	430	323									02-28-2023	02-15-2022	12-31-2022	
Non-US Stock																		
Vanguard Emerging Mkts Stock Idx Adm	VEMAX	Diversified Emerging Mkts	-9.13	9.48	-0.06	2.18	✔️	17.60	0.92	14.59	✔️	🇺🇸	✔️	0.14	✔️	2	1-Low	Medium Risk
<i>percentile rank</i>			47	42	35	41												
<i># of funds in category</i>			835	746	657	398									02-28-2023	02-15-2022	12-31-2022	
American Funds Europacific Growth R6	REERG	Foreign Large Growth	-3.26	12.13	3.25	5.99	✔️	19.88	1.04	21.84	✔️	🇺🇸	✔️	0.46	✔️	2	1-Low	Medium Risk
<i>percentile rank</i>			28	31	59	36												
<i># of funds in category</i>			449	404	350	235									02-28-2023	02-15-2022	12-31-2022	
Vanguard International Growth Adm	VWILX	Foreign Large Growth	-6.81	13.48	6.54	8.79	✔️	25.16	1.20	13.26	✔️	🇺🇸	✔️	0.34	✔️	3	–	Low Risk
<i>percentile rank</i>			67	12	13	5												
<i># of funds in category</i>			449	404	350	235									02-28-2023	–	12-31-2022	
Vanguard International Value Inv	VTRIX	Foreign Large Value	1.16	15.30	3.19	4.96	✔️	19.28	1.02	12.85	✔️	🇺🇸	✖️	0.38	✔️	2	–	Medium Risk
<i>percentile rank</i>			30	41	25	20												
<i># of funds in category</i>			365	334	311	195									02-28-2023	–	12-31-2022	
Vanguard Total World Stock Index Admiral	VTWAX	Global Stock	-6.97	15.92	–	–	✔️	18.31	1.01	10.11	✔️	—	✔️	0.10	✔️	2	1-Low	Low Risk
<i>percentile rank</i>			73	37	–	–												
<i># of funds in category</i>			369	335	289	182									02-28-2023	02-15-2022	12-31-2022	

©2023 Morningstar Investment Management LLC. All Rights Reserved. Morningstar Investment Management LLC is a registered investment adviser and subsidiary of Morningstar, Inc. The services are either performed by Morningstar Investment Management or an affiliate. The data shown represents past performance which is no guarantee of future performance. The Morningstar name and logo are registered marks of Morningstar, Inc. This report is not complete without the accompanying disclosure. Please visit https://fiduciaryservices.morningstar.com/Disclosures/Fiduciary_Services_Report_Disclosure.pdf to view these disclosures.



ALKAL INC 401K PLAN

Screens Summary (Data as of 03-31-2023)

🔴 Fund Removed from Approved List ⚠️ Fund on Watch List





Name	Ticker	Asset Class	Trailing Performance and Risk				Management			Style		Expense		ESG Metrics				
			1 Yr	3 Yr	5 Yr	10 Yr	Pass/ Fail	Std Dev 3 Yr %	Beta 3 Yr %	Tenure	Pass/ Fail	Style Box	Pass/ Fail	Exp Ratio	Sustain. Rating	Commit. Level	Carbon Risk	
Alternative																		
PIMCO Commodity Real Ret Strat Instl	PCRIX	Commodities Broad Basket	-14.75	25.82	6.73	-1.64	✔️	18.26	1.12	4.41	✔️	—	—	0.76	✔️	3	—	—
<i>percentile rank</i>			86	33	31	67												
<i># of funds in category</i>			114	108	93	65									12-31-2022	—	—	
Vanguard Real Estate Index Admiral	VGSLX	Real Estate	-20.10	9.83	5.82	5.79	✔️	20.41	1.00	26.90	✔️	—	✔️	0.12	✔️	3	1-Low	Low Risk
<i>percentile rank</i>			54	64	45	43												
<i># of funds in category</i>			261	237	213	156									02-28-2023	02-15-2022	12-31-2022	
Fixed Income																		
PGIM Global Total Return R6	PGTQX	Global Bond	-10.03	-3.47	-1.92	0.91	✔️	10.76	1.04	20.51	✔️	—	—	0.53	✔️	1	—	—
<i>percentile rank</i>			78	79	51	14												
<i># of funds in category</i>			204	197	174	140									09-30-2022	—	—	
Vanguard High-Yield Corporate Adm	VWEAX	High Yield Bond	-1.95	4.74	3.25	3.89	✔️	8.64	0.94	15.13	✔️	—	—	0.13	✔️	—	—	—
<i>percentile rank</i>			23	71	20	18												
<i># of funds in category</i>			689	622	580	415												
Vanguard Inflation-Protected Secs Adm	VAIPX	Inflation-Protected Bond	-6.22	1.67	2.85	1.39	✔️	7.02	0.99	1.39	✖️	—	—	0.10	✔️	3	—	—
<i>percentile rank</i>			63	65	39	32												
<i># of funds in category</i>			215	202	195	137									02-28-2023	—	—	
Baird Aggregate Bond Inst	BAGIX	Intermediate-Term Bond	-4.67	-1.98	1.16	1.75	✔️	6.54	1.04	22.52	✔️	📊	—	0.30	✔️	3	1-Low	—
<i>percentile rank</i>			29	34	20	9												
<i># of funds in category</i>			465	418	382	286									02-28-2023	02-15-2022	—	
PIMCO Income Instl	PIMIX	Multisector Bond	-1.30	3.59	2.26	3.98	✔️	6.04	0.86	16.01	✔️	—	—	0.51	✔️	—	—	—
<i>percentile rank</i>			17	41	22	1												
<i># of funds in category</i>			346	292	255	158												
Lincoln Stable Value Account -LNGPA		Stable Value	—	—	—	—	—	—	—	39.94	✔️	—	—	—	—	—	—	—
<i>percentile rank</i>			—	—	—	—												
<i># of funds in category</i>			—	—	—	—												
Vanguard Ultra-Short-Term Bond Admiral	VUSFX	Ultrashort Bond	1.93	1.20	1.68	—	✔️	1.00	0.12	4.97	✔️	—	—	0.10	✔️	3	—	—
<i>percentile rank</i>			61	64	24	—												
<i># of funds in category</i>			237	216	180	106									02-28-2023	—	—	
Balanced																		
Vanguard LifeStrategy Cnsvr Gr Inv	VSCGX	Target Risk	-5.55	4.62	3.55	4.59	✔️	10.13	1.02	1.09	✖️	—	✔️	0.12	✔️	3	1-Low	—
<i>percentile rank</i>			50	80	38	24												
<i># of funds in category</i>			479	441	417	302									02-28-2023	02-15-2022	—	
Vanguard LifeStrategy Growth Inv	VASGX	Target Risk	-6.60	12.16	6.03	7.54	✔️	15.48	1.02	1.09	✖️	—	✔️	0.14	✔️	3	1-Low	Low Risk
<i>percentile rank</i>			48	56	35	27												
<i># of funds in category</i>			333	297	282	224									02-28-2023	02-15-2022	12-31-2022	
Vanguard LifeStrategy Income Inv	VASIX	Target Risk	-5.11	0.89	2.17	3.00	✔️	7.72	1.00	1.09	✖️	—	✔️	0.11	✔️	3	1-Low	—
<i>percentile rank</i>			63	84	54	41												
<i># of funds in category</i>			145	132	130	93									02-28-2023	02-15-2022	—	

ALKAL INC 401K PLAN

Screens Summary (Data as of 03-31-2023)

 Fund Removed from Approved List

 Fund on Watch List

Name	Ticker	Asset Class	Trailing Performance and Risk				Management			Style		Expense		ESG Metrics				
			1 Yr	3 Yr	5 Yr	10 Yr	Pass/ Fail	Std Dev 3 Yr %	Beta 3 Yr %	Tenure	Pass/ Fail	Style Box	Pass/ Fail	Exp Ratio	Pass/ Fail	Sustain. Rating	Commit. Level	Carbon Risk
															Updated	Updated	Updated	
Vanguard LifeStrategy Moderate Gr Inv	VSMGX	Target Risk	-6.05	8.35	4.82	6.09		12.76	0.99	1.09		—		0.13		3	1-Low	Low Risk
<i>percentile rank</i>			<i>40</i>	<i>82</i>	<i>57</i>	<i>49</i>												
<i># of funds in category</i>			<i>750</i>	<i>683</i>	<i>656</i>	<i>485</i>												
															02-28-2023	02-15-2022	12-31-2022	