

# DONALA WATER AND SANITATION

## Screens Summary (Data as of 03-31-2023)

🚫 Fund Removed from Approved List    ⚠️ Fund on Watch List

Name	Ticker	Asset Class	Trailing Performance and Risk				Management			Style		Expense		ESG Metrics				
			1 Yr	3 Yr	5 Yr	10 Yr	Pass/ Fail	Std Dev 3 Yr %	Beta 3 Yr %	Tenure	Pass/ Fail	Style Box	Pass/ Fail	Exp Ratio	Pass/ Fail	Sustain. Rating	Commit. Level	Carbon Risk
<b>US Stock</b>																		
Vanguard 500 Index Admiral	VFIAX	Large Blend Index	-7.77	18.56	11.15	12.20	✔️	19.23	1.00	6.93	✔️	🇺🇸	✔️	0.04	✔️	3	1-Low	Low Risk
<i>percentile rank</i>			53	31	21	11												
<i># of funds in category</i>			1,372	1,240	1,130	835									02-28-2023	02-15-2022	12-31-2022	
MFS Growth R6	MFEKX	Large Growth	-12.94	12.14	10.85	13.19	✔️	21.89	0.94	21.01	✔️	🇺🇸	✔️	0.50	✔️	4	2-Basic	Low Risk
<i>percentile rank</i>			59	80	43	29												
<i># of funds in category</i>			1,253	1,142	1,056	813									02-28-2023	02-15-2022	12-31-2022	
Invesco Diversified Dividend R6	LCEFX	Large Value	-4.03	16.02	7.37	8.50	✔️	15.45	0.84	7.10	✔️	🇺🇸	✔️	0.46	✔️	2	-	Medium Risk
<i>percentile rank</i>			38	82	62	73												
<i># of funds in category</i>			1,241	1,159	1,107	825									02-28-2023	-	12-31-2022	
Vanguard Mid Cap Index Admiral	VIMAX	Mid-Cap Blend	-9.86	18.73	8.13	10.17	✔️	20.35	0.99	24.88	✔️	🇺🇸	✔️	0.05	✔️	4	1-Low	Medium Risk
<i>percentile rank</i>			81	66	28	16												
<i># of funds in category</i>			413	375	351	226									02-28-2023	02-15-2022	12-31-2022	
PGIM Jennison Small Company R6	PJSQX	Small Growth	-9.89	29.34	9.23	10.47	✔️	21.83	0.85	9.35	✔️	🇺🇸	✖️	0.71	✔️	3	-	Medium Risk
<i>percentile rank</i>			35	3	17	25												
<i># of funds in category</i>			608	578	540	406									02-28-2023	-	12-31-2022	
DFA US Small Cap Value I	DFS VX	Small Value	-3.50	31.25	7.19	8.54	✔️	23.44	1.00	11.09	✔️	🇺🇸	✔️	0.30	✔️	2	-	Medium Risk
<i>percentile rank</i>			23	19	23	27												
<i># of funds in category</i>			482	453	430	323									02-28-2023	-	12-31-2022	
<b>Non-US Stock</b>																		
American Funds New World R6	RNWXG	Diversified Emerging Mkts	-6.90	12.18	4.10	5.50	✔️	18.28	0.86	23.80	✔️	🇺🇸	✔️	0.57	✔️	3	1-Low	Medium Risk
<i>percentile rank</i>			24	22	3	1												
<i># of funds in category</i>			835	746	657	398									02-28-2023	02-15-2022	12-31-2022	
American Funds Intl Gr and Inc R6	RIGGX	Foreign Large Blend	0.14	13.55	3.38	4.77	✔️	18.68	1.05	14.50	✔️	🇺🇸	✔️	0.54	✔️	2	1-Low	Low Risk
<i>percentile rank</i>			18	30	36	45												
<i># of funds in category</i>			749	697	630	425									02-28-2023	02-15-2022	12-31-2022	
Vanguard Developed Markets Index Admiral	VTMGX	Foreign Large Blend Index	-2.91	13.85	3.42	5.24	✔️	19.22	1.09	10.11	✔️	🇺🇸	✔️	0.07	✔️	2	1-Low	Low Risk
<i>percentile rank</i>			58	25	34	23												
<i># of funds in category</i>			749	697	630	425									02-28-2023	02-15-2022	12-31-2022	
<b>Alternative</b>																		
Vanguard Real Estate Index Admiral	VGS LX	Real Estate	-20.10	9.83	5.82	5.79	✔️	20.41	1.00	26.90	✔️	—	✔️	0.12	✔️	3	1-Low	Low Risk
<i>percentile rank</i>			54	64	45	43												
<i># of funds in category</i>			261	237	213	156									02-28-2023	02-15-2022	12-31-2022	
<b>Fixed Income</b>																		
Vanguard Inflation-Protected Secs Adm	VAIPX	Inflation-Protected Bond	-6.22	1.67	2.85	1.39	✔️	7.02	0.99	1.39	✖️	—	—	0.10	✔️	3	-	-
<i>percentile rank</i>			63	65	39	32												
<i># of funds in category</i>			215	202	195	137									02-28-2023	-	-	

# DONALA WATER AND SANITATION

## Screens Summary (Data as of 03-31-2023)

🔴 Fund Removed from Approved List    ⚠️ Fund on Watch List

Name	Ticker	Asset Class	Trailing Performance and Risk				Management			Style		Expense		ESG Metrics				
			1 Yr	3 Yr	5 Yr	10 Yr	Pass/ Fail	Std Dev 3 Yr %	Beta 3 Yr %	Tenure	Pass/ Fail	Style Box	Pass/ Fail	Exp Ratio	Sustain. Rating	Commit. Level	Carbon Risk	
Baird Aggregate Bond Inst	BAGIX	Intermediate-Term Bond	-4.67	-1.98	1.16	1.75	✔️	6.54	1.04	22.52	✔️	📦	—	0.30	✔️	3	1-Low	—
<i>percentile rank</i>			29	34	20	9												
<i># of funds in category</i>			465	418	382	286									02-28-2023	02-15-2022	—	
PIMCO Income Instl	PIMIX	Multisector Bond	-1.30	3.59	2.26	3.98	✔️	6.04	0.86	16.01	✔️	—	—	0.51	✔️	—	—	—
<i>percentile rank</i>			17	41	22	1												
<i># of funds in category</i>			346	292	255	158												
Lincoln Stable Value Account -LNGPA		Stable Value	—	—	—	—	—	—	—	39.94	✔️	—	—	—	—	—	—	
<i>percentile rank</i>			—	—	—	—												
<i># of funds in category</i>			—	—	—	—												
Federated Hermes Govt Ultrashort R6	FGULX	Ultrashort Bond	2.12	1.01	1.38	—	✔️	0.64	0.05	25.74	✔️	—	—	0.24	✔️	—	—	—
<i>percentile rank</i>			48	72	63	—												
<i># of funds in category</i>			237	216	180	106												

Target Date																		
Vanguard Target Retirement 2020 Fund	VTWNX	Target Date	-5.26	6.90	4.30	5.77	✔️	10.66	0.89	10.11	✔️	—	✔️	0.08	✔️	3	1-Low	—
<i>percentile rank</i>			29	53	42	25												
<i># of funds in category</i>			146	135	121	56									02-28-2023	02-15-2022	—	
Vanguard Target Retirement 2025 Fund	VTTVX	Target Date	-5.91	8.31	4.77	6.35	✔️	12.34	0.95	10.11	✔️	—	✔️	0.08	✔️	3	1-Low	Low Risk
<i>percentile rank</i>			45	39	37	18												
<i># of funds in category</i>			215	190	170	103									02-28-2023	02-15-2022	12-31-2022	
Vanguard Target Retirement 2030 Fund	VTHRX	Target Date	-6.22	9.67	5.21	6.89	✔️	13.51	0.96	10.11	✔️	—	✔️	0.08	✔️	3	1-Low	Low Risk
<i>percentile rank</i>			40	50	40	26												
<i># of funds in category</i>			217	190	170	97									02-28-2023	02-15-2022	12-31-2022	
Vanguard Target Retirement 2035 Fund	VTTX	Target Date	-6.36	11.12	5.68	7.43	✔️	14.54	0.95	10.11	✔️	—	✔️	0.08	✔️	3	1-Low	Low Risk
<i>percentile rank</i>			35	57	45	31												
<i># of funds in category</i>			208	183	167	100									02-28-2023	02-15-2022	12-31-2022	
Vanguard Target Retirement 2040 Fund	VFORX	Target Date	-6.53	12.58	6.12	7.91	✔️	15.57	0.96	10.11	✔️	—	✔️	0.08	✔️	3	1-Low	Low Risk
<i>percentile rank</i>			33	64	40	25												
<i># of funds in category</i>			212	184	170	97									02-28-2023	02-15-2022	12-31-2022	
Vanguard Target Retirement 2045 Fund	VTIVX	Target Date	-6.70	14.06	6.59	8.22	✔️	16.65	0.98	10.11	✔️	—	✔️	0.08	✔️	3	1-Low	Low Risk
<i>percentile rank</i>			36	46	32	18												
<i># of funds in category</i>			208	183	167	100									02-28-2023	02-15-2022	12-31-2022	
Vanguard Target Retirement 2050 Fund	VVIFX	Target Date	-6.71	14.17	6.66	8.26	✔️	16.89	0.98	10.11	✔️	—	✔️	0.08	✔️	3	1-Low	Low Risk
<i>percentile rank</i>			34	49	34	20												
<i># of funds in category</i>			209	184	170	97									02-28-2023	02-15-2022	12-31-2022	
Vanguard Target Retirement 2055 Fund	VFFVX	Target Date	-6.67	14.17	6.66	8.24	✔️	16.88	0.98	10.11	✔️	—	✔️	0.08	✔️	3	1-Low	Low Risk
<i>percentile rank</i>			32	60	37	27												
<i># of funds in category</i>			208	183	167	82									02-28-2023	02-15-2022	12-31-2022	
Vanguard Target Retirement 2060 Fund	VVTSX	Target Date	-6.67	14.16	6.65	8.24	✔️	16.86	1.31	10.11	✔️	—	✔️	0.08	✔️	3	1-Low	Low Risk
<i>percentile rank</i>			34	64	38	1												
<i># of funds in category</i>			208	178	157	8									02-28-2023	02-15-2022	12-31-2022	
Vanguard Target Retirement 2065 Fund	VLVX	Target Date	-6.64	14.17	6.64	—	✖️	16.86	1.31	5.72	✔️	—	✔️	0.08	✔️	3	1-Low	Low Risk
<i>percentile rank</i>			24	70	50	—												
<i># of funds in category</i>			158	66	10	—									02-28-2023	02-15-2022	12-31-2022	








©2023 Morningstar Investment Management LLC. All Rights Reserved. Morningstar Investment Management LLC is a registered investment adviser and subsidiary of Morningstar, Inc. The services are either performed by Morningstar Investment Management or an affiliate. The data shown represents past performance which is no guarantee of future performance. The Morningstar name and logo are registered marks of Morningstar, Inc. This report is not complete without the accompanying disclosure. Please visit [https://fiduciaryservices.morningstar.com/Disclosures/Fiduciary\\_Services\\_Report\\_Disclosure.pdf](https://fiduciaryservices.morningstar.com/Disclosures/Fiduciary_Services_Report_Disclosure.pdf) to view these disclosures.







**DONALA WATER AND SANITATION**

## Screens Summary (Data as of 03-31-2023)

 Fund Removed from Approved List
  Fund on Watch List

Name	Ticker	Asset Class	Trailing Performance and Risk				Management			Style		Expense		ESG Metrics				
			1 Yr	3 Yr	5 Yr	10 Yr	Pass/ Fail	Std Dev 3 Yr %	Beta 3 Yr %	Tenure	Pass/ Fail	Style Box	Pass/ Fail	Exp Ratio	Pass/ Fail	Sustain. Rating	Commit. Level	Carbon Risk
															Updated	Updated	Updated	
Vanguard Target Retirement 2070 Fund	VSVNX	Target Date	-	-	-	-	—	-	-	0.76		—		0.08		3	-	Low Risk
<i>percentile rank</i>			-	-	-	-												
<i># of funds in category</i>			158	66	10	-										02-28-2023	-	12-31-2022
Vanguard Target Retirement Income Fund	VTINX	Target Date	-4.50	3.83	3.26	3.79		8.42	0.90	10.11		—		0.08		3	1-Low	-
<i>percentile rank</i>			39	53	35	39												
<i># of funds in category</i>			157	140	123	82										02-28-2023	02-15-2022	-

**Balanced**

American Funds American Balanced R6	RLBGX	Moderate Allocation	-5.57	9.83	6.69	8.17		12.44	0.96	24.26		—		0.25		2	1-Low	Low Risk
<i>percentile rank</i>			28	49	22	6												
<i># of funds in category</i>			750	683	656	485										02-28-2023	02-15-2022	12-31-2022