

# MERCHANT ESOLUTIONS INC 401K

## Screens Summary (Data as of 03-31-2023)

🔴 Fund Removed from Approved List    🟡 Fund on Watch List

| Name                                    | Ticker | Asset Class               | Trailing Performance and Risk |       |       |       | Management |                |             | Style  |            | Expense   |            | ESG Metrics |                 |               |             |             |
|---|--------|---------------------------|-------------------------------|-------|-------|-------|------------|----------------|-------------|--------|------------|-----------|------------|-------------|-----------------|---------------|-------------|-------------|
|   |        |                           | 1 Yr                          | 3 Yr  | 5 Yr  | 10 Yr | Pass/ Fail | Std Dev 3 Yr % | Beta 3 Yr % | Tenure | Pass/ Fail | Style Box | Pass/ Fail | Exp Ratio   | Sustain. Rating | Commit. Level | Carbon Risk |             |
|   |        |                           |                               |       |       |       |            |                |             |        |            |           |            |             |                 |               |             |             |
|   |        |                           |                               |       |       |       |            |                |             |        |            |           |            |             |                 |               |             |             |
| <b>US Stock</b>                         |        |                           |                               |       |       |       |            |                |             |        |            |           |            |             |                 |               |             |             |
| JPMorgan US Equity R6                   | JUEMX  | Large Blend               | -8.42                         | 19.84 | 12.42 | 13.00 | ✔️         | 19.68          | 1.02        | 8.62   | ✔️         | 🇺🇸        | ✔️         | 0.44        | ✔️              | 3             | 2-Basic     | Low Risk    |
| <i>percentile rank</i>                  |        |                           | 66                            | 14    | 3     | 2     |            |                |             |        |            |           |            |             |                 |               |             |             |
| <i># of funds in category</i>           |        |                           | 1,372                         | 1,240 | 1,130 | 835   |            |                |             |        |            |           |            |             |                 |               |             |             |
| <hr/>                                   |        |                           |                               |       |       |       |            |                |             |        |            |           |            |             |                 |               |             |             |
| Vanguard 500 Index Admiral              | VFIAX  | Large Blend Index         | -7.77                         | 18.56 | 11.15 | 12.20 | ✔️         | 19.23          | 1.00        | 6.93   | ✔️         | 🇺🇸        | ✔️         | 0.04        | ✔️              | 3             | 1-Low       | Low Risk    |
| <i>percentile rank</i>                  |        |                           | 53                            | 31    | 21    | 11    |            |                |             |        |            |           |            |             |                 |               |             |             |
| <i># of funds in category</i>           |        |                           | 1,372                         | 1,240 | 1,130 | 835   |            |                |             |        |            |           |            |             |                 |               |             |             |
| <hr/>                                   |        |                           |                               |       |       |       |            |                |             |        |            |           |            |             |                 |               |             |             |
| JPMorgan Large Cap Growth R6            | JLGMX  | Large Growth              | -9.06                         | 19.71 | 15.11 | 15.80 | ✔️         | 22.76          | 0.96        | 18.67  | ✔️         | 🇺🇸        | ✔️         | 0.44        | ✔️              | 3             | 2-Basic     | Low Risk    |
| <i>percentile rank</i>                  |        |                           | 22                            | 6     | 4     | 3     |            |                |             |        |            |           |            |             |                 |               |             |             |
| <i># of funds in category</i>           |        |                           | 1,253                         | 1,142 | 1,056 | 813   |            |                |             |        |            |           |            |             |                 |               |             |             |
| <hr/>                                   |        |                           |                               |       |       |       |            |                |             |        |            |           |            |             |                 |               |             |             |
| American Funds Washington Mutual R6     | RWMGX  | Large Value               | -5.32                         | 18.12 | 9.96  | 11.34 | ✔️         | 16.80          | 0.83        | 25.76  | ✔️         | 🇺🇸        | ✖️         | 0.26        | ✔️              | 2             | 1-Low       | Low Risk    |
| <i>percentile rank</i>                  |        |                           | 23                            | 49    | 55    | 47    |            |                |             |        |            |           |            |             |                 |               |             |             |
| <i># of funds in category</i>           |        |                           | 1,372                         | 1,240 | 1,130 | 835   |            |                |             |        |            |           |            |             |                 |               |             |             |
| <hr/>                                   |        |                           |                               |       |       |       |            |                |             |        |            |           |            |             |                 |               |             |             |
| MFS Mid Cap Growth R6                   | OTCKX  | Mid-Cap Growth            | -8.69                         | 12.50 | 9.62  | 11.98 | ✔️         | 21.60          | 0.91        | 14.37  | ✔️         | 🇺🇸        | ✔️         | 0.66        | ✔️              | 5             | 2-Basic     | Low Risk    |
| <i>percentile rank</i>                  |        |                           | 31                            | 76    | 24    | 13    |            |                |             |        |            |           |            |             |                 |               |             |             |
| <i># of funds in category</i>           |        |                           | 582                           | 534   | 503   | 392   |            |                |             |        |            |           |            |             |                 |               |             |             |
| <hr/>                                   |        |                           |                               |       |       |       |            |                |             |        |            |           |            |             |                 |               |             |             |
| Vanguard Mid-Cap Value Index Admiral    | VMVAX  | Mid-Cap Value             | -8.26                         | 20.86 | 6.61  | 9.46  | ✔️         | 19.20          | 0.95        | 16.63  | ✔️         | 🇺🇸        | ✔️         | 0.07        | ✔️              | 4             | 1-Low       | Medium Risk |
| <i>percentile rank</i>                  |        |                           | 75                            | 66    | 52    | 19    |            |                |             |        |            |           |            |             |                 |               |             |             |
| <i># of funds in category</i>           |        |                           | 400                           | 386   | 366   | 268   |            |                |             |        |            |           |            |             |                 |               |             |             |
| <hr/>                                   |        |                           |                               |       |       |       |            |                |             |        |            |           |            |             |                 |               |             |             |
| Vanguard Small Cap Growth Index Admiral | VSGAX  | Small Growth              | -12.03                        | 13.49 | 6.32  | 8.85  | ✔️         | 23.61          | 0.96        | 18.26  | ✔️         | 🇺🇸        | ✖️         | 0.07        | ✔️              | 4             | 1-Low       | Medium Risk |
| <i>percentile rank</i>                  |        |                           | 54                            | 70    | 61    | 67    |            |                |             |        |            |           |            |             |                 |               |             |             |
| <i># of funds in category</i>           |        |                           | 608                           | 578   | 540   | 406   |            |                |             |        |            |           |            |             |                 |               |             |             |
| <hr/>                                   |        |                           |                               |       |       |       |            |                |             |        |            |           |            |             |                 |               |             |             |
| Vanguard Small Cap Value Index Admiral  | VSIAX  | Small Value               | -7.63                         | 23.85 | 6.37  | 8.98  | ✔️         | 21.66          | 0.93        | 6.93   | ✔️         | 🇺🇸        | ✔️         | 0.07        | ✔️              | 4             | 1-Low       | Medium Risk |
| <i>percentile rank</i>                  |        |                           | 60                            | 54    | 33    | 18    |            |                |             |        |            |           |            |             |                 |               |             |             |
| <i># of funds in category</i>           |        |                           | 482                           | 453   | 430   | 323   |            |                |             |        |            |           |            |             |                 |               |             |             |
| <hr/>                                   |        |                           |                               |       |       |       |            |                |             |        |            |           |            |             |                 |               |             |             |
| <b>Non-US Stock</b>                     |        |                           |                               |       |       |       |            |                |             |        |            |           |            |             |                 |               |             |             |
| American Funds New World R6             | RNWXG  | Diversified Emerging Mkts | -6.90                         | 12.18 | 4.10  | 5.50  | ✔️         | 18.28          | 0.86        | 23.80  | ✔️         | 🇺🇸        | ✔️         | 0.57        | ✔️              | 3             | 1-Low       | Medium Risk |
| <i>percentile rank</i>                  |        |                           | 24                            | 22    | 3     | 1     |            |                |             |        |            |           |            |             |                 |               |             |             |
| <i># of funds in category</i>           |        |                           | 835                           | 746   | 657   | 398   |            |                |             |        |            |           |            |             |                 |               |             |             |
| <hr/>                                   |        |                           |                               |       |       |       |            |                |             |        |            |           |            |             |                 |               |             |             |
| American Funds Intl Gr and Inc R6       | RIGGX  | Foreign Large Blend       | 0.14                          | 13.55 | 3.38  | 4.77  | ✔️         | 18.68          | 1.05        | 14.50  | ✔️         | 🇺🇸        | ✔️         | 0.54        | ✔️              | 2             | 1-Low       | Low Risk    |
| <i>percentile rank</i>                  |        |                           | 18                            | 30    | 36    | 45    |            |                |             |        |            |           |            |             |                 |               |             |             |
| <i># of funds in category</i>           |        |                           | 749                           | 697   | 630   | 425   |            |                |             |        |            |           |            |             |                 |               |             |             |
| <hr/>                                   |        |                           |                               |       |       |       |            |                |             |        |            |           |            |             |                 |               |             |             |
| Vanguard International Growth Adm       | VWILX  | Foreign Large Growth      | -6.81                         | 13.48 | 6.54  | 8.79  | ✔️         | 25.16          | 1.20        | 13.26  | ✔️         | 🇺🇸        | ✔️         | 0.34        | ✔️              | 3             | —           | Low Risk    |
| <i>percentile rank</i>                  |        |                           | 67                            | 12    | 13    | 5     |            |                |             |        |            |           |            |             |                 |               |             |             |
| <i># of funds in category</i>           |        |                           | 449                           | 404   | 350   | 235   |            |                |             |        |            |           |            |             |                 |               |             |             |
| <hr/>                                   |        |                           |                               |       |       |       |            |                |             |        |            |           |            |             |                 |               |             |             |
| Vanguard International Value Inv        | VTRIX  | Foreign Large Value       | 1.16                          | 15.30 | 3.19  | 4.96  | ✔️         | 19.28          | 1.02        | 12.85  | ✔️         | 🇺🇸        | ✖️         | 0.38        | ✔️              | 2             | —           | Medium Risk |
| <i>percentile rank</i>                  |        |                           | 30                            | 41    | 25    | 20    |            |                |             |        |            |           |            |             |                 |               |             |             |
| <i># of funds in category</i>           |        |                           | 365                           | 334   | 311   | 195   |            |                |             |        |            |           |            |             |                 |               |             |             |
| <hr/>                                   |        |                           |                               |       |       |       |            |                |             |        |            |           |            |             |                 |               |             |             |
| American Funds New Perspective R6       | RNPGX  | Global Stock              | -8.85                         | 16.61 | 9.35  | 10.70 | ✔️         | 21.06          | 1.14        | 22.34  | ✔️         | —         | ✔️         | 0.41        | ✔️              | 2             | 2-Basic     | Low Risk    |
| <i>percentile rank</i>                  |        |                           | 53                            | 14    | 16    | 9     |            |                |             |        |            |           |            |             |                 |               |             |             |
| <i># of funds in category</i>           |        |                           | 365                           | 306   | 269   | 180   |            |                |             |        |            |           |            |             |                 |               |             |             |

©2023 Morningstar Investment Management LLC. All Rights Reserved. Morningstar Investment Management LLC is a registered investment adviser and subsidiary of Morningstar, Inc. The services are either performed by Morningstar Investment Management or an affiliate. The data shown represents past performance which is no guarantee of future performance. The Morningstar name and logo are registered marks of Morningstar, Inc. This report is not complete without the accompanying disclosure. Please visit [https://fiduciaryservices.morningstar.com/Disclosures/Fiduciary\\_Services\\_Report\\_Disclosure.pdf](https://fiduciaryservices.morningstar.com/Disclosures/Fiduciary_Services_Report_Disclosure.pdf) to view these disclosures.



# MERCHANT ESOLUTIONS INC 401K

## Screens Summary (Data as of 03-31-2023)

⊖ Fund Removed from Approved List    ⚠ Fund on Watch List





| Name                                     | Ticker | Asset Class              | Trailing Performance and Risk |       |      |       | Management |                |             | Style  |            | Expense   |            | ESG Metrics |                 |               |             |          |
|--|--------|--------------------------|-------------------------------|-------|------|-------|------------|----------------|-------------|--------|------------|-----------|------------|-------------|-----------------|---------------|-------------|----------|
|  |        |                          | 1 Yr                          | 3 Yr  | 5 Yr | 10 Yr | Pass/ Fail | Std Dev 3 Yr % | Beta 3 Yr % | Tenure | Pass/ Fail | Style Box | Pass/ Fail | Exp Ratio   | Sustain. Rating | Commit. Level | Carbon Risk |          |
|  |        |                          |                               |       |      |       |            |                |             |        |            |           |            |             |                 |               |             |          |
| <b>Alternative</b>                       |        |                          |                               |       |      |       |            |                |             |        |            |           |            |             |                 |               |             |          |
| PIMCO Commodity Real Ret Strat Instl     | PCRIX  | Commodities Broad Basket | -14.75                        | 25.82 | 6.73 | -1.64 | ✔          | 18.26          | 1.12        | 4.41   | ✔          | —         | —          | 0.76        | ✔               | 3             | —           | —        |
| <i>percentile rank</i>                   |        |                          | 86                            | 33    | 31   | 67    |            |                |             |        |            |           |            |             |                 |               |             |          |
| <i># of funds in category</i>            |        |                          | 114                           | 108   | 93   | 65    |            |                |             |        |            |           |            |             | 12-31-2022      | —             | —           |          |
| Neuberger Berman Real Estate R6          | NRREX  | Real Estate              | -20.12                        | 8.45  | 6.93 | 6.64  | ✔          | 19.77          | 0.96        | 17.26  | ✔          | —         | ✔          | 0.75        | ✔               | 4             | —           | Low Risk |
| <i>percentile rank</i>                   |        |                          | 55                            | 89    | 14   | 13    |            |                |             |        |            |           |            |             |                 |               |             |          |
| <i># of funds in category</i>            |        |                          | 261                           | 237   | 213  | 156   |            |                |             |        |            |           |            |             | 02-28-2023      | —             | 12-31-2022  |          |
| <b>Fixed Income</b>                      |        |                          |                               |       |      |       |            |                |             |        |            |           |            |             |                 |               |             |          |
| Baird Core Plus Bond Inst                | BCOIX  | Core Plus Bond           | -4.34                         | -1.13 | 1.44 | 2.00  | ✔          | 6.56           | 1.03        | 22.52  | ✔          | —         | —          | 0.30        | ✔               | 3             | 1-Low       | —        |
| <i>percentile rank</i>                   |        |                          | 16                            | 48    | 17   | 17    |            |                |             |        |            |           |            |             |                 |               |             |          |
| <i># of funds in category</i>            |        |                          | 615                           | 556   | 510  | 367   |            |                |             |        |            |           |            |             | 02-28-2023      | 02-15-2022    | —           |          |
| PIMCO International Bond (USD-Hdg) Instl | PFORX  | Global Bond              | -3.68                         | -0.44 | 1.02 | 2.74  | ✔          | 4.61           | 0.62        | 8.52   | ✔          | —         | —          | 0.51        | ✔               | 3             | —           | —        |
| <i>percentile rank</i>                   |        |                          | 19                            | 20    | 10   | 1     |            |                |             |        |            |           |            |             |                 |               |             |          |
| <i># of funds in category</i>            |        |                          | 130                           | 113   | 99   | 59    |            |                |             |        |            |           |            |             | 02-28-2023      | —             | —           |          |
| BlackRock High Yield Bond K              | BRHYX  | High Yield Bond          | -2.99                         | 6.46  | 3.38 | 4.31  | ✔          | 9.11           | 1.00        | 15.26  | ✔          | —         | —          | 0.51        | ✔               | —             | 2-Basic     | —        |
| <i>percentile rank</i>                   |        |                          | 38                            | 26    | 17   | 8     |            |                |             |        |            |           |            |             |                 |               |             |          |
| <i># of funds in category</i>            |        |                          | 689                           | 622   | 580  | 415   |            |                |             |        |            |           |            |             | —               | 02-15-2022    | —           |          |
| Vanguard Inflation-Protected Secs Adm    | VAIPX  | Inflation-Protected Bond | -6.22                         | 1.67  | 2.85 | 1.39  | ✔          | 7.02           | 0.99        | 1.39   | ✖          | —         | —          | 0.10        | ✔               | 3             | —           | —        |
| <i>percentile rank</i>                   |        |                          | 63                            | 65    | 39   | 32    |            |                |             |        |            |           |            |             |                 |               |             |          |
| <i># of funds in category</i>            |        |                          | 215                           | 202   | 195  | 137   |            |                |             |        |            |           |            |             | 02-28-2023      | —             | —           |          |
| Western Asset Core Bond IS               | WACSX  | Intermediate-Term Bond   | -6.72                         | -2.57 | 0.55 | 1.73  | ✔          | 8.09           | 1.27        | 16.26  | ✔          | ☒         | —          | 0.43        | ✔               | 2             | —           | —        |
| <i>percentile rank</i>                   |        |                          | 95                            | 62    | 71   | 11    |            |                |             |        |            |           |            |             |                 |               |             |          |
| <i># of funds in category</i>            |        |                          | 465                           | 418   | 382  | 286   |            |                |             |        |            |           |            |             | 02-28-2023      | —             | —           |          |
| Lincoln Stable Value Account -LNGPA      |        | Stable Value             | —                             | —     | —    | —     | —          | —              | —           | 39.94  | ✔          | —         | —          | —           | —               | —             | —           | —        |
| <i>percentile rank</i>                   |        |                          | —                             | —     | —    | —     |            |                |             |        |            |           |            |             |                 |               |             |          |
| <i># of funds in category</i>            |        |                          | —                             | —     | —    | —     |            |                |             |        |            |           |            |             |                 |               |             |          |
| Federated Hermes Govt Ultrashort R6      | FGULX  | Ultrashort Bond          | 2.12                          | 1.01  | 1.38 | —     | ✔          | 0.64           | 0.05        | 25.74  | ✔          | —         | —          | 0.24        | ✔               | —             | —           | —        |
| <i>percentile rank</i>                   |        |                          | 48                            | 72    | 63   | —     |            |                |             |        |            |           |            |             |                 |               |             |          |
| <i># of funds in category</i>            |        |                          | 237                           | 216   | 180  | 106   |            |                |             |        |            |           |            |             |                 |               |             |          |
| <b>Balanced</b>                          |        |                          |                               |       |      |       |            |                |             |        |            |           |            |             |                 |               |             |          |
| Vanguard LifeStrategy Cnsvr Gr Inv       | VSCGX  | Target Risk              | -5.55                         | 4.62  | 3.55 | 4.59  | ✔          | 10.13          | 1.02        | 1.09   | ✖          | —         | ✔          | 0.12        | ✔               | 3             | 1-Low       | —        |
| <i>percentile rank</i>                   |        |                          | 50                            | 80    | 38   | 24    |            |                |             |        |            |           |            |             |                 |               |             |          |
| <i># of funds in category</i>            |        |                          | 479                           | 441   | 417  | 302   |            |                |             |        |            |           |            |             | 02-28-2023      | 02-15-2022    | —           |          |
| Vanguard LifeStrategy Growth Inv         | VASGX  | Target Risk              | -6.60                         | 12.16 | 6.03 | 7.54  | ✔          | 15.48          | 1.02        | 1.09   | ✖          | —         | ✔          | 0.14        | ✔               | 3             | 1-Low       | Low Risk |
| <i>percentile rank</i>                   |        |                          | 48                            | 56    | 35   | 27    |            |                |             |        |            |           |            |             |                 |               |             |          |
| <i># of funds in category</i>            |        |                          | 333                           | 297   | 282  | 224   |            |                |             |        |            |           |            |             | 02-28-2023      | 02-15-2022    | 12-31-2022  |          |
| Vanguard LifeStrategy Income Inv         | VASIX  | Target Risk              | -5.11                         | 0.89  | 2.17 | 3.00  | ✔          | 7.72           | 1.00        | 1.09   | ✖          | —         | ✔          | 0.11        | ✔               | 3             | 1-Low       | —        |
| <i>percentile rank</i>                   |        |                          | 63                            | 84    | 54   | 41    |            |                |             |        |            |           |            |             |                 |               |             |          |
| <i># of funds in category</i>            |        |                          | 145                           | 132   | 130  | 93    |            |                |             |        |            |           |            |             | 02-28-2023      | 02-15-2022    | —           |          |

**MERCHANT ESOLUTIONS INC 401K**

## Screens Summary (Data as of 03-31-2023)

 Fund Removed from Approved List

 Fund on Watch List

| Name                                  | Ticker | Asset Class | Trailing Performance and Risk |            |            |            | Management  |                   |                | Style  |   | Expense      |   | ESG Metrics  |   |                    |                  |                |
|---------------------------------------|--------|-------------|-------------------------------|------------|------------|------------|---|-------------------|----------------|--------|---|--------------|---|--------------|---|--------------------|------------------|----------------|
|                                       |        |             | 1 Yr                          | 3 Yr       | 5 Yr       | 10 Yr      | Pass/<br>Fail   | Std Dev<br>3 Yr % | Beta 3<br>Yr % | Tenure | Pass/<br>Fail   | Style<br>Box | Pass/<br>Fail   | Exp<br>Ratio | Pass/<br>Fail   | Sustain.<br>Rating | Commit.<br>Level | Carbon<br>Risk |
|                                       |        |             |                               |            |            |            |   |                   |                |        |   |              |   |              | Updated   | Updated            | Updated          |                |
| Vanguard LifeStrategy Moderate Gr Inv | VSMGX  | Target Risk | -6.05                         | 8.35       | 4.82       | 6.09       |  | 12.76             | 0.99           | 1.09   |  | —            |  | 0.13         |  | 3                  | 1-Low            | Low Risk       |
| <i>percentile rank</i>                |        |             | <i>40</i>                     | <i>82</i>  | <i>57</i>  | <i>49</i>  |   |                   |                |        |   |              |   |              |   |                    |                  |                |
| <i># of funds in category</i>         |        |             | <i>750</i>                    | <i>683</i> | <i>656</i> | <i>485</i> |   |                   |                |        |   |              |   |              |   |                    |                  |                |
|                                       |        |             |                               |            |            |            |   |                   |                |        |   |              |   |              | 02-28-2023  | 02-15-2022         | 12-31-2022       |                |