

THE MEADOWS OF NAPA VALLEY AND

Screens Summary (Data as of 03-31-2023)

🔴 Fund Removed from Approved List 🟡 Fund on Watch List

Name	Ticker	Asset Class	Trailing Performance and Risk				Management			Style		Expense		ESG Metrics				
			1 Yr	3 Yr	5 Yr	10 Yr	Pass/ Fail	Std Dev 3 Yr %	Beta 3 Yr %	Tenure	Pass/ Fail	Style Box	Pass/ Fail	Exp Ratio	Sustain. Rating	Commit. Level	Carbon Risk	
																Updated	Updated	Updated
US Stock																		
Vanguard 500 Index Admiral	VFIAX	Large Blend Index	-7.77	18.56	11.15	12.20	✔	19.23	1.00	6.93	✔	🇺🇸	✔	0.04	✔	3	1-Low	Low Risk
<i>percentile rank</i>			53	31	21	11												
<i># of funds in category</i>			1,386	1,254	1,144	847												
																02-28-2023	02-15-2022	12-31-2022
Fidelity® Contrafund®	FCNTX	Large Growth	-11.28	15.16	10.24	12.63	✔	21.10	0.91	32.56	✔	🇺🇸	✔	0.55	✔	2	1-Low	Low Risk
<i>percentile rank</i>			45	52	55	39												
<i># of funds in category</i>			1,255	1,144	1,058	814												
																02-28-2023	02-15-2022	12-31-2022
American Funds Washington Mutual R6	RWMGX	Large Value	-5.32	18.12	9.96	11.34	✔	16.80	0.83	25.76	✔	🇺🇸	✖	0.26	✔	2	1-Low	Low Risk
<i>percentile rank</i>			23	49	55	47												
<i># of funds in category</i>			1,386	1,254	1,144	847												
																02-28-2023	02-15-2022	12-31-2022
Vanguard Mid Cap Index Admiral	VIMAX	Mid-Cap Blend	-9.86	18.73	8.13	10.17	✔	20.35	0.99	24.88	✔	🇺🇸	✔	0.05	✔	4	1-Low	Medium Risk
<i>percentile rank</i>			81	66	28	16												
<i># of funds in category</i>			421	383	359	232												
																02-28-2023	02-15-2022	12-31-2022
MFS New Discovery R4	MNDJX	Small Growth	-10.48	12.50	8.15	9.10	✔	23.69	0.95	9.25	✔	🇺🇸	✔	0.99	✔	4	-	Medium Risk
<i>percentile rank</i>			40	80	35	61												
<i># of funds in category</i>			608	578	540	406												
																02-28-2023	-	12-31-2022
Delaware Small Cap Value Instl	DEVIX	Small Value	-10.81	21.64	4.55	7.65	✔	23.08	0.97	10.75	✔	🇺🇸	✔	0.86	✔	3	-	Medium Risk
<i>percentile rank</i>			81	75	68	49												
<i># of funds in category</i>			482	453	430	323												
																02-28-2023	-	12-31-2022
Non-US Stock																		
American Funds New World R6	RNWXG	Diversified Emerging Mkts	-6.90	12.18	4.10	5.50	✔	18.28	0.86	23.80	✔	🇺🇸	✔	0.57	✔	3	1-Low	Medium Risk
<i>percentile rank</i>			24	22	3	1												
<i># of funds in category</i>			839	750	658	398												
																02-28-2023	02-15-2022	12-31-2022
American Funds Intl Gr and Inc R6	RIGGX	Foreign Large Blend	0.14	13.55	3.38	4.77	✔	18.68	1.05	14.50	✔	🇺🇸	✔	0.54	✔	2	1-Low	Low Risk
<i>percentile rank</i>			18	30	36	45												
<i># of funds in category</i>			763	711	643	436												
																02-28-2023	02-15-2022	12-31-2022
Vanguard Developed Markets Index Admiral	VTMGX	Foreign Large Blend Index	-2.91	13.85	3.42	5.24	✔	19.22	1.09	10.11	✔	🇺🇸	✔	0.07	✔	2	1-Low	Low Risk
<i>percentile rank</i>			58	25	34	23												
<i># of funds in category</i>			763	711	643	436												
																02-28-2023	02-15-2022	12-31-2022
Alternative																		
Vanguard Real Estate Index Admiral	VGSIX	Real Estate	-20.10	9.83	5.82	5.79	✔	20.41	1.00	26.90	✔	—	✔	0.12	✔	3	1-Low	Low Risk
<i>percentile rank</i>			54	64	45	43												
<i># of funds in category</i>			261	237	213	155												
																02-28-2023	02-15-2022	12-31-2022
Fixed Income																		
BlackRock Inflation Protected Bond Instl	BPRIX	Inflation-Protected Bond	-5.54	2.58	3.03	1.41	✔	7.39	1.04	6.13	✔	—	—	0.35	✔	3	-	-
<i>percentile rank</i>			45	38	18	30												
<i># of funds in category</i>			220	207	200	141												
																09-30-2022	-	-

THE MEADOWS OF NAPA VALLEY AND

Screens Summary (Data as of 03-31-2023)

🚫 Fund Removed from Approved List ⚠️ Fund on Watch List

Name	Ticker	Asset Class	Trailing Performance and Risk							Management Style			Expense		ESG Metrics			
			1 Yr	3 Yr	5 Yr	10 Yr	Pass/ Fail	Std Dev 3 Yr %	Beta 3 Yr %	Tenure	Pass/ Fail	Style Box	Pass/ Fail	Exp Ratio	Pass/ Fail	Sustain. Rating	Commit. Level	Carbon Risk
Baird Aggregate Bond Inst	BAGIX	Intermediate-Term Bond	-4.67	-1.98	1.16	1.75	✔️	6.54	1.04	22.52	✔️	📦	—	0.30	✔️	3	1-Low	—
<i>percentile rank</i>			29	34	20	9												
<i># of funds in category</i>			476	429	393	296									02-28-2023	02-15-2022	—	
PIMCO Income I2	PONPX	Multisector Bond	-1.40	3.49	2.16	3.88	✔️	6.04	0.86	16.01	✔️	—	—	0.61	✔️	—	—	—
<i>percentile rank</i>			17	44	26	1												
<i># of funds in category</i>			345	292	255	158												
Federated Hermes Govt Ultrashort IS	FGUSX	Ultrashort Bond	2.10	0.99	1.36	0.89	❌	0.65	0.05	25.74	✔️	—	—	0.26	✔️	—	—	—
<i>percentile rank</i>			49	73	68	67												
<i># of funds in category</i>			237	216	180	106												

Target Date																			
American Funds 2010 Trgt Date Retire R6	RFTTX	Target Date	-3.68	6.46	4.54	5.30	✔️	8.94	0.88	11.25	✔️	—	✔️	0.28	✔️	2	—	—	
<i>percentile rank</i>			1	16	1	1													
<i># of funds in category</i>			122	113	90	50										02-28-2023	—	—	
American Funds 2015 Trgt Date Retire R6	RFJTX	Target Date	-4.27	7.01	4.78	5.76	✔️	9.72	0.87	11.25	✔️	—	❌	0.30	✔️	2	—	—	
<i>percentile rank</i>			1	14	1	1													
<i># of funds in category</i>			119	109	95	43										02-28-2023	—	—	
American Funds 2020 Trgt Date Retire R6	RRCTX	Target Date	-4.51	7.32	4.99	6.29	✔️	10.24	0.84	11.25	✔️	—	✔️	0.30	✔️	2	—	—	
<i>percentile rank</i>			4	38	4	1													
<i># of funds in category</i>			148	137	122	56										02-28-2023	—	—	
American Funds 2025 Trgt Date Retire R6	RFDTX	Target Date	-4.99	8.50	5.51	7.16	✔️	11.42	0.87	11.25	✔️	—	✔️	0.32	✔️	2	—	Low Risk	
<i>percentile rank</i>			11	33	1	1													
<i># of funds in category</i>			235	209	185	117											02-28-2023	—	06-30-2022
American Funds 2030 Trgt Date Retire R6	RFETX	Target Date	-5.45	10.02	6.03	7.96	✔️	12.94	0.91	11.25	✔️	—	✔️	0.33	✔️	2	—	Low Risk	
<i>percentile rank</i>			16	31	1	1													
<i># of funds in category</i>			237	209	185	111													12-31-2022
American Funds 2035 Trgt Date Retire R6	RFFTX	Target Date	-6.10	12.33	6.86	8.73	✔️	14.81	0.97	11.25	✔️	—	✔️	0.35	✔️	2	—	Low Risk	
<i>percentile rank</i>			25	19	1	1													
<i># of funds in category</i>			228	202	182	114													12-31-2022
American Funds 2040 Trgt Date Retire R6	RF GTX	Target Date	-6.45	13.37	7.20	9.05	✔️	16.09	0.99	11.25	✔️	—	✔️	0.36	✔️	2	—	Low Risk	
<i>percentile rank</i>			29	31	1	1													
<i># of funds in category</i>			232	203	185	111													12-31-2022
American Funds 2045 Trgt Date Retire R6	RFHTX	Target Date	-6.72	13.53	7.24	9.14	✔️	16.51	0.97	11.25	✔️	—	✔️	0.37	✔️	2	—	Low Risk	
<i>percentile rank</i>			38	61	3	1													
<i># of funds in category</i>			228	202	182	114													12-31-2022
American Funds 2050 Trgt Date Retire R6	RFITX	Target Date	-6.93	13.54	7.20	9.14	✔️	16.80	0.97	11.25	✔️	—	✔️	0.38	✔️	2	—	Low Risk	
<i>percentile rank</i>			42	73	5	1													
<i># of funds in category</i>			229	203	185	111													12-31-2022
American Funds 2055 Trgt Date Retire R6	RFKTX	Target Date	-7.11	13.31	7.07	9.08	✔️	16.97	0.98	11.25	✔️	—	❌	0.38	✔️	2	—	Low Risk	
<i>percentile rank</i>			49	83	12	1													
<i># of funds in category</i>			226	200	182	96													12-31-2022
American Funds 2060 Trgt Date Retire R6	RFUTX	Target Date	-7.22	13.20	7.01	—	✔️	16.97	1.31	8.02	✔️	—	❌	0.38	✔️	2	—	Low Risk	
<i>percentile rank</i>			53	83	13	—													
<i># of funds in category</i>			225	194	171	8													12-31-2022

©2023 Morningstar Investment Management LLC. All Rights Reserved. Morningstar Investment Management LLC is a registered investment adviser and subsidiary of Morningstar, Inc. The services are either performed by Morningstar Investment Management or an affiliate. The data shown represents past performance which is no guarantee of future performance. The Morningstar name and logo are registered marks of Morningstar, Inc. This report is not complete without the accompanying disclosure. Please visit https://fiduciaryservices.morningstar.com/Disclosures/Fiduciary_Services_Report_Disclosure.pdf to view these disclosures.






THE MEADOWS OF NAPA VALLEY AND






Screens Summary (Data as of 03-31-2023)

 Fund Removed from Approved List

 Fund on Watch List

Name	Ticker	Asset Class	Trailing Performance and Risk							Management Style			Expense		ESG Metrics			
			1 Yr	3 Yr	5 Yr	10 Yr	Pass/ Fail	Std Dev 3 Yr %	Beta 3 Yr %	Tenure	Pass/ Fail	Style Box	Pass/ Fail	Exp Ratio	Pass/ Fail	Sustain. Rating	Commit. Level	Carbon Risk
															Updated	Updated	Updated	
American Funds 2065 Trgt Date Retire R6	RFVTX	Target Date	-7.15	13.30	-	-	—	16.99	1.31	3.25		—		0.38		2	-	Low Risk
<i>percentile rank</i>			44	85	-	-												
<i># of funds in category</i>			173	80	10	-									02-28-2023	-	12-31-2022	

Balanced

BlackRock Global Allocation Instl	MALOX	Global Allocation	-6.29	8.84	4.32	4.95		13.48	1.00	6.25				0.84		3	-	Low Risk
<i>percentile rank</i>			49	54	23	24												
<i># of funds in category</i>			406	389	365	261									02-28-2023	-	09-30-2022	