

# TOTINO GRACE HIGH SCHOOL 403B

## Screens Summary (Data as of 03-31-2023)

🚫 Fund Removed from Approved List    ⚠️ Fund on Watch List

Name	Ticker	Asset Class	Trailing Performance and Risk				Management			Style		Expense		ESG Metrics				
			1 Yr	3 Yr	5 Yr	10 Yr	Pass/ Fail	Std Dev 3 Yr %	Beta 3 Yr %	Tenure	Pass/ Fail	Style Box	Pass/ Fail	Exp Ratio	Sustain. Rating	Commit. Level	Carbon Risk	
<b>US Stock</b>																		
American Funds Invmt Co of Amer R6	RICGX	Large Blend	-5.43	17.06	9.02	10.97	✔️	17.73	0.91	31.10	✔️	🇺🇸	✔️	0.27	✔️	1	–	Low Risk
<i>percentile rank</i>			24	71	71	57												
<i># of funds in category</i>			1,372	1,240	1,130	835									02-28-2023	–	12-31-2022	
Vanguard 500 Index Admiral	VFIAX	Large Blend Index	-7.77	18.56	11.15	12.20	✔️	19.23	1.00	6.93	✔️	🇺🇸	✔️	0.04	✔️	3	1-Low	Low Risk
<i>percentile rank</i>			53	31	21	11												
<i># of funds in category</i>			1,372	1,240	1,130	835									02-28-2023	02-15-2022	12-31-2022	
JPMorgan Large Cap Growth R6	JLGMX	Large Growth	-9.06	19.71	15.11	15.80	✔️	22.76	0.96	18.67	✔️	🇺🇸	✔️	0.44	✔️	3	2-Basic	Low Risk
<i>percentile rank</i>			22	6	4	3												
<i># of funds in category</i>			1,253	1,142	1,056	813									02-28-2023	04-07-2022	12-31-2022	
Vanguard Value Index Adm	VVIAX	Large Value	-3.99	18.69	8.85	10.52	✔️	17.20	0.95	28.27	✔️	🇺🇸	✔️	0.05	✔️	2	1-Low	Medium Risk
<i>percentile rank</i>			37	51	32	14												
<i># of funds in category</i>			1,241	1,159	1,107	825									02-28-2023	02-15-2022	12-31-2022	
Vanguard Mid-Cap Growth Index Admiral	VMGMX	Mid-Cap Growth	-11.75	16.18	9.28	10.55	✔️	23.16	1.00	10.11	✔️	🇺🇸	✔️	0.07	✔️	3	1-Low	Medium Risk
<i>percentile rank</i>			56	37	31	47												
<i># of funds in category</i>			582	534	503	392									02-28-2023	02-15-2022	12-31-2022	
Vanguard Mid-Cap Value Index Admiral	VMVAX	Mid-Cap Value	-8.26	20.86	6.61	9.46	✔️	19.20	0.95	16.63	✔️	🇺🇸	✔️	0.07	✔️	4	1-Low	Medium Risk
<i>percentile rank</i>			75	66	52	19												
<i># of funds in category</i>			400	386	366	268									02-28-2023	02-15-2022	12-31-2022	
Vanguard Small Cap Growth Index Admiral	VSGAX	Small Growth	-12.03	13.49	6.32	8.85	✔️	23.61	0.96	18.26	✔️	🇺🇸	✖️	0.07	✔️	4	1-Low	Medium Risk
<i>percentile rank</i>			54	70	61	67												
<i># of funds in category</i>			608	578	540	406									02-28-2023	02-15-2022	12-31-2022	
Vanguard Small Cap Value Index Admiral	VSIAX	Small Value	-7.63	23.85	6.37	8.98	✔️	21.66	0.93	6.93	✔️	🇺🇸	✔️	0.07	✔️	4	1-Low	Medium Risk
<i>percentile rank</i>			60	54	33	18												
<i># of funds in category</i>			482	453	430	323									02-28-2023	02-15-2022	12-31-2022	
<b>Non-US Stock</b>																		
American Funds New World R6	RNWGX	Diversified Emerging Mkts	-6.90	12.18	4.10	5.50	✔️	18.28	0.86	23.80	✔️	🇺🇸	✔️	0.57	✔️	3	1-Low	Medium Risk
<i>percentile rank</i>			24	22	3	1												
<i># of funds in category</i>			835	746	657	398									02-28-2023	02-15-2022	12-31-2022	
American Funds Europacific Growth R6	REGGX	Foreign Large Growth	-3.26	12.13	3.25	5.99	✔️	19.88	1.04	21.84	✔️	🇺🇸	✔️	0.46	✔️	2	1-Low	Medium Risk
<i>percentile rank</i>			28	31	59	36												
<i># of funds in category</i>			449	404	350	235									02-28-2023	02-15-2022	12-31-2022	
Vanguard International Growth Adm	VWILX	Foreign Large Growth	-6.81	13.48	6.54	8.79	✔️	25.16	1.20	13.26	✔️	🇺🇸	✔️	0.34	✔️	3	–	Low Risk
<i>percentile rank</i>			67	12	13	5												
<i># of funds in category</i>			449	404	350	235									02-28-2023	–	12-31-2022	
Vanguard International Value Inv	VTRIX	Foreign Large Value	1.16	15.30	3.19	4.96	✔️	19.28	1.02	12.85	✔️	🇺🇸	✖️	0.38	✔️	2	–	Medium Risk
<i>percentile rank</i>			30	41	25	20												
<i># of funds in category</i>			365	334	311	195									02-28-2023	–	12-31-2022	
Vanguard Total World Stock Index Admiral	VTWAX	Global Stock	-6.97	15.92	–	–	✔️	18.31	1.01	10.11	✔️	–	✔️	0.10	✔️	2	1-Low	Low Risk
<i>percentile rank</i>			73	37	–	–												
<i># of funds in category</i>			369	335	289	182									02-28-2023	02-15-2022	12-31-2022	

# TOTINO GRACE HIGH SCHOOL 403B

## Screens Summary (Data as of 03-31-2023)

🚫 Fund Removed from Approved List    ⚠️ Fund on Watch List





Name	Ticker	Asset Class	Trailing Performance and Risk				Management			Style		Expense		ESG Metrics					
			1 Yr	3 Yr	5 Yr	10 Yr	Pass/ Fail	Std Dev 3 Yr %	Beta 3 Yr %	Tenure	Pass/ Fail	Style Box	Pass/ Fail	Exp Ratio	Sustain. Rating	Commit. Level	Carbon Risk		
																Updated	Updated	Updated	
<b>Alternative</b>																			
⚠️ Invesco Balanced-Risk Commodity Strat R6	IBRFX	Commodities Broad Basket	-7.71	22.25	4.82	-0.65	✖️	14.12	0.76	12.34	✔️	—	—	1.12	✔️	—	—	—	
<i>percentile rank</i>			27	59	73	43													
<i># of funds in category</i>			114	108	93	65													
Vanguard Real Estate Index Admiral	VGSLX	Real Estate	-20.10	9.83	5.82	5.79	✔️	20.41	1.00	26.90	✔️	—	✔️	0.12	✔️	3	1-Low	Low Risk	
<i>percentile rank</i>			54	64	45	43													
<i># of funds in category</i>			261	237	213	156											02-28-2023	02-15-2022	12-31-2022
<b>Fixed Income</b>																			
PIMCO International Bond (USD-Hdg) Instl	PFORX	Global Bond	-3.68	-0.44	1.02	2.74	✔️	4.61	0.62	8.52	✔️	—	—	0.51	✔️	3	—	—	
<i>percentile rank</i>			19	20	10	1													
<i># of funds in category</i>			130	113	99	59											02-28-2023	—	—
Vanguard High-Yield Corporate Adm	VWEAX	High Yield Bond	-1.95	4.74	3.25	3.89	✔️	8.64	0.94	15.13	✔️	—	—	0.13	✔️	—	—	—	
<i>percentile rank</i>			23	71	20	18													
<i># of funds in category</i>			689	622	580	415											—	—	—
Vanguard Inflation-Protected Secs Adm	VAIPX	Inflation-Protected Bond	-6.22	1.67	2.85	1.39	✔️	7.02	0.99	1.39	✖️	—	—	0.10	✔️	3	—	—	
<i>percentile rank</i>			63	65	39	32													
<i># of funds in category</i>			215	202	195	137											02-28-2023	—	—
Baird Aggregate Bond Inst	BAGIX	Intermediate-Term Bond	-4.67	-1.98	1.16	1.75	✔️	6.54	1.04	22.52	✔️	📊	—	0.30	✔️	3	1-Low	—	
<i>percentile rank</i>			29	34	20	9													
<i># of funds in category</i>			465	418	382	286											02-28-2023	02-15-2022	—
Loomis Sayles Bond N	LSBNX	Multisector Bond	-4.85	2.57	0.64	2.03	✔️	7.51	1.05	16.17	✔️	—	—	0.61	✔️	2	1-Low	—	
<i>percentile rank</i>			68	68	82	66													
<i># of funds in category</i>			346	292	255	158											02-28-2023	02-15-2022	—
Lincoln Stable Value Account -LNGPA		Stable Value	—	—	—	—	—	—	—	39.94	✔️	—	—	—	—	—	—	—	
<i>percentile rank</i>			—	—	—	—													
<i># of funds in category</i>			—	—	—	—											—	—	—
Vanguard Ultra-Short-Term Bond Admiral	VUSFX	Ultrashort Bond	1.93	1.20	1.68	—	✔️	1.00	0.12	4.97	✔️	—	—	0.10	✔️	3	—	—	
<i>percentile rank</i>			61	64	24	—													
<i># of funds in category</i>			237	216	180	106											02-28-2023	—	—
<b>Balanced</b>																			
Vanguard LifeStrategy Cnsvr Gr Inv	VSCGX	Target Risk	-5.55	4.62	3.55	4.59	✔️	10.13	1.02	1.09	✖️	—	✔️	0.12	✔️	3	1-Low	—	
<i>percentile rank</i>			50	80	38	24													
<i># of funds in category</i>			479	441	417	302											02-28-2023	02-15-2022	—
Vanguard LifeStrategy Growth Inv	VASGX	Target Risk	-6.60	12.16	6.03	7.54	✔️	15.48	1.02	1.09	✖️	—	✔️	0.14	✔️	3	1-Low	Low Risk	
<i>percentile rank</i>			48	56	35	27													
<i># of funds in category</i>			333	297	282	224											02-28-2023	02-15-2022	12-31-2022
Vanguard LifeStrategy Income Inv	VASIX	Target Risk	-5.11	0.89	2.17	3.00	✔️	7.72	1.00	1.09	✖️	—	✔️	0.11	✔️	3	1-Low	—	
<i>percentile rank</i>			63	84	54	41													
<i># of funds in category</i>			145	132	130	93											02-28-2023	02-15-2022	—

# TOTINO GRACE HIGH SCHOOL 403B

## Screens Summary (Data as of 03-31-2023)

 Fund Removed from Approved List

 Fund on Watch List

Name	Ticker	Asset Class	Trailing Performance and Risk				Management			Style		Expense		ESG Metrics				
			1 Yr	3 Yr	5 Yr	10 Yr	Pass/ Fail	Std Dev 3 Yr %	Beta 3 Yr %	Tenure	Pass/ Fail	Style Box	Pass/ Fail	Exp Ratio	Pass/ Fail	Sustain. Rating	Commit. Level	Carbon Risk
															Updated	Updated	Updated	
Vanguard LifeStrategy Moderate Gr Inv	VSMGX	Target Risk	-6.05	8.35	4.82	6.09		12.76	0.99	1.09		—		0.13		3	1-Low	Low Risk
<i>percentile rank</i>			<i>40</i>	<i>82</i>	<i>57</i>	<i>49</i>												
<i># of funds in category</i>			<i>750</i>	<i>683</i>	<i>656</i>	<i>485</i>												
															02-28-2023	02-15-2022	12-31-2022	