

# American Funds American Balanced R6 RLBGX

**Morningstar Category**  
Moderate Allocation

**Morningstar Index**  
Morningstar US Mod Tgt Alloc NR USD

## Portfolio Manager(s)

- Hilda Applbaum since 01-1999
- Alan Berro since 03-2006
- Paul Benjamin since 07-2014
- Alan Wilson since 01-2016
- John Queen since 07-2016
- Pramod Atluri since 03-2018
- Mark Casey since 10-2019
- Ritchie Tuazon since 10-2020
- Mathews Cherian since 05-2021
- Jin Lee since 03-2023
- Chit Purani since 03-2023
- Irfan Furniturewala since 05-2023

## Quantitative Screens

✔ **Performance:** The fund has finished in the Moderate Allocation category's top three quartiles in 10 of the 10 years it's been in existence.

✔ **Management:** The fund's management has been in place for 25.26 years.

✔ **Style:** The fund has landed in its primary style box — Large Blend — 100 % of the time over the past three years.

✔ **Net Expense:** The fund's expense ratio of 0.25 is 75% lower than the Moderate Allocation category average.

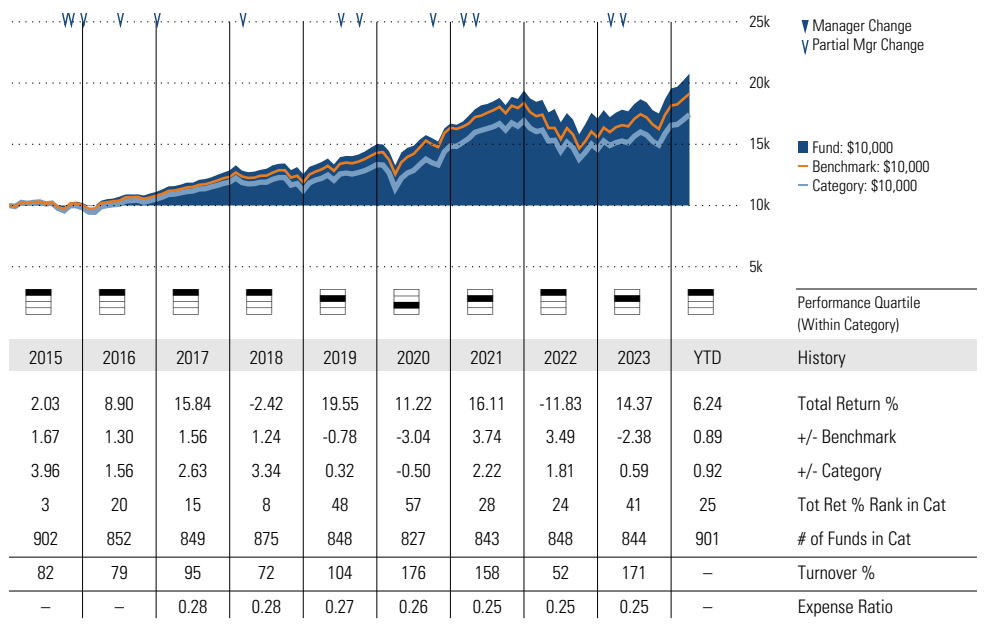
## Morningstar Investment Management LLC Analysis

This fund passes all of Morningstar Investment Management's quantitative screens. Morningstar Investment Management has also assessed the fund from a qualitative perspective and, as a fiduciary, is comfortable recommending the fund's use in retirement plans.

## ESG Metrics

Metric	Rating	Updated
Sustainability Rating	2	03-31-2024
Carbon Risk Score	Low Risk	12-31-2022
ESG Commitment	1-Low	02-15-2022

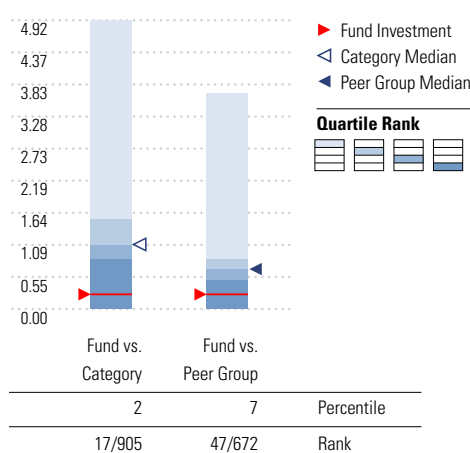
## Growth of \$10,000



## Trailing Performance



## Net Expense



Peer group is a subset of the category and includes funds with the same management style (active vs. passive) and similar share class characteristics.

## 3-Year Risk Metrics

Metric	Fund	Bmark	Cat
Alpha	1.64	-	-0.54
Beta	0.97	-	0.98
R-Squared	96.57	-	94.62
Standard Deviation	12.03	12.18	12.27
Sharpe Ratio	0.32	0.19	0.13
Tracking Error	2.26	-	2.71
Information Ratio	0.70	-	-0.34
Up Capture Ratio	105.22	-	97.53
Down Capture Ratio	96.97	-	101.19

## Portfolio Metrics

Metric	Fund	Bmark	Cat
Price/Earnings Ratio	23.92	22.00	22.66
Price/Book Ratio	4.25	3.26	3.50
Avg Eff Duration	6.24	5.80	5.11

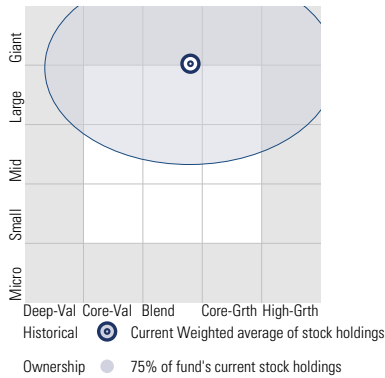
# American Funds American Balanced R6 RLBGX

**Morningstar Category**  
Moderate Allocation

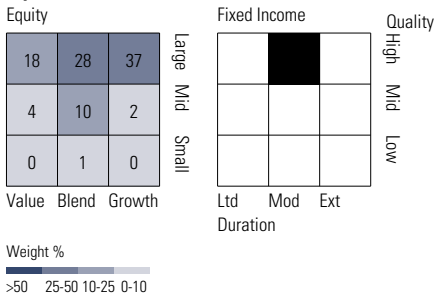
**Morningstar Index**  
Morningstar US Mod Tgt Alloc NR USD

## Style Analysis as of 03-31-2024

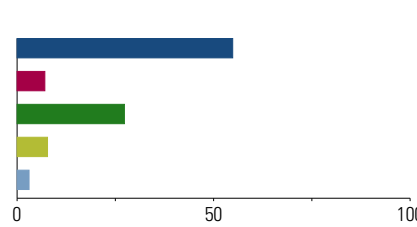
Morningstar Style Box™



## Style Breakdown

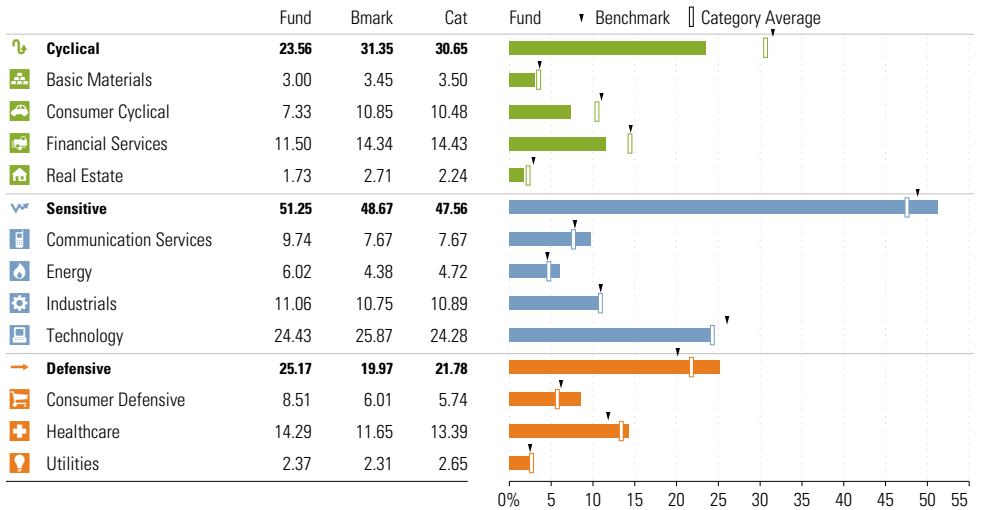


## Asset Allocation as of 03-31-2024



Asset Class	Net %	Cat%
US Stocks	54.86	46.53
Non-US Stocks	7.06	9.69
Bonds	27.30	35.10
Cash	7.74	5.55
Other	3.04	3.13
<b>Total</b>	<b>100.00</b>	<b>100.00</b>

## Sector Weighting as of 03-31-2024



## Top 10 Holdings as of 03-31-2024

Name	Maturity Date	% Net Asset	Cumulative %	YTD Return %	Morningstar Sector
⊕ Capital Group Central Cash Fund	—	8.66	8.66	—	—
⊖ Microsoft Corp	—	4.55	13.22	—	Technology
⊖ Broadcom Inc	—	4.43	17.65	—	Technology
⊕ Cap Grp Cent Fd Ser Ii	—	2.97	20.62	—	—
⊖ Meta Platforms Inc Class A	—	1.70	22.33	—	Communication Svc
⊖ UnitedHealth Group Inc	—	1.67	24.00	—	Healthcare
⊕ Philip Morris International Inc	—	1.65	25.65	—	Consumer Defensive
⊖ Eli Lilly and Co	—	1.53	27.17	—	Healthcare
⊖ The Home Depot Inc	—	1.39	28.57	—	Consumer Cyclical
⊕ Alphabet Inc Class C	—	1.39	29.95	—	Communication Svc

## Total Holdings 2757

⊕ Increase ⊖ Decrease ✨ New to Portfolio

# American Funds Intl Gr and Inc R6 RIGGX

**Morningstar Category**  
Foreign Large Blend

**Morningstar Index**  
MSCI ACWI Ex USA NR USD

## Portfolio Manager(s)

Andrew Suzman since 10-2008  
Steven Watson since 10-2008  
Patrice Collette since 09-2010  
Leo Hee since 07-2015  
Michael Cohen since 07-2018  
Lisa Thompson since 09-2018

## Quantitative Screens

✔ **Performance:** The fund has finished in the Foreign Large Blend category's top three quartiles in 9 of the 10 years it's been in existence.

✔ **Management:** The fund's management has been in place for 15.51 years.

✔ **Style:** The fund has landed in its primary style box — Large Blend — 100 % of the time over the past three years.

✔ **Net Expense:** The fund's expense ratio of 0.54 is 37.93% lower than the Foreign Large Blend category average.

## Growth of \$10,000



## Morningstar Investment Management LLC Analysis

This fund passes all of Morningstar Investment Management's quantitative screens. Morningstar Investment Management has also assessed the fund from a qualitative perspective and, as a fiduciary, is comfortable recommending the fund's use in retirement plans.

## ESG Metrics

Metric	Rating	Updated
Sustainability Rating	2	03-31-2024
Carbon Risk Score	Low Risk	12-31-2022
ESG Commitment	1-Low	02-15-2022

## Trailing Performance



## Net Expense



Peer group is a subset of the category and includes funds with the same management style (active vs. passive) and similar share class characteristics.

## 3-Year Risk Metrics

Metric	Fund	Bmark	Cat
Alpha	1.09	-	0.84
Beta	1.00	-	1.01
R-Squared	94.85	-	93.34
Standard Deviation	16.82	16.42	17.25
Sharpe Ratio	0.08	0.02	0.07
Tracking Error	3.82	-	4.44
Information Ratio	0.28	-	0.22
Up Capture Ratio	104.28	-	105.47
Down Capture Ratio	99.90	-	102.40

## Portfolio Metrics

Metric	Fund	Bmark	Cat
Price/Earnings Ratio	16.16	15.34	15.88
Price/Book Ratio	1.91	1.81	1.94
Geom Avg Mkt Cap \$B	53.19	49.00	59.06
ROE	20.06	17.61	19.98

# American Funds Intl Gr and Inc R6 RIGGX

**Morningstar Category**  
Foreign Large Blend

**Morningstar Index**  
MSCI ACWI Ex USA NR USD

## Style Analysis as of 03-31-2024

Morningstar Style Box™



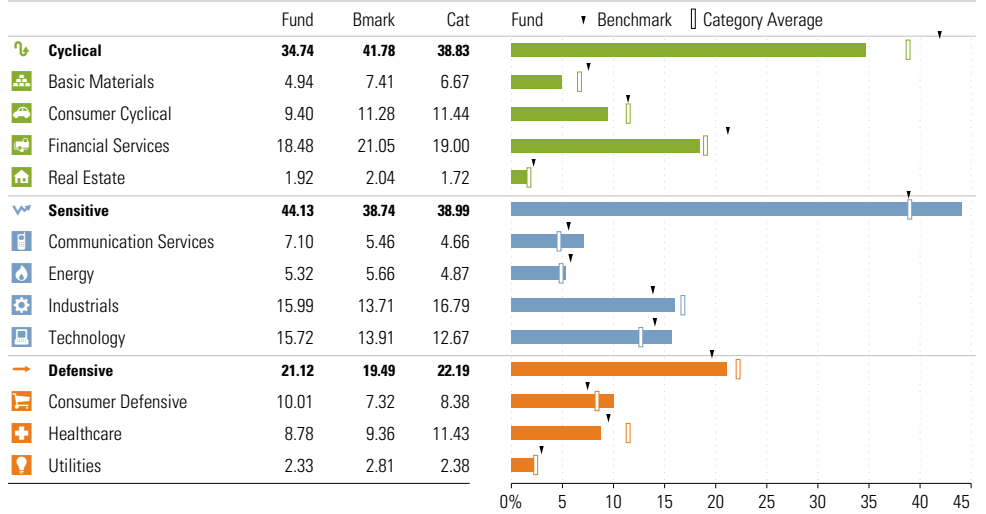
## Style Breakdown



## Asset Allocation as of 03-31-2024



## Sector Weighting as of 03-31-2024



## World Regions % Equity 03-31-2024



## Top 10 Holdings as of 03-31-2024

Name	% Net Asset	Cumulative %	YTD Return %	Morningstar Sector
⊕ Capital Group Central Cash M	4.49	4.49	-	-
Taiwan Semiconductor Manufacturing Co Ltd	2.92	7.42	-	Technology
⊕ Novo Nordisk A/S Class B	2.81	10.23	-	Healthcare
⊖ ASML Holding NV	2.44	12.67	-	Technology
⊖ AstraZeneca PLC	2.16	14.83	-	Healthcare
⊖ Airbus SE	2.02	16.85	-	Industrials
⊖ TotalEnergies SE	1.94	18.79	-	Energy
⊖ MediaTek Inc	1.59	20.38	-	Technology
⊕ Fujitsu Ltd	1.54	21.92	-	Technology
✱ Cash And Other Assets Less Liabilities	1.53	23.45	-	-

**Total Holdings 254**

⊕ Increase ⊖ Decrease ✱ New to Portfolio

# Baird Aggregate Bond Inst BAGIX

**Morningstar Category**  
Intermediate Core Bond

**Morningstar Index**  
Bloomberg US Agg Bond TR USD

## Portfolio Manager(s)

- M. Sharon deGuzman since 09-2000
- Mary Ellen Stanek since 09-2000
- Charles Groeschell since 09-2000
- Warren Pierson since 09-2000
- Meghan Dean since 05-2019
- Jay Schwister since 05-2019
- Jeffrey Schrom since 05-2019
- Patrick Brown since 05-2021
- Abhishek Pulakanti since 05-2022
- Andrew O'Connell since 05-2022

## Quantitative Screens

✔ **Performance:** The fund has finished in the Intermediate Core Bond category's top three quartiles in 10 of the 10 years it's been in existence.

✔ **Management:** The fund's management has been in place for 23.52 years.

Style Consistency is not calculated for Fixed Income funds.

✔ **Net Expense:** The fund's expense ratio of 0.3 is 44.44% lower than the Intermediate Core Bond category average.

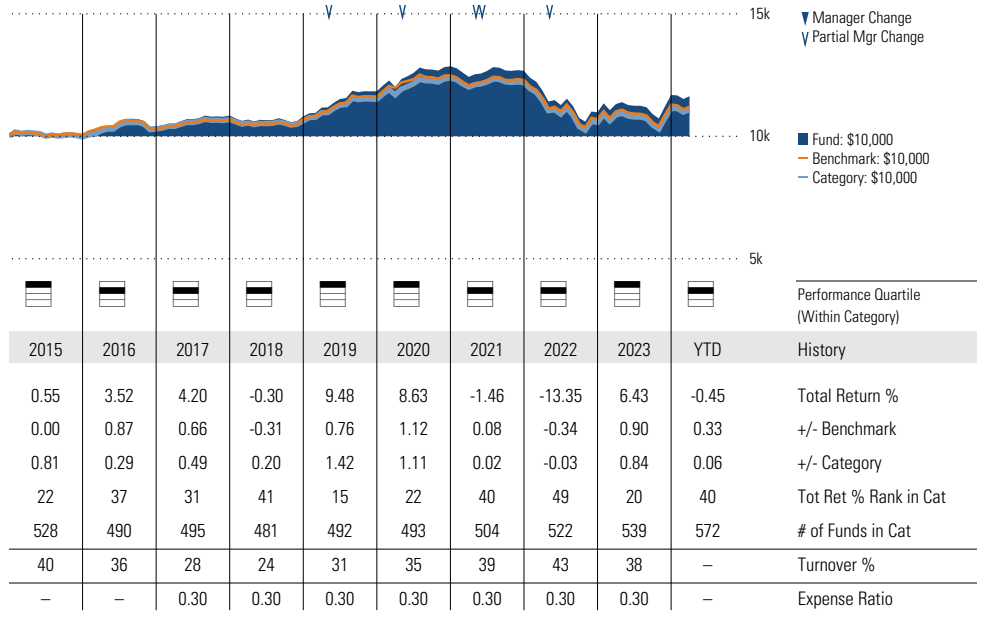
## Morningstar Investment Management LLC Analysis

This fund passes all of Morningstar Investment Management's quantitative screens. Morningstar Investment Management has also assessed the fund from a qualitative perspective and, as a fiduciary, is comfortable recommending the fund's use in retirement plans.

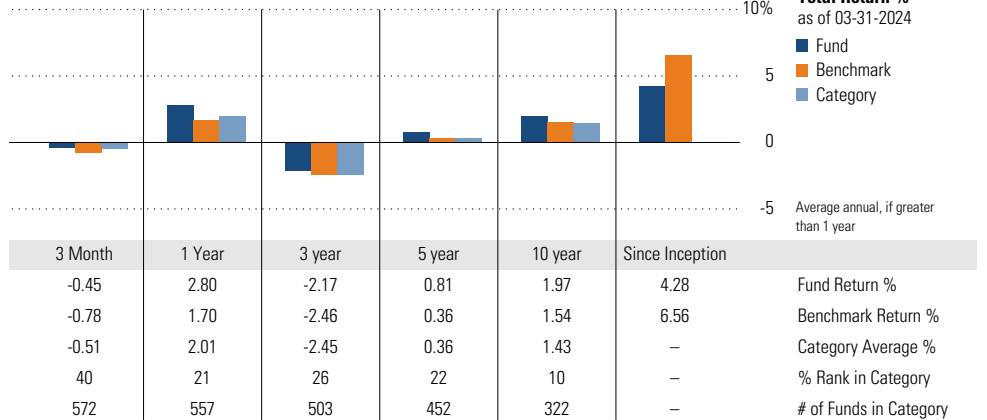
## ESG Metrics

Metric	Rating	Updated
Sustainability Rating	4	03-31-2024
ESG Commitment	1-Low	02-15-2022

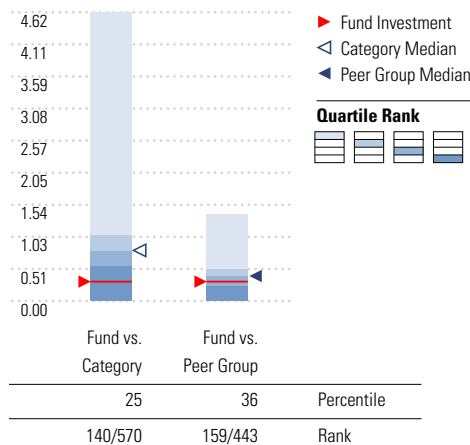
## Growth of \$10,000



## Trailing Performance



## Net Expense



Peer group is a subset of the category and includes funds with the same management style (active vs. passive) and similar share class characteristics.

## 3-Year Risk Metrics

Metric	Fund	Bmark	Cat
Alpha	0.34	-	-0.13
Beta	1.02	-	0.98
R-Squared	99.61	-	97.77
Standard Deviation	7.37	7.24	7.21
Sharpe Ratio	-0.67	-0.72	-0.74
Tracking Error	0.48	-	1.00
Information Ratio	0.60	-	-0.26
Up Capture Ratio	102.37	-	96.63
Down Capture Ratio	99.11	-	98.34

## Portfolio Metrics

Metric	Fund	Bmark	Cat
Avg Eff Duration	6.21	4.43	5.94
Avg Eff Maturity	8.23	-	8.63

# Baird Aggregate Bond Inst BAGIX

**Morningstar Category**  
Intermediate Core Bond

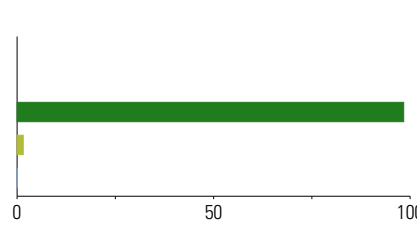
**Morningstar Index**  
Bloomberg US Agg Bond TR USD

**Style Analysis** as of 03-31-2024

**Style Breakdown**



**Asset Allocation** as of 03-31-2024

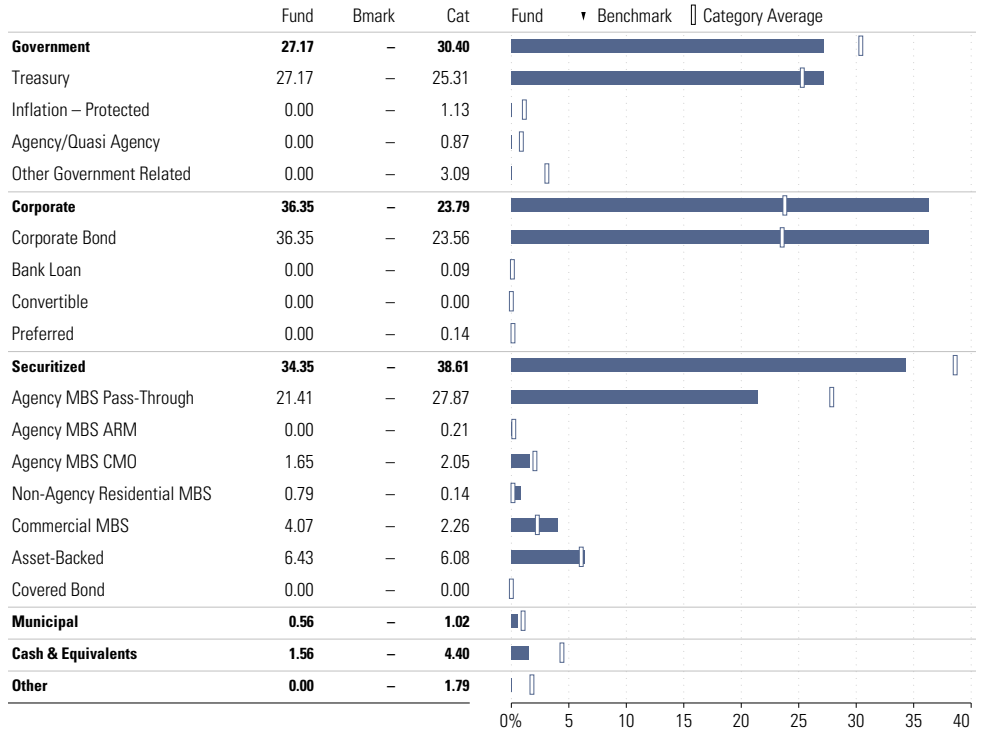


Asset Class	Net %	Cat%
US Stocks	0.00	0.10
Non-US Stocks	0.00	0.02
Bonds	98.37	97.41
Cash	1.56	0.71
Other	0.07	1.75
<b>Total</b>	<b>100.00</b>	<b>100.00</b>

**Credit Rating Breakdown**

	Fund	Bmark	Cat
AAA	62.90	3.53	24.95
AA	3.30	74.59	39.48
A	12.50	10.82	21.00
BBB	21.10	8.32	12.47
BB	0.20	0.28	0.71
B	0.00	0.00	0.35
Below B	0.00	0.00	0.33
Not Rated	0.00	2.46	0.70

**Sector Weighting** as of 03-31-2024



**Top 10 Holdings** as of 03-31-2024

Name	Maturity Date	% Net Asset	Cumulative %	Fixed Income Sector
⊕ United States Treasury Notes 1.13%	10-2026	4.09	4.09	-
United States Treasury Bonds 2.5%	02-2045	2.57	6.66	-
⊕ United States Treasury Notes 2.38%	03-2029	2.36	9.02	-
United States Treasury Bonds 2.88%	05-2043	1.85	10.86	-
⊕ United States Treasury Bonds 2.88%	05-2052	1.71	12.57	-
⊕ United States Treasury Notes 4.13%	08-2030	1.67	14.25	-
⊕ United States Treasury Bonds 2.38%	02-2042	1.60	15.84	-
⊕ First American Government Oblig U	02-2030	1.53	17.37	-
⊕ United States Treasury Notes 3.5%	02-2033	1.50	18.87	-
⊕ United States Treasury Notes 4.38%	08-2026	1.46	20.33	-

**Total Holdings 1791**

⊕ Increase ⊖ Decrease ✱ New to Portfolio

# DFA US Small Cap I DFSTX

**Morningstar Category**  
Small Blend

**Morningstar Index**  
Russell 2000 TR USD

## Portfolio Manager(s)

Jed Fogdall since 02-2012  
Joel Schneider since 02-2017  
Marc Leblond since 02-2020

## Quantitative Screens

✔ **Performance:** The fund has finished in the Small Blend category's top three quartiles in 10 of the 10 years it's been in existence.

✔ **Management:** The fund's management has been in place for 12.1 years.

✔ **Style:** The fund has landed in its primary style box — Small Blend — 100 % of the time over the past three years.

✔ **Net Expense:** The fund's expense ratio of 0.27 is 71.88% lower than the Small Blend category average.

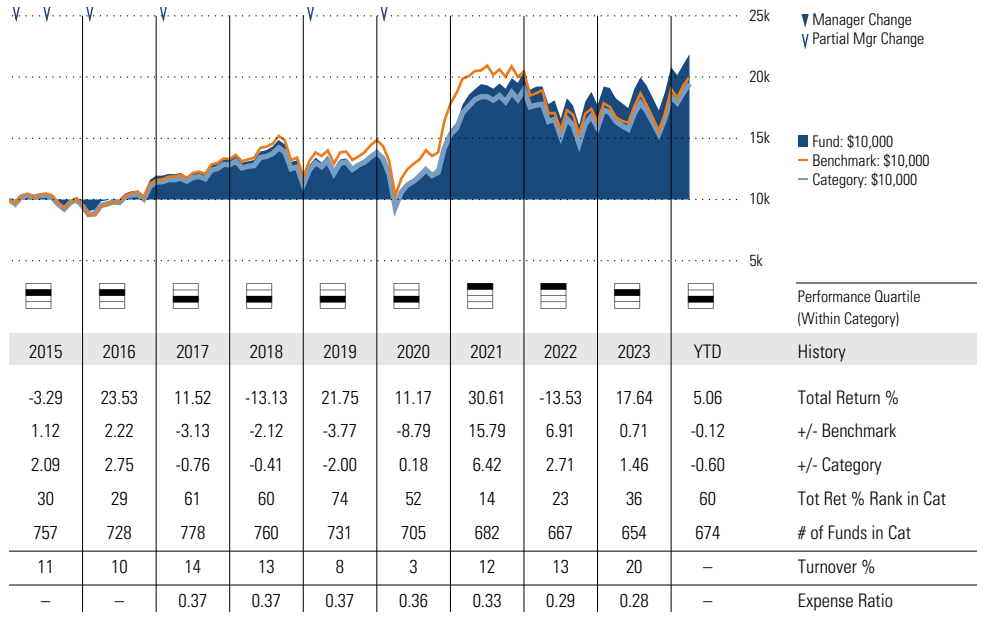
## Morningstar Investment Management LLC Analysis

This fund passes all of Morningstar Investment Management's quantitative screens. Morningstar Investment Management has also assessed the fund from a qualitative perspective and, as a fiduciary, is comfortable recommending the fund's use in retirement plans.

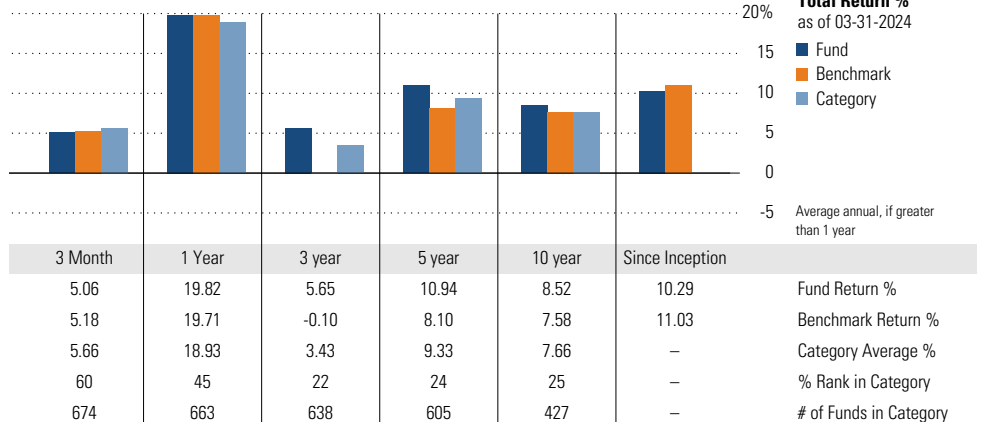
## ESG Metrics

Metric	Rating	Updated
Sustainability Rating	3	03-31-2024
Carbon Risk Score	Medium Risk	12-31-2022

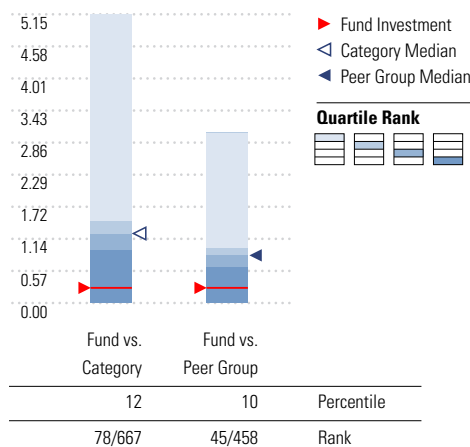
## Growth of \$10,000



## Trailing Performance



## Net Expense



Peer group is a subset of the category and includes funds with the same management style (active vs. passive) and similar share class characteristics.

## 3-Year Risk Metrics

Metric	Fund	Bmark	Cat
Alpha	5.49	-	3.14
Beta	0.91	-	0.91
R-Squared	95.96	-	93.47
Standard Deviation	19.86	21.39	20.21
Sharpe Ratio	0.23	-0.04	0.11
Tracking Error	4.44	-	5.13
Information Ratio	1.30	-	0.35
Up Capture Ratio	102.48	-	98.60
Down Capture Ratio	84.21	-	88.35

## Portfolio Metrics

Metric	Fund	Bmark	Cat
Price/Earnings Ratio	16.08	15.20	17.42
Price/Book Ratio	2.06	1.95	2.47
Geom Avg Mkt Cap \$B	3.47	2.68	5.68
ROE	13.99	8.06	19.12

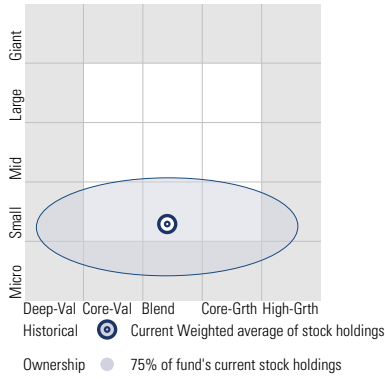
# DFA US Small Cap I DFSTX

**Morningstar Category**  
Small Blend

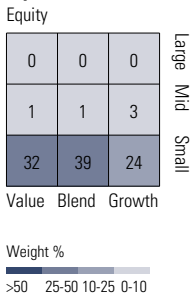
**Morningstar Index**  
Russell 2000 TR USD

## Style Analysis as of 03-31-2024

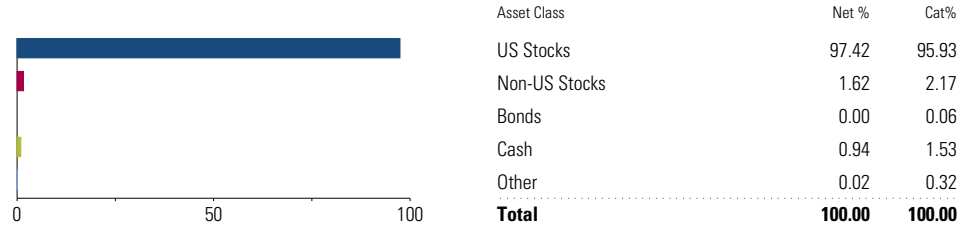
Morningstar Style Box™



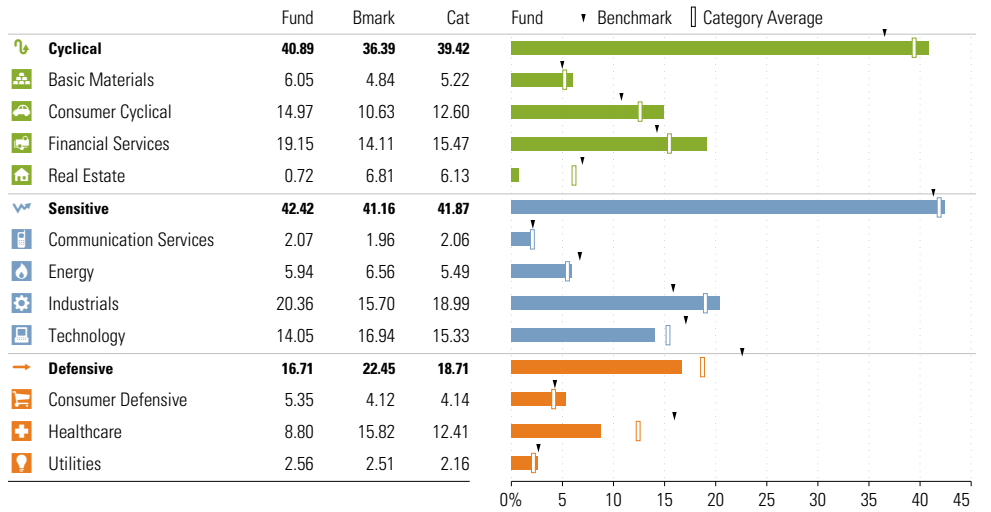
## Style Breakdown



## Asset Allocation as of 03-31-2024



## Sector Weighting as of 03-31-2024



## Top 15 Holdings as of 03-31-2024

Name	% Net Asset	Cumulative %	YTD Return %	Morningstar Sector
⊕ Ssc Government Mm Gvmxx	0.88	0.88	-	-
⊕ Future on E-mini S&P 500 Futures	0.65	1.53	-	-
Comfort Systems USA Inc	0.52	2.05	-	Industrials
Simpson Manufacturing Co Inc	0.43	2.48	-	Basic Materials
Applied Industrial Technologies Inc	0.33	2.81	-	Industrials
Installed Building Products Inc	0.33	3.14	-	Consumer Cyclical
e.l.f. Beauty Inc	0.32	3.47	-	Consumer Defensive
Onto Innovation Inc	0.32	3.79	-	Technology
Evercore Inc Class A	0.32	4.11	-	Financial Services
UFP Industries Inc	0.32	4.43	-	Basic Materials
MSA Safety Inc	0.31	4.74	-	Industrials
Fabrinet	0.31	5.04	-	Technology
Taylor Morrison Home Corp	0.31	5.35	-	Consumer Cyclical
AAON Inc	0.31	5.66	-	Industrials
Ensign Group Inc	0.31	5.96	-	Healthcare

## Total Holdings 1959

⊕ Increase ⊖ Decrease ✨ New to Portfolio



# Federated Hermes Govt Ultrashort R6 FGULX

**Morningstar Category**  
Ultrashort Bond

**Morningstar Index**  
Bloomberg US Agg Bond TR USD

## Portfolio Manager(s)

Susan Hill since 07-1997  
Liam O'Connell since 11-2010

## Quantitative Screens

✔ **Performance:** The fund has finished in the Ultrashort Bond category's top three quartiles in 5 of the 7 years it's been in existence.

✔ **Management:** The fund's management has been in place for 26.74 years.

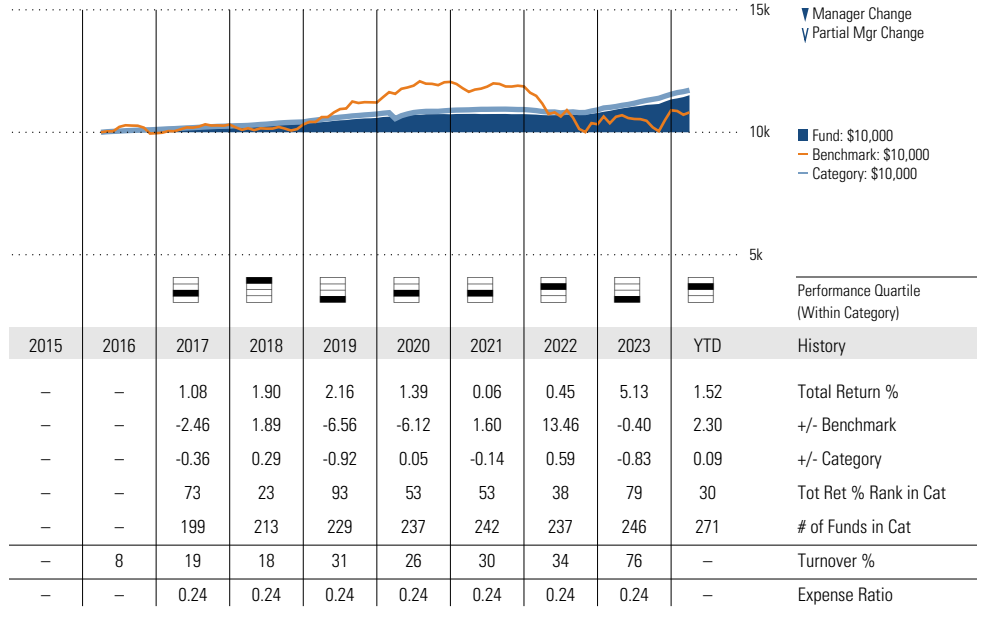
Style Consistency is not calculated for Fixed Income funds.

✔ **Net Expense:** The fund's expense ratio of 0.24 is 41.46% lower than the Ultrashort Bond category average.

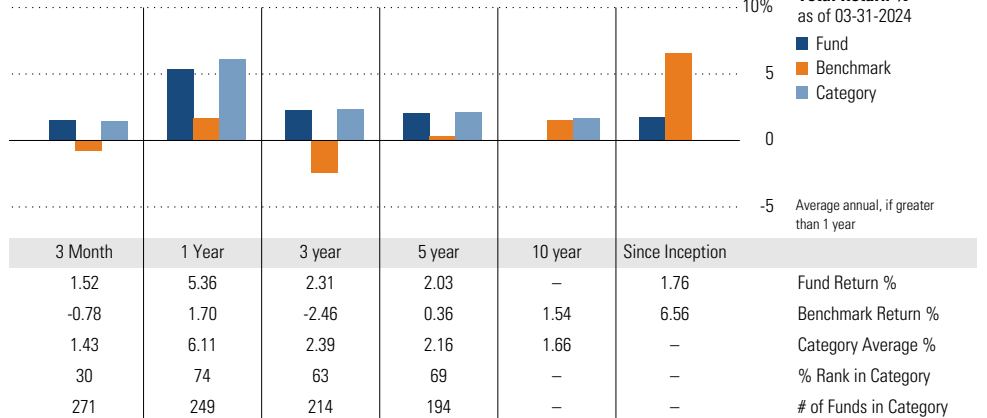
## Morningstar Investment Management LLC Analysis

This fund passes all of Morningstar Investment Management's quantitative screens. Morningstar Investment Management has also assessed the fund from a qualitative perspective and, as a fiduciary, is comfortable recommending the fund's use in retirement plans.

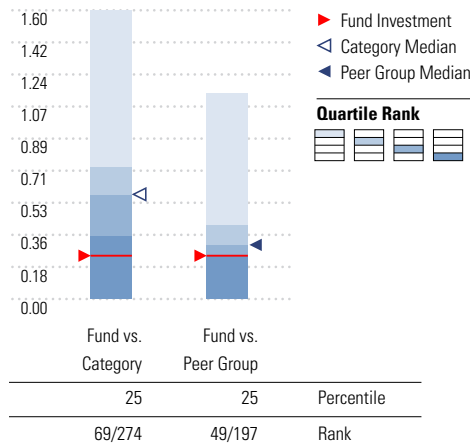
## Growth of \$10,000



## Trailing Performance



## Net Expense



Peer group is a subset of the category and includes funds with the same management style (active vs. passive) and similar share class characteristics.

## 3-Year Risk Metrics

	Fund	Bmark	Cat
Alpha	2.46	-	2.54
Beta	0.08	-	0.09
R-Squared	36.31	-	27.88
Standard Deviation	0.93	7.24	1.24
Sharpe Ratio	-1.13	-0.72	-0.91
Tracking Error	6.72	-	6.69
Information Ratio	0.71	-	0.72
Up Capture Ratio	16.65	-	17.13
Down Capture Ratio	-8.17	-	-8.23

## Portfolio Metrics

	Fund	Bmark	Cat
Avg Eff Duration	0.55	4.43	1.05
Avg Eff Maturity	-	-	1.65

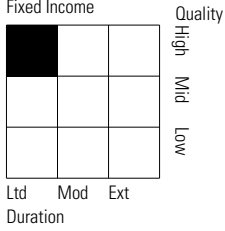
# Federated Hermes Govt Ultrashort R6 FGULX

**Morningstar Category**  
Ultrashort Bond

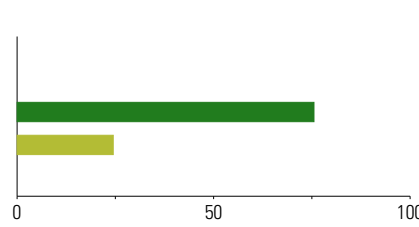
**Morningstar Index**  
Bloomberg US Agg Bond TR USD

**Style Analysis** as of 03-31-2024

**Style Breakdown**



**Asset Allocation** as of 03-31-2024

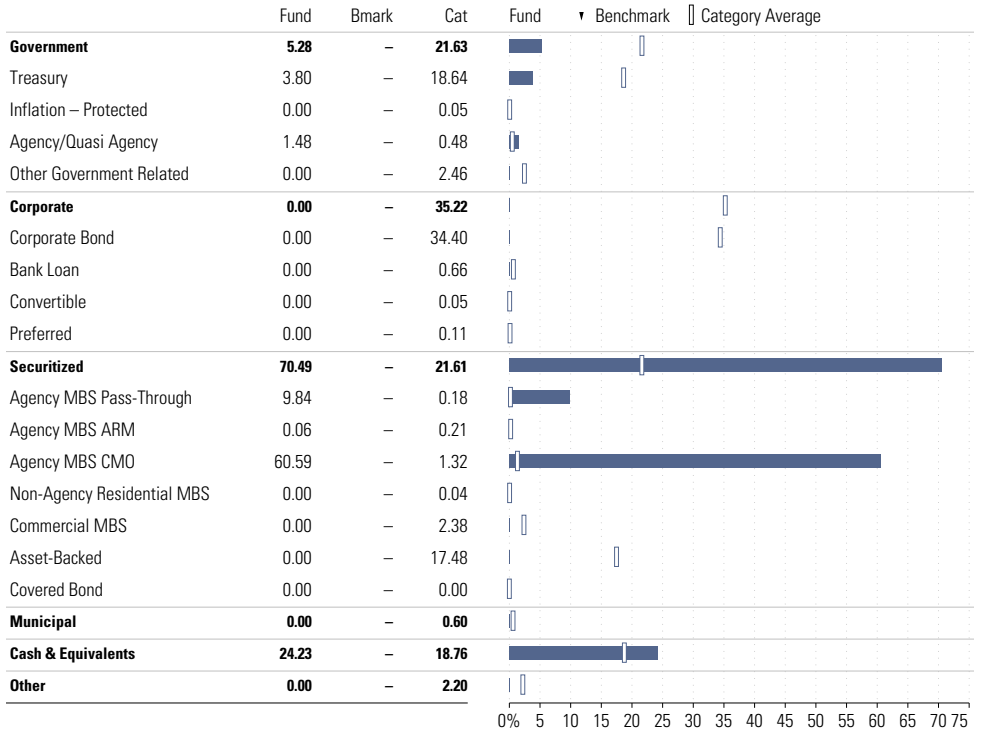


Asset Class	Net %	Cat%
US Stocks	0.00	1.86
Non-US Stocks	0.00	0.00
Bonds	75.54	66.04
Cash	24.46	31.87
Other	0.00	0.21
<b>Total</b>	<b>100.00</b>	<b>100.00</b>

**Credit Rating Breakdown**

	Fund	Bmark	Cat
AAA	100.00	3.53	46.30
AA	0.00	74.59	15.66
A	0.00	10.82	13.25
BBB	0.00	8.32	19.87
BB	0.00	0.28	2.17
B	0.00	0.00	0.90
Below B	0.00	0.00	0.25
Not Rated	0.00	2.46	1.61

**Sector Weighting** as of 03-31-2024



**Top 10 Holdings** as of 03-31-2024

Name	Maturity Date	% Net Asset	Cumulative %	Fixed Income Sector
⊕ Bank Of Montreal 8 Repo	04-2024	9.85	9.85	-
⊕ Hsbc Repo 3 Repo	04-2024	9.85	19.70	-
FEDERAL HOME LN MTG CORP MULTICLASS MTG PARTN CTFS GTD 5.97998%	04-2033	5.22	24.91	-
⊖ FEDERAL HOME LN MTG CORP MULTICLASS MTG PARTN CTFS GTD 5.82998%	12-2032	4.16	29.07	-
FEDERAL HOME LN MTG CORP MULTICLASS MTG PARTN CTFS GTD 5.87998%	12-2032	3.91	32.98	-
⊕ Bofam Repo 1 Repo	04-2024	3.78	36.77	-
⊕ Government National Mortgage Association 5.12871%	01-2073	3.51	40.28	-
⊖ FEDERAL HOME LN MTG CORP MULTICLASS MTG PARTN CTFS GTD 5.97039%	07-2053	3.13	43.41	-
FEDERAL HOME LN MTG CORP MULTICLASS MTG PARTN CTFS GTD 6.19998%	10-2032	2.88	46.28	-
FEDERAL HOME LN MTG CORP MULTICLASS MTG PARTN CTFS GTD 6.19998%	11-2032	2.57	48.85	-

**Total Holdings 210**

⊕ Increase ⊖ Decrease ✱ New to Portfolio

# Vanguard 500 Index Admiral VFIAX

**Morningstar Category**  
Large Blend

**Morningstar Index**  
S&P 500 TR USD

## Portfolio Manager(s)

Michelle Louie since 11-2017  
Nick Birkett since 08-2023  
Aaron Choi since 08-2023

## Quantitative Screens

✔ **Performance:** The fund has finished in the Large Blend category's top three quartiles in 10 of the 10 years it's been in existence.

✔ **Management:** The fund's management has been in place for 6.34 years.

✔ **Style:** The fund has landed in its primary style box — Large Blend — 90.91 % of the time over the past three years.

✔ **Net Expense:** The fund's expense ratio of 0.04 is 94.67% lower than the Large Blend category average.

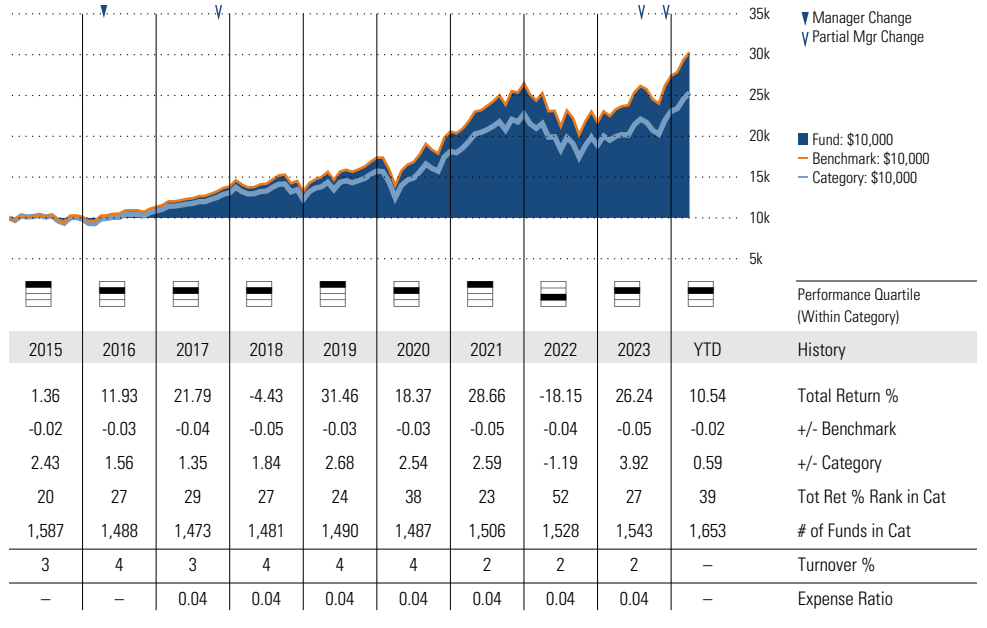
## Morningstar Investment Management LLC Analysis

This fund passes all of Morningstar Investment Management's quantitative screens. Morningstar Investment Management has also assessed the fund from a qualitative perspective and, as a fiduciary, is comfortable recommending the fund's use in retirement plans.

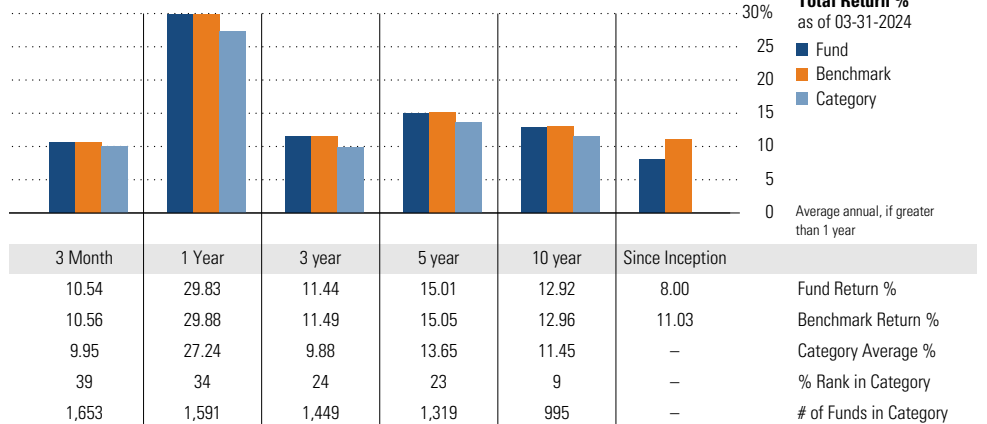
## ESG Metrics

Metric	Rating	Updated
Sustainability Rating	3	03-31-2024
Carbon Risk Score	Low Risk	12-31-2022
ESG Commitment	1-Low	02-15-2022

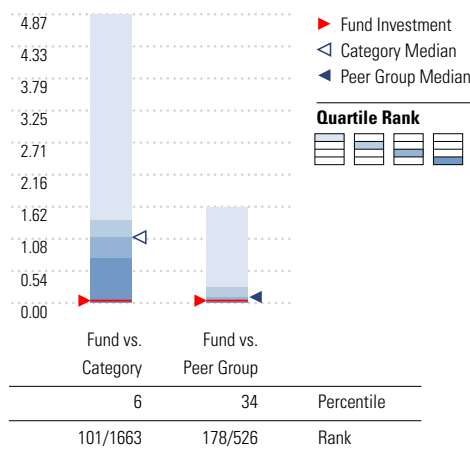
## Growth of \$10,000



## Trailing Performance



## Net Expense



Peer group is a subset of the category and includes funds with the same management style (active vs. passive) and similar share class characteristics.

## 3-Year Risk Metrics

	Fund	Bmark	Cat
Alpha	-0.04	-	-0.96
Beta	1.00	-	0.94
R-Squared	100.00	-	94.59
Standard Deviation	17.60	17.60	16.99
Sharpe Ratio	0.54	0.54	0.45
Tracking Error	0.00	-	3.62
Information Ratio	-11.57	-	-1.36
Up Capture Ratio	99.91	-	92.17
Down Capture Ratio	100.07	-	96.02

## Portfolio Metrics

	Fund	Bmark	Cat
Price/Earnings Ratio	25.56	24.84	24.56
Price/Book Ratio	4.49	4.36	5.06
Geom Avg Mkt Cap \$B	274.60	270.11	347.16
ROE	32.24	32.68	33.81

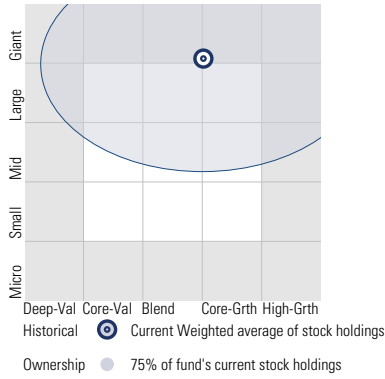
# Vanguard 500 Index Admiral VFIAX

**Morningstar Category**  
Large Blend

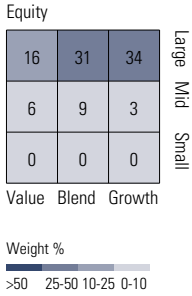
**Morningstar Index**  
S&P 500 TR USD

## Style Analysis as of 03-31-2024

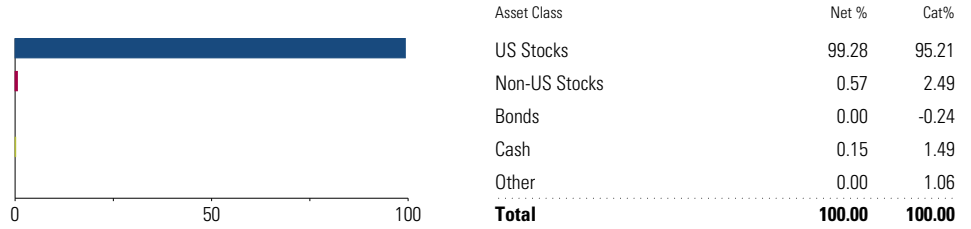
Morningstar Style Box™



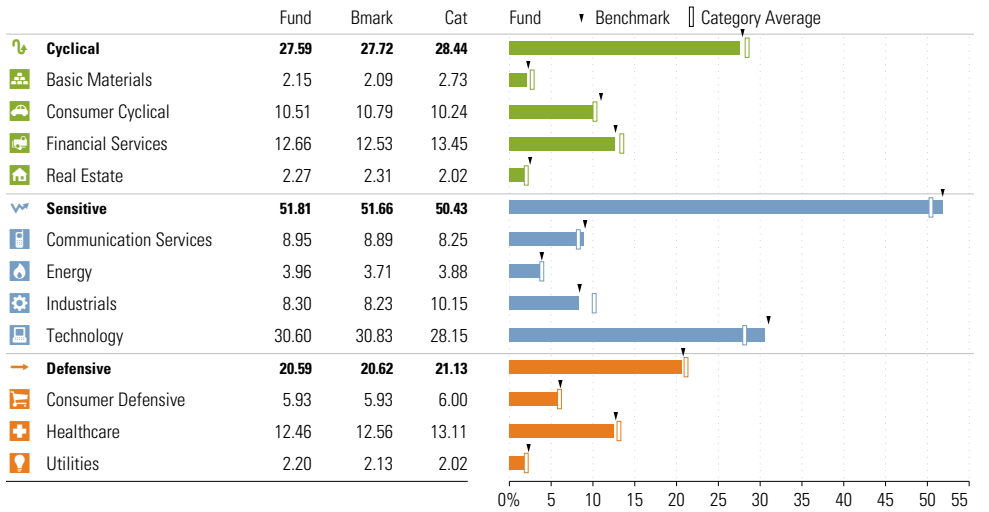
## Style Breakdown



## Asset Allocation as of 03-31-2024



## Sector Weighting as of 03-31-2024



## Top 15 Holdings as of 03-31-2024

Name	% Net Asset	Cumulative %	YTD Return %	Morningstar Sector
⊕ Microsoft Corp	7.09	7.09	-	Technology
⊕ Apple Inc	5.64	12.73	-	Technology
⊕ NVIDIA Corp	5.06	17.79	-	Technology
⊕ Amazon.com Inc	3.74	21.52	-	Consumer Cyclical
⊕ Meta Platforms Inc Class A	2.42	23.95	-	Communication Svc
⊕ Alphabet Inc Class A	2.02	25.96	-	Communication Svc
⊕ Berkshire Hathaway Inc Class B	1.73	27.70	-	Financial Services
⊖ Alphabet Inc Class C	1.70	29.40	-	Communication Svc
⊕ Eli Lilly and Co	1.41	30.80	-	Healthcare
⊕ Broadcom Inc	1.32	32.13	-	Technology
⊕ JPMorgan Chase & Co	1.31	33.44	-	Financial Services
⊕ Tesla Inc	1.10	34.54	-29.25	Consumer Cyclical
⊕ Exxon Mobil Corp	1.05	35.59	-	Energy
⊕ UnitedHealth Group Inc	1.04	36.63	-	Healthcare
⊕ Visa Inc Class A	0.99	37.62	-	Financial Services

**Total Holdings 508**

⊕ Increase ⊖ Decrease ✨ New to Portfolio

# Vanguard Dividend Growth Inv VDIGX

Morningstar Category  
Large Blend

Morningstar Index  
S&P 500 TR USD

## Portfolio Manager(s)

Peter Fisher since 07-2022

## Quantitative Screens

✔ **Performance:** The fund has finished in the Large Blend category's top three quartiles in 7 of the 10 years it's been in existence.

✗ **Management:** The fund's management team has been in place for less than three years.

✔ **Style:** The fund has landed in its primary style box — Large Blend — 100 % of the time over the past three years.

✔ **Net Expense:** The fund's expense ratio of 0.3 is 60% lower than the Large Blend category average.

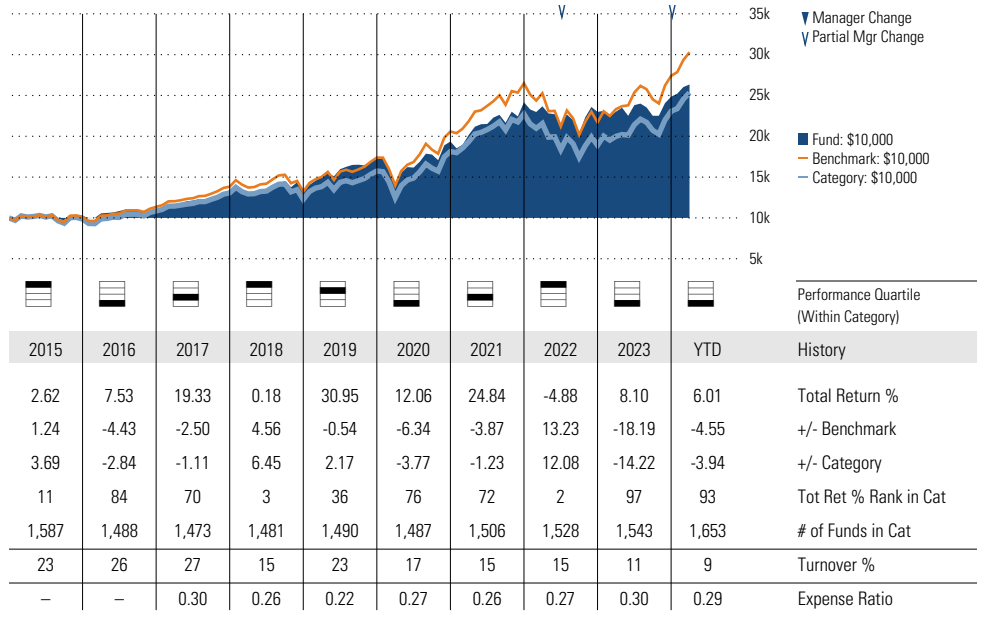
## Morningstar Investment Management LLC Analysis

The fund fails the manager tenure screen due to a late-2023 departure. However, the new lead manager has been transitioning into the lead position over the past two years and pursues the fund's long-running strategy.

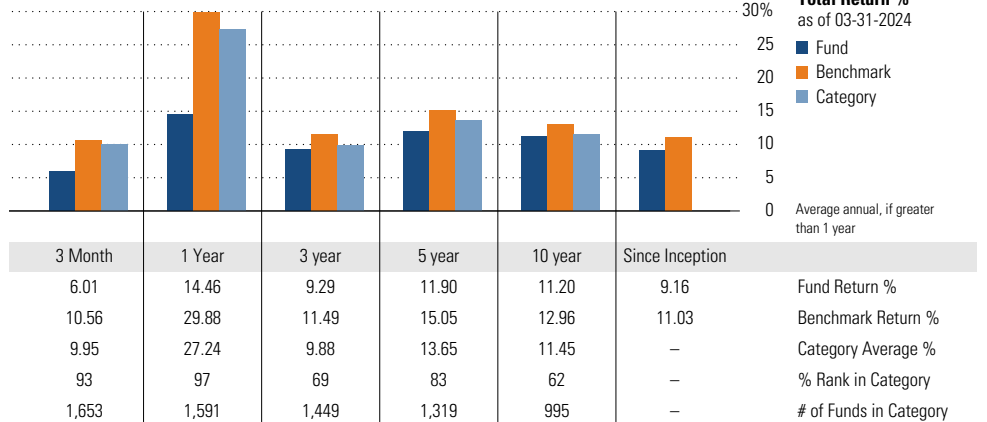
## ESG Metrics

Metric	Rating	Updated
Sustainability Rating	4	03-31-2024
Carbon Risk Score	Low Risk	12-31-2022
ESG Commitment	2-Basic	02-15-2022

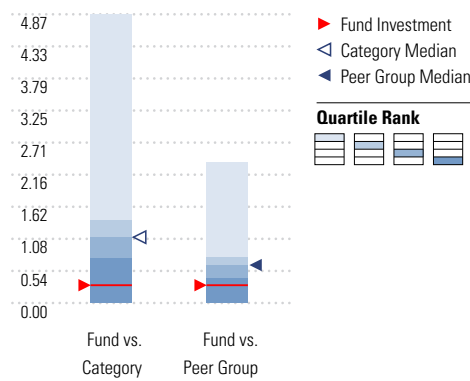
## Growth of \$10,000



## Trailing Performance



## Net Expense



Peer group is a subset of the category and includes funds with the same management style (active vs. passive) and similar share class characteristics.

## 3-Year Risk Metrics

	Fund	Bmark	Cat
Alpha	0.75	-	-0.96
Beta	0.74	-	0.94
R-Squared	81.15	-	94.59
Standard Deviation	14.39	17.60	16.99
Sharpe Ratio	0.49	0.54	0.45
Tracking Error	7.78	-	3.62
Information Ratio	-0.28	-	-1.36
Up Capture Ratio	73.91	-	92.17
Down Capture Ratio	70.98	-	96.02

## Portfolio Metrics

	Fund	Bmark	Cat
Price/Earnings Ratio	27.45	24.84	24.56
Price/Book Ratio	6.48	4.36	5.06
Geom Avg Mkt Cap \$B	187.47	270.11	347.16
ROE	35.22	32.68	33.81

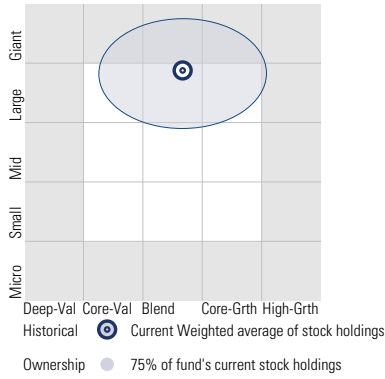
# Vanguard Dividend Growth Inv VDIGX

Morningstar Category  
Large Blend

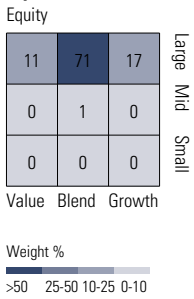
Morningstar Index  
S&P 500 TR USD

## Style Analysis as of 03-31-2024

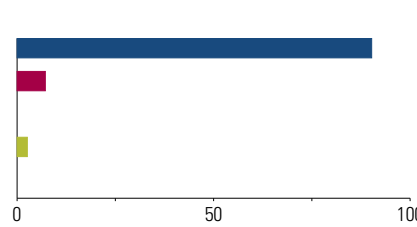
Morningstar Style Box™



## Style Breakdown

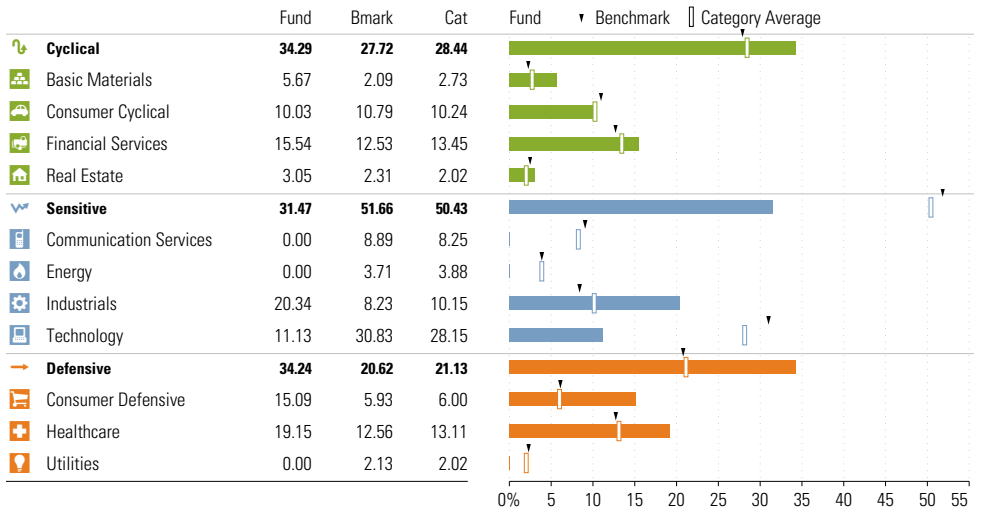


## Asset Allocation as of 03-31-2024



Asset Class	Net %	Cat%
US Stocks	90.22	95.21
Non-US Stocks	7.18	2.49
Bonds	0.00	-0.24
Cash	2.60	1.49
Other	0.00	1.06
<b>Total</b>	<b>100.00</b>	<b>100.00</b>

## Sector Weighting as of 03-31-2024



## Top 15 Holdings as of 03-31-2024

Name	% Net Asset	Cumulative %	YTD Return %	Morningstar Sector
Microsoft Corp	4.47	4.47	-	Technology
Stryker Corp	3.67	8.13	-	Healthcare
Danaher Corp	3.25	11.38	-	Healthcare
UnitedHealth Group Inc	3.21	14.59	-	Healthcare
Linde PLC	3.14	17.73	-	Basic Materials
Visa Inc Class A	3.13	20.86	-	Financial Services
Colgate-Palmolive Co	3.01	23.87	-	Consumer Defensive
American Express Co	3.01	26.88	-	Financial Services
TJX Companies Inc	2.97	29.85	-	Consumer Cyclical
Mastercard Inc Class A	2.93	32.78	-	Financial Services
Honeywell International Inc	2.91	35.69	-	Industrials
Accenture PLC Class A	2.82	38.50	-	Technology
Northrop Grumman Corp	2.78	41.28	-	Industrials
Marsh & McLennan Companies Inc	2.76	44.04	-	Financial Services
Procter & Gamble Co	2.68	46.72	-	Consumer Defensive

Total Holdings 51

⊕ Increase ⊖ Decrease ✨ New to Portfolio

# Vanguard Inflation-Protected Secs Adm VAIPX

**Morningstar Category**  
Inflation-Protected Bond

**Morningstar Index**  
Bloomberg US Treasury US TIPS TR USD

## Portfolio Manager(s)

John Madziyire since 11-2021

## Quantitative Screens

✔ **Performance:** The fund has finished in the Inflation-Protected Bond category's top three quartiles in 10 of the 10 years it's been in existence.

✘ **Management:** The fund's management team has been in place for less than three years.

Style Consistency is not calculated for Fixed Income funds.

✔ **Net Expense:** The fund's expense ratio of 0.1 is 83.87% lower than the Inflation-Protected Bond category average.

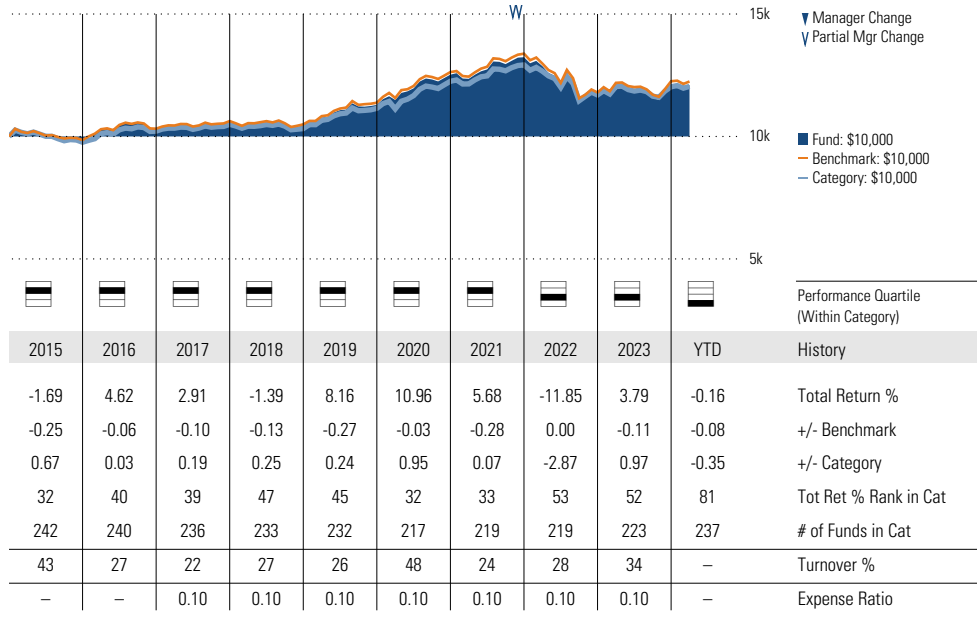
## Morningstar Investment Management LLC Analysis

This fund fails the manager tenure screen; however, the current manager has earned results consistent with those of his predecessor.

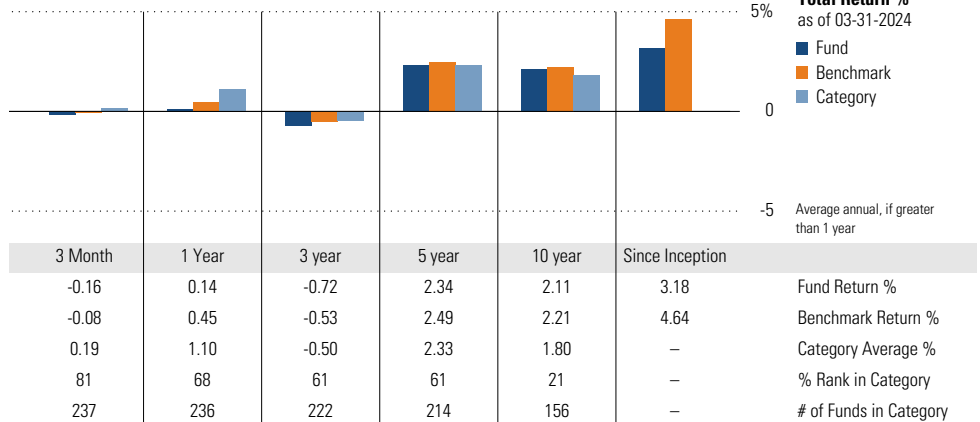
## ESG Metrics

Metric	Rating	Updated
Sustainability Rating	3	03-31-2024

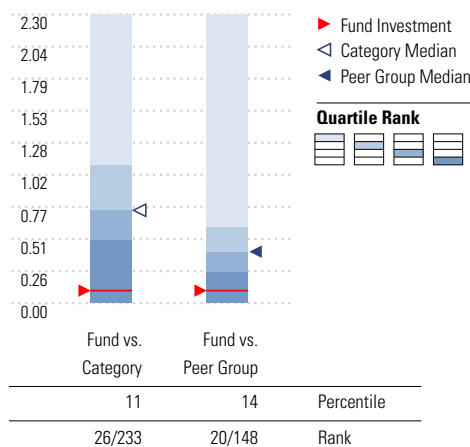
## Growth of \$10,000



## Trailing Performance



## Net Expense



Peer group is a subset of the category and includes funds with the same management style (active vs. passive) and similar share class characteristics.

## 3-Year Risk Metrics

Metric	Fund	Bmark	Cat
Alpha	-0.17	-	-0.36
Beta	0.99	-	0.97
R-Squared	99.75	-	95.52
Standard Deviation	7.09	7.15	7.13
Sharpe Ratio	-0.47	-0.45	-0.48
Tracking Error	0.36	-	1.65
Information Ratio	-0.43	-	-0.48
Up Capture Ratio	98.29	-	94.67
Down Capture Ratio	100.02	-	98.67

## Portfolio Metrics

Metric	Fund	Bmark	Cat
Avg Eff Duration	6.72	4.52	6.27
Avg Eff Maturity	7.20	-	7.18

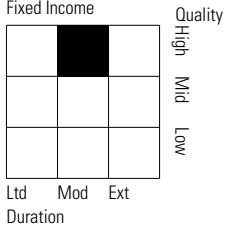
# Vanguard Inflation-Protected Secs Adm VAIPX

**Morningstar Category**  
Inflation-Protected Bond

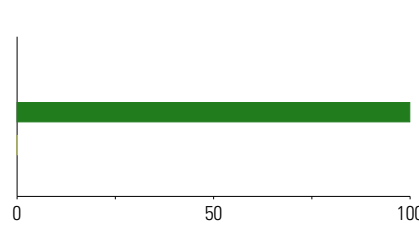
**Morningstar Index**  
Bloomberg US Treasury US TIPS TR USD

## Style Analysis as of 03-31-2024

### Style Breakdown



## Asset Allocation as of 03-31-2024

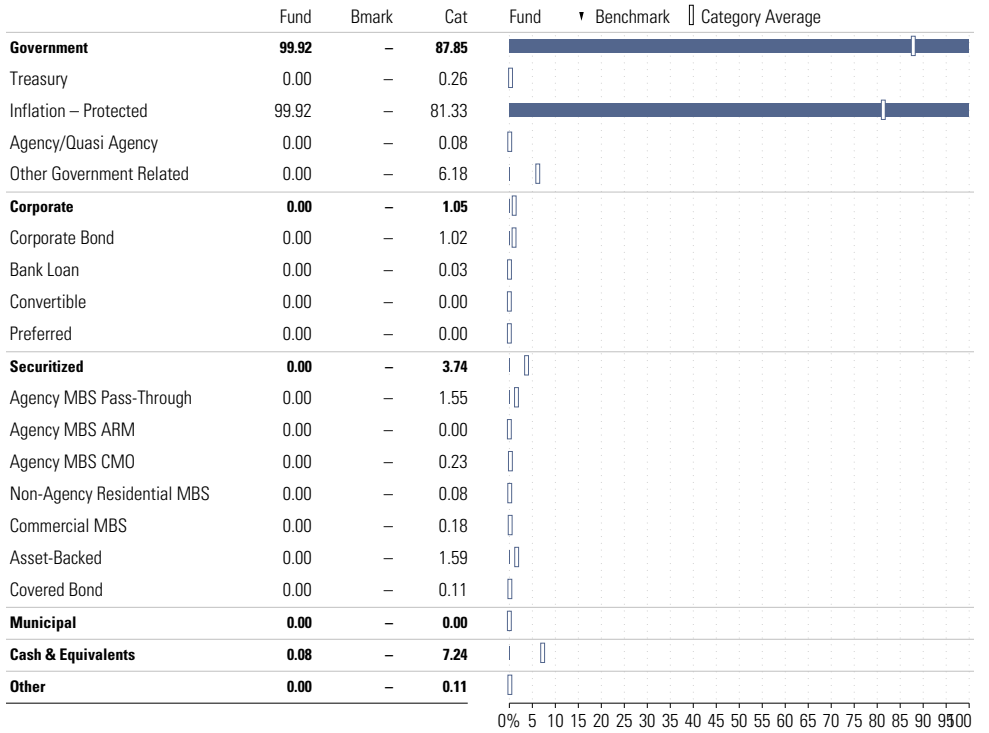


Asset Class	Net %	Cat%
US Stocks	0.00	0.23
Non-US Stocks	0.00	0.00
Bonds	99.92	96.30
Cash	0.08	2.92
Other	0.00	0.55
<b>Total</b>	<b>100.00</b>	<b>100.00</b>

### Credit Rating Breakdown

	Fund	Bmark	Cat
AAA	99.87	0.00	29.65
AA	0.00	99.60	67.50
A	0.00	0.00	0.83
BBB	0.00	0.00	1.33
BB	0.00	0.00	0.04
B	0.00	0.00	0.01
Below B	0.00	0.00	0.11
Not Rated	0.13	0.40	0.53

## Sector Weighting as of 03-31-2024



## Top 10 Holdings as of 03-31-2024

Name	Maturity Date	% Net Asset	Cumulative %	Fixed Income Sector
⊕ United States Treasury Notes	-	4.13	4.13	-
⊕ United States Treasury Notes	-	3.77	7.89	-
⊕ United States Treasury Notes	-	3.70	11.59	-
⊖ United States Treasury Notes	-	3.56	15.15	-
⊖ United States Treasury Notes	-	3.55	18.70	-
⊖ United States Treasury Notes	-	3.52	22.22	-
⊕ United States Treasury Notes	-	3.37	25.59	-
United States Treasury Notes	-	3.30	28.89	-
⊖ United States Treasury Notes	-	3.27	32.16	-
⊕ United States Treasury Notes	-	3.25	35.41	-

**Total Holdings 50**

⊕ Increase ⊖ Decrease ✱ New to Portfolio



# Vanguard Mid Cap Index Admiral VIMAX

Morningstar Category

Mid-Cap Blend

Morningstar Index

Russell Mid Cap TR USD

## Portfolio Manager(s)

Awais Khan since 07-2021  
Aurélie Denis since 02-2023  
Aaron Choi since 08-2023

## Quantitative Screens

✔ **Performance:** The fund has finished in the Mid-Cap Blend category's top three quartiles in 9 of the 10 years it's been in existence.

✘ **Management:** The fund's management team has been in place for less than three years.

✔ **Style:** The fund has landed in its primary style box — Mid-Cap Blend — 100 % of the time over the past three years.

✔ **Net Expense:** The fund's expense ratio of 0.05 is 94.05% lower than the Mid-Cap Blend category average.

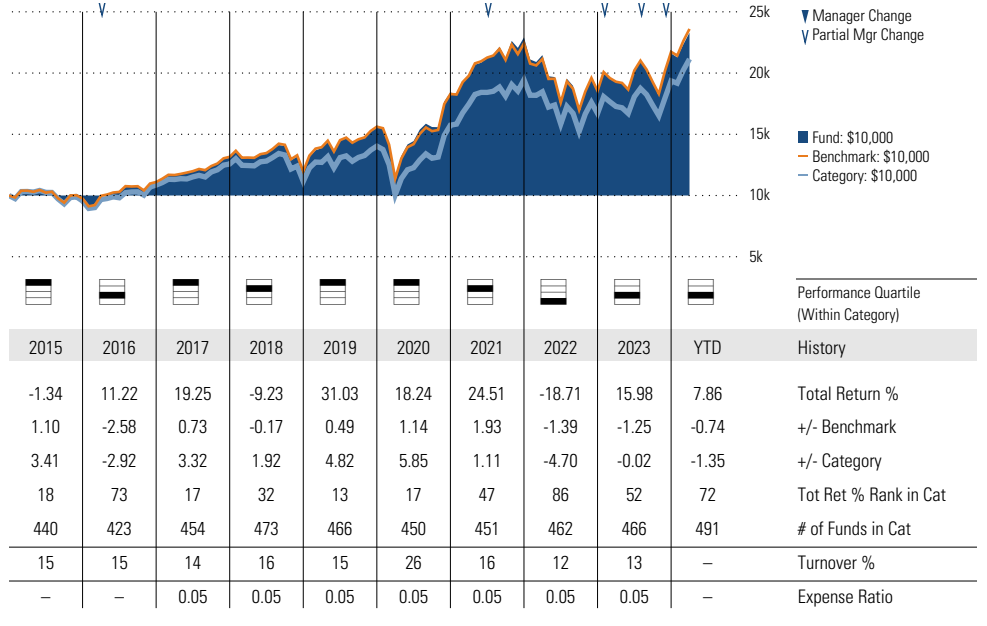
## Morningstar Investment Management LLC Analysis

This fund fails the manager tenure screen due to the retirement of a long-serving manager. Since this is a team-managed index fund, we are not concerned about the change.

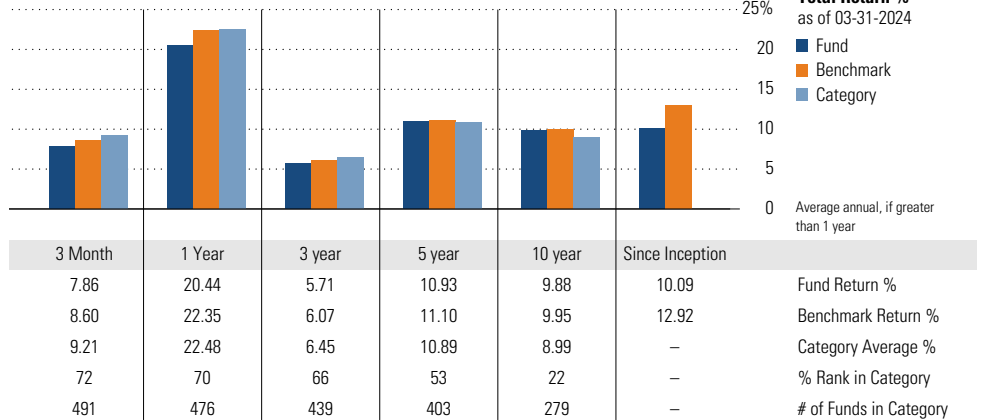
## ESG Metrics

Metric	Rating	Updated
Sustainability Rating	4	03-31-2024
Carbon Risk Score	Medium Risk	12-31-2022
ESG Commitment	1-Low	02-15-2022

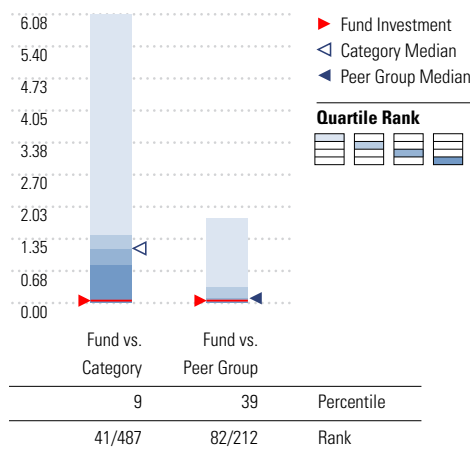
## Growth of \$10,000



## Trailing Performance



## Net Expense



Peer group is a subset of the category and includes funds with the same management style (active vs. passive) and similar share class characteristics.

## 3-Year Risk Metrics

Metric	Fund	Bmark	Cat
Alpha	-0.27	-	0.04
Beta	0.99	-	0.96
R-Squared	99.55	-	93.64
Standard Deviation	19.30	19.50	19.30
Sharpe Ratio	0.23	0.25	0.24
Tracking Error	1.32	-	4.88
Information Ratio	-0.27	-	-0.07
Up Capture Ratio	98.61	-	94.49
Down Capture Ratio	99.67	-	94.51

## Portfolio Metrics

Metric	Fund	Bmark	Cat
Price/Earnings Ratio	22.13	19.71	20.29
Price/Book Ratio	3.08	2.83	2.96
Geom Avg Mkt Cap \$B	31.24	20.88	13.02
ROE	18.69	17.64	20.39

# Vanguard Mid Cap Index Admiral VIMAX

Morningstar Category

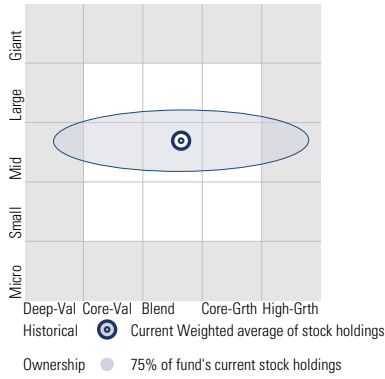
Mid-Cap Blend

Morningstar Index

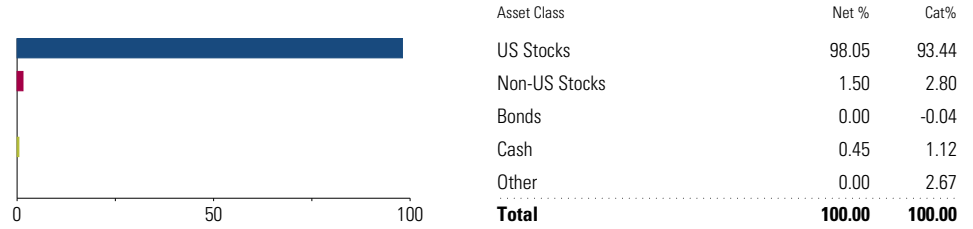
Russell Mid Cap TR USD

## Style Analysis as of 03-31-2024

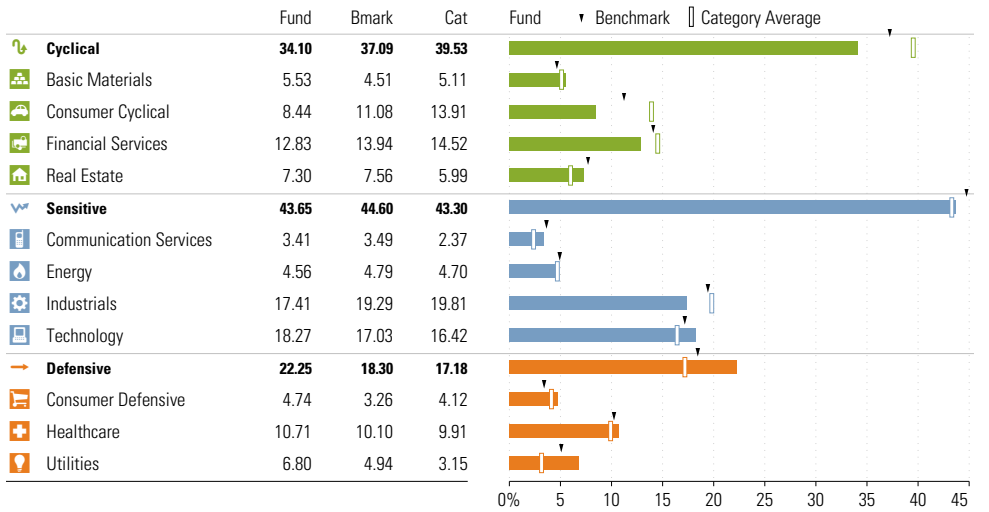
Morningstar Style Box™



## Asset Allocation as of 03-31-2024



## Sector Weighting as of 03-31-2024



## Style Breakdown



## Top 15 Holdings as of 03-31-2024

Name	% Net Asset	Cumulative %	YTD Return %	Morningstar Sector
Amphenol Corp Class A	0.90	0.90	-	Technology
TransDigm Group Inc	0.85	1.75	-	Industrials
PACCAR Inc	0.85	2.60	-	Industrials
Cintas Corp	0.77	3.37	-	Industrials
Constellation Energy Corp	0.77	4.14	-	Utilities
Motorola Solutions Inc	0.77	4.90	-	Technology
Arthur J. Gallagher & Co	0.71	5.61	-	Financial Services
DexCom Inc	0.70	6.31	-	Healthcare
Welltower Inc	0.69	7.00	-	Real Estate
Copart Inc	0.65	7.65	-	Industrials
Super Micro Computer Inc	0.65	8.30	-	Technology
Carrier Global Corp Ordinary Shares	0.65	8.95	-	Industrials
D.R. Horton Inc	0.64	9.59	-	Consumer Cyclical
Nucor Corp	0.63	10.22	-	Basic Materials
Microchip Technology Inc	0.63	10.85	-	Technology

Total Holdings 331

⊕ Increase ⊖ Decrease ✨ New to Portfolio

# Vanguard Target Retirement 2020 Fund VTWNX

**Morningstar Category**  
Target-Date 2020

**Morningstar Index**  
Morningstar Lifetime Mod 2020 TR USD

## Portfolio Manager(s)

Walter Nejman since 02-2013  
Aur lie Denis since 02-2023  
Michael Roach since 02-2023  
Roger Aliaga-Diaz since 02-2023

## Quantitative Screens

✔ **Performance:** The fund has finished in the Target-Date 2020 category's top three quartiles in 10 of the 10 years it's been in existence.

✔ **Management:** The fund's management has been in place for 11.11 years.

✔ **Style:** The fund has landed in its primary style box — Large Blend — 100 % of the time over the past three years.

✔ **Net Expense:** The fund's expense ratio of 0.08 is 86.21% lower than the Target-Date 2020 category average.

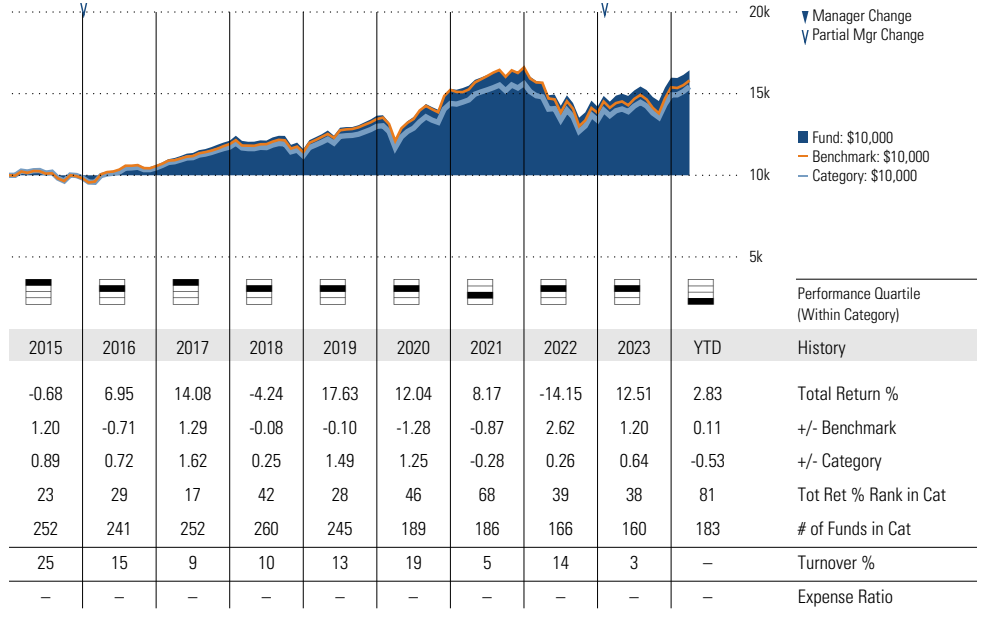
## Morningstar Investment Management LLC Analysis

This fund passes all of Morningstar Investment Management's quantitative screens. Morningstar Investment Management has also assessed the fund from a qualitative perspective and, as a fiduciary, is comfortable recommending the fund's use in retirement plans.

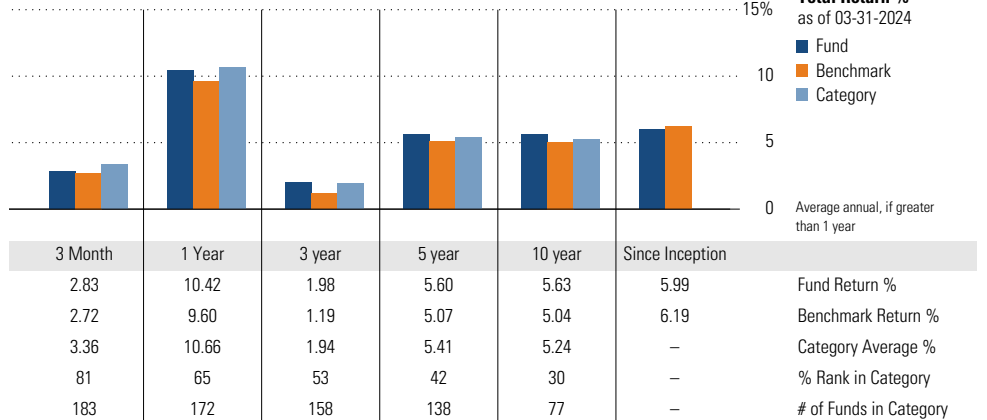
## ESG Metrics

Metric	Rating	Updated
Sustainability Rating	3	03-31-2024
ESG Commitment	1-Low	02-15-2022

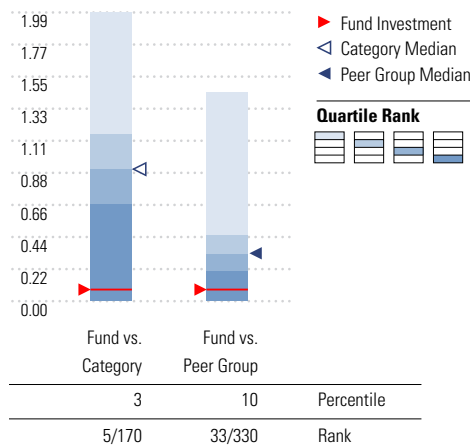
## Growth of \$10,000



## Trailing Performance



## Net Expense



Peer group is a subset of the category and includes funds with the same management style (active vs. passive) and similar share class characteristics.

## 3-Year Risk Metrics

	Fund	Bmark	Cat
Alpha	0.87	-	0.82
Beta	0.86	-	0.88
R-Squared	98.85	-	98.29
Standard Deviation	10.08	11.68	10.33
Sharpe Ratio	-0.05	-0.09	-0.05
Tracking Error	1.98	-	2.07
Information Ratio	0.40	-	0.39
Up Capture Ratio	89.17	-	90.84
Down Capture Ratio	83.76	-	85.78

## Portfolio Metrics

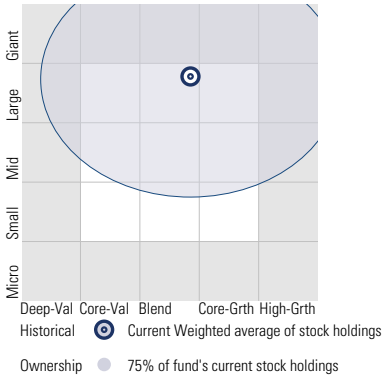
	Fund	Bmark	Cat
Price/Earnings Ratio	19.71	19.71	20.66
Price/Book Ratio	2.62	2.62	2.85
Avg Eff Duration	5.64	-	5.09

# Vanguard Target Retirement 2020 Fund VTWNX

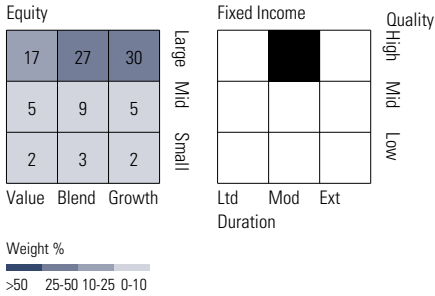
**Morningstar Category**  
Target-Date 2020

**Morningstar Index**  
Morningstar Lifetime Mod 2020 TR USD

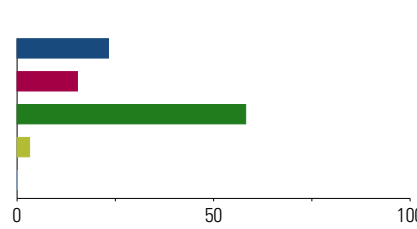
**Style Analysis** as of 03-31-2024  
Morningstar Style Box™



**Style Breakdown**

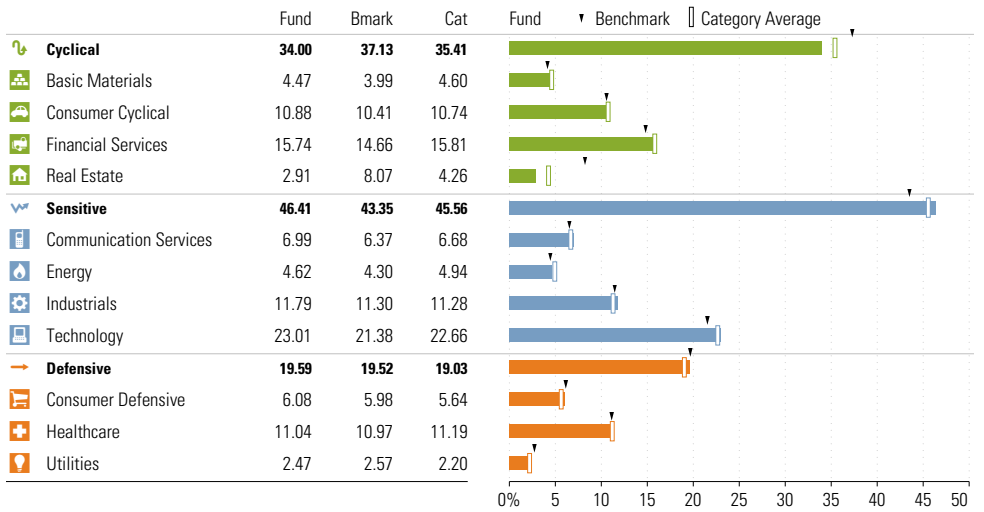


**Asset Allocation** as of 03-31-2024



Asset Class	Net %	Cat%
US Stocks	23.25	28.33
Non-US Stocks	15.35	16.09
Bonds	58.16	44.91
Cash	3.18	2.34
Other	0.05	8.34
<b>Total</b>	<b>100.00</b>	<b>100.00</b>

**Sector Weighting** as of 03-31-2024



**Top 7 Holdings** as of 03-31-2024

Name	Maturity Date	% Net Asset	Cumulative %	YTD Return %	Morningstar Sector
⊕ Vanguard Total Bond Market II Idx Inv	—	33.26	33.26	—	—
⊖ Vanguard Total Stock Mkt Idx Instl Pls	—	23.32	56.58	—	—
⊖ Vanguard Total Intl Stock Index Inv	—	15.84	72.41	—	—
⊕ Vanguard Total Intl Bd II Idx Instl	—	14.74	87.15	—	—
⊕ Vanguard Shrt-Term Infl-Prot Sec Idx Adm	—	12.07	99.22	—	—
⊕ Mktliq 12/31/2049	—	0.78	100.00	—	—
⊖ Us Dollar	—	0.00	100.00	—	—

**Total Holdings 7**

⊕ Increase ⊖ Decrease ✨ New to Portfolio

# Vanguard Target Retirement 2025 Fund VTTVX

**Morningstar Category**  
Target-Date 2025

**Morningstar Index**  
Morningstar Lifetime Mod 2025 TR USD

## Portfolio Manager(s)

Walter Nejman since 02-2013  
Aurélie Denis since 02-2023  
Michael Roach since 02-2023  
Roger Aliaga-Diaz since 02-2023

## Quantitative Screens

✔ **Performance:** The fund has finished in the Target-Date 2025 category's top three quartiles in 10 of the 10 years it's been in existence.

✔ **Management:** The fund's management has been in place for 11.11 years.

✔ **Style:** The fund has landed in its primary style box — Large Blend — 100 % of the time over the past three years.

✔ **Net Expense:** The fund's expense ratio of 0.08 is 86.67% lower than the Target-Date 2025 category average.

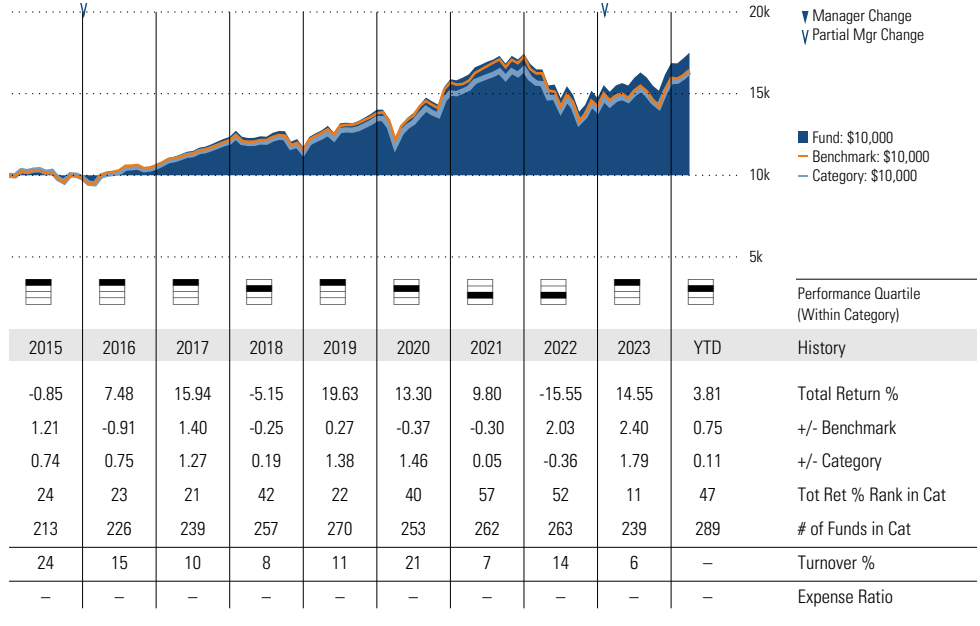
## Morningstar Investment Management LLC Analysis

This fund passes all of Morningstar Investment Management's quantitative screens. Morningstar Investment Management has also assessed the fund from a qualitative perspective and, as a fiduciary, is comfortable recommending the fund's use in retirement plans.

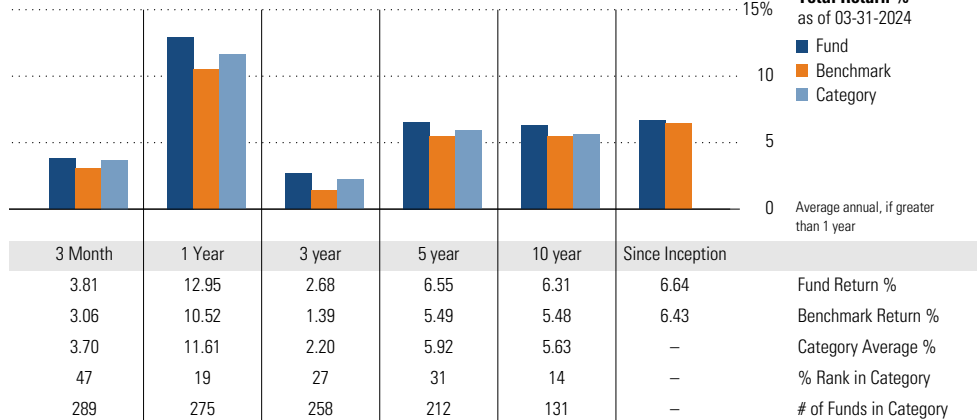
## ESG Metrics

Metric	Rating	Updated
Sustainability Rating	3	03-31-2024
Carbon Risk Score	Low Risk	12-31-2022
ESG Commitment	1-Low	02-15-2022

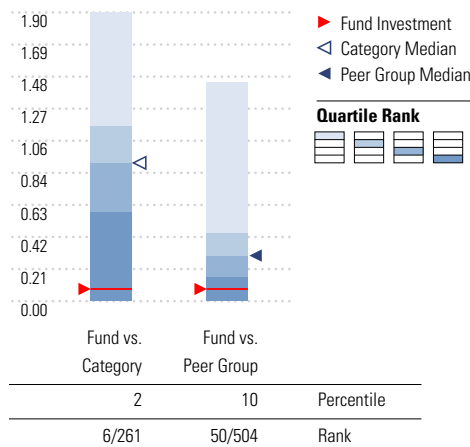
## Growth of \$10,000



## Trailing Performance



## Net Expense



Peer group is a subset of the category and includes funds with the same management style (active vs. passive) and similar share class characteristics.

## 3-Year Risk Metrics

Metric	Fund	Bmark	Cat
Alpha	1.32	-	0.93
Beta	0.92	-	0.86
R-Squared	98.86	-	98.11
Standard Deviation	11.65	12.58	10.97
Sharpe Ratio	0.03	-0.06	-0.01
Tracking Error	1.59	-	2.31
Information Ratio	0.81	-	0.40
Up Capture Ratio	96.64	-	89.22
Down Capture Ratio	89.18	-	83.93

## Portfolio Metrics

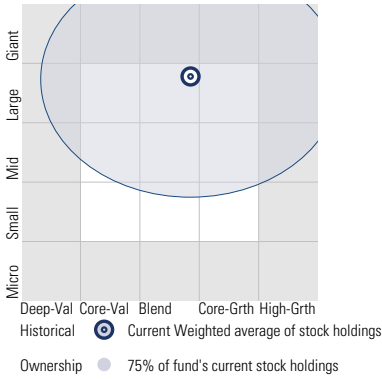
Metric	Fund	Bmark	Cat
Price/Earnings Ratio	19.74	19.52	20.68
Price/Book Ratio	2.62	2.58	2.83
Avg Eff Duration	5.94	-	5.59

# Vanguard Target Retirement 2025 Fund VTTVX

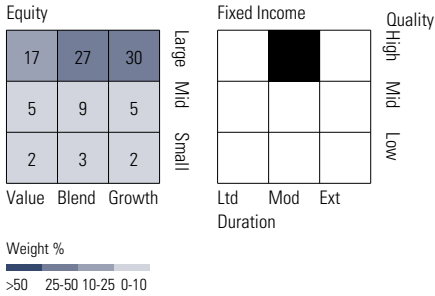
**Morningstar Category**  
Target-Date 2025

**Morningstar Index**  
Morningstar Lifetime Mod 2025 TR USD

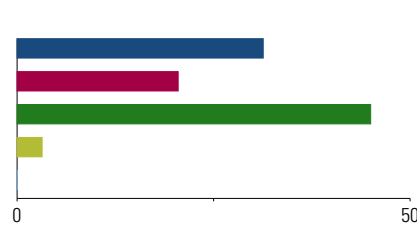
**Style Analysis** as of 03-31-2024  
Morningstar Style Box™



**Style Breakdown**

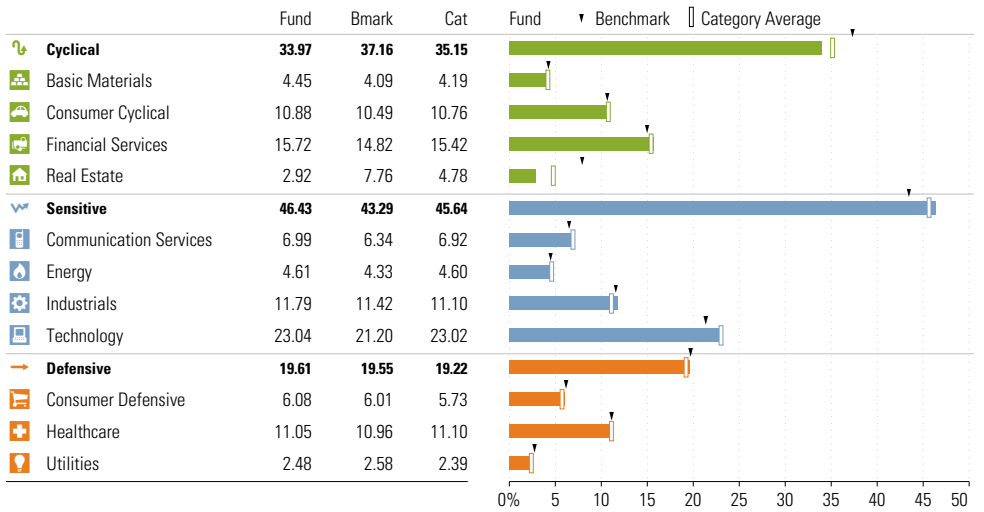


**Asset Allocation** as of 03-31-2024



Asset Class	Net %	Cat%
US Stocks	31.31	29.12
Non-US Stocks	20.49	15.31
Bonds	44.98	41.22
Cash	3.18	2.13
Other	0.05	12.23
<b>Total</b>	<b>100.00</b>	<b>100.00</b>

**Sector Weighting** as of 03-31-2024



**Top 7 Holdings** as of 03-31-2024

Name	Maturity Date	% Net Asset	Cumulative %	YTD Return %	Morningstar Sector
⊖ Vanguard Total Stock Mkt Idx Instl Pls	-	31.40	31.40	-	-
⊕ Vanguard Total Bond Market II Idx Inv	-	28.35	59.75	-	-
⊖ Vanguard Total Intl Stock Index Inv	-	21.13	80.88	-	-
⊕ Vanguard Total Intl Bd II Idx Instl	-	12.30	93.17	-	-
⊕ Vanguard Shrt-Term Infl-Prot Sec Idx Adm	-	5.80	98.97	-	-
⊕ Mktliq 12/31/2049	-	1.00	99.97	-	-
⊕ Us Dollar	-	0.03	100.00	-	-

**Total Holdings 7**

⊕ Increase ⊖ Decrease ✨ New to Portfolio

# Vanguard Target Retirement 2030 Fund VTHRX

**Morningstar Category**  
Target-Date 2030

**Morningstar Index**  
Morningstar Lifetime Mod 2030 TR USD

## Portfolio Manager(s)

Walter Nejman since 02-2013  
Aurélie Denis since 02-2023  
Michael Roach since 02-2023  
Roger Aliaga-Diaz since 02-2023

## Quantitative Screens

✔ **Performance:** The fund has finished in the Target-Date 2030 category's top three quartiles in 10 of the 10 years it's been in existence.

✔ **Management:** The fund's management has been in place for 11.11 years.

✔ **Style:** The fund has landed in its primary style box — Large Blend — 100 % of the time over the past three years.

✔ **Net Expense:** The fund's expense ratio of 0.08 is 87.1% lower than the Target-Date 2030 category average.

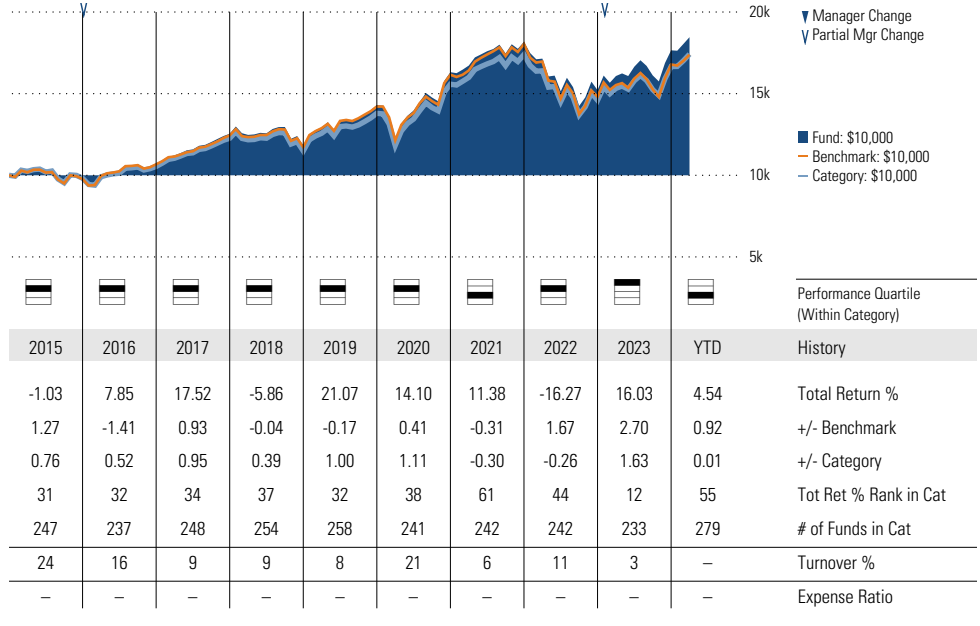
## Morningstar Investment Management LLC Analysis

This fund passes all of Morningstar Investment Management's quantitative screens. Morningstar Investment Management has also assessed the fund from a qualitative perspective and, as a fiduciary, is comfortable recommending the fund's use in retirement plans.

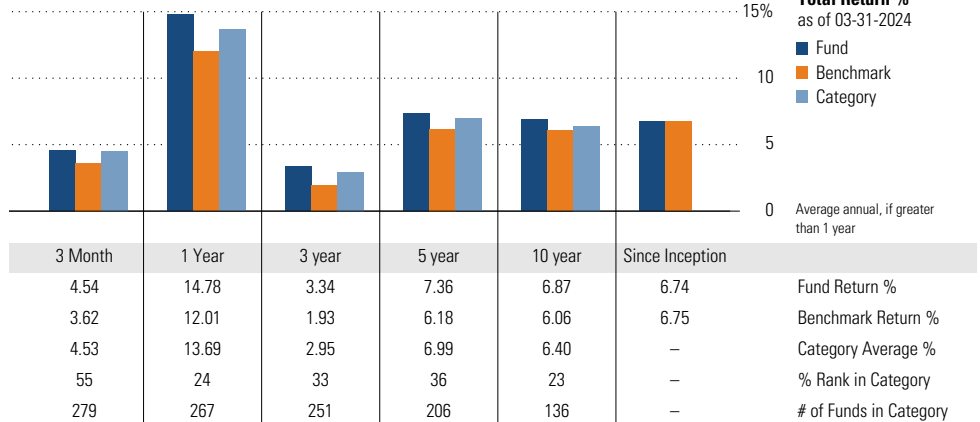
## ESG Metrics

Metric	Rating	Updated
Sustainability Rating	3	03-31-2024
Carbon Risk Score	Low Risk	12-31-2022
ESG Commitment	1-Low	02-15-2022

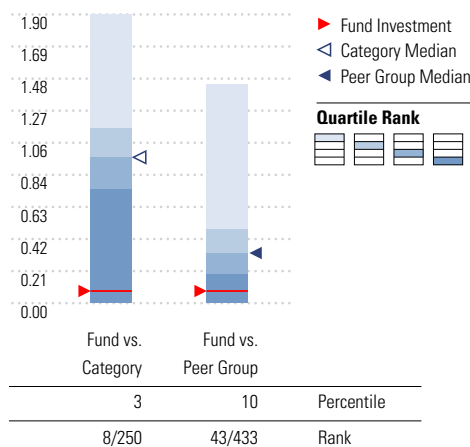
## Growth of \$10,000



## Trailing Performance



## Net Expense



Peer group is a subset of the category and includes funds with the same management style (active vs. passive) and similar share class characteristics.

## 3-Year Risk Metrics

	Fund	Bmark	Cat
Alpha	1.46	-	1.16
Beta	0.94	-	0.90
R-Squared	98.93	-	98.33
Standard Deviation	12.73	13.51	12.26
Sharpe Ratio	0.09	-0.01	0.06
Tracking Error	1.57	-	2.11
Information Ratio	0.91	-	0.55
Up Capture Ratio	98.29	-	93.58
Down Capture Ratio	90.71	-	87.51

## Portfolio Metrics

	Fund	Bmark	Cat
Price/Earnings Ratio	19.76	19.33	20.70
Price/Book Ratio	2.63	2.55	2.90
Avg Eff Duration	6.45	-	6.08

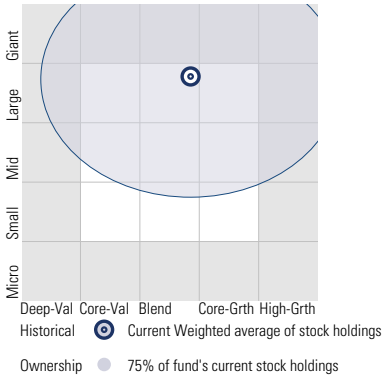
# Vanguard Target Retirement 2030 Fund VTHRX

**Morningstar Category**  
Target-Date 2030

**Morningstar Index**  
Morningstar Lifetime Mod 2030 TR USD

## Style Analysis as of 03-31-2024

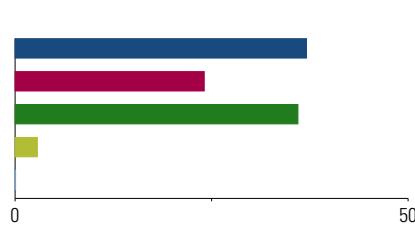
Morningstar Style Box™



## Style Breakdown

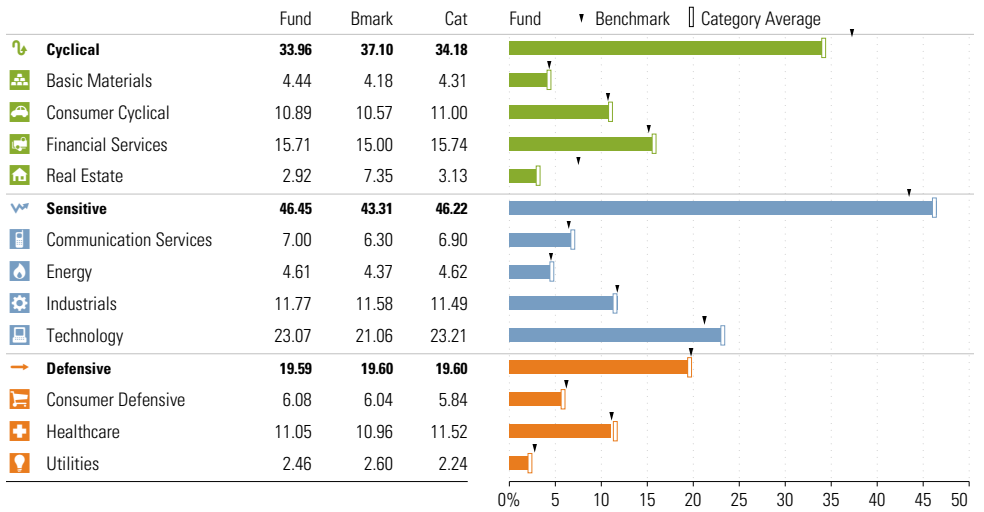


## Asset Allocation as of 03-31-2024



Asset Class	Net %	Cat%
US Stocks	37.07	34.91
Non-US Stocks	24.06	19.21
Bonds	35.98	31.38
Cash	2.83	1.27
Other	0.06	13.25
<b>Total</b>	<b>100.00</b>	<b>100.00</b>

## Sector Weighting as of 03-31-2024



## Top 6 Holdings as of 03-31-2024

Name	Maturity Date	% Net Asset	Cumulative %	YTD Return %	Morningstar Sector
⊖ Vanguard Total Stock Mkt Idx Instl Pls	-	37.18	37.18	-	-
⊕ Vanguard Total Bond Market II Idx Inv	-	25.94	63.12	-	-
⊕ Vanguard Total Intl Stock Index Inv	-	24.81	87.93	-	-
⊕ Vanguard Total Intl Bd II Idx Instl	-	11.20	99.13	-	-
⊕ Mktliq 12/31/2049	-	0.88	100.02	-	-
⊕ Us Dollar	-	0.02	100.03	-	-

## Total Holdings 6

⊕ Increase ⊖ Decrease ✨ New to Portfolio



# Vanguard Target Retirement 2035 Fund VTTX

**Morningstar Category**  
Target-Date 2035

**Morningstar Index**  
Morningstar Lifetime Mod 2035 TR USD

## Portfolio Manager(s)

Walter Nejman since 02-2013  
Aurélie Denis since 02-2023  
Michael Roach since 02-2023  
Roger Aliaga-Diaz since 02-2023

## Quantitative Screens

✔ **Performance:** The fund has finished in the Target-Date 2035 category's top three quartiles in 9 of the 10 years it's been in existence.

✔ **Management:** The fund's management has been in place for 11.11 years.

✔ **Style:** The fund has landed in its primary style box — Large Blend — 100 % of the time over the past three years.

✔ **Net Expense:** The fund's expense ratio of 0.08 is 86.89% lower than the Target-Date 2035 category average.

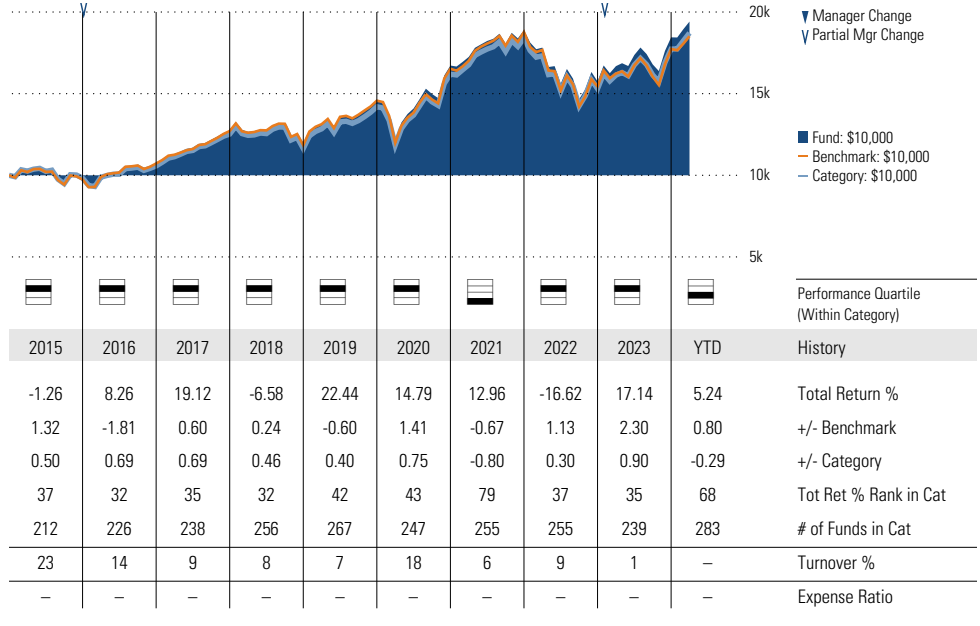
## Morningstar Investment Management LLC Analysis

This fund passes all of Morningstar Investment Management's quantitative screens. Morningstar Investment Management has also assessed the fund from a qualitative perspective and, as a fiduciary, is comfortable recommending the fund's use in retirement plans.

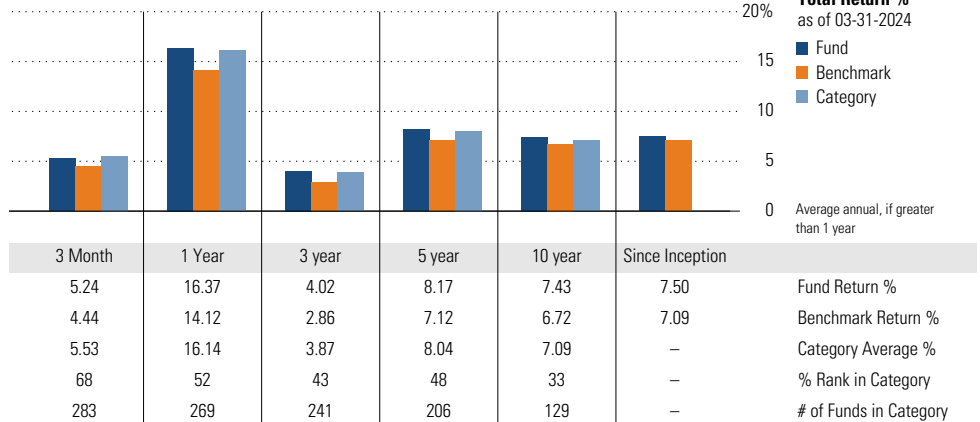
## ESG Metrics

Metric	Rating	Updated
Sustainability Rating	3	03-31-2024
Carbon Risk Score	Low Risk	12-31-2022
ESG Commitment	1-Low	02-15-2022

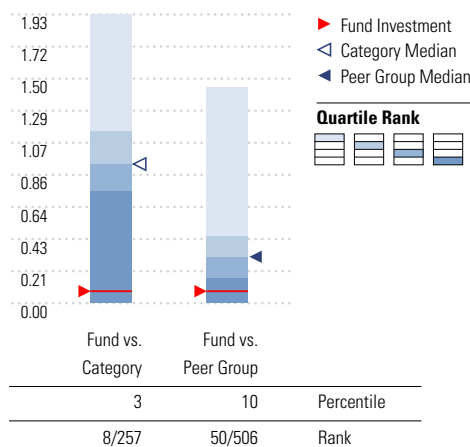
## Growth of \$10,000



## Trailing Performance



## Net Expense



Peer group is a subset of the category and includes funds with the same management style (active vs. passive) and similar share class characteristics.

## 3-Year Risk Metrics

Metric	Fund	Bmark	Cat
Alpha	1.26	-	1.21
Beta	0.93	-	0.93
R-Squared	98.98	-	98.39
Standard Deviation	13.56	14.44	13.59
Sharpe Ratio	0.14	0.06	0.14
Tracking Error	1.67	-	2.03
Information Ratio	0.70	-	0.58
Up Capture Ratio	96.98	-	96.90
Down Capture Ratio	90.93	-	91.12

## Portfolio Metrics

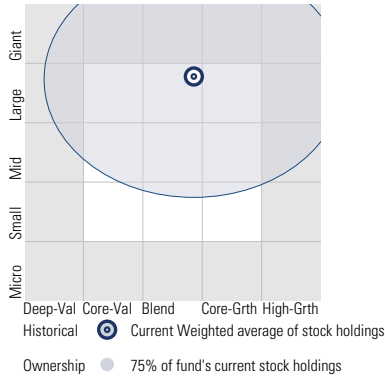
Metric	Fund	Bmark	Cat
Price/Earnings Ratio	19.85	19.14	20.61
Price/Book Ratio	2.65	2.51	2.85
Avg Eff Duration	6.45	-	6.37

# Vanguard Target Retirement 2035 Fund VTTX

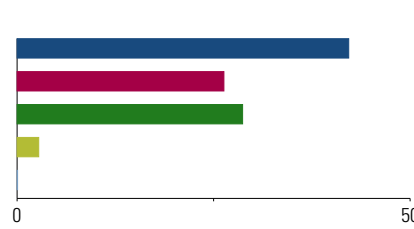
**Morningstar Category**  
Target-Date 2035

**Morningstar Index**  
Morningstar Lifetime Mod 2035 TR USD

**Style Analysis** as of 03-31-2024  
Morningstar Style Box™

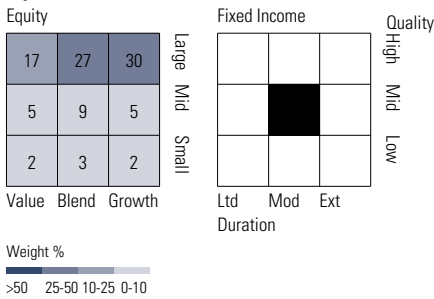


**Asset Allocation** as of 03-31-2024

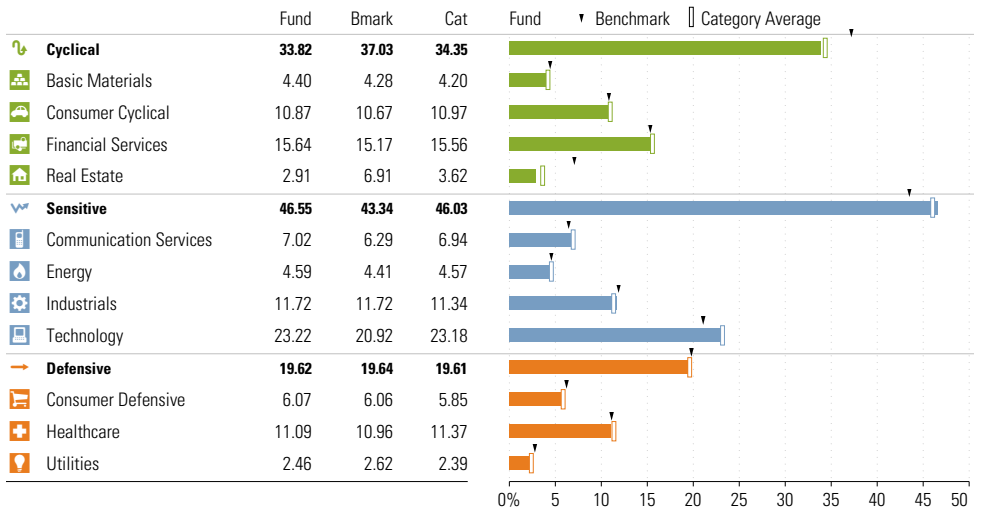


Asset Class	Net %	Cat%
US Stocks	42.19	41.05
Non-US Stocks	26.31	21.93
Bonds	28.69	22.49
Cash	2.75	2.19
Other	0.06	12.34
<b>Total</b>	<b>100.00</b>	<b>100.00</b>

**Style Breakdown**



**Sector Weighting** as of 03-31-2024



**Top 6 Holdings** as of 03-31-2024

Name	Maturity Date	% Net Asset	Cumulative %	YTD Return %	Morningstar Sector
⊖ Vanguard Total Stock Mkt Idx Instl Pls	-	42.33	42.33	-	-
⊕ Vanguard Total Intl Stock Index Inv	-	27.12	69.45	-	-
⊕ Vanguard Total Bond Market II Idx Inv	-	20.67	90.12	-	-
⊕ Vanguard Total Intl Bd II Idx Instl	-	8.95	99.07	-	-
⊕ Mktliq 12/31/2049	-	0.92	100.00	-	-
⊖ Us Dollar	-	0.00	100.00	-	-

**Total Holdings 6**

⊕ Increase ⊖ Decrease ✨ New to Portfolio

# Vanguard Target Retirement 2040 Fund VFORX

**Morningstar Category**  
Target-Date 2040

**Morningstar Index**  
Morningstar Lifetime Mod 2040 TR USD

## Portfolio Manager(s)

Walter Nejman since 02-2013  
Aurélie Denis since 02-2023  
Michael Roach since 02-2023  
Roger Aliaga-Diaz since 02-2023

## Quantitative Screens

✔ **Performance:** The fund has finished in the Target-Date 2040 category's top three quartiles in 9 of the 10 years it's been in existence.

✔ **Management:** The fund's management has been in place for 11.11 years.

✔ **Style:** The fund has landed in its primary style box — Large Blend — 100 % of the time over the past three years.

✔ **Net Expense:** The fund's expense ratio of 0.08 is 87.69% lower than the Target-Date 2040 category average.

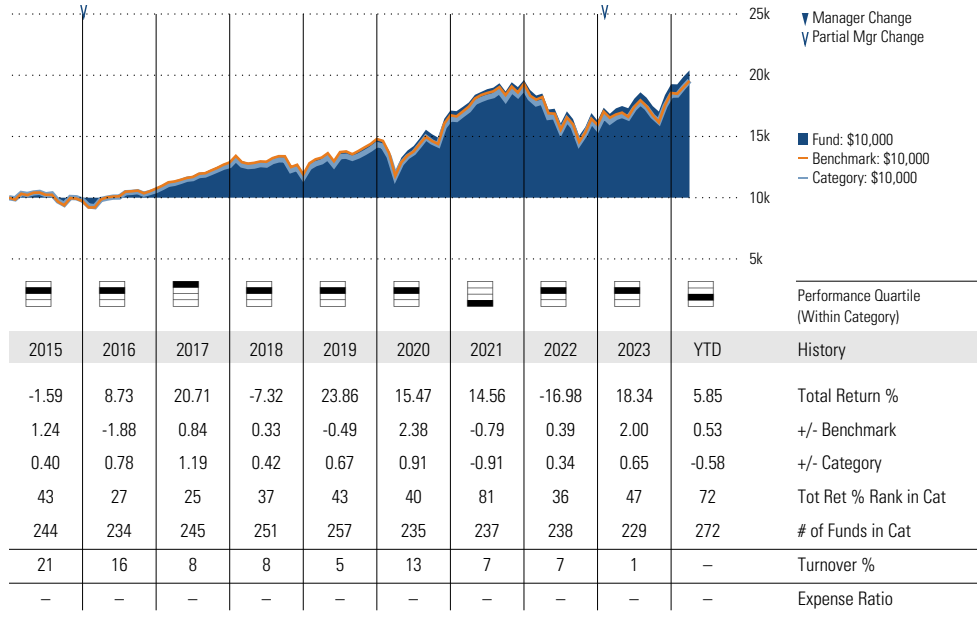
## Morningstar Investment Management LLC Analysis

This fund passes all of Morningstar Investment Management's quantitative screens. Morningstar Investment Management has also assessed the fund from a qualitative perspective and, as a fiduciary, is comfortable recommending the fund's use in retirement plans.

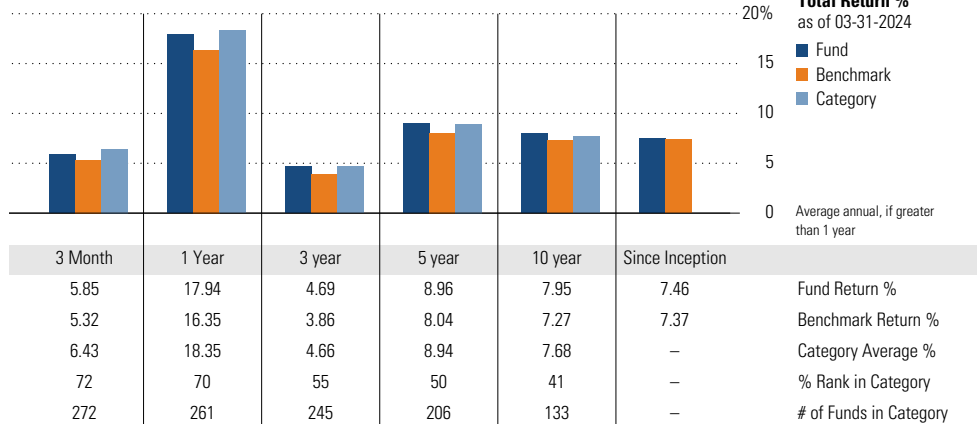
## ESG Metrics

Metric	Rating	Updated
Sustainability Rating	3	03-31-2024
Carbon Risk Score	Low Risk	12-31-2022
ESG Commitment	1-Low	02-15-2022

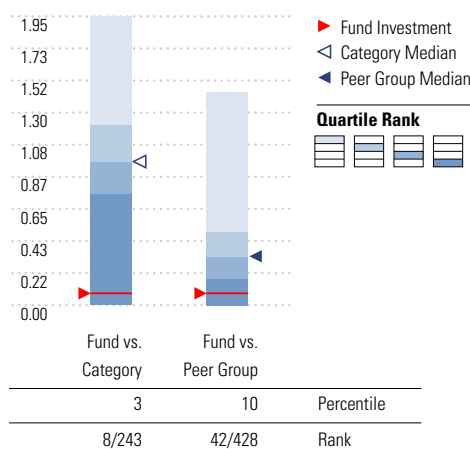
## Growth of \$10,000



## Trailing Performance



## Net Expense



Peer group is a subset of the category and includes funds with the same management style (active vs. passive) and similar share class characteristics.

## 3-Year Risk Metrics

	Fund	Bmark	Cat
Alpha	0.98	-	1.00
Beta	0.94	-	0.95
R-Squared	98.92	-	98.37
Standard Deviation	14.38	15.28	14.69
Sharpe Ratio	0.19	0.13	0.19
Tracking Error	1.78	-	2.10
Information Ratio	0.46	-	0.46
Up Capture Ratio	96.37	-	98.20
Down Capture Ratio	91.95	-	93.78

## Portfolio Metrics

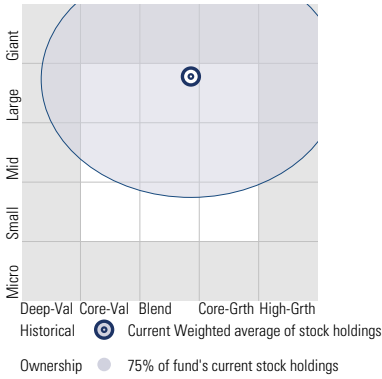
	Fund	Bmark	Cat
Price/Earnings Ratio	19.87	18.96	20.56
Price/Book Ratio	2.65	2.48	2.87
Avg Eff Duration	6.45	-	6.68

# Vanguard Target Retirement 2040 Fund VFORX

**Morningstar Category**  
Target-Date 2040

**Morningstar Index**  
Morningstar Lifetime Mod 2040 TR USD

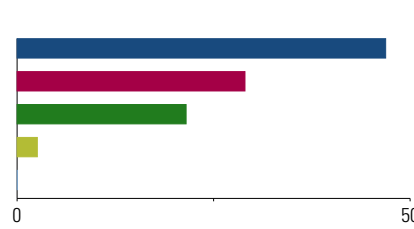
**Style Analysis** as of 03-31-2024  
Morningstar Style Box™



**Style Breakdown**

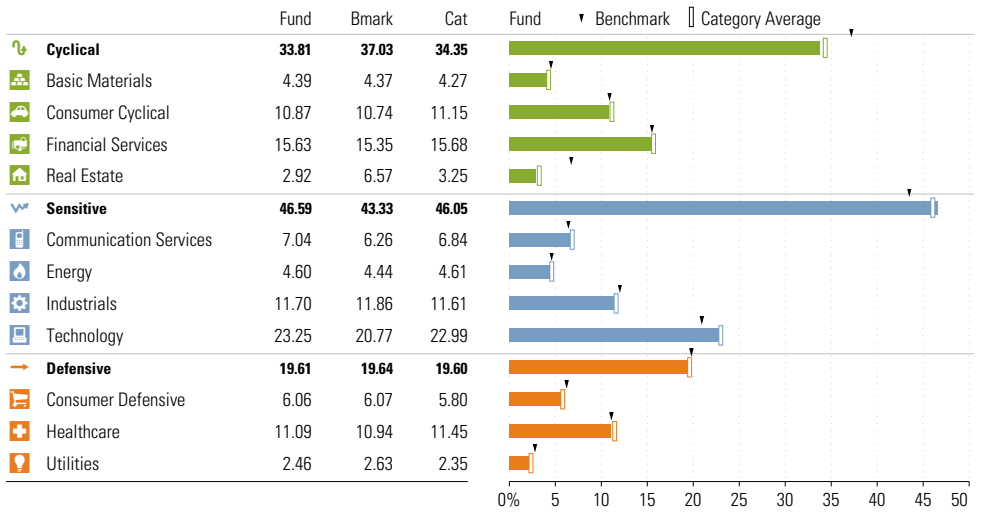


**Asset Allocation** as of 03-31-2024



Asset Class	Net %	Cat%
US Stocks	46.89	47.46
Non-US Stocks	28.99	25.89
Bonds	21.50	13.04
Cash	2.57	1.70
Other	0.05	11.91
<b>Total</b>	<b>100.00</b>	<b>100.00</b>

**Sector Weighting** as of 03-31-2024



**Top 6 Holdings** as of 03-31-2024

Name	Maturity Date	% Net Asset	Cumulative %	YTD Return %	Morningstar Sector
⊖ Vanguard Total Stock Mkt Idx Instl Pls	-	47.05	47.05	-	-
⊕ Vanguard Total Intl Stock Index Inv	-	29.89	76.94	-	-
⊕ Vanguard Total Bond Market II Idx Inv	-	15.49	92.43	-	-
⊕ Vanguard Total Intl Bd II Idx Instl	-	6.70	99.13	-	-
⊕ Mktliq 12/31/2049	-	0.87	100.00	-	-
⊖ Us Dollar	-	0.00	100.00	-	-

**Total Holdings 6**

⊕ Increase ⊖ Decrease ✨ New to Portfolio

# Vanguard Target Retirement 2045 Fund VTIVX

**Morningstar Category**  
Target-Date 2045

**Morningstar Index**  
Morningstar Lifetime Mod 2045 TR USD

## Portfolio Manager(s)

Walter Nejman since 02-2013  
Aurélie Denis since 02-2023  
Michael Roach since 02-2023  
Roger Aliaga-Diaz since 02-2023

## Quantitative Screens

✔ **Performance:** The fund has finished in the Target-Date 2045 category's top three quartiles in 10 of the 10 years it's been in existence.

✔ **Management:** The fund's management has been in place for 11.11 years.

✔ **Style:** The fund has landed in its primary style box — Large Blend — 100 % of the time over the past three years.

✔ **Net Expense:** The fund's expense ratio of 0.08 is 87.69% lower than the Target-Date 2045 category average.

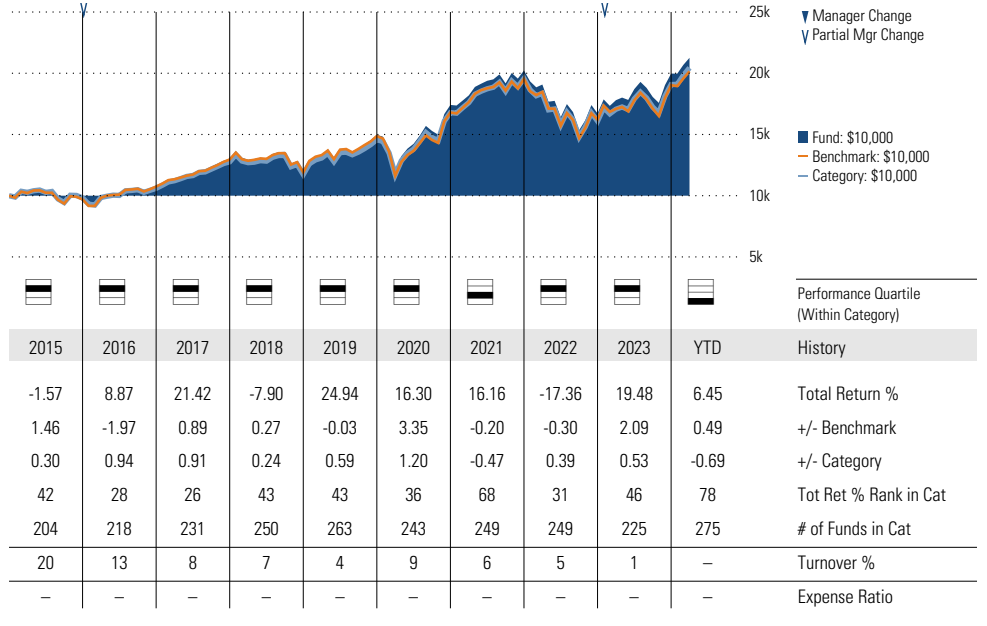
## Morningstar Investment Management LLC Analysis

This fund passes all of Morningstar Investment Management's quantitative screens. Morningstar Investment Management has also assessed the fund from a qualitative perspective and, as a fiduciary, is comfortable recommending the fund's use in retirement plans.

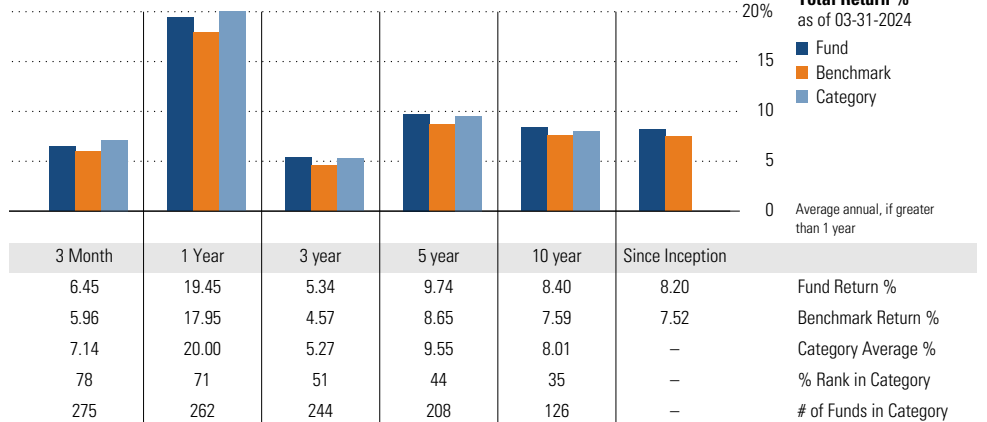
## ESG Metrics

Metric	Rating	Updated
Sustainability Rating	3	03-31-2024
Carbon Risk Score	Low Risk	12-31-2022
ESG Commitment	1-Low	02-15-2022

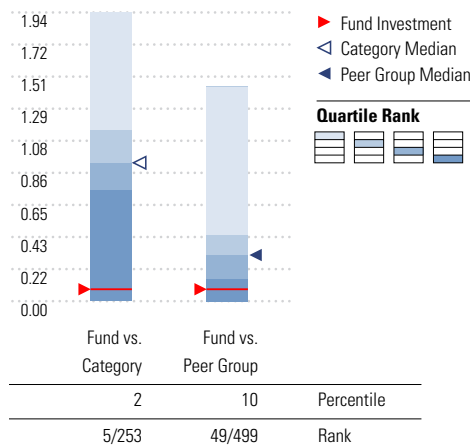
## Growth of \$10,000



## Trailing Performance



## Net Expense



Peer group is a subset of the category and includes funds with the same management style (active vs. passive) and similar share class characteristics.

## 3-Year Risk Metrics

	Fund	Bmark	Cat
Alpha	0.90	-	0.79
Beta	0.96	-	0.97
R-Squared	98.83	-	98.36
Standard Deviation	15.25	15.87	15.49
Sharpe Ratio	0.23	0.18	0.22
Tracking Error	1.79	-	2.11
Information Ratio	0.43	-	0.33
Up Capture Ratio	98.16	-	99.17
Down Capture Ratio	94.37	-	95.90

## Portfolio Metrics

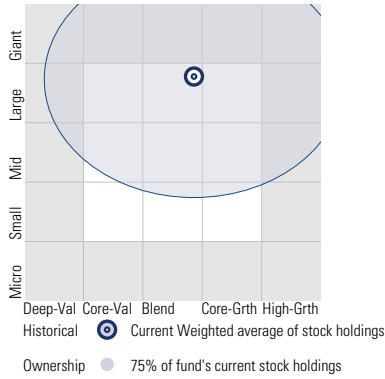
	Fund	Bmark	Cat
Price/Earnings Ratio	19.91	18.80	20.53
Price/Book Ratio	2.66	2.45	2.82
Avg Eff Duration	6.46	-	7.40

# Vanguard Target Retirement 2045 Fund VTIVX

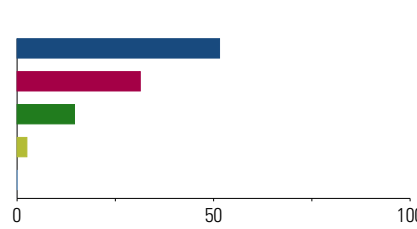
**Morningstar Category**  
Target-Date 2045

**Morningstar Index**  
Morningstar Lifetime Mod 2045 TR USD

**Style Analysis** as of 03-31-2024  
Morningstar Style Box™

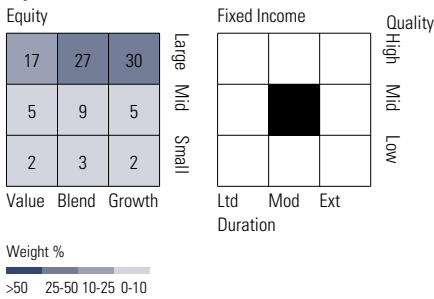


**Asset Allocation** as of 03-31-2024

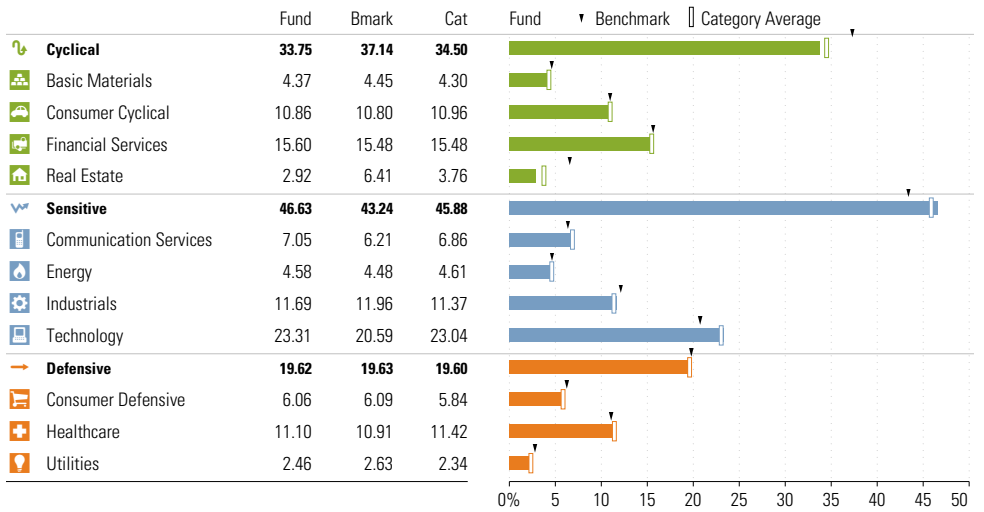


Asset Class	Net %	Cat%
US Stocks	51.51	51.25
Non-US Stocks	31.34	26.85
Bonds	14.60	8.77
Cash	2.49	1.61
Other	0.06	11.53
<b>Total</b>	<b>100.00</b>	<b>100.00</b>

**Style Breakdown**



**Sector Weighting** as of 03-31-2024



**Top 6 Holdings** as of 03-31-2024

Name	Maturity Date	% Net Asset	Cumulative %	YTD Return %	Morningstar Sector
⊕ Vanguard Total Stock Mkt Idx Instl Pls	-	51.69	51.69	-	-
⊕ Vanguard Total Intl Stock Index Inv	-	32.31	84.00	-	-
⊕ Vanguard Total Bond Market II Idx Inv	-	10.41	94.41	-	-
⊕ Vanguard Total Intl Bd II Idx Instl	-	4.66	99.07	-	-
⊕ Mktliq 12/31/2049	-	0.93	100.00	-	-
⊕ Us Dollar	-	0.00	100.01	-	-

**Total Holdings 6**

⊕ Increase ⊖ Decrease ✨ New to Portfolio

# Vanguard Target Retirement 2050 Fund VFI5X

**Morningstar Category**  
Target-Date 2050

**Morningstar Index**  
Morningstar Lifetime Mod 2050 TR USD

## Portfolio Manager(s)

Walter Nejman since 02-2013  
Aurélie Denis since 02-2023  
Michael Roach since 02-2023  
Roger Aliaga-Diaz since 02-2023

## Quantitative Screens

✔ **Performance:** The fund has finished in the Target-Date 2050 category's top three quartiles in 10 of the 10 years it's been in existence.

✔ **Management:** The fund's management has been in place for 11.11 years.

✔ **Style:** The fund has landed in its primary style box — Large Blend — 100 % of the time over the past three years.

✔ **Net Expense:** The fund's expense ratio of 0.08 is 87.88% lower than the Target-Date 2050 category average.

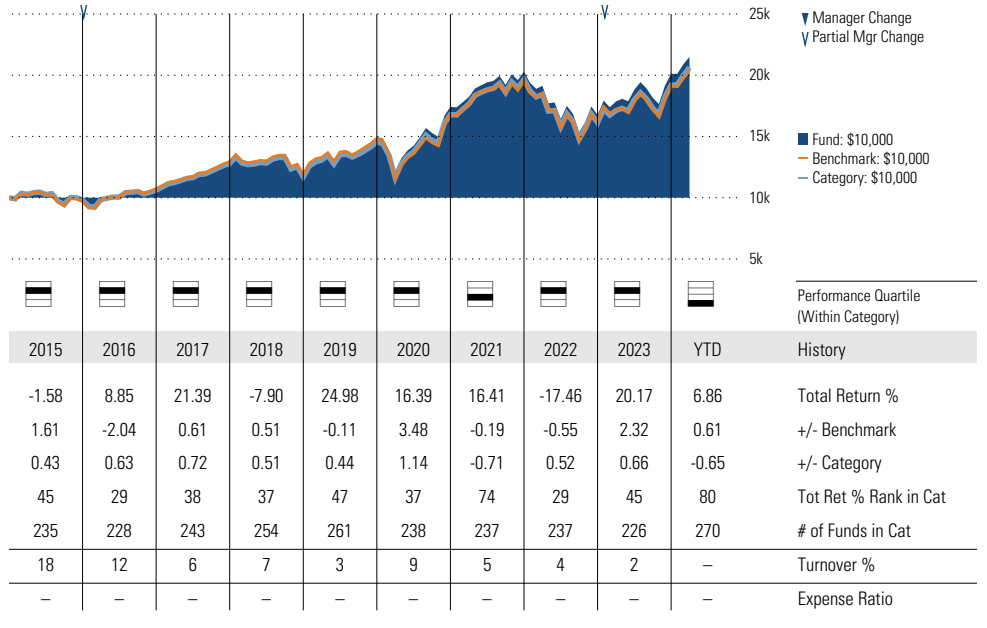
## Morningstar Investment Management LLC Analysis

This fund passes all of Morningstar Investment Management's quantitative screens. Morningstar Investment Management has also assessed the fund from a qualitative perspective and, as a fiduciary, is comfortable recommending the fund's use in retirement plans.

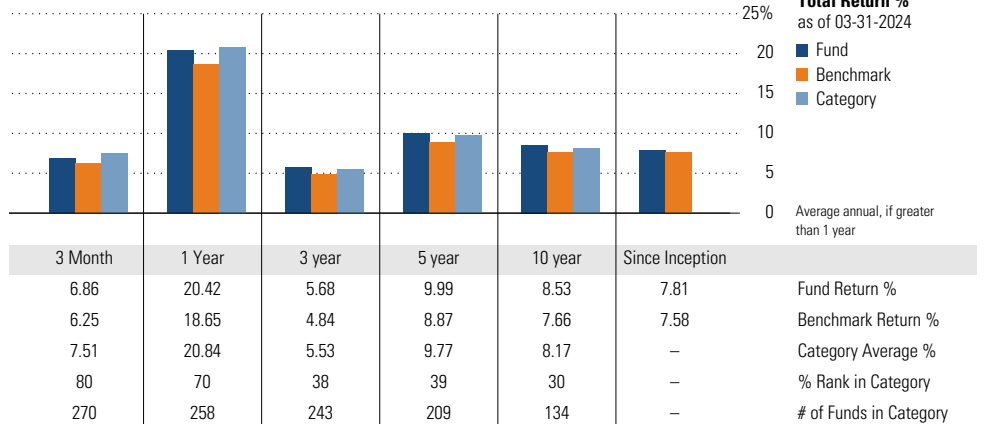
## ESG Metrics

Metric	Rating	Updated
Sustainability Rating	3	03-31-2024
Carbon Risk Score	Low Risk	12-31-2022
ESG Commitment	1-Low	02-15-2022

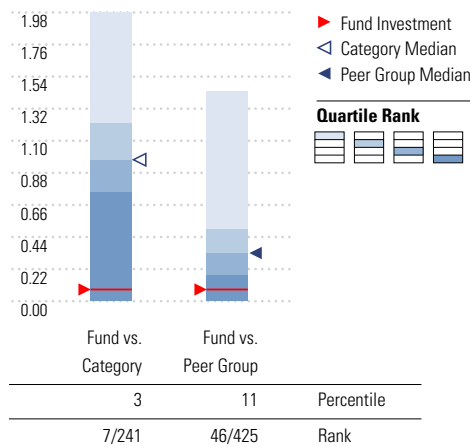
## Growth of \$10,000



## Trailing Performance



## Net Expense



Peer group is a subset of the category and includes funds with the same management style (active vs. passive) and similar share class characteristics.

## 3-Year Risk Metrics

	Fund	Bmark	Cat
Alpha	0.95	-	0.79
Beta	0.96	-	0.98
R-Squared	98.78	-	98.24
Standard Deviation	15.64	16.14	15.94
Sharpe Ratio	0.25	0.19	0.24
Tracking Error	1.83	-	2.15
Information Ratio	0.46	-	0.32
Up Capture Ratio	99.11	-	100.34
Down Capture Ratio	95.21	-	97.18

## Portfolio Metrics

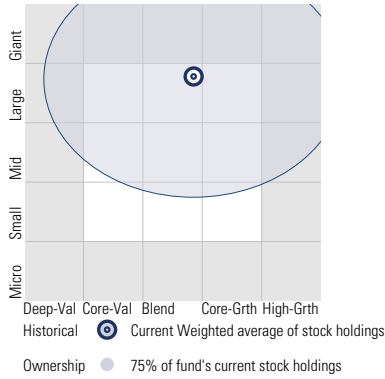
	Fund	Bmark	Cat
Price/Earnings Ratio	19.77	18.66	20.54
Price/Book Ratio	2.63	2.41	2.84
Avg Eff Duration	6.46	-	7.57

# Vanguard Target Retirement 2050 Fund VFI5X

**Morningstar Category**  
Target-Date 2050

**Morningstar Index**  
Morningstar Lifetime Mod 2050 TR USD

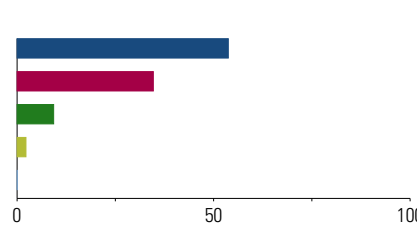
**Style Analysis** as of 03-31-2024  
Morningstar Style Box™



**Style Breakdown**

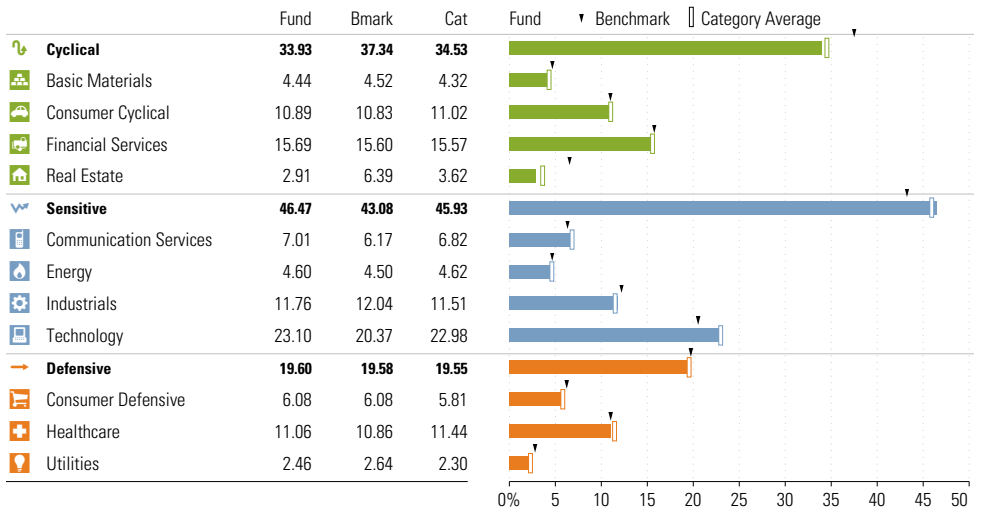


**Asset Allocation** as of 03-31-2024



Asset Class	Net %	Cat%
US Stocks	53.74	52.75
Non-US Stocks	34.66	27.48
Bonds	9.30	6.40
Cash	2.25	1.79
Other	0.06	11.57
<b>Total</b>	<b>100.00</b>	<b>100.00</b>

**Sector Weighting** as of 03-31-2024



**Top 6 Holdings** as of 03-31-2024

Name	Maturity Date	% Net Asset	Cumulative %	YTD Return %	Morningstar Sector
⊕ Vanguard Total Stock Mkt Idx Instl Pls	-	53.91	53.91	-	-
⊕ Vanguard Total Intl Stock Index Inv	-	35.74	89.65	-	-
⊕ Vanguard Total Bond Market II Idx Inv	-	6.61	96.26	-	-
⊕ Vanguard Total Intl Bd II Idx Instl	-	2.99	99.25	-	-
⊖ Mktliq 12/31/2049	-	0.76	100.01	-	-
⊕ Us Dollar	-	0.01	100.03	-	-

**Total Holdings 6**

⊕ Increase ⊖ Decrease ✨ New to Portfolio



# Vanguard Target Retirement 2055 Fund VFFVX

**Morningstar Category**  
Target-Date 2055

**Morningstar Index**  
Morningstar Lifetime Mod 2055 TR USD

## Portfolio Manager(s)

Walter Nejman since 02-2013  
Aurélie Denis since 02-2023  
Michael Roach since 02-2023  
Roger Aliaga-Diaz since 02-2023

## Quantitative Screens

✔ **Performance:** The fund has finished in the Target-Date 2055 category's top three quartiles in 9 of the 10 years it's been in existence.

✔ **Management:** The fund's management has been in place for 11.11 years.

✔ **Style:** The fund has landed in its primary style box — Large Blend — 100 % of the time over the past three years.

✔ **Net Expense:** The fund's expense ratio of 0.08 is 87.5% lower than the Target-Date 2055 category average.

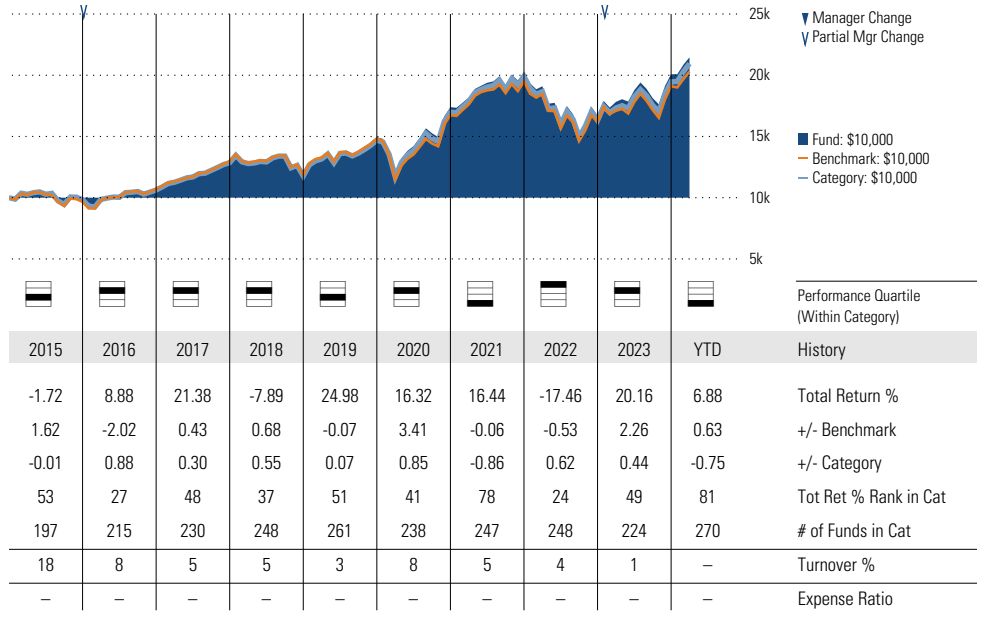
## Morningstar Investment Management LLC Analysis

This fund passes all of Morningstar Investment Management's quantitative screens. Morningstar Investment Management has also assessed the fund from a qualitative perspective and, as a fiduciary, is comfortable recommending the fund's use in retirement plans.

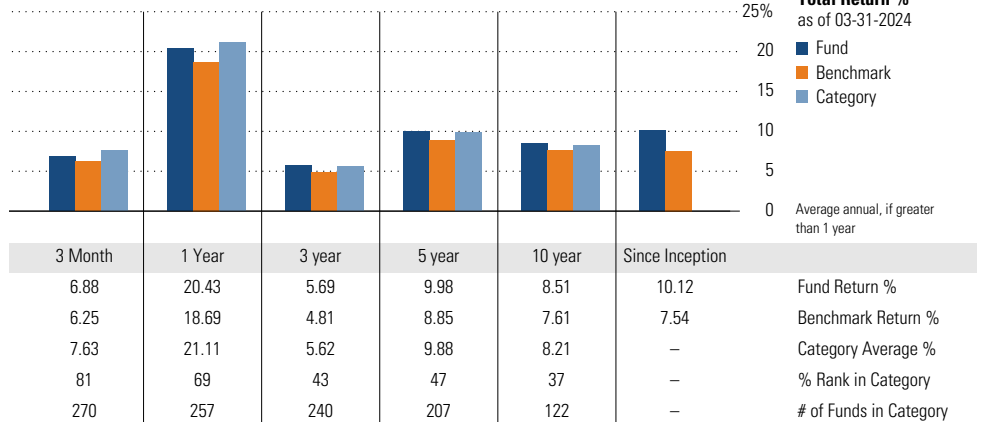
## ESG Metrics

Metric	Rating	Updated
Sustainability Rating	3	03-31-2024
Carbon Risk Score	Low Risk	12-31-2022
ESG Commitment	1-Low	02-15-2022

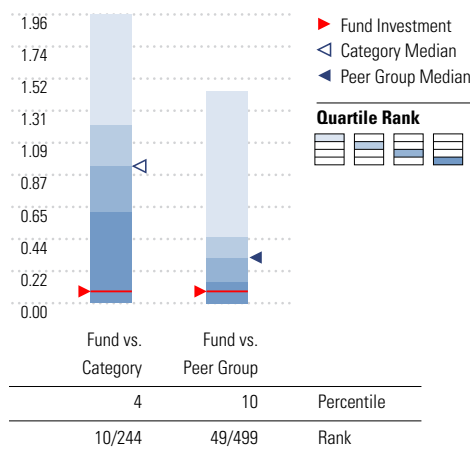
## Growth of \$10,000



## Trailing Performance



## Net Expense



Peer group is a subset of the category and includes funds with the same management style (active vs. passive) and similar share class characteristics.

## 3-Year Risk Metrics

Metric	Fund	Bmark	Cat
Alpha	1.00	-	0.90
Beta	0.96	-	0.99
R-Squared	98.73	-	98.22
Standard Deviation	15.64	16.22	16.13
Sharpe Ratio	0.25	0.19	0.24
Tracking Error	1.89	-	2.17
Information Ratio	0.47	-	0.37
Up Capture Ratio	98.85	-	101.34
Down Capture Ratio	94.75	-	97.75

## Portfolio Metrics

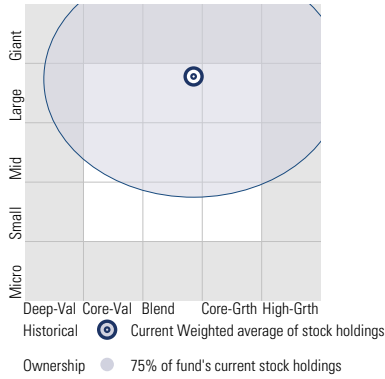
Metric	Fund	Bmark	Cat
Price/Earnings Ratio	19.76	18.53	20.45
Price/Book Ratio	2.63	2.38	2.81
Avg Eff Duration	6.46	-	8.64

# Vanguard Target Retirement 2055 Fund VFFVX

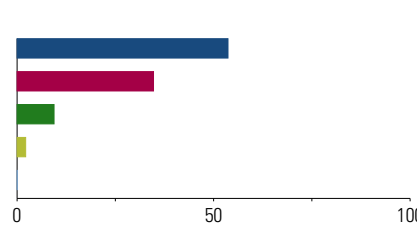
**Morningstar Category**  
Target-Date 2055

**Morningstar Index**  
Morningstar Lifetime Mod 2055 TR USD

**Style Analysis** as of 03-31-2024  
Morningstar Style Box™

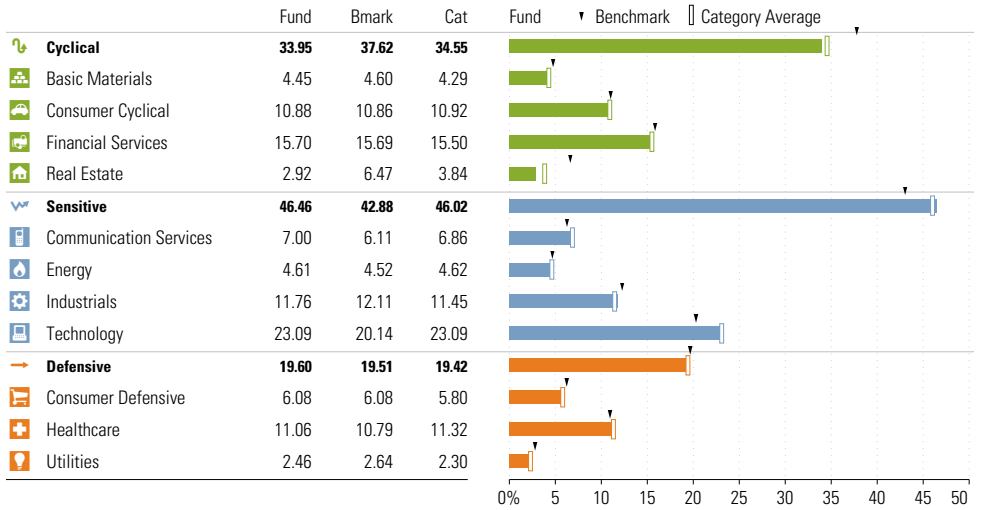


**Asset Allocation** as of 03-31-2024

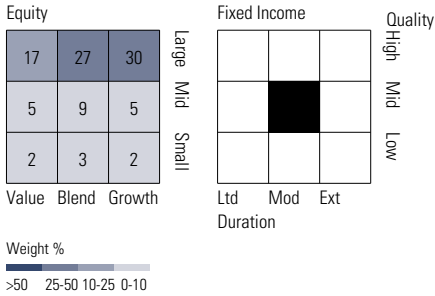


Asset Class	Net %	Cat%
US Stocks	53.66	52.74
Non-US Stocks	34.71	26.79
Bonds	9.40	6.72
Cash	2.18	1.10
Other	0.06	12.64
<b>Total</b>	<b>100.00</b>	<b>100.00</b>

**Sector Weighting** as of 03-31-2024



**Style Breakdown**



**Top 6 Holdings** as of 03-31-2024

Name	Maturity Date	% Net Asset	Cumulative %	YTD Return %	Morningstar Sector
⊕ Vanguard Total Stock Mkt Idx Instl Pls	-	53.82	53.82	-	-
⊕ Vanguard Total Intl Stock Index Inv	-	35.80	89.62	-	-
⊕ Vanguard Total Bond Market II Idx Inv	-	6.71	96.33	-	-
⊕ Vanguard Total Intl Bd II Idx Instl	-	2.99	99.32	-	-
⊕ Mktliq 12/31/2049	-	0.67	100.00	-	-
⊖ Us Dollar	-	0.00	100.00	-	-

**Total Holdings 6**

⊕ Increase ⊖ Decrease ✨ New to Portfolio

# Vanguard Target Retirement 2060 Fund VTTSX

**Morningstar Category**  
Target-Date 2060

**Morningstar Index**  
Morningstar Mod Tgt Risk TR USD

## Portfolio Manager(s)

Walter Nejman since 02-2013  
Aurélie Denis since 02-2023  
Michael Roach since 02-2023  
Roger Aliaga-Diaz since 02-2023

## Quantitative Screens

**Performance:** The fund has finished in the Target-Date 2060 category's top three quartiles in 9 of the 10 years it's been in existence.

**Management:** The fund's management has been in place for 11.11 years.

**Style:** The fund has landed in its primary style box — Large Blend — 100 % of the time over the past three years.

**Net Expense:** The fund's expense ratio of 0.08 is 87.88% lower than the Target-Date 2060 category average.

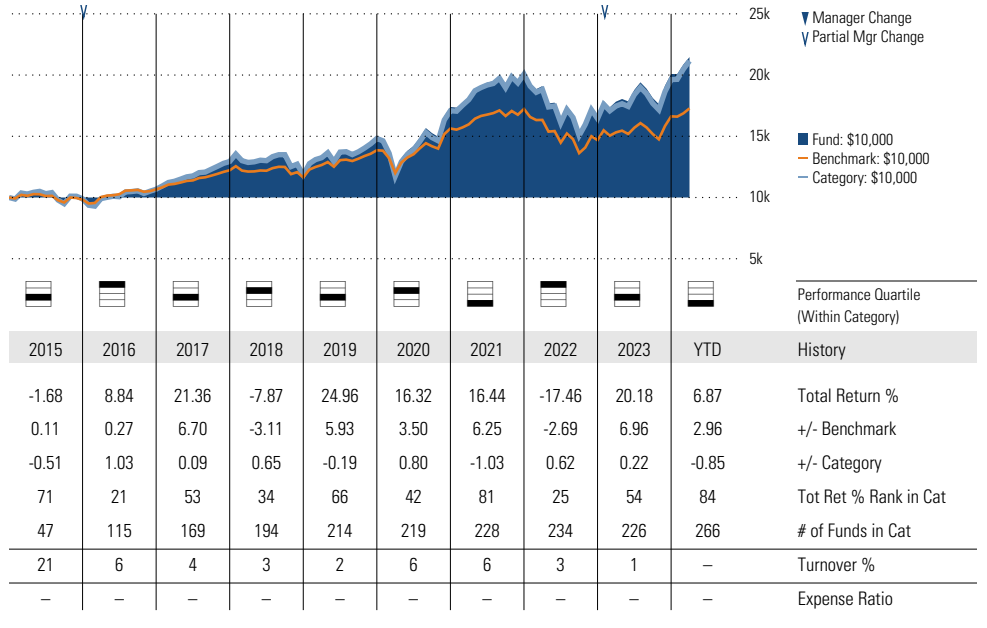
## Morningstar Investment Management LLC Analysis

This fund passes all of Morningstar Investment Management's quantitative screens. Morningstar Investment Management has also assessed the fund from a qualitative perspective and, as a fiduciary, is comfortable recommending the fund's use in retirement plans.

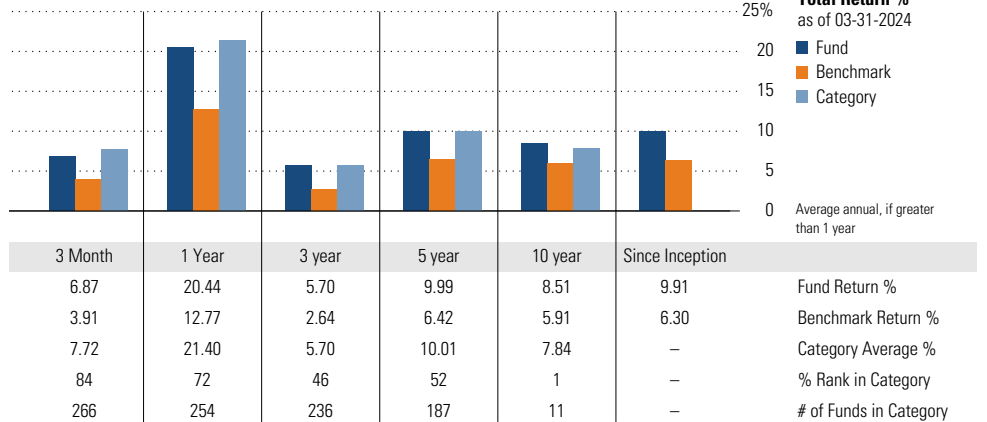
## ESG Metrics

Metric	Rating	Updated
Sustainability Rating	3	03-31-2024
Carbon Risk Score	Low Risk	12-31-2022
ESG Commitment	1-Low	02-15-2022

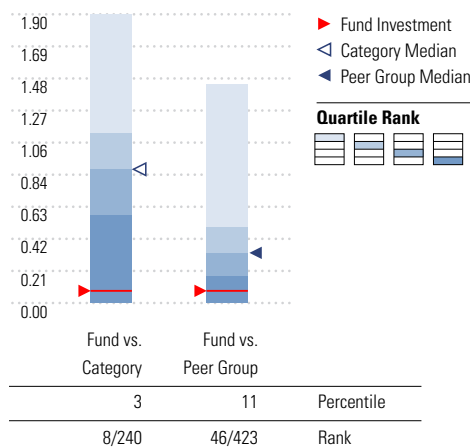
## Growth of \$10,000



## Trailing Performance



## Net Expense



Peer group is a subset of the category and includes funds with the same management style (active vs. passive) and similar share class characteristics.

## 3-Year Risk Metrics

Metric	Fund	Bmark	Cat
Alpha	2.56	-	2.60
Beta	1.24	-	1.28
R-Squared	97.68	-	96.52
Standard Deviation	15.63	12.42	16.18
Sharpe Ratio	0.25	0.04	0.25
Tracking Error	3.85	-	4.61
Information Ratio	0.79	-	0.68
Up Capture Ratio	136.16	-	140.35
Down Capture Ratio	122.73	-	126.91

## Portfolio Metrics

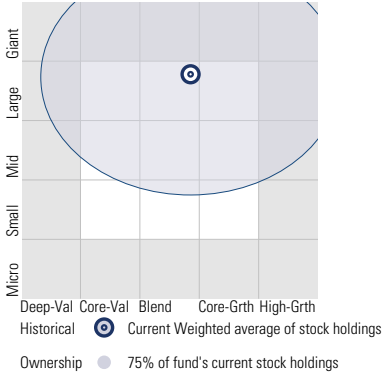
Metric	Fund	Bmark	Cat
Price/Earnings Ratio	19.75	18.45	19.88
Price/Book Ratio	2.63	2.33	2.65
Avg Eff Duration	6.46	-	7.50

# Vanguard Target Retirement 2060 Fund VTTSX

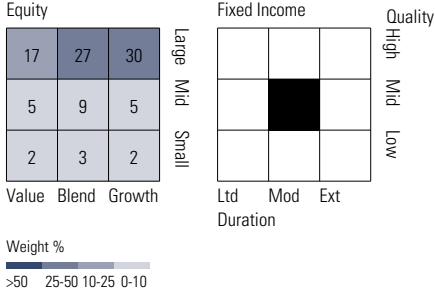
**Morningstar Category**  
Target-Date 2060

**Morningstar Index**  
Morningstar Mod Tgt Risk TR USD

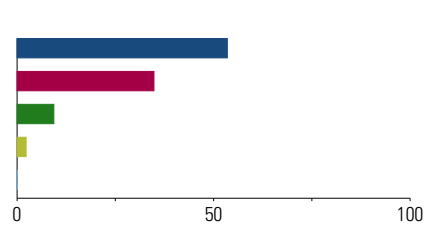
**Style Analysis** as of 03-31-2024  
Morningstar Style Box™



**Style Breakdown**

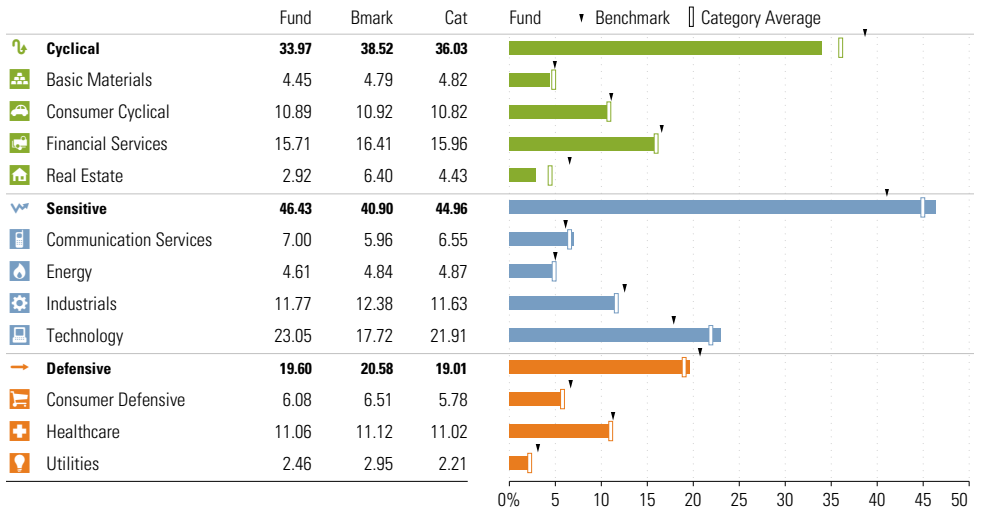


**Asset Allocation** as of 03-31-2024



Asset Class	Net %	Cat%
US Stocks	53.49	44.77
Non-US Stocks	34.82	30.84
Bonds	9.35	5.99
Cash	2.29	1.05
Other	0.06	17.37
<b>Total</b>	<b>100.00</b>	<b>100.00</b>

**Sector Weighting** as of 03-31-2024



**Top 6 Holdings** as of 03-31-2024

Name	Maturity Date	% Net Asset	Cumulative %	YTD Return %	Morningstar Sector
⊕ Vanguard Total Stock Mkt Idx Instl Pls	-	53.65	53.65	-	-
⊕ Vanguard Total Intl Stock Index Inv	-	35.91	89.56	-	-
⊕ Vanguard Total Bond Market II Idx Inv	-	6.65	96.21	-	-
⊕ Vanguard Total Intl Bd II Idx Instl	-	3.00	99.21	-	-
⊕ Mktliq 12/31/2049	-	0.80	100.01	-	-
⊕ Us Dollar	-	0.01	100.02	-	-

**Total Holdings 6**

⊕ Increase ⊖ Decrease ✨ New to Portfolio

# Vanguard Target Retirement 2065 Fund VLXVX

**Morningstar Category**  
Target-Date 2065+

**Morningstar Index**  
Morningstar Mod Tgt Risk TR USD

## Portfolio Manager(s)

Walter Nejman since 07-2017  
Aurélie Denis since 02-2023  
Michael Roach since 02-2023  
Roger Aliaga-Diaz since 02-2023

## Quantitative Screens

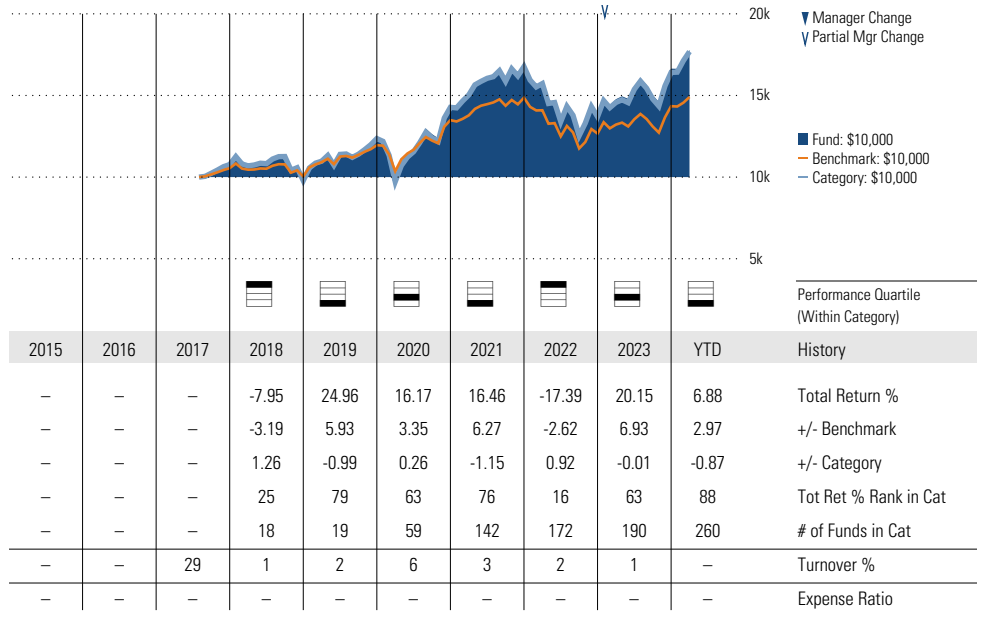
✔ **Performance:** The fund has finished in the Target-Date 2065+ category's top three quartiles in 4 of the 6 years it's been in existence.

✔ **Management:** The fund's management has been in place for 6.72 years.

✔ **Style:** The fund has landed in its primary style box — Large Blend — 100 % of the time over the past three years.

✔ **Net Expense:** The fund's expense ratio of 0.08 is 86.67% lower than the Target-Date 2065+ category average.

## Growth of \$10,000



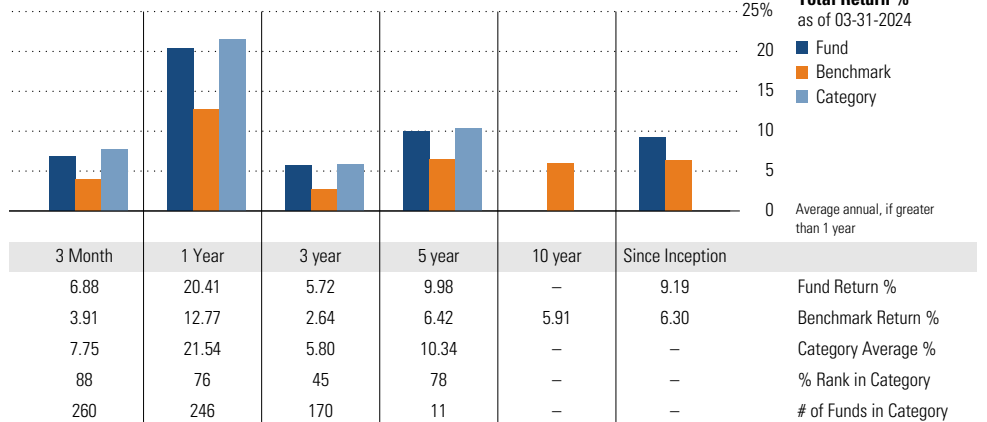
## Morningstar Investment Management LLC Analysis

This fund passes all of Morningstar Investment Management's quantitative screens. Morningstar Investment Management has also assessed the fund from a qualitative perspective and, as a fiduciary, is comfortable recommending the fund's use in retirement plans.

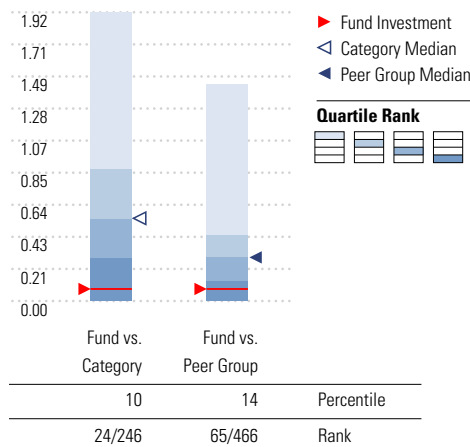
## ESG Metrics

Metric	Rating	Updated
Sustainability Rating	3	03-31-2024
Carbon Risk Score	Low Risk	12-31-2022
ESG Commitment	1-Low	02-15-2022

## Trailing Performance



## Net Expense



Peer group is a subset of the category and includes funds with the same management style (active vs. passive) and similar share class characteristics.

## 3-Year Risk Metrics

Metric	Fund	Bmark	Cat
Alpha	2.59	-	2.60
Beta	1.24	-	1.29
R-Squared	97.66	-	96.48
Standard Deviation	15.62	12.42	16.30
Sharpe Ratio	0.25	0.04	0.25
Tracking Error	3.85	-	4.72
Information Ratio	0.80	-	0.66
Up Capture Ratio	136.18	-	141.07
Down Capture Ratio	122.61	-	127.64

## Portfolio Metrics

Metric	Fund	Bmark	Cat
Price/Earnings Ratio	19.73	18.45	19.94
Price/Book Ratio	2.62	2.33	2.69
Avg Eff Duration	6.46	-	7.34

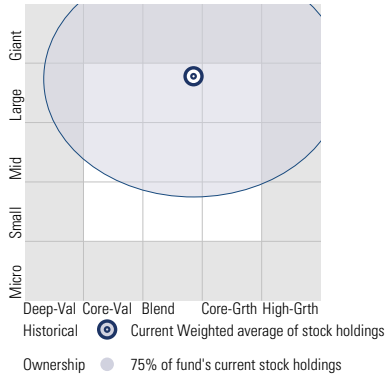
# Vanguard Target Retirement 2065 Fund VLXVX

**Morningstar Category**  
Target-Date 2065+

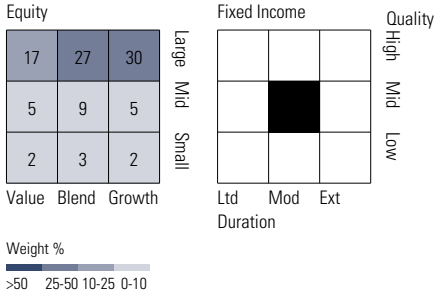
**Morningstar Index**  
Morningstar Mod Tgt Risk TR USD

## Style Analysis as of 03-31-2024

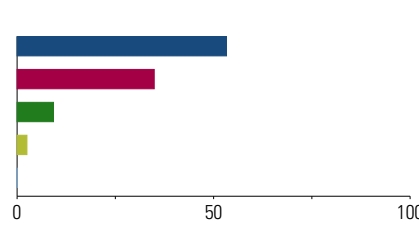
Morningstar Style Box™



## Style Breakdown

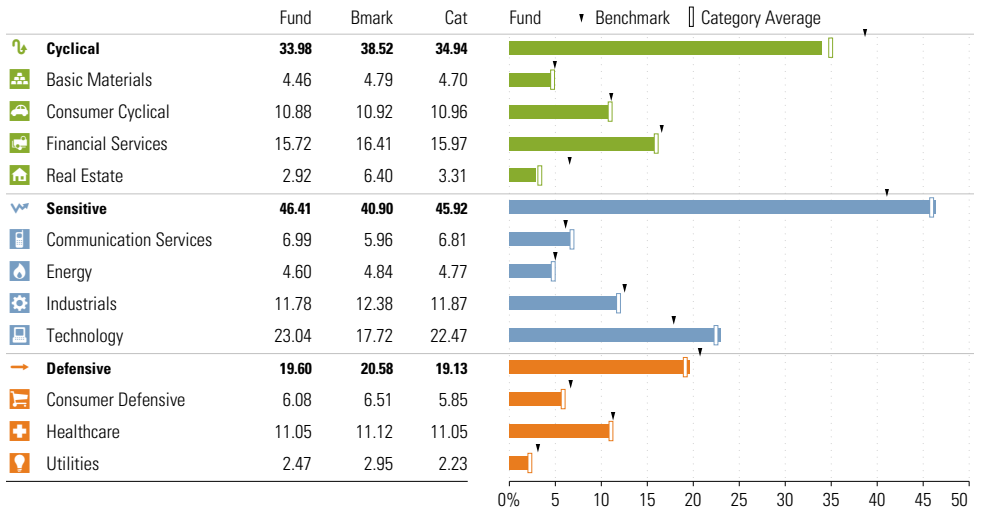


## Asset Allocation as of 03-31-2024



Asset Class	Net %	Cat%
US Stocks	53.28	45.43
Non-US Stocks	34.89	31.18
Bonds	9.26	10.52
Cash	2.50	1.38
Other	0.06	11.49
<b>Total</b>	<b>100.00</b>	<b>100.00</b>

## Sector Weighting as of 03-31-2024



## Top 6 Holdings as of 03-31-2024

Name	Maturity Date	% Net Asset	Cumulative %	YTD Return %	Morningstar Sector
⊕ Vanguard Total Stock Mkt Idx Instl Pls	-	53.44	53.44	-	-
⊕ Vanguard Total Intl Stock Index Inv	-	35.99	89.43	-	-
⊕ Vanguard Total Bond Market II Idx Inv	-	6.57	96.01	-	-
⊕ Vanguard Total Intl Bd II Idx Instl	-	2.99	98.99	-	-
⊕ Mktliq 12/31/2049	-	0.99	99.98	-	-
⊖ Us Dollar	-	0.02	100.00	-	-

## Total Holdings 6

⊕ Increase ⊖ Decrease ✨ New to Portfolio

# Vanguard Target Retirement 2070 Fund VSVNX

**Morningstar Category**  
Target-Date 2065+

**Morningstar Index**  
Morningstar Mod Tgt Risk TR USD

## Portfolio Manager(s)

Walter Nejman since 06-2022  
Aurélie Denis since 02-2023  
Michael Roach since 02-2023  
Roger Aliaga-Diaz since 02-2023

## Quantitative Screens

The Performance screen is not applicable for funds with less than three years of data.

✗ **Management:** The fund's management team has been in place for less than three years.

✔ **Style:** The fund has landed in its primary style box — Large Blend — 100 % of the time over the past three years.

✔ **Net Expense:** The fund's expense ratio of 0.08 is 86.67% lower than the Target-Date 2065+ category average.

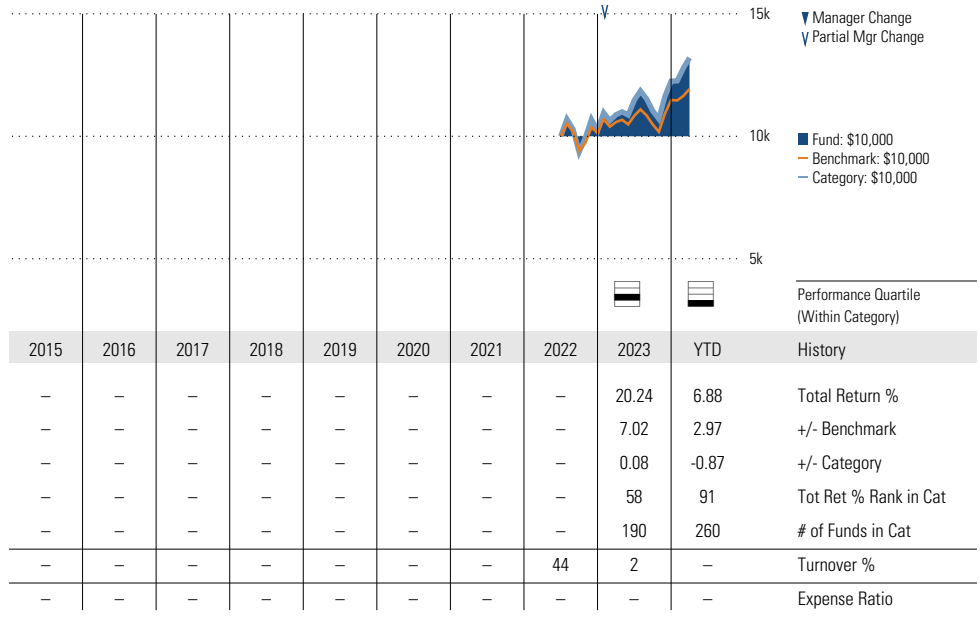
## Morningstar Investment Management LLC Analysis

This fund fails the manager tenure screen due to a limited history for this target-date vintage.

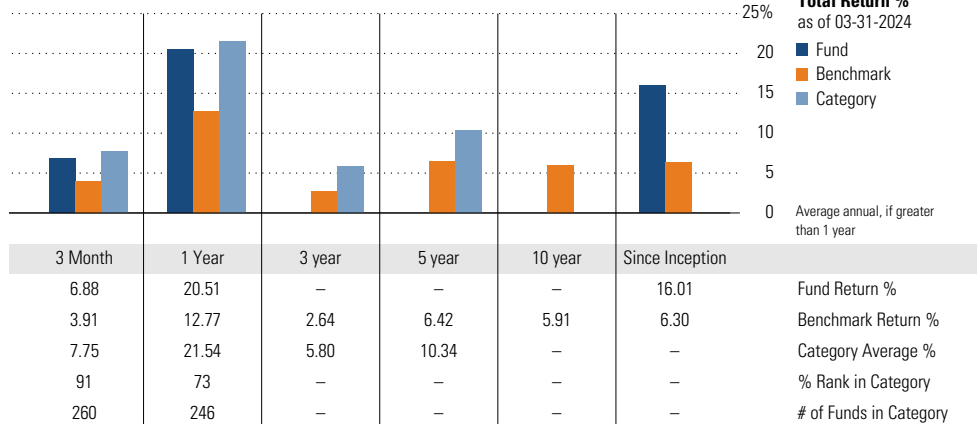
## ESG Metrics

Metric	Rating	Updated
Sustainability Rating	3	03-31-2024
Carbon Risk Score	Low Risk	12-31-2022

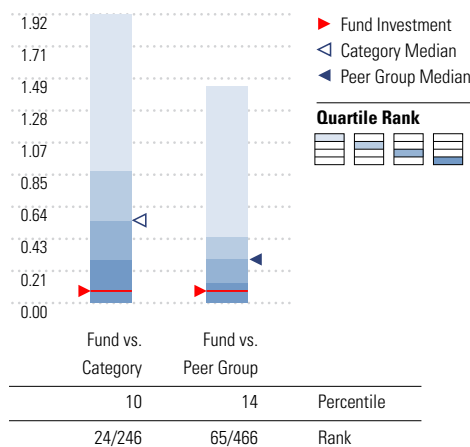
## Growth of \$10,000



## Trailing Performance



## Net Expense



Peer group is a subset of the category and includes funds with the same management style (active vs. passive) and similar share class characteristics.

## 3-Year Risk Metrics

Metric	Fund	Bmark	Cat
Alpha	-	-	2.60
Beta	-	-	1.29
R-Squared	-	-	96.48
Standard Deviation	-	12.42	16.30
Sharpe Ratio	-	0.04	0.25
Tracking Error	-	-	4.72
Information Ratio	-	-	0.66
Up Capture Ratio	-	-	141.07
Down Capture Ratio	-	-	127.64

## Portfolio Metrics

Metric	Fund	Bmark	Cat
Price/Earnings Ratio	19.76	18.45	19.94
Price/Book Ratio	2.63	2.33	2.69
Avg Eff Duration	6.45	-	7.34

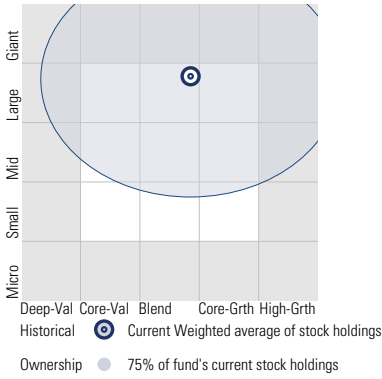
# Vanguard Target Retirement 2070 Fund VSVNX

**Morningstar Category**  
Target-Date 2065+

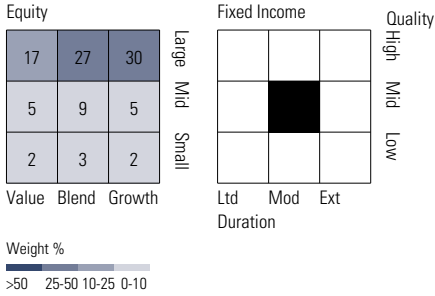
**Morningstar Index**  
Morningstar Mod Tgt Risk TR USD

## Style Analysis as of 03-31-2024

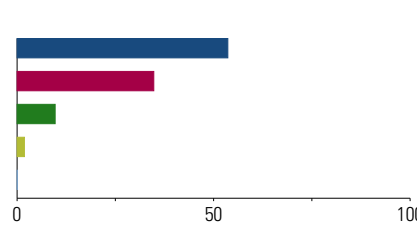
Morningstar Style Box™



## Style Breakdown

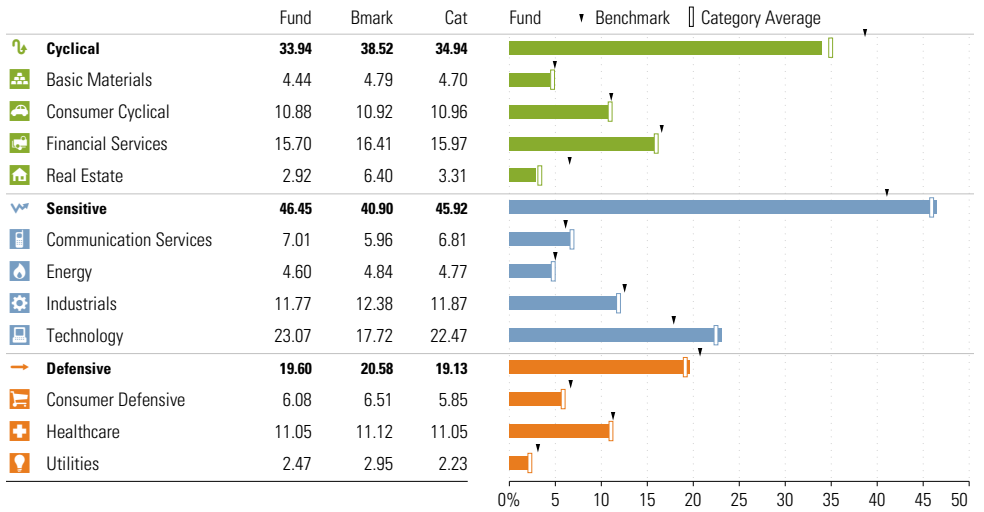


## Asset Allocation as of 03-31-2024



Asset Class	Net %	Cat%
US Stocks	53.62	45.43
Non-US Stocks	34.78	31.18
Bonds	9.68	10.52
Cash	1.86	1.38
Other	0.06	11.49
<b>Total</b>	<b>100.00</b>	<b>100.00</b>

## Sector Weighting as of 03-31-2024



## Top 6 Holdings as of 03-31-2024

Name	Maturity Date	% Net Asset	Cumulative %	YTD Return %	Morningstar Sector
⊕ Vanguard Total Stock Mkt Idx Instl Pls	-	53.79	53.79	-	-
⊕ Vanguard Total Intl Stock Index Inv	-	35.87	89.66	-	-
⊕ Vanguard Total Bond Market II Idx Inv	-	7.00	96.66	-	-
⊕ Vanguard Total Intl Bd II Idx Instl	-	2.99	99.65	-	-
⊕ Mktliq 12/31/2049	-	0.27	99.92	-	-
⊕ Us Dollar	-	0.08	100.00	-	-

## Total Holdings 6

⊕ Increase ⊖ Decrease ✨ New to Portfolio



# Vanguard Target Retirement Income Fund VTINX

**Morningstar Category**  
Target-Date Retirement

**Morningstar Index**  
Morningstar Lifetime Mod Incm TR USD

## Portfolio Manager(s)

Walter Nejman since 02-2013  
Aur lie Denis since 02-2023  
Michael Roach since 02-2023  
Roger Aliaga-Diaz since 02-2023

## Quantitative Screens

✔ **Performance:** The fund has finished in the Target-Date Retirement category's top three quartiles in 10 of the 10 years it's been in existence.

✔ **Management:** The fund's management has been in place for 11.11 years.

✔ **Style:** The fund has landed in its primary style box — Large Blend — 100 % of the time over the past three years.

✔ **Net Expense:** The fund's expense ratio of 0.08 is 86.89% lower than the Target-Date Retirement category average.

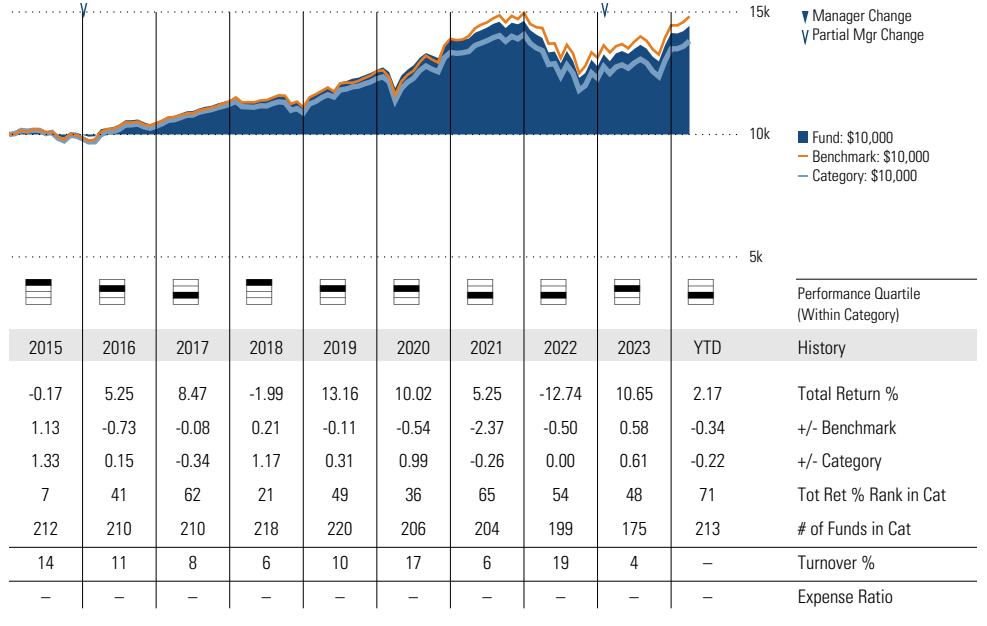
## Morningstar Investment Management LLC Analysis

This fund passes all of Morningstar Investment Management's quantitative screens. Morningstar Investment Management has also assessed the fund from a qualitative perspective and, as a fiduciary, is comfortable recommending the fund's use in retirement plans.

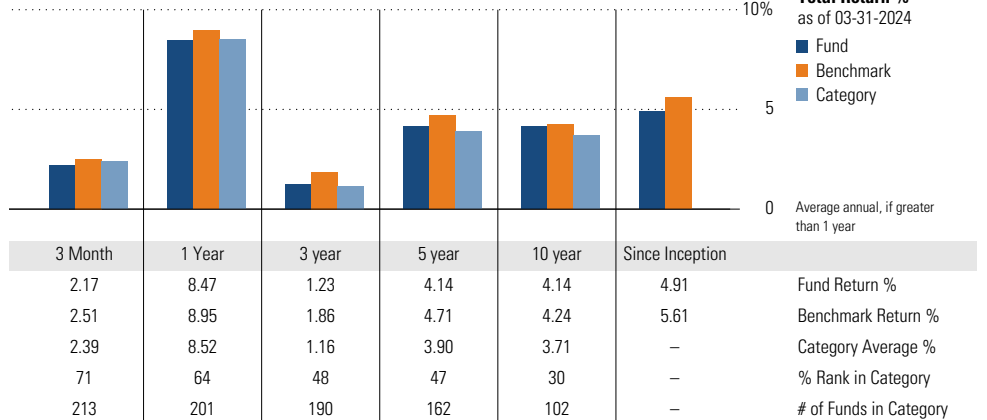
## ESG Metrics

Metric	Rating	Updated
Sustainability Rating	4	03-31-2024
ESG Commitment	1-Low	02-15-2022

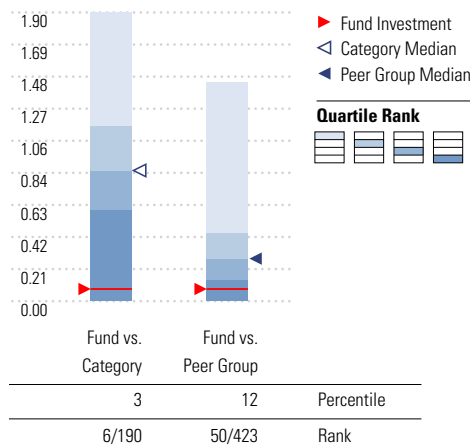
## Growth of \$10,000



## Trailing Performance



## Net Expense



Peer group is a subset of the category and includes funds with the same management style (active vs. passive) and similar share class characteristics.

## 3-Year Risk Metrics

Metric	Fund	Bmark	Cat
Alpha	-0.51	-	-0.53
Beta	0.93	-	0.97
R-Squared	97.81	-	96.66
Standard Deviation	8.53	9.06	8.90
Sharpe Ratio	-0.16	-0.08	-0.15
Tracking Error	1.41	-	1.85
Information Ratio	-0.45	-	-0.35
Up Capture Ratio	91.87	-	94.85
Down Capture Ratio	96.00	-	99.11

## Portfolio Metrics

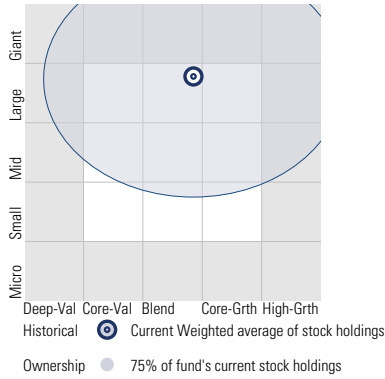
Metric	Fund	Bmark	Cat
Price/Earnings Ratio	19.70	20.14	20.28
Price/Book Ratio	2.62	2.71	2.71
Avg Eff Duration	5.49	-	5.75

# Vanguard Target Retirement Income Fund VTINX

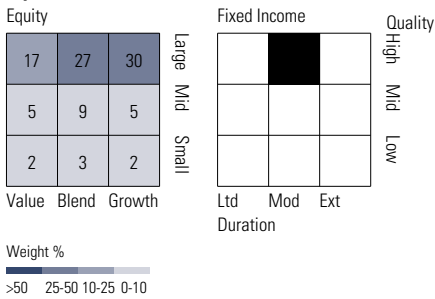
**Morningstar Category**  
Target-Date Retirement

**Morningstar Index**  
Morningstar Lifetime Mod Incm TR USD

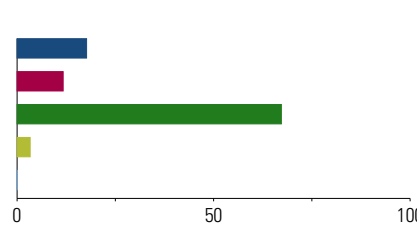
**Style Analysis** as of 03-31-2024  
Morningstar Style Box™



**Style Breakdown**

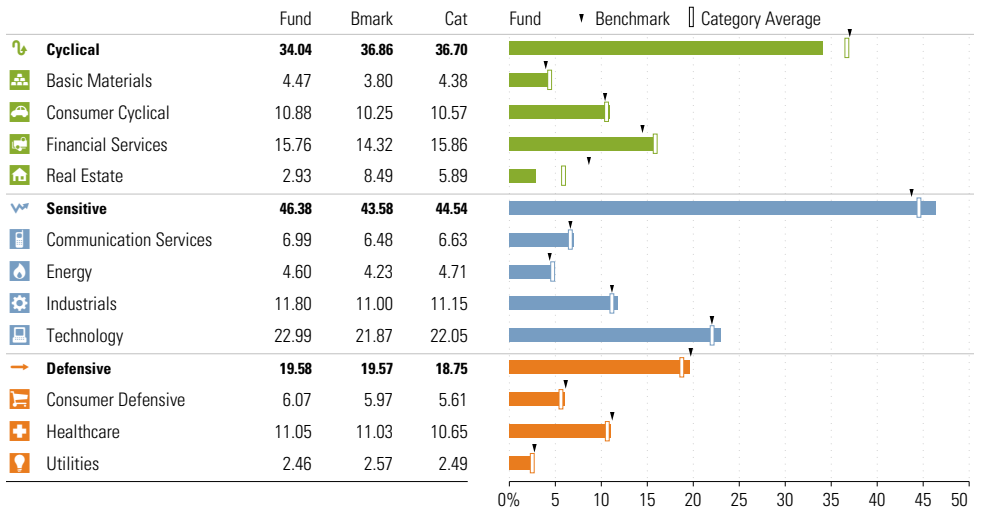


**Asset Allocation** as of 03-31-2024



Asset Class	Net %	Cat%
US Stocks	17.68	23.38
Non-US Stocks	11.72	13.42
Bonds	67.24	46.38
Cash	3.32	3.72
Other	0.05	13.10
<b>Total</b>	<b>100.00</b>	<b>100.00</b>

**Sector Weighting** as of 03-31-2024



**Top 7 Holdings** as of 03-31-2024

Name	Maturity Date	% Net Asset	Cumulative %	YTD Return %	Morningstar Sector
⊕ Vanguard Total Bond Market II Idx Inv	—	36.83	36.83	—	—
⊖ Vanguard Total Stock Mkt Idx Instl Pls	—	17.73	54.56	—	—
⊕ Vanguard Shrt-Term Infl-Prot Sec Idx Adm	—	16.48	71.04	—	—
⊕ Vanguard Total Intl Bd II Idx Instl	—	16.13	87.18	—	—
⊖ Vanguard Total Intl Stock Index Inv	—	12.08	99.26	—	—
⊕ Mktliq 12/31/2049	—	0.74	100.00	—	—
⊖ Us Dollar	—	0.00	100.00	—	—

**Total Holdings 7**

⊕ Increase ⊖ Decrease ✨ New to Portfolio