

American Funds Intl Gr and Inc R6 RIGGX

Morningstar Category
Foreign Large Blend

Morningstar Index
MSCI ACWI Ex USA NR USD

Portfolio Manager(s)

Andrew Suzman since 10-2008
Steven Watson since 10-2008
Patrice Collette since 09-2010
Leo Hee since 07-2015
Michael Cohen since 07-2018
Lisa Thompson since 09-2018

Quantitative Screens

✔ **Performance:** The fund has finished in the Foreign Large Blend category's top three quartiles in 9 of the 10 years it's been in existence.

✔ **Management:** The fund's management has been in place for 15.51 years.

✔ **Style:** The fund has landed in its primary style box — Large Blend — 100 % of the time over the past three years.

✔ **Net Expense:** The fund's expense ratio of 0.54 is 37.93% lower than the Foreign Large Blend category average.

Growth of \$10,000



Morningstar Investment Management LLC Analysis

This fund passes all of Morningstar Investment Management's quantitative screens. Morningstar Investment Management has also assessed the fund from a qualitative perspective and, as a fiduciary, is comfortable recommending the fund's use in retirement plans.

ESG Metrics

Metric	Rating	Updated
Sustainability Rating	2	03-31-2024
Carbon Risk Score	Low Risk	12-31-2022
ESG Commitment	1-Low	02-15-2022

Trailing Performance



Net Expense



Peer group is a subset of the category and includes funds with the same management style (active vs. passive) and similar share class characteristics.

3-Year Risk Metrics

Metric	Fund	Bmark	Cat
Alpha	1.09	-	0.84
Beta	1.00	-	1.01
R-Squared	94.85	-	93.34
Standard Deviation	16.82	16.42	17.25
Sharpe Ratio	0.08	0.02	0.07
Tracking Error	3.82	-	4.44
Information Ratio	0.28	-	0.22
Up Capture Ratio	104.28	-	105.47
Down Capture Ratio	99.90	-	102.40

Portfolio Metrics

Metric	Fund	Bmark	Cat
Price/Earnings Ratio	16.16	15.34	15.88
Price/Book Ratio	1.91	1.81	1.94
Geom Avg Mkt Cap \$B	53.19	49.00	59.06
ROE	20.06	17.61	19.98

American Funds Intl Gr and Inc R6 RIGGX

Morningstar Category
Foreign Large Blend

Morningstar Index
MSCI ACWI Ex USA NR USD

Style Analysis as of 03-31-2024

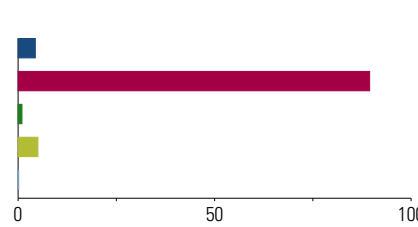
Morningstar Style Box™



Style Breakdown

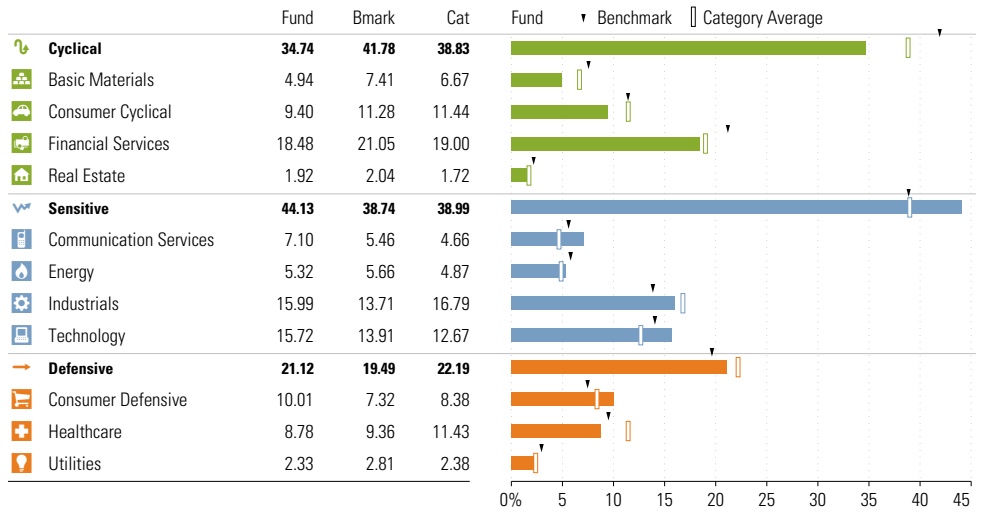


Asset Allocation as of 03-31-2024



Asset Class	Net %	Cat%
US Stocks	4.38	3.59
Non-US Stocks	89.45	93.96
Bonds	0.98	0.67
Cash	5.04	0.52
Other	0.15	1.26
Total	100.00	100.00

Sector Weighting as of 03-31-2024



World Regions % Equity 03-31-2024



Region	Fund %	Cat %	Region	Fund %	Cat %	Region	Fund %	Cat %	Market Maturity	Fund %
Greater Asia	29.58	34.61	Americas	13.80	8.86	Greater Europe	56.62	56.52	Developed Markets	86.70
Japan	9.10	19.30	North America	9.15	7.63	United Kingdom	12.49	13.36	Emerging Markets	13.30
Australasia	0.54	4.69	Central/Latin	4.65	1.23	W euro-ex UK	43.19	42.23	Not Available	0.00
Asia-4 Tigers	11.90	6.32				Emrgng Europe	0.05	0.09		
Asia-ex 4 Tigers	8.04	4.30				Africa	0.89	0.84		
Not Classified	0.00	0.00								

Top 10 Holdings as of 03-31-2024

Name	% Net Asset	Cumulative %	YTD Return %	Morningstar Sector
⊕ Capital Group Central Cash M	4.49	4.49	-	-
Taiwan Semiconductor Manufacturing Co Ltd	2.92	7.42	-	Technology
⊕ Novo Nordisk A/S Class B	2.81	10.23	-	Healthcare
⊖ ASML Holding NV	2.44	12.67	-	Technology
⊖ AstraZeneca PLC	2.16	14.83	-	Healthcare
⊖ Airbus SE	2.02	16.85	-	Industrials
⊖ TotalEnergies SE	1.94	18.79	-	Energy
⊖ MediaTek Inc	1.59	20.38	-	Technology
⊕ Fujitsu Ltd	1.54	21.92	-	Technology
✳ Cash And Other Assets Less Liabilities	1.53	23.45	-	-

Total Holdings 254

⊕ Increase ⊖ Decrease ✳ New to Portfolio

Baird Aggregate Bond Inst BAGIX

Morningstar Category
Intermediate Core Bond

Morningstar Index
Bloomberg US Agg Bond TR USD

Portfolio Manager(s)

- M. Sharon deGuzman since 09-2000
- Mary Ellen Stanek since 09-2000
- Charles Groeschell since 09-2000
- Warren Pierson since 09-2000
- Meghan Dean since 05-2019
- Jay Schwister since 05-2019
- Jeffrey Schrom since 05-2019
- Patrick Brown since 05-2021
- Abhishek Pulakanti since 05-2022
- Andrew O'Connell since 05-2022

Quantitative Screens

✔ **Performance:** The fund has finished in the Intermediate Core Bond category's top three quartiles in 10 of the 10 years it's been in existence.

✔ **Management:** The fund's management has been in place for 23.52 years.

Style Consistency is not calculated for Fixed Income funds.

✔ **Net Expense:** The fund's expense ratio of 0.3 is 44.44% lower than the Intermediate Core Bond category average.

Morningstar Investment Management LLC Analysis

This fund passes all of Morningstar Investment Management's quantitative screens. Morningstar Investment Management has also assessed the fund from a qualitative perspective and, as a fiduciary, is comfortable recommending the fund's use in retirement plans.

ESG Metrics

Metric	Rating	Updated
Sustainability Rating	4	03-31-2024
ESG Commitment	1-Low	02-15-2022

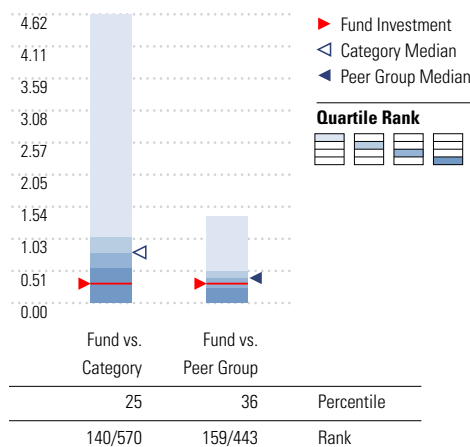
Growth of \$10,000



Trailing Performance



Net Expense



Peer group is a subset of the category and includes funds with the same management style (active vs. passive) and similar share class characteristics.

3-Year Risk Metrics

Metric	Fund	Bmark	Cat
Alpha	0.34	-	-0.13
Beta	1.02	-	0.98
R-Squared	99.61	-	97.77
Standard Deviation	7.37	7.24	7.21
Sharpe Ratio	-0.67	-0.72	-0.74
Tracking Error	0.48	-	1.00
Information Ratio	0.60	-	-0.26
Up Capture Ratio	102.37	-	96.63
Down Capture Ratio	99.11	-	98.34

Portfolio Metrics

Metric	Fund	Bmark	Cat
Avg Eff Duration	6.21	4.43	5.94
Avg Eff Maturity	8.23	-	8.63

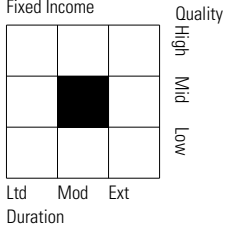
Baird Aggregate Bond Inst BAGIX

Morningstar Category
Intermediate Core Bond

Morningstar Index
Bloomberg US Agg Bond TR USD

Style Analysis as of 03-31-2024

Style Breakdown



Asset Allocation as of 03-31-2024

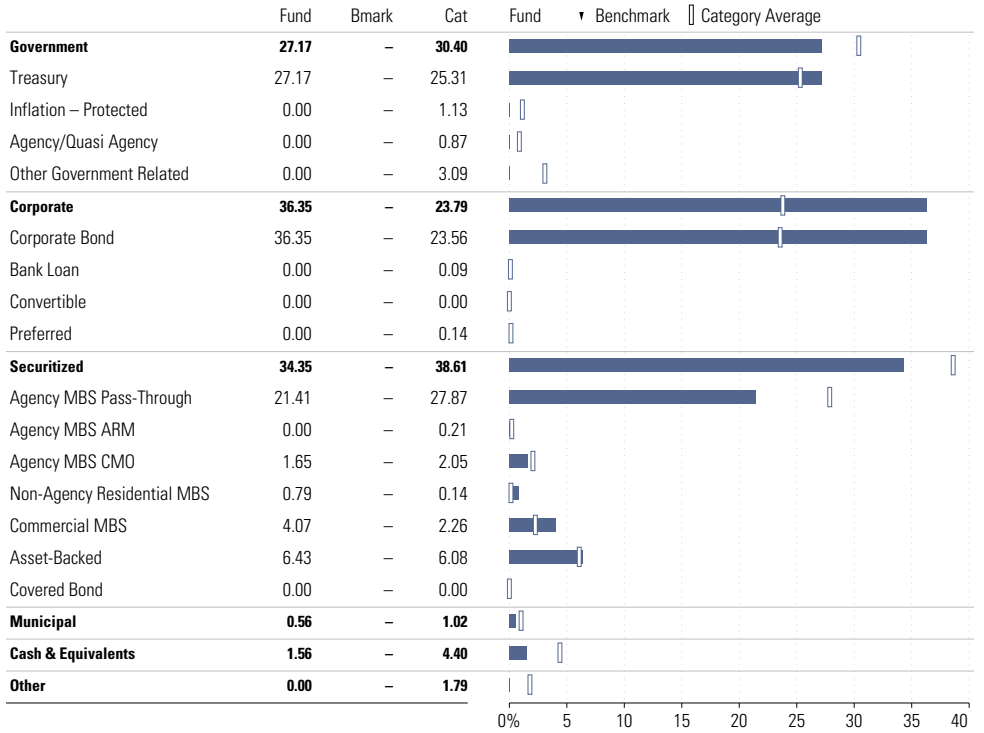


Asset Class	Net %	Cat%
US Stocks	0.00	0.10
Non-US Stocks	0.00	0.02
Bonds	98.37	97.41
Cash	1.56	0.71
Other	0.07	1.75
Total	100.00	100.00

Credit Rating Breakdown

	Fund	Bmark	Cat
AAA	62.90	3.53	24.95
AA	3.30	74.59	39.48
A	12.50	10.82	21.00
BBB	21.10	8.32	12.47
BB	0.20	0.28	0.71
B	0.00	0.00	0.35
Below B	0.00	0.00	0.33
Not Rated	0.00	2.46	0.70

Sector Weighting as of 03-31-2024



Top 10 Holdings as of 03-31-2024

Name	Maturity Date	% Net Asset	Cumulative %	Fixed Income Sector
⊕ United States Treasury Notes 1.13%	10-2026	4.09	4.09	-
United States Treasury Bonds 2.5%	02-2045	2.57	6.66	-
⊕ United States Treasury Notes 2.38%	03-2029	2.36	9.02	-
United States Treasury Bonds 2.88%	05-2043	1.85	10.86	-
⊕ United States Treasury Bonds 2.88%	05-2052	1.71	12.57	-
⊕ United States Treasury Notes 4.13%	08-2030	1.67	14.25	-
⊕ United States Treasury Bonds 2.38%	02-2042	1.60	15.84	-
⊕ First American Government Oblig U	02-2030	1.53	17.37	-
⊕ United States Treasury Notes 3.5%	02-2033	1.50	18.87	-
⊕ United States Treasury Notes 4.38%	08-2026	1.46	20.33	-

Total Holdings 1791

⊕ Increase ⊖ Decrease ✱ New to Portfolio

BlackRock Global Allocation Instl MALOX

Morningstar Category
Global Allocation

Morningstar Index
Morningstar Gbl Allocation TR USD

Portfolio Manager(s)

Russ Koesterich since 01-2017
David Clayton since 01-2017
Rick Rieder since 04-2019

Quantitative Screens

✔ **Performance:** The fund has finished in the Global Allocation category's top three quartiles in 9 of the 10 years it's been in existence.

✔ **Management:** The fund's management has been in place for 7.25 years.

✔ **Style:** The fund has landed in its primary style box — Large Blend — 81.82 % of the time over the past three years.

✔ **Net Expense:** The fund's expense ratio of 0.84 is 25% lower than the Global Allocation category average.

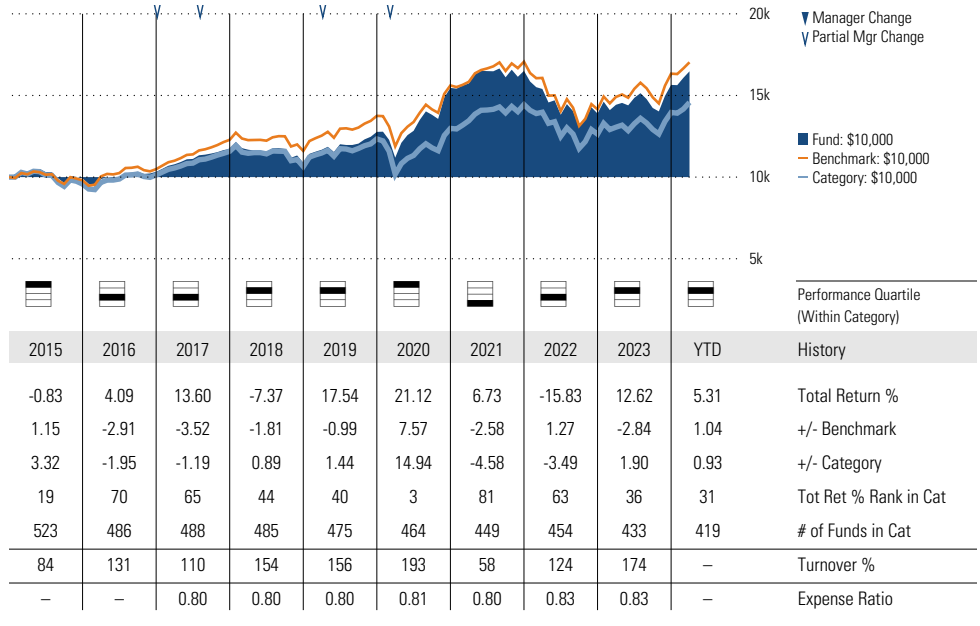
Morningstar Investment Management LLC Analysis

This fund passes all of Morningstar Investment Management's quantitative screens. Morningstar Investment Management has also assessed the fund from a qualitative perspective and, as a fiduciary, is comfortable recommending the fund's use in retirement plans.

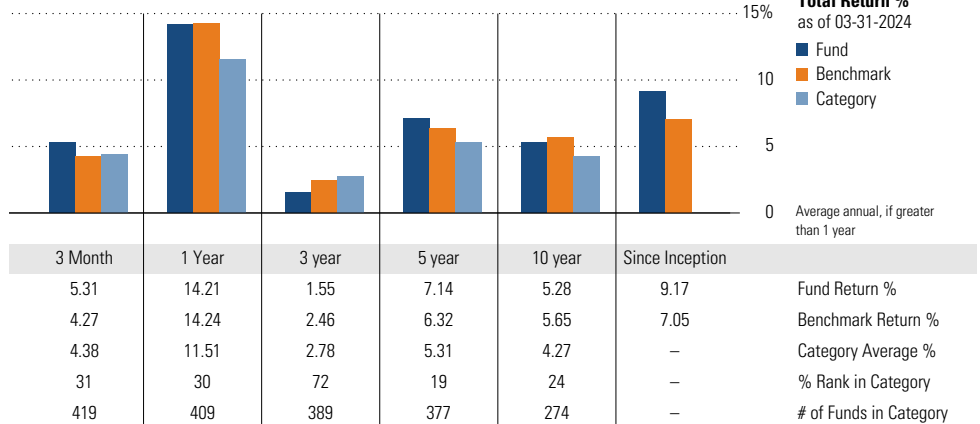
ESG Metrics

Metric	Rating	Updated
Sustainability Rating	3	03-31-2024
Carbon Risk Score	Low Risk	09-30-2022

Growth of \$10,000



Trailing Performance



Net Expense



Peer group is a subset of the category and includes funds with the same management style (active vs. passive) and similar share class characteristics.

3-Year Risk Metrics

Metric	Fund	Bmark	Cat
Alpha	-0.75	-	0.71
Beta	0.92	-	0.90
R-Squared	97.89	-	87.63
Standard Deviation	12.05	12.93	12.49
Sharpe Ratio	-0.06	0.02	0.06
Tracking Error	2.02	-	4.27
Information Ratio	-0.45	-	0.01
Up Capture Ratio	91.72	-	95.55
Down Capture Ratio	95.95	-	92.42

Portfolio Metrics

Metric	Fund	Bmark	Cat
Price/Earnings Ratio	19.63	20.12	17.83
Price/Book Ratio	2.96	2.74	2.30
Avg Eff Duration	5.07	-	4.63

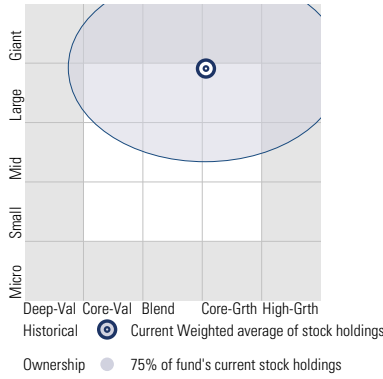
BlackRock Global Allocation Instl MALOX

Morningstar Category
Global Allocation

Morningstar Index
Morningstar Gbl Allocation TR USD

Style Analysis as of 03-31-2024

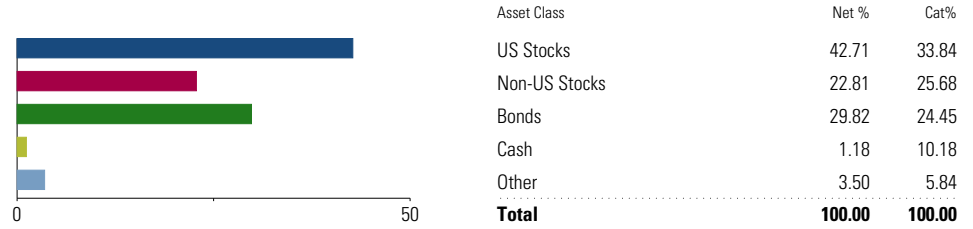
Morningstar Style Box™



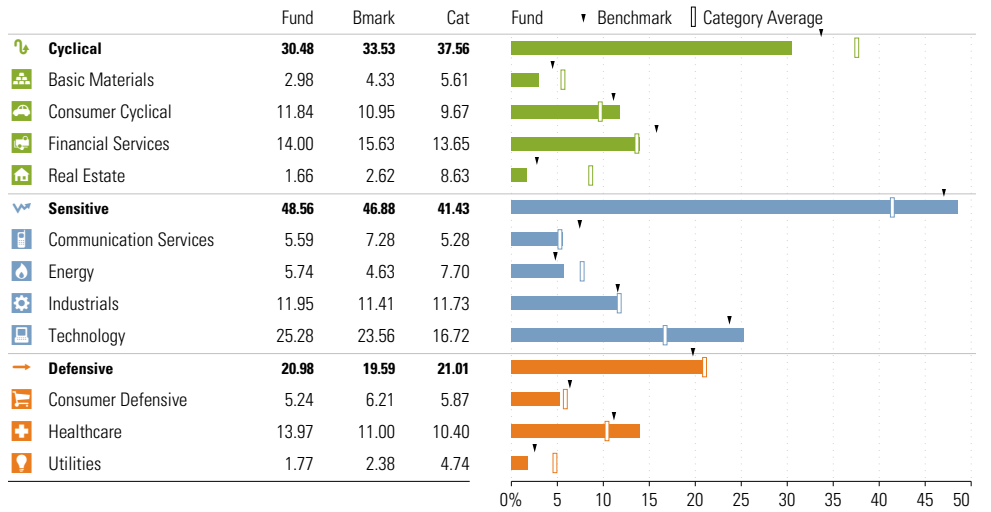
Style Breakdown



Asset Allocation as of 03-31-2024



Sector Weighting as of 03-31-2024



Top 10 Holdings as of 03-31-2024

Name	Maturity Date	% Net Asset	Cumulative %	YTD Return %	Morningstar Sector
Microsoft Corp	-	3.21	3.21	12.08	Technology
Amazon.com Inc	-	2.01	5.22	18.72	Consumer Cyclical
NVIDIA Corp	-	1.69	6.91	82.46	Technology
Apple Inc	-	1.66	8.57	-10.81	Technology
Alphabet Inc Class C	-	1.29	9.86	8.04	Communication Svc
Ums 30Yr Tba	03-2024	1.21	11.07	-	-
ASML Holding NV	-	1.11	12.17	-	Technology
JPMorgan Chase & Co	-	1.05	13.22	18.37	Financial Services
Mastercard Inc Class A	-	0.99	14.22	13.06	Financial Services
Secretaria Tesouro Nacl	07-2024	0.72	14.93	-	-

Total Holdings 2299

⊕ Increase ⊖ Decrease ✨ New to Portfolio

BlackRock Inflation Protected Bond Instl BPRIX

Morningstar Category
Inflation-Protected Bond

Morningstar Index
Bloomberg US Treasury US TIPS TR USD

Portfolio Manager(s)

David Rogal since 03-2018
Harrison Segall since 02-2024
Johan Sjogren since 02-2024

Quantitative Screens

✔ **Performance:** The fund has finished in the Inflation-Protected Bond category's top three quartiles in 10 of the 10 years it's been in existence.

✔ **Management:** The fund's management has been in place for 6.05 years.

Style Consistency is not calculated for Fixed Income funds.

✔ **Net Expense:** The fund's expense ratio of 0.56 is 9.68% lower than the Inflation-Protected Bond category average.

Morningstar Investment Management LLC Analysis

This fund passes all of Morningstar Investment Management's quantitative screens. Morningstar Investment Management has also assessed the fund from a qualitative perspective and, as a fiduciary, is comfortable recommending the fund's use in retirement plans.

ESG Metrics

Metric	Rating	Updated
Sustainability Rating	3	03-31-2024

Growth of \$10,000



Trailing Performance



Net Expense



Peer group is a subset of the category and includes funds with the same management style (active vs. passive) and similar share class characteristics.

3-Year Risk Metrics

Metric	Fund	Bmark	Cat
Alpha	-0.04	-	-0.36
Beta	1.02	-	0.97
R-Squared	99.22	-	95.52
Standard Deviation	7.30	7.15	7.13
Sharpe Ratio	-0.44	-0.45	-0.48
Tracking Error	0.66	-	1.65
Information Ratio	-0.08	-	-0.48
Up Capture Ratio	100.24	-	94.67
Down Capture Ratio	100.77	-	98.67

Portfolio Metrics

Metric	Fund	Bmark	Cat
Avg Eff Duration	6.35	4.52	6.27
Avg Eff Maturity	-	-	7.18

BlackRock Inflation Protected Bond Instl BPRIX

Morningstar Category
Inflation-Protected Bond

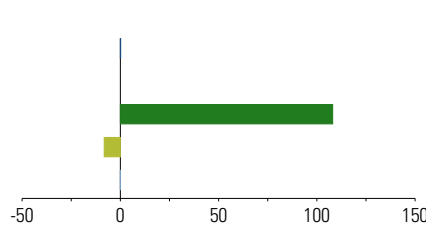
Morningstar Index
Bloomberg US Treasury US TIPS TR USD

Style Analysis as of 03-31-2024

Style Breakdown



Asset Allocation as of 03-31-2024



Asset Class	Net %	Cat%
US Stocks	0.16	0.23
Non-US Stocks	0.00	0.00
Bonds	108.04	96.30
Cash	-8.22	2.92
Other	0.02	0.55
Total	100.00	100.00

Credit Rating Breakdown

	Fund	Bmark	Cat
AAA	1.17	0.00	29.65
AA	94.37	99.60	67.50
A	0.60	0.00	0.83
BBB	0.81	0.00	1.33
BB	0.24	0.00	0.04
B	0.06	0.00	0.01
Below B	0.00	0.00	0.11
Not Rated	2.75	0.40	0.53

Sector Weighting as of 03-31-2024



Top 10 Holdings as of 03-31-2024

Name	Maturity Date	% Net Asset	Cumulative %	Fixed Income Sector
Fed Fund 30 Day Apr 24	-	12.74	12.74	-
* Cash Offset	-	11.87	24.61	-
⊖ USD CASH(Alpha Committed)	04-2024	7.01	31.61	-
⊕ United States Treasury Notes	10-2028	5.94	37.55	-
⊖ Us 5Yr Note Jun 24	-	5.60	43.15	-
⊖ RRP TREASURY (CPI) NOTE 2.375 15-0 HSSUS	04-2024	4.76	47.91	-
⊖ Us Ultra 10Yr Note Jun 24	-	4.73	52.64	-
⊖ United States Treasury Notes	07-2033	3.71	56.36	-
⊖ United States Treasury Notes	01-2033	3.68	60.04	-
⊖ United States Treasury Notes	07-2032	3.67	63.71	-

Total Holdings 318

⊕ Increase ⊖ Decrease * New to Portfolio

Federated Hermes Govt Ultrashort IS FGUSX

Morningstar Category
Ultrashort Bond

Morningstar Index
Bloomberg US Agg Bond TR USD

Portfolio Manager(s)

Susan Hill since 07-1997

Liam O'Connell since 11-2010

Quantitative Screens

✗ **Performance:** The fund has finished in the Ultrashort Bond category's top three quartiles in 6 of the 10 years it's been in existence.

✔ **Management:** The fund's management has been in place for 26.74 years.

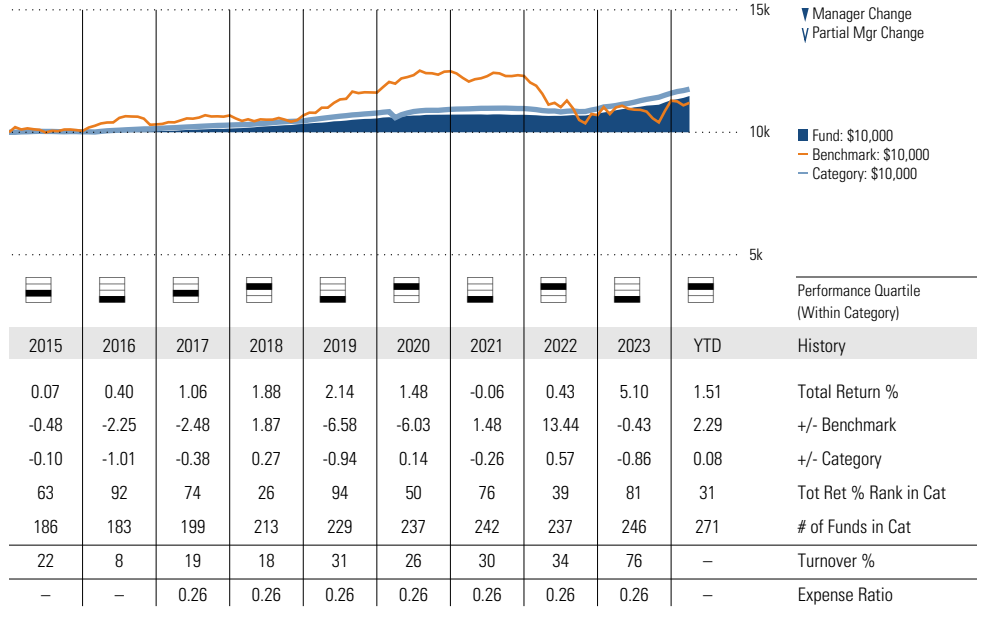
Style Consistency is not calculated for Fixed Income funds.

✔ **Net Expense:** The fund's expense ratio of 0.26 is 36.59% lower than the Ultrashort Bond category average.

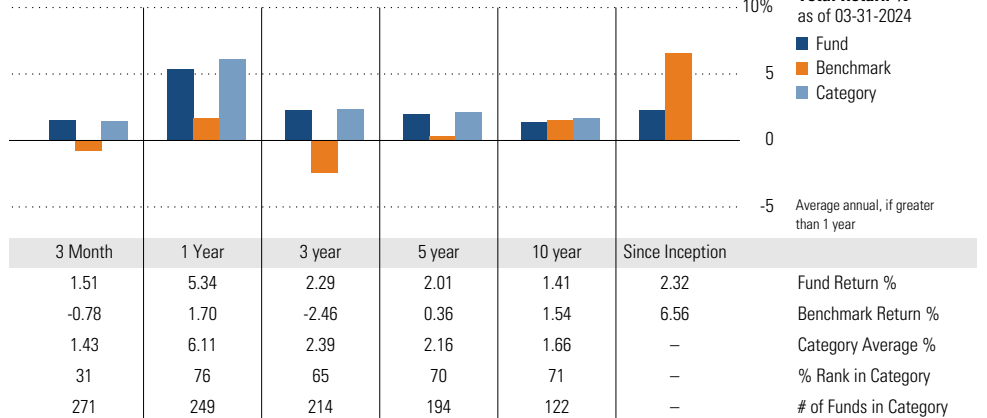
Morningstar Investment Management LLC Analysis

This fund fails our performance consistency screen. Its relative performance versus typical peers in the ultrashort bond category has struggled, partly due to its strict adherence to investing in government securities, which have lagged credit instruments.

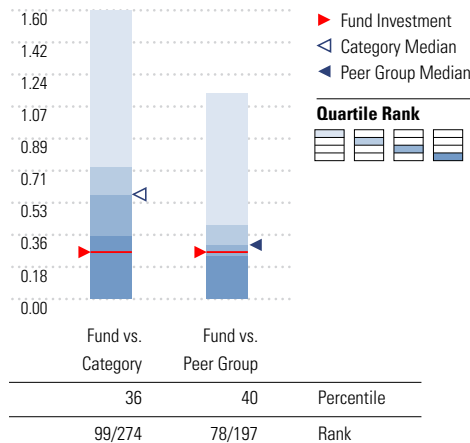
Growth of \$10,000



Trailing Performance



Net Expense



Peer group is a subset of the category and includes funds with the same management style (active vs. passive) and similar share class characteristics.

3-Year Risk Metrics

Metric	Fund	Bmark	Cat
Alpha	2.45	-	2.54
Beta	0.08	-	0.09
R-Squared	36.48	-	27.88
Standard Deviation	0.94	7.24	1.24
Sharpe Ratio	-1.12	-0.72	-0.91
Tracking Error	6.71	-	6.69
Information Ratio	0.71	-	0.72
Up Capture Ratio	16.96	-	17.13
Down Capture Ratio	-7.74	-	-8.23

Portfolio Metrics

Metric	Fund	Bmark	Cat
Avg Eff Duration	0.55	4.43	1.05
Avg Eff Maturity	-	-	1.65

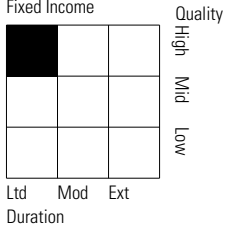
Federated Hermes Govt Ultrashort IS FGUSX

Morningstar Category
Ultrashort Bond

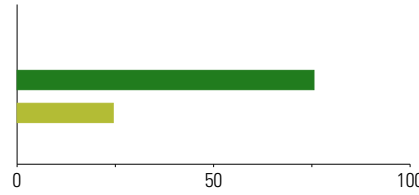
Morningstar Index
Bloomberg US Agg Bond TR USD

Style Analysis as of 03-31-2024

Style Breakdown



Asset Allocation as of 03-31-2024

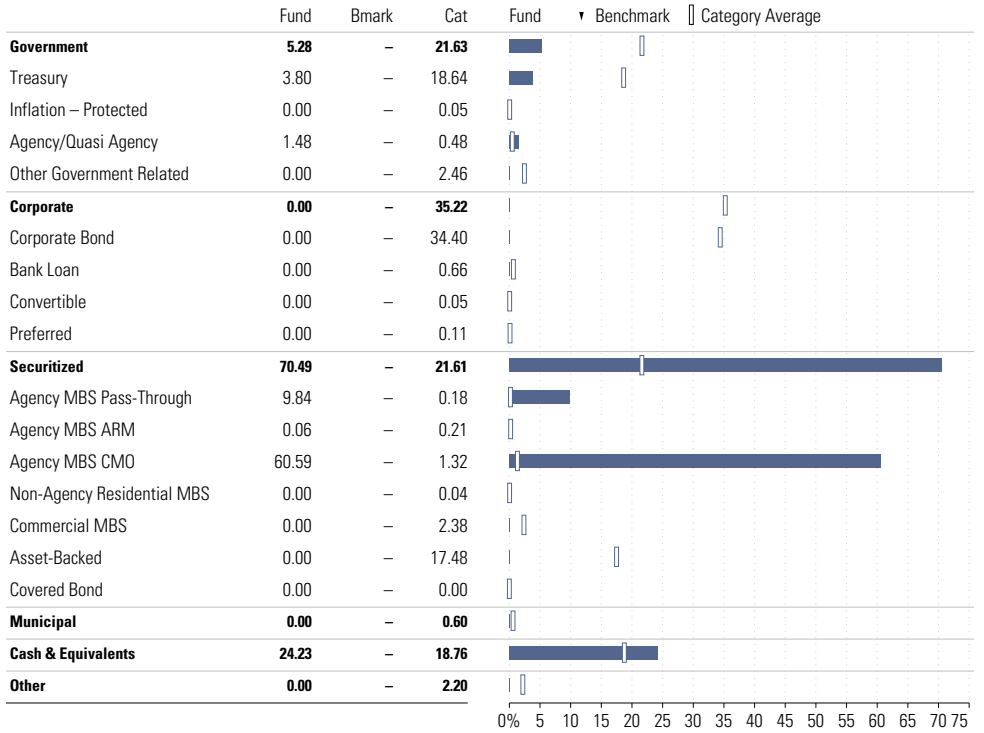


Asset Class	Net %	Cat%
US Stocks	0.00	1.86
Non-US Stocks	0.00	0.00
Bonds	75.54	66.04
Cash	24.46	31.87
Other	0.00	0.21
Total	100.00	100.00

Credit Rating Breakdown

	Fund	Bmark	Cat
AAA	100.00	3.53	46.30
AA	0.00	74.59	15.66
A	0.00	10.82	13.25
BBB	0.00	8.32	19.87
BB	0.00	0.28	2.17
B	0.00	0.00	0.90
Below B	0.00	0.00	0.25
Not Rated	0.00	2.46	1.61

Sector Weighting as of 03-31-2024



Top 10 Holdings as of 03-31-2024

Name	Maturity Date	% Net Asset	Cumulative %	Fixed Income Sector
⊕ Bank Of Montreal 8 Repo	04-2024	9.85	9.85	-
⊕ Hsbc Repo 3 Repo	04-2024	9.85	19.70	-
FEDERAL HOME LN MTG CORP MULTICLASS MTG PARTN CTFS GTD 5.97998%	04-2033	5.22	24.91	-
⊖ FEDERAL HOME LN MTG CORP MULTICLASS MTG PARTN CTFS GTD 5.82998%	12-2032	4.16	29.07	-
FEDERAL HOME LN MTG CORP MULTICLASS MTG PARTN CTFS GTD 5.87998%	12-2032	3.91	32.98	-
⊕ Bofam Repo 1 Repo	04-2024	3.78	36.77	-
⊕ Government National Mortgage Association 5.12871%	01-2073	3.51	40.28	-
⊖ FEDERAL HOME LN MTG CORP MULTICLASS MTG PARTN CTFS GTD 5.97039%	07-2053	3.13	43.41	-
FEDERAL HOME LN MTG CORP MULTICLASS MTG PARTN CTFS GTD 6.19998%	10-2032	2.88	46.28	-
FEDERAL HOME LN MTG CORP MULTICLASS MTG PARTN CTFS GTD 6.19998%	11-2032	2.57	48.85	-

Total Holdings 210

⊕ Increase ⊖ Decrease ✱ New to Portfolio

T. Rowe Price Dividend Growth PRDGX

Morningstar Category
Large Blend

Morningstar Index
S&P 500 TR USD

Portfolio Manager(s)

Thomas Huber since 03-2000

Quantitative Screens

✔ **Performance:** The fund has finished in the Large Blend category's top three quartiles in 9 of the 10 years it's been in existence.

✔ **Management:** The fund's management has been in place for 24.02 years.

✔ **Style:** The fund has landed in its primary style box — Large Blend — 100 % of the time over the past three years.

✔ **Net Expense:** The fund's expense ratio of 0.64 is 14.67% lower than the Large Blend category average.

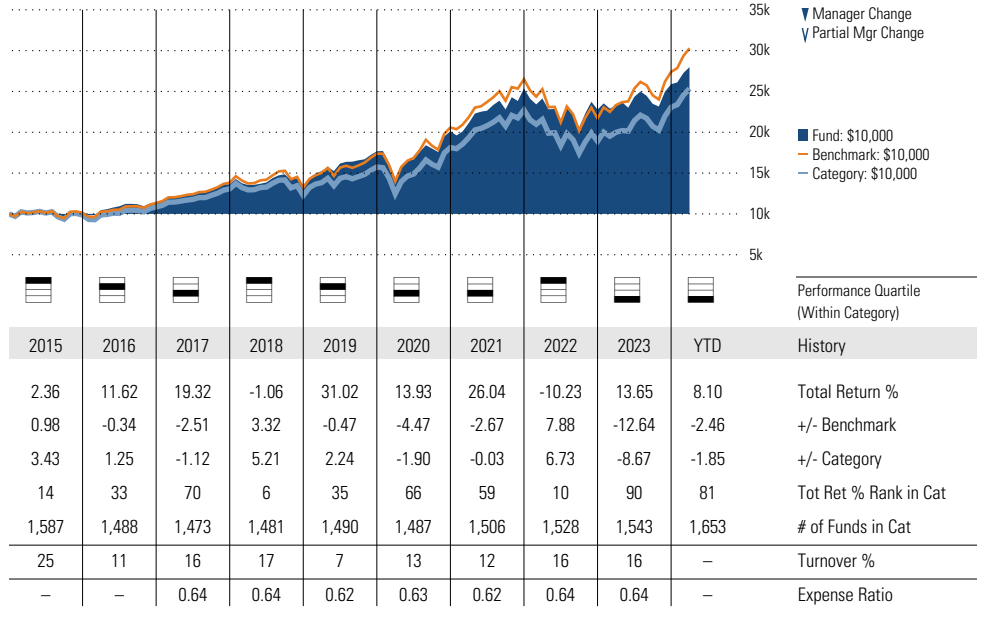
Morningstar Investment Management LLC Analysis

This fund passes all of Morningstar Investment Management's quantitative screens. Morningstar Investment Management has also assessed the fund from a qualitative perspective and, as a fiduciary, is comfortable recommending the fund's use in retirement plans.

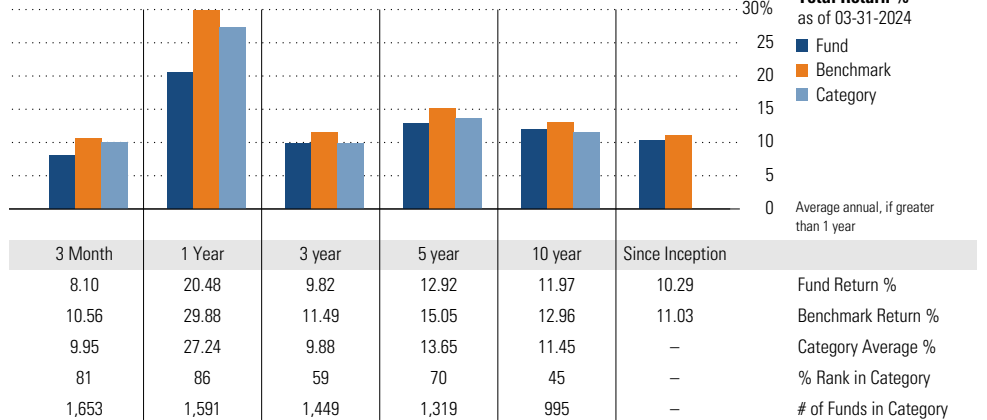
ESG Metrics

Metric	Rating	Updated
Sustainability Rating	4	03-31-2024
Carbon Risk Score	Low Risk	12-31-2022

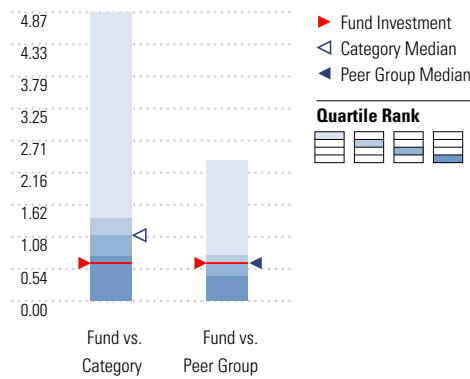
Growth of \$10,000



Trailing Performance



Net Expense



Peer group is a subset of the category and includes funds with the same management style (active vs. passive) and similar share class characteristics.

3-Year Risk Metrics

	Fund	Bmark	Cat
Alpha	0.00	-	-0.96
Beta	0.85	-	0.94
R-Squared	93.57	-	94.59
Standard Deviation	15.44	17.60	16.99
Sharpe Ratio	0.50	0.54	0.45
Tracking Error	4.73	-	3.62
Information Ratio	-0.35	-	-1.36
Up Capture Ratio	84.62	-	92.17
Down Capture Ratio	84.57	-	96.02

Portfolio Metrics

	Fund	Bmark	Cat
Price/Earnings Ratio	25.00	24.84	24.56
Price/Book Ratio	4.62	4.36	5.06
Geom Avg Mkt Cap \$B	157.31	270.11	347.16
ROE	30.28	32.68	33.81

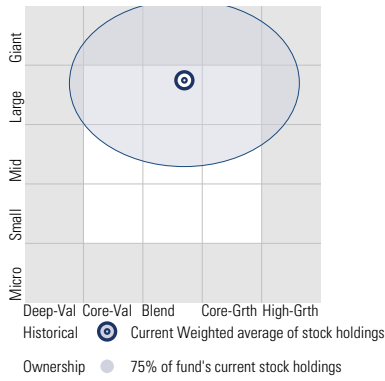
T. Rowe Price Dividend Growth PRDGX

Morningstar Category
Large Blend

Morningstar Index
S&P 500 TR USD

Style Analysis as of 03-31-2024

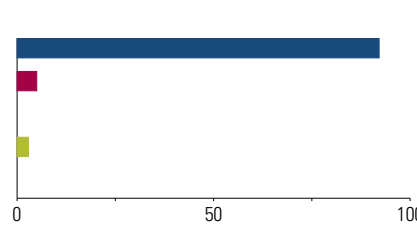
Morningstar Style Box™



Style Breakdown

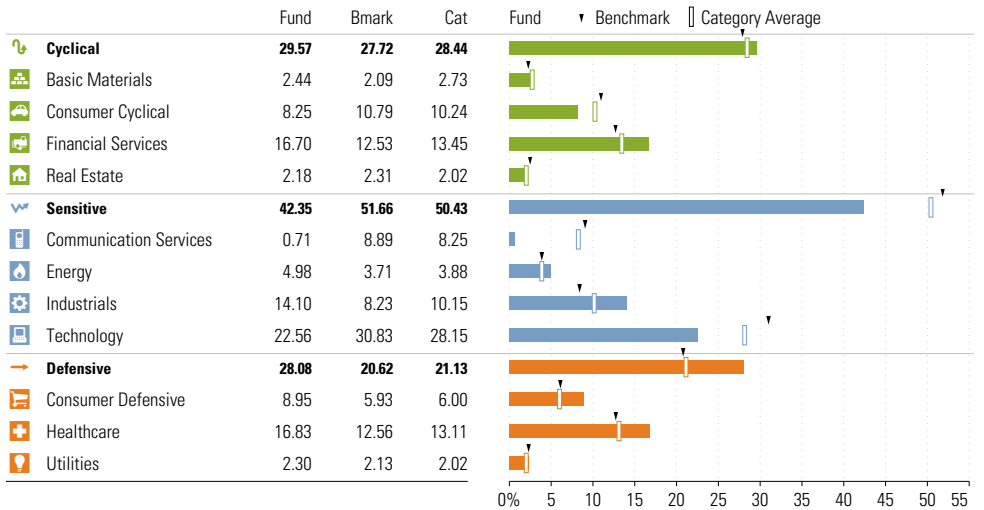


Asset Allocation as of 03-31-2024



Asset Class	Net %	Cat%
US Stocks	92.11	95.21
Non-US Stocks	5.00	2.49
Bonds	0.00	-0.24
Cash	2.89	1.49
Other	0.00	1.06
Total	100.00	100.00

Sector Weighting as of 03-31-2024



Top 15 Holdings as of 03-31-2024

Name	% Net Asset	Cumulative %	YTD Return %	Morningstar Sector
⊕ Microsoft Corp	6.81	6.81	-	Technology
⊖ Apple Inc	3.59	10.40	-	Technology
⊖ T. Rowe Price Gov. Reserve	2.66	13.06	-	-
⊕ Visa Inc Class A	2.26	15.32	-	Financial Services
⊖ GE Aerospace	2.14	17.46	-	Industrials
JPMorgan Chase & Co	2.08	19.54	-	Financial Services
Chubb Ltd	2.00	21.53	-	Financial Services
⊖ Eli Lilly and Co	1.85	23.38	-	Healthcare
⊕ Accenture PLC Class A	1.81	25.19	-	Technology
Marsh & McLennan Companies Inc	1.69	26.87	-	Financial Services
⊖ UnitedHealth Group Inc	1.66	28.53	-	Healthcare
⊕ McKesson Corp	1.60	30.14	-	Healthcare
⊖ Thermo Fisher Scientific Inc	1.59	31.73	-	Healthcare
⊖ Roper Technologies Inc	1.46	33.19	-	Technology
KLA Corp	1.40	34.59	-	Technology

Total Holdings 105

⊕ Increase ⊖ Decrease ✨ New to Portfolio

Vanguard 500 Index Admiral VFIAX

Morningstar Category
Large Blend

Morningstar Index
S&P 500 TR USD

Portfolio Manager(s)

Michelle Louie since 11-2017
Nick Birkett since 08-2023
Aaron Choi since 08-2023

Quantitative Screens

✔ **Performance:** The fund has finished in the Large Blend category's top three quartiles in 10 of the 10 years it's been in existence.

✔ **Management:** The fund's management has been in place for 6.34 years.

✔ **Style:** The fund has landed in its primary style box — Large Blend — 90.91 % of the time over the past three years.

✔ **Net Expense:** The fund's expense ratio of 0.04 is 94.67% lower than the Large Blend category average.

Morningstar Investment Management LLC Analysis

This fund passes all of Morningstar Investment Management's quantitative screens. Morningstar Investment Management has also assessed the fund from a qualitative perspective and, as a fiduciary, is comfortable recommending the fund's use in retirement plans.

ESG Metrics

Metric	Rating	Updated
Sustainability Rating	3	03-31-2024
Carbon Risk Score	Low Risk	12-31-2022
ESG Commitment	1-Low	02-15-2022

Growth of \$10,000



Trailing Performance



Net Expense



Peer group is a subset of the category and includes funds with the same management style (active vs. passive) and similar share class characteristics.

3-Year Risk Metrics

	Fund	Bmark	Cat
Alpha	-0.04	-	-0.96
Beta	1.00	-	0.94
R-Squared	100.00	-	94.59
Standard Deviation	17.60	17.60	16.99
Sharpe Ratio	0.54	0.54	0.45
Tracking Error	0.00	-	3.62
Information Ratio	-11.57	-	-1.36
Up Capture Ratio	99.91	-	92.17
Down Capture Ratio	100.07	-	96.02

Portfolio Metrics

	Fund	Bmark	Cat
Price/Earnings Ratio	25.56	24.84	24.56
Price/Book Ratio	4.49	4.36	5.06
Geom Avg Mkt Cap \$B	274.60	270.11	347.16
ROE	32.24	32.68	33.81

Vanguard 500 Index Admiral VFIAX

Morningstar Category
Large Blend

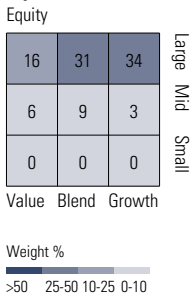
Morningstar Index
S&P 500 TR USD

Style Analysis as of 03-31-2024

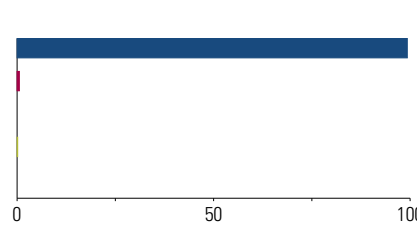
Morningstar Style Box™



Style Breakdown

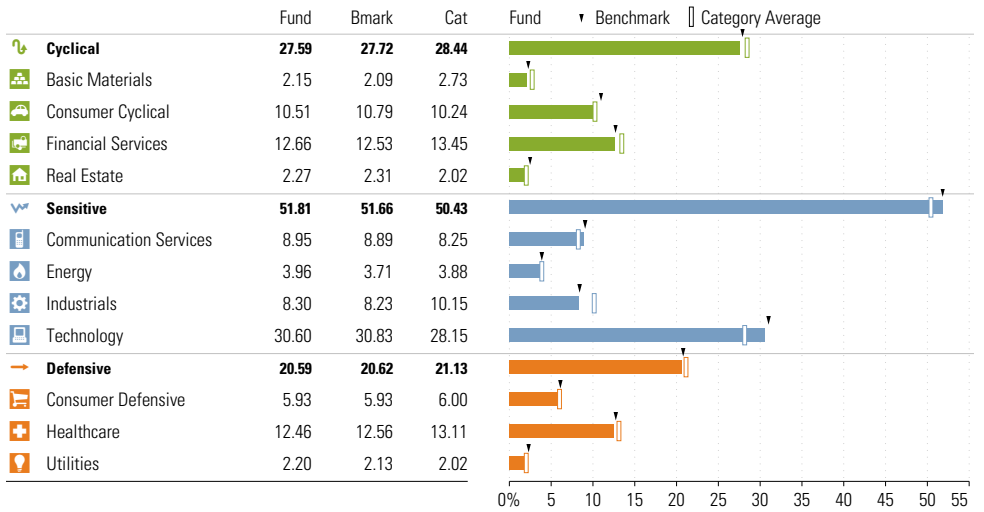


Asset Allocation as of 03-31-2024



Asset Class	Net %	Cat%
US Stocks	99.28	95.21
Non-US Stocks	0.57	2.49
Bonds	0.00	-0.24
Cash	0.15	1.49
Other	0.00	1.06
Total	100.00	100.00

Sector Weighting as of 03-31-2024



Top 15 Holdings as of 03-31-2024

Name	% Net Asset	Cumulative %	YTD Return %	Morningstar Sector
⊕ Microsoft Corp	7.09	7.09	-	Technology
⊕ Apple Inc	5.64	12.73	-	Technology
⊕ NVIDIA Corp	5.06	17.79	-	Technology
⊕ Amazon.com Inc	3.74	21.52	-	Consumer Cyclical
⊕ Meta Platforms Inc Class A	2.42	23.95	-	Communication Svc
⊕ Alphabet Inc Class A	2.02	25.96	-	Communication Svc
⊕ Berkshire Hathaway Inc Class B	1.73	27.70	-	Financial Services
⊖ Alphabet Inc Class C	1.70	29.40	-	Communication Svc
⊕ Eli Lilly and Co	1.41	30.80	-	Healthcare
⊕ Broadcom Inc	1.32	32.13	-	Technology
⊕ JPMorgan Chase & Co	1.31	33.44	-	Financial Services
⊕ Tesla Inc	1.10	34.54	-29.25	Consumer Cyclical
⊕ Exxon Mobil Corp	1.05	35.59	-	Energy
⊕ UnitedHealth Group Inc	1.04	36.63	-	Healthcare
⊕ Visa Inc Class A	0.99	37.62	-	Financial Services

Total Holdings 508

⊕ Increase ⊖ Decrease ✨ New to Portfolio

Vanguard Mid Cap Index Admiral VIMAX

Morningstar Category

Mid-Cap Blend

Morningstar Index

Russell Mid Cap TR USD

Portfolio Manager(s)

Awais Khan since 07-2021
 Aurélie Denis since 02-2023
 Aaron Choi since 08-2023

Quantitative Screens

- ✓ **Performance:** The fund has finished in the Mid-Cap Blend category's top three quartiles in 9 of the 10 years it's been in existence.
- ✗ **Management:** The fund's management team has been in place for less than three years.
- ✓ **Style:** The fund has landed in its primary style box — Mid-Cap Blend — 100 % of the time over the past three years.
- ✓ **Net Expense:** The fund's expense ratio of 0.05 is 94.05% lower than the Mid-Cap Blend category average.

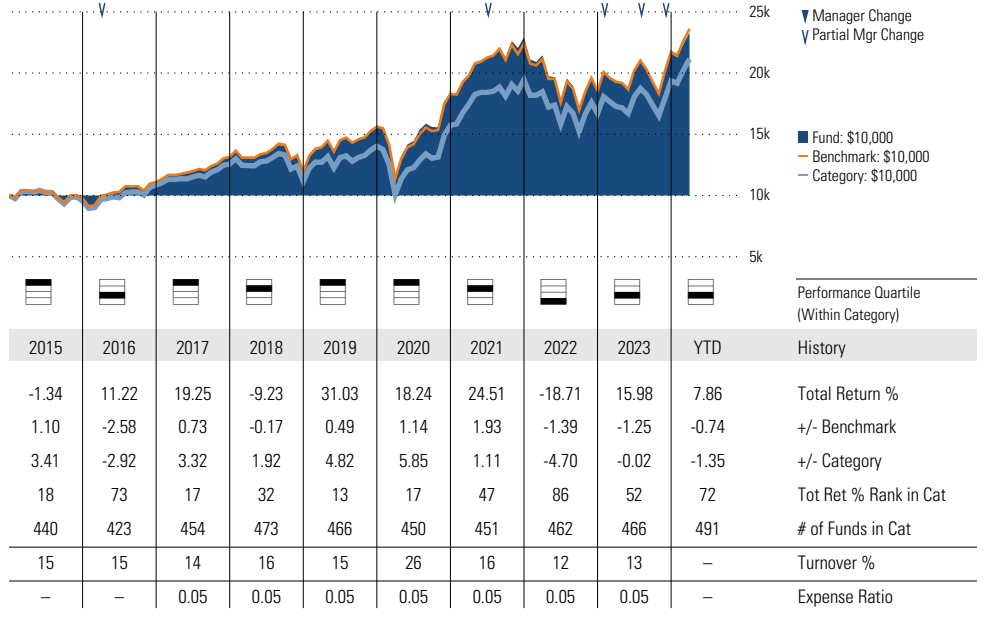
Morningstar Investment Management LLC Analysis

This fund fails the manager tenure screen due to the retirement of a long-serving manager. Since this is a team-managed index fund, we are not concerned about the change.

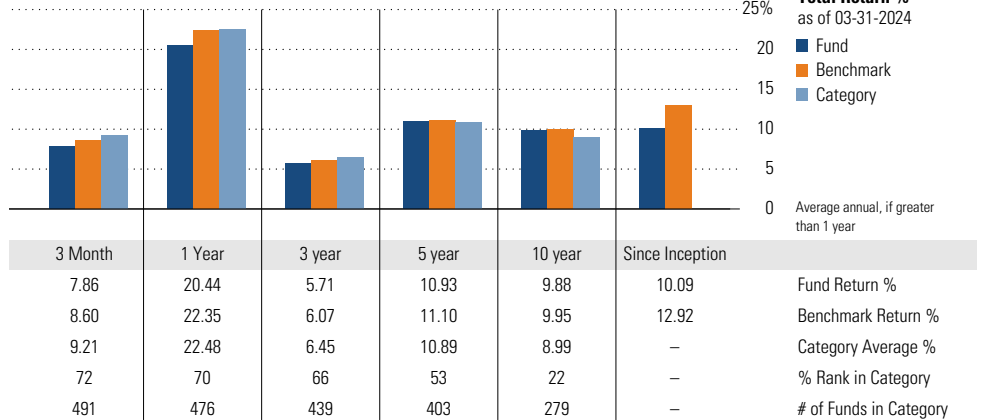
ESG Metrics

Metric	Rating	Updated
Sustainability Rating	4	03-31-2024
Carbon Risk Score	Medium Risk	12-31-2022
ESG Commitment	1-Low	02-15-2022

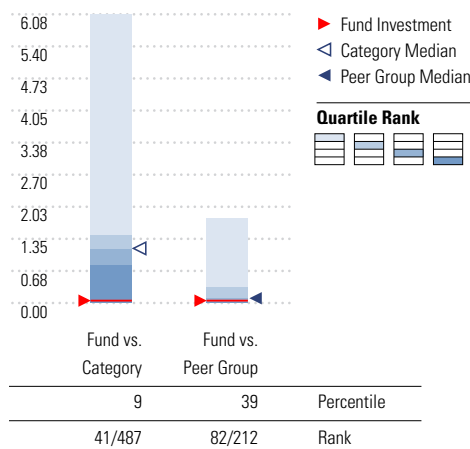
Growth of \$10,000



Trailing Performance



Net Expense



Peer group is a subset of the category and includes funds with the same management style (active vs. passive) and similar share class characteristics.

3-Year Risk Metrics

Metric	Fund	Bmark	Cat
Alpha	-0.27	-	0.04
Beta	0.99	-	0.96
R-Squared	99.55	-	93.64
Standard Deviation	19.30	19.50	19.30
Sharpe Ratio	0.23	0.25	0.24
Tracking Error	1.32	-	4.88
Information Ratio	-0.27	-	-0.07
Up Capture Ratio	98.61	-	94.49
Down Capture Ratio	99.67	-	94.51

Portfolio Metrics

Metric	Fund	Bmark	Cat
Price/Earnings Ratio	22.13	19.71	20.29
Price/Book Ratio	3.08	2.83	2.96
Geom Avg Mkt Cap \$B	31.24	20.88	13.02
ROE	18.69	17.64	20.39

Vanguard Mid Cap Index Admiral VIMAX

Morningstar Category

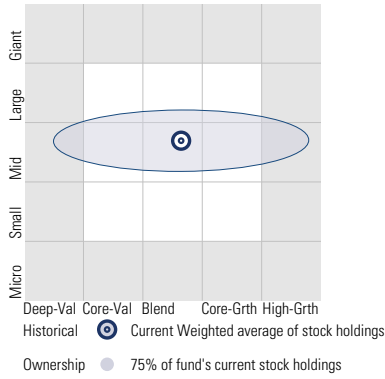
Mid-Cap Blend

Morningstar Index

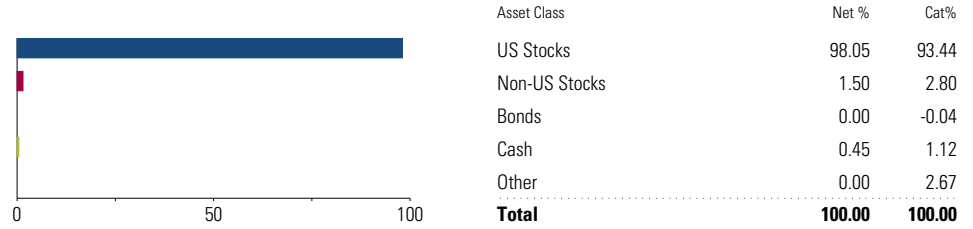
Russell Mid Cap TR USD

Style Analysis as of 03-31-2024

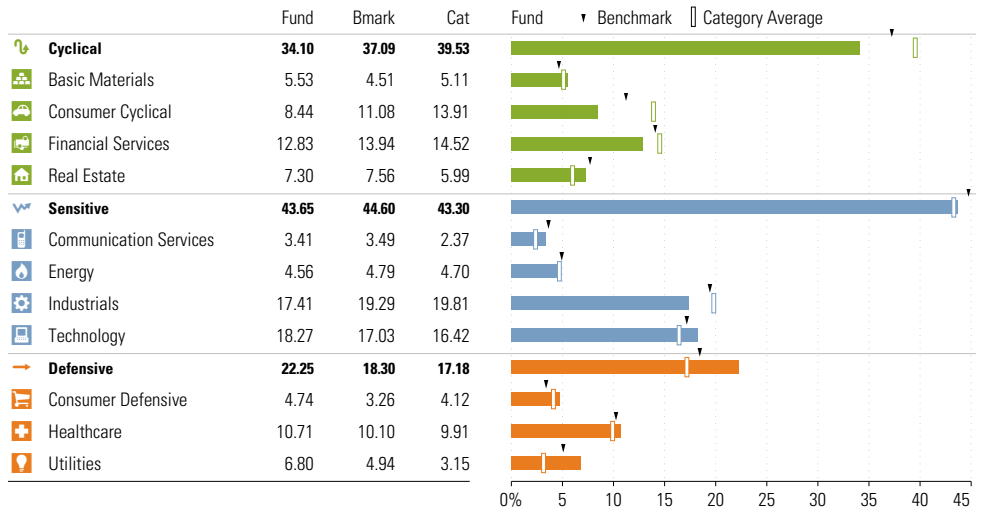
Morningstar Style Box™



Asset Allocation as of 03-31-2024



Sector Weighting as of 03-31-2024



Style Breakdown



Top 15 Holdings as of 03-31-2024

Name	% Net Asset	Cumulative %	YTD Return %	Morningstar Sector
Amphenol Corp Class A	0.90	0.90	-	Technology
TransDigm Group Inc	0.85	1.75	-	Industrials
PACCAR Inc	0.85	2.60	-	Industrials
Cintas Corp	0.77	3.37	-	Industrials
Constellation Energy Corp	0.77	4.14	-	Utilities
Motorola Solutions Inc	0.77	4.90	-	Technology
Arthur J. Gallagher & Co	0.71	5.61	-	Financial Services
DexCom Inc	0.70	6.31	-	Healthcare
Welltower Inc	0.69	7.00	-	Real Estate
Copart Inc	0.65	7.65	-	Industrials
Super Micro Computer Inc	0.65	8.30	-	Technology
Carrier Global Corp Ordinary Shares	0.65	8.95	-	Industrials
D.R. Horton Inc	0.64	9.59	-	Consumer Cyclical
Nucor Corp	0.63	10.22	-	Basic Materials
Microchip Technology Inc	0.63	10.85	-	Technology

Total Holdings 331

⊕ Increase ⊖ Decrease ✨ New to Portfolio

Vanguard Small Cap Index Adm VSMAX

Morningstar Category
Small Blend

Morningstar Index
Russell 2000 TR USD

Portfolio Manager(s)

Gerard O'Reilly since 04-2016
Kenny Narzikul since 02-2023

Quantitative Screens

✔ **Performance:** The fund has finished in the Small Blend category's top three quartiles in 9 of the 10 years it's been in existence.

✔ **Management:** The fund's management has been in place for 7.93 years.

✔ **Style:** The fund has landed in its primary style box — Small Blend — 100 % of the time over the past three years.

✔ **Net Expense:** The fund's expense ratio of 0.05 is 94.79% lower than the Small Blend category average.

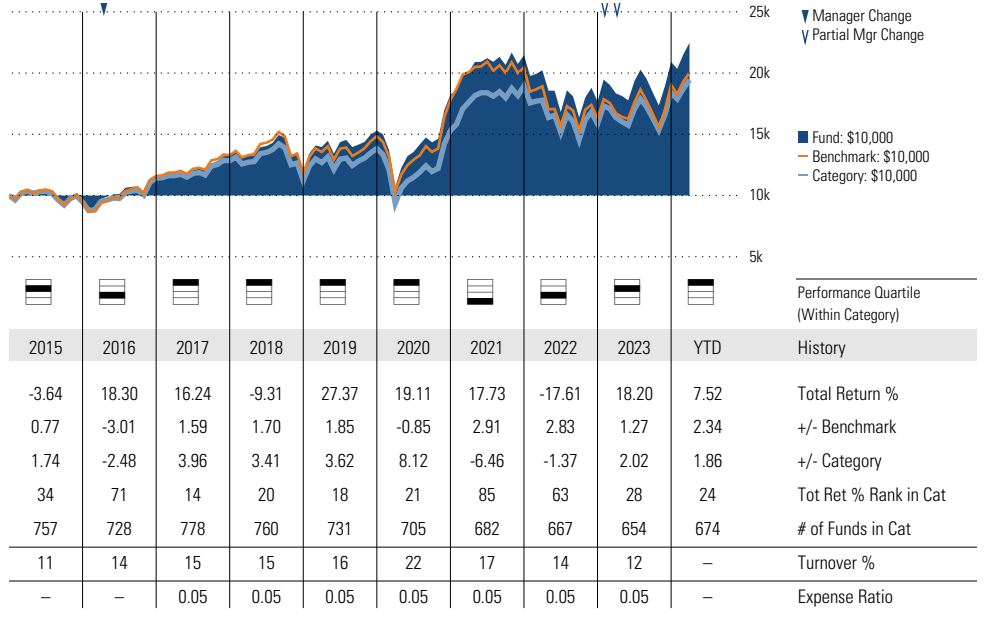
Morningstar Investment Management LLC Analysis

This fund passes all of Morningstar Investment Management's quantitative screens. Morningstar Investment Management has also assessed the fund from a qualitative perspective and, as a fiduciary, is comfortable recommending the fund's use in retirement plans.

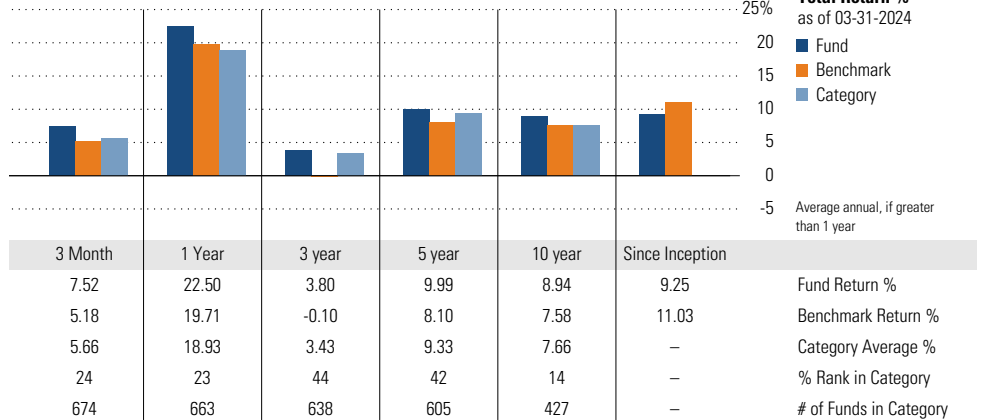
ESG Metrics

Metric	Rating	Updated
Sustainability Rating	4	03-31-2024
Carbon Risk Score	Medium Risk	12-31-2022
ESG Commitment	1-Low	02-15-2022

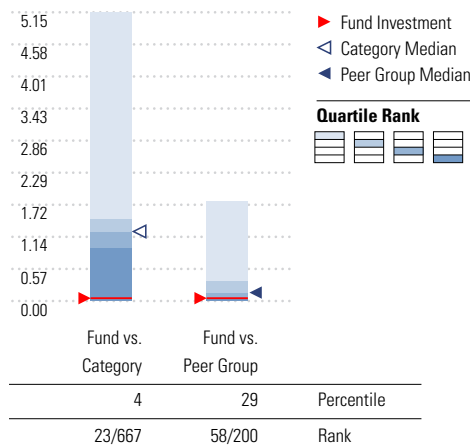
Growth of \$10,000



Trailing Performance



Net Expense



Peer group is a subset of the category and includes funds with the same management style (active vs. passive) and similar share class characteristics.

3-Year Risk Metrics

Metric	Fund	Bmark	Cat
Alpha	3.76	-	3.14
Beta	0.94	-	0.91
R-Squared	97.48	-	93.47
Standard Deviation	20.46	21.39	20.21
Sharpe Ratio	0.14	-0.04	0.11
Tracking Error	3.46	-	5.13
Information Ratio	1.13	-	0.35
Up Capture Ratio	103.30	-	98.60
Down Capture Ratio	90.74	-	88.35

Portfolio Metrics

Metric	Fund	Bmark	Cat
Price/Earnings Ratio	18.12	15.20	17.42
Price/Book Ratio	2.39	1.95	2.47
Geom Avg Mkt Cap \$B	6.75	2.68	5.68
ROE	12.94	8.06	19.12

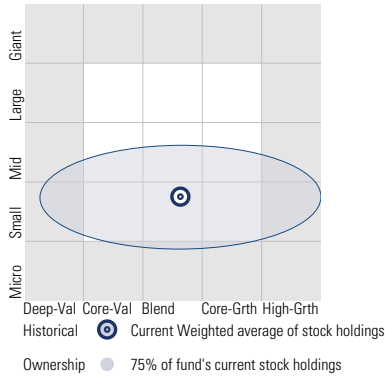
Vanguard Small Cap Index Adm VSMAX

Morningstar Category
Small Blend

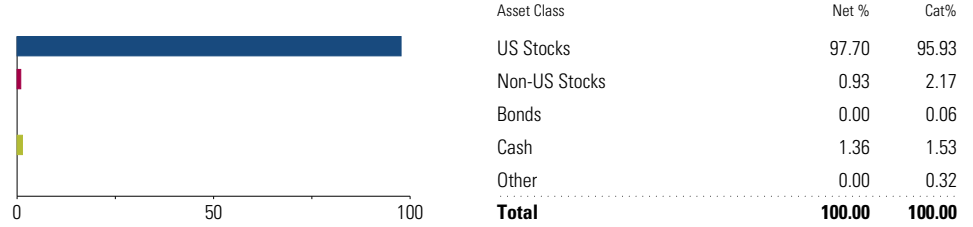
Morningstar Index
Russell 2000 TR USD

Style Analysis as of 03-31-2024

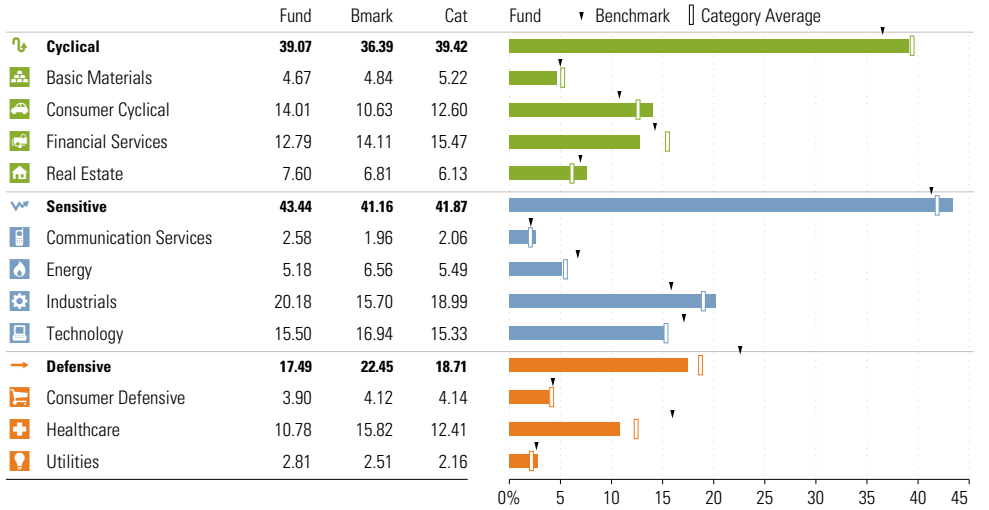
Morningstar Style Box™



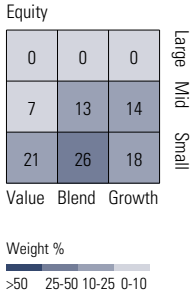
Asset Allocation as of 03-31-2024



Sector Weighting as of 03-31-2024



Style Breakdown



Top 15 Holdings as of 03-31-2024

Name	% Net Asset	Cumulative %	YTD Return %	Morningstar Sector
⊕ Slcmt1142	1.38	1.38	-	-
⊕ MicroStrategy Inc Class A	0.44	1.82	-	Technology
⊖ Builders FirstSource Inc	0.44	2.27	-	Industrials
⊖ Targa Resources Corp	0.43	2.70	-	Energy
⊖ Deckers Outdoor Corp	0.42	3.12	-	Consumer Cyclical
⊖ Axon Enterprise Inc	0.39	3.50	-	Industrials
⊖ PTC Inc	0.37	3.88	-	Technology
⊖ Entegris Inc	0.37	4.24	-	Technology
⊖ Williams-Sonoma Inc	0.35	4.59	-	Consumer Cyclical
⊕ DraftKings Inc Ordinary Shares - Class A	0.34	4.93	-	Consumer Cyclical
⊖ Booz Allen Hamilton Holding Corp Class A	0.33	5.26	-	Industrials
⊖ Reliance Inc	0.33	5.60	-	Basic Materials
⊖ Carlisle Companies Inc	0.32	5.92	-	Industrials
⊖ IDEX Corp	0.32	6.24	-	Industrials
⊕ Atmos Energy Corp	0.31	6.55	-	Utilities

Total Holdings 1416

⊕ Increase ⊖ Decrease ✨ New to Portfolio

Vanguard Target Retirement 2020 Fund VTWNX

Morningstar Category
Target-Date 2020

Morningstar Index
Morningstar Lifetime Mod 2020 TR USD

Portfolio Manager(s)

Walter Nejman since 02-2013
Aur lie Denis since 02-2023
Michael Roach since 02-2023
Roger Aliaga-Diaz since 02-2023

Quantitative Screens

✔ **Performance:** The fund has finished in the Target-Date 2020 category's top three quartiles in 10 of the 10 years it's been in existence.

✔ **Management:** The fund's management has been in place for 11.11 years.

✔ **Style:** The fund has landed in its primary style box — Large Blend — 100 % of the time over the past three years.

✔ **Net Expense:** The fund's expense ratio of 0.08 is 86.21% lower than the Target-Date 2020 category average.

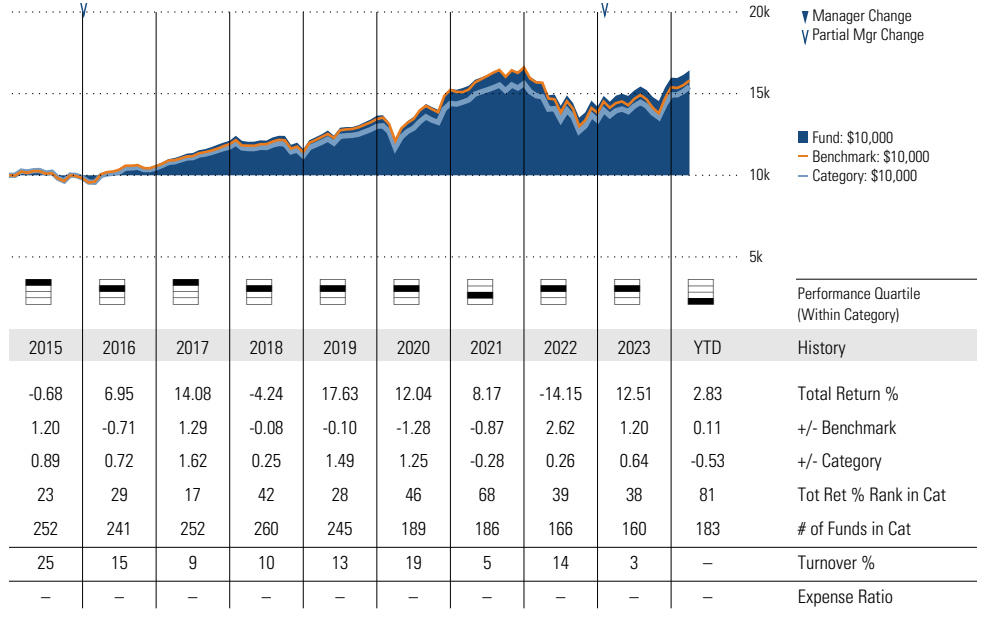
Morningstar Investment Management LLC Analysis

This fund passes all of Morningstar Investment Management's quantitative screens. Morningstar Investment Management has also assessed the fund from a qualitative perspective and, as a fiduciary, is comfortable recommending the fund's use in retirement plans.

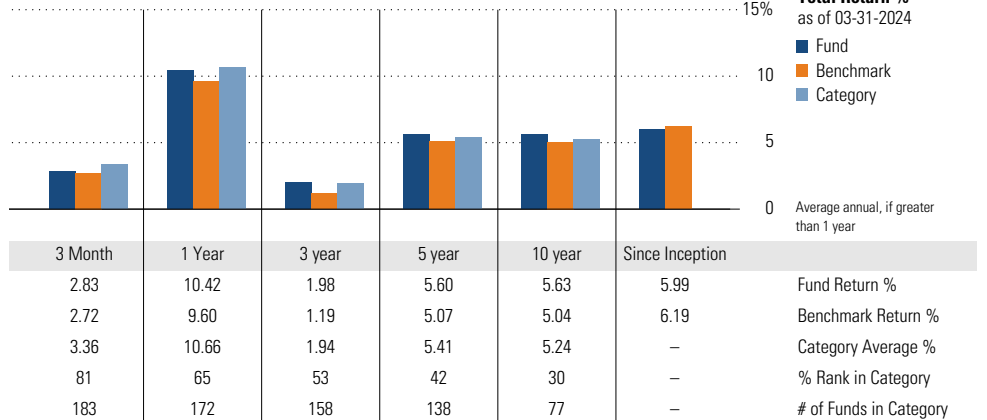
ESG Metrics

Metric	Rating	Updated
Sustainability Rating	3	03-31-2024
ESG Commitment	1-Low	02-15-2022

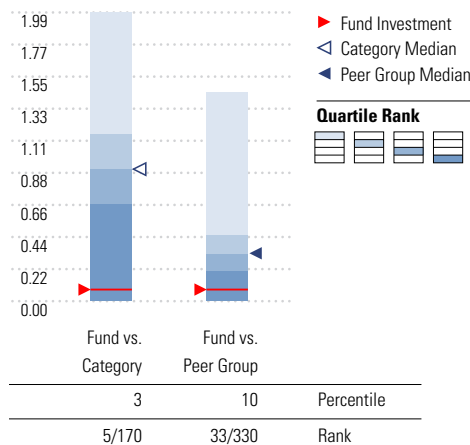
Growth of \$10,000



Trailing Performance



Net Expense



Peer group is a subset of the category and includes funds with the same management style (active vs. passive) and similar share class characteristics.

3-Year Risk Metrics

	Fund	Bmark	Cat
Alpha	0.87	-	0.82
Beta	0.86	-	0.88
R-Squared	98.85	-	98.29
Standard Deviation	10.08	11.68	10.33
Sharpe Ratio	-0.05	-0.09	-0.05
Tracking Error	1.98	-	2.07
Information Ratio	0.40	-	0.39
Up Capture Ratio	89.17	-	90.84
Down Capture Ratio	83.76	-	85.78

Portfolio Metrics

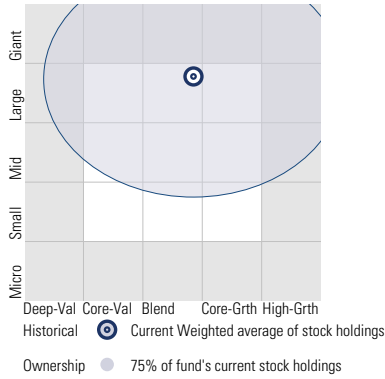
	Fund	Bmark	Cat
Price/Earnings Ratio	19.71	19.71	20.66
Price/Book Ratio	2.62	2.62	2.85
Avg Eff Duration	5.64	-	5.09

Vanguard Target Retirement 2020 Fund VTWNX

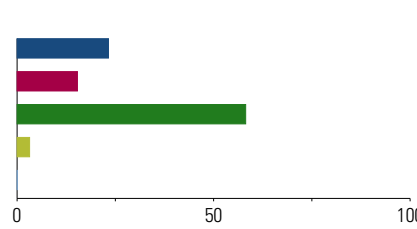
Morningstar Category
Target-Date 2020

Morningstar Index
Morningstar Lifetime Mod 2020 TR USD

Style Analysis as of 03-31-2024
Morningstar Style Box™

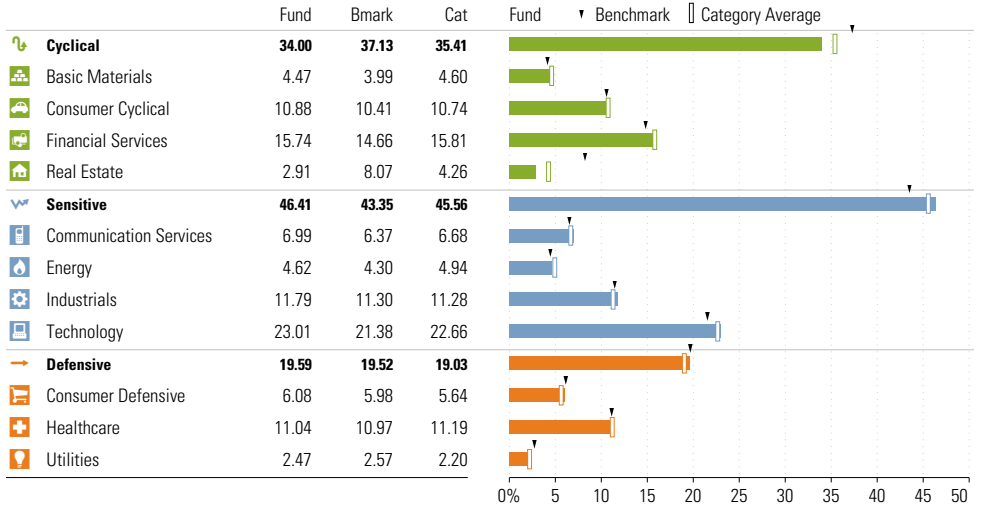


Asset Allocation as of 03-31-2024

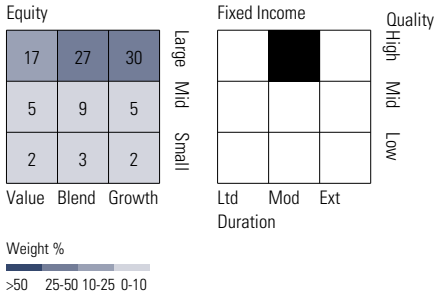


Asset Class	Net %	Cat%
US Stocks	23.25	28.33
Non-US Stocks	15.35	16.09
Bonds	58.16	44.91
Cash	3.18	2.34
Other	0.05	8.34
Total	100.00	100.00

Sector Weighting as of 03-31-2024



Style Breakdown



Top 7 Holdings as of 03-31-2024

Name	Maturity Date	% Net Asset	Cumulative %	YTD Return %	Morningstar Sector
⊕ Vanguard Total Bond Market II Idx Inv	-	33.26	33.26	-	-
⊖ Vanguard Total Stock Mkt Idx Instl Pls	-	23.32	56.58	-	-
⊖ Vanguard Total Intl Stock Index Inv	-	15.84	72.41	-	-
⊕ Vanguard Total Intl Bd II Idx Instl	-	14.74	87.15	-	-
⊕ Vanguard Shrt-Term Infl-Prot Sec Idx Adm	-	12.07	99.22	-	-
⊕ Mktliq 12/31/2049	-	0.78	100.00	-	-
⊖ Us Dollar	-	0.00	100.00	-	-

Total Holdings 7

⊕ Increase ⊖ Decrease ✨ New to Portfolio

Vanguard Target Retirement 2025 Fund VTTVX

Morningstar Category
Target-Date 2025

Morningstar Index
Morningstar Lifetime Mod 2025 TR USD

Portfolio Manager(s)

Walter Nejman since 02-2013
Aurélie Denis since 02-2023
Michael Roach since 02-2023
Roger Aliaga-Diaz since 02-2023

Quantitative Screens

✔ **Performance:** The fund has finished in the Target-Date 2025 category's top three quartiles in 10 of the 10 years it's been in existence.

✔ **Management:** The fund's management has been in place for 11.11 years.

✔ **Style:** The fund has landed in its primary style box — Large Blend — 100 % of the time over the past three years.

✔ **Net Expense:** The fund's expense ratio of 0.08 is 86.67% lower than the Target-Date 2025 category average.

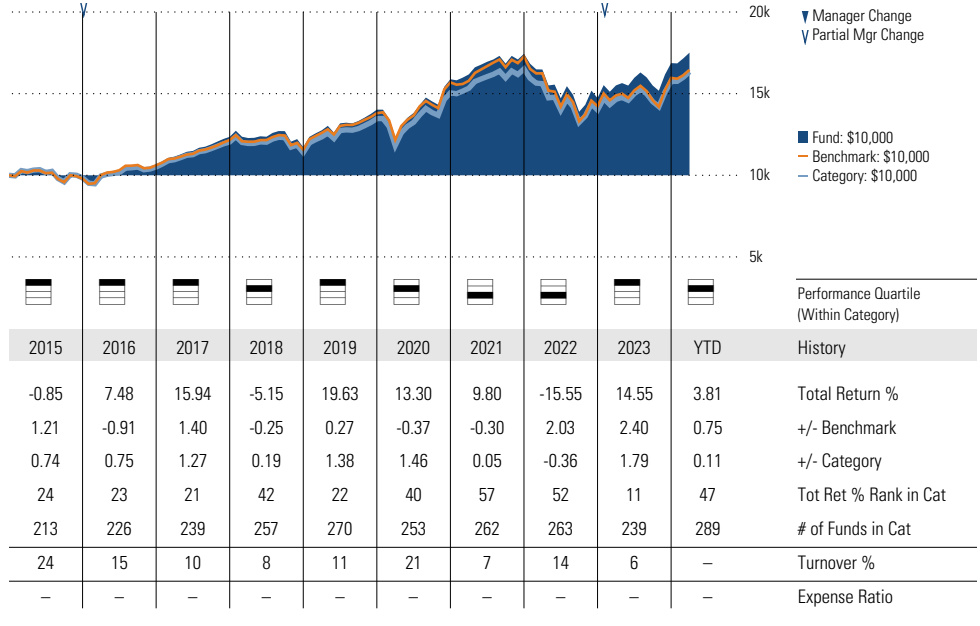
Morningstar Investment Management LLC Analysis

This fund passes all of Morningstar Investment Management's quantitative screens. Morningstar Investment Management has also assessed the fund from a qualitative perspective and, as a fiduciary, is comfortable recommending the fund's use in retirement plans.

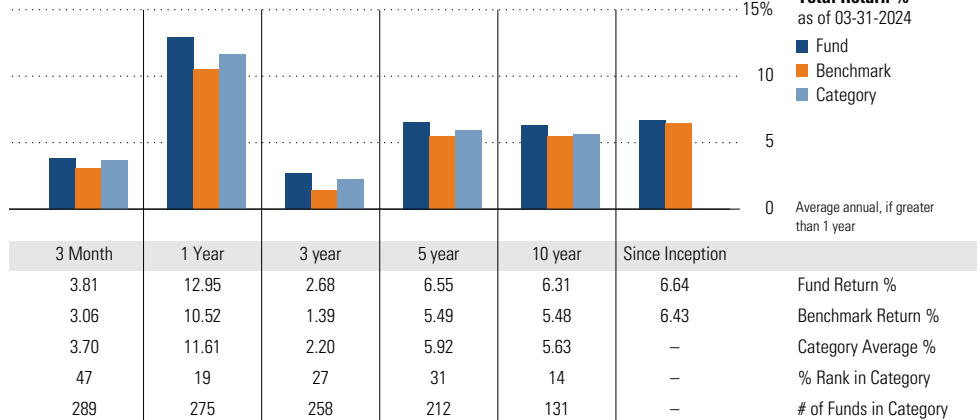
ESG Metrics

Metric	Rating	Updated
Sustainability Rating	3	03-31-2024
Carbon Risk Score	Low Risk	12-31-2022
ESG Commitment	1-Low	02-15-2022

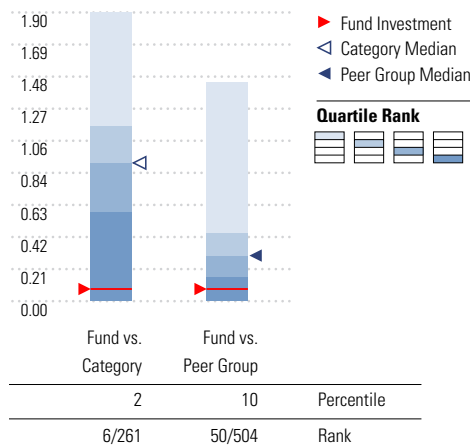
Growth of \$10,000



Trailing Performance



Net Expense



Peer group is a subset of the category and includes funds with the same management style (active vs. passive) and similar share class characteristics.

3-Year Risk Metrics

	Fund	Bmark	Cat
Alpha	1.32	-	0.93
Beta	0.92	-	0.86
R-Squared	98.86	-	98.11
Standard Deviation	11.65	12.58	10.97
Sharpe Ratio	0.03	-0.06	-0.01
Tracking Error	1.59	-	2.31
Information Ratio	0.81	-	0.40
Up Capture Ratio	96.64	-	89.22
Down Capture Ratio	89.18	-	83.93

Portfolio Metrics

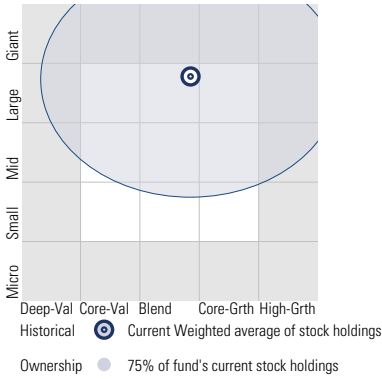
	Fund	Bmark	Cat
Price/Earnings Ratio	19.74	19.52	20.68
Price/Book Ratio	2.62	2.58	2.83
Avg Eff Duration	5.94	-	5.59

Vanguard Target Retirement 2025 Fund VTTVX

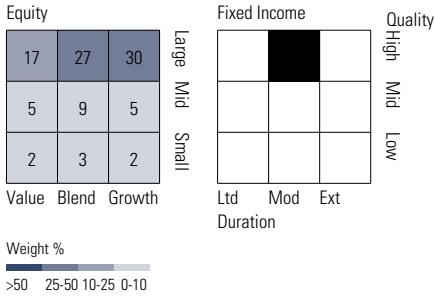
Morningstar Category
Target-Date 2025

Morningstar Index
Morningstar Lifetime Mod 2025 TR USD

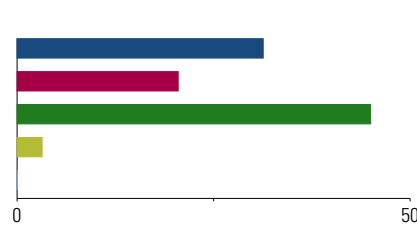
Style Analysis as of 03-31-2024
Morningstar Style Box™



Style Breakdown

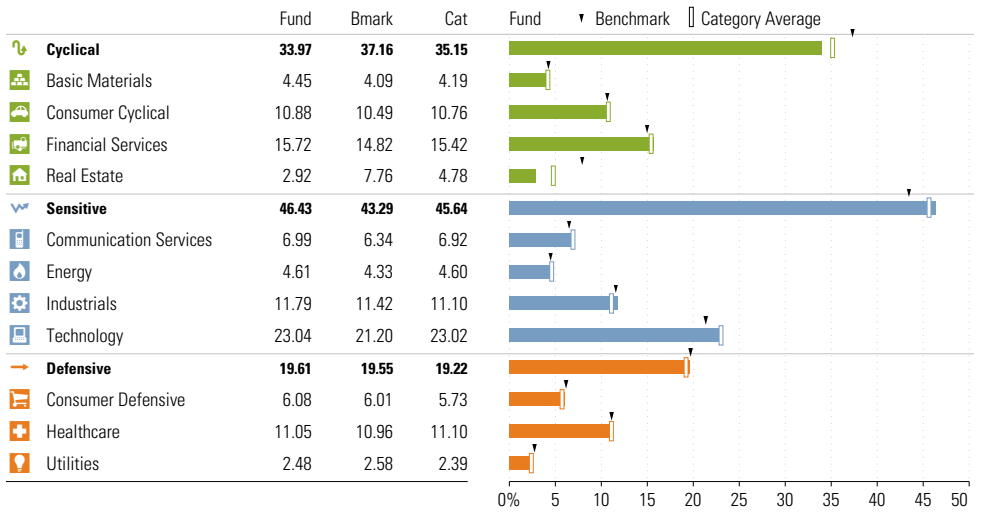


Asset Allocation as of 03-31-2024



Asset Class	Net %	Cat%
US Stocks	31.31	29.12
Non-US Stocks	20.49	15.31
Bonds	44.98	41.22
Cash	3.18	2.13
Other	0.05	12.23
Total	100.00	100.00

Sector Weighting as of 03-31-2024



Top 7 Holdings as of 03-31-2024

Name	Maturity Date	% Net Asset	Cumulative %	YTD Return %	Morningstar Sector
⊖ Vanguard Total Stock Mkt Idx Instl Pls	-	31.40	31.40	-	-
⊕ Vanguard Total Bond Market II Idx Inv	-	28.35	59.75	-	-
⊖ Vanguard Total Intl Stock Index Inv	-	21.13	80.88	-	-
⊕ Vanguard Total Intl Bd II Idx Instl	-	12.30	93.17	-	-
⊕ Vanguard Shrt-Term Infl-Prot Sec Idx Adm	-	5.80	98.97	-	-
⊕ Mktliq 12/31/2049	-	1.00	99.97	-	-
⊕ Us Dollar	-	0.03	100.00	-	-

Total Holdings 7

⊕ Increase ⊖ Decrease ✨ New to Portfolio

Vanguard Target Retirement 2030 Fund VTHRX

Morningstar Category
Target-Date 2030

Morningstar Index
Morningstar Lifetime Mod 2030 TR USD

Portfolio Manager(s)

Walter Nejman since 02-2013
Aur lie Denis since 02-2023
Michael Roach since 02-2023
Roger Aliaga-Diaz since 02-2023

Quantitative Screens

✔ **Performance:** The fund has finished in the Target-Date 2030 category's top three quartiles in 10 of the 10 years it's been in existence.

✔ **Management:** The fund's management has been in place for 11.11 years.

✔ **Style:** The fund has landed in its primary style box — Large Blend — 100 % of the time over the past three years.

✔ **Net Expense:** The fund's expense ratio of 0.08 is 87.1% lower than the Target-Date 2030 category average.

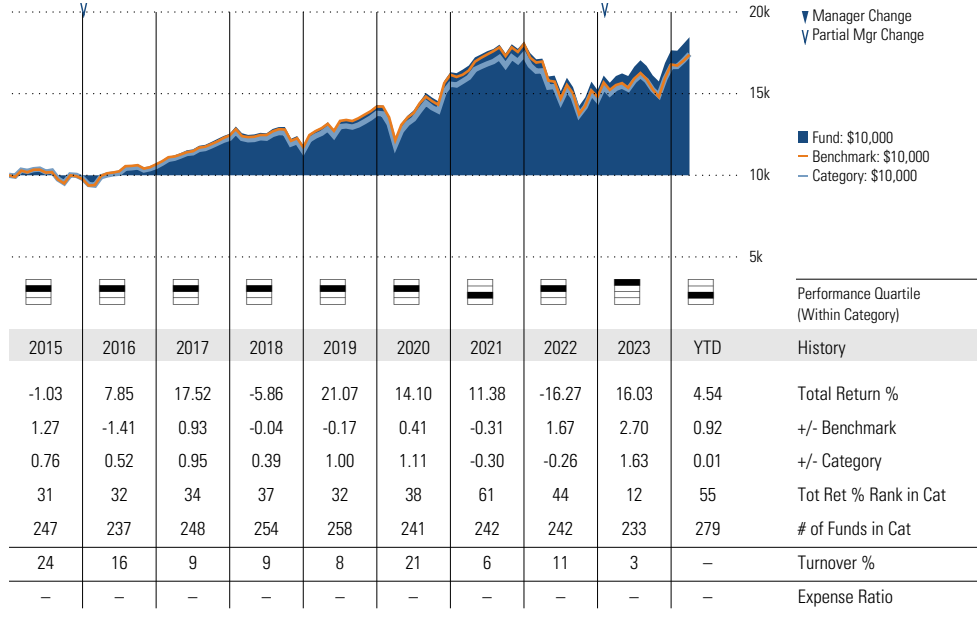
Morningstar Investment Management LLC Analysis

This fund passes all of Morningstar Investment Management's quantitative screens. Morningstar Investment Management has also assessed the fund from a qualitative perspective and, as a fiduciary, is comfortable recommending the fund's use in retirement plans.

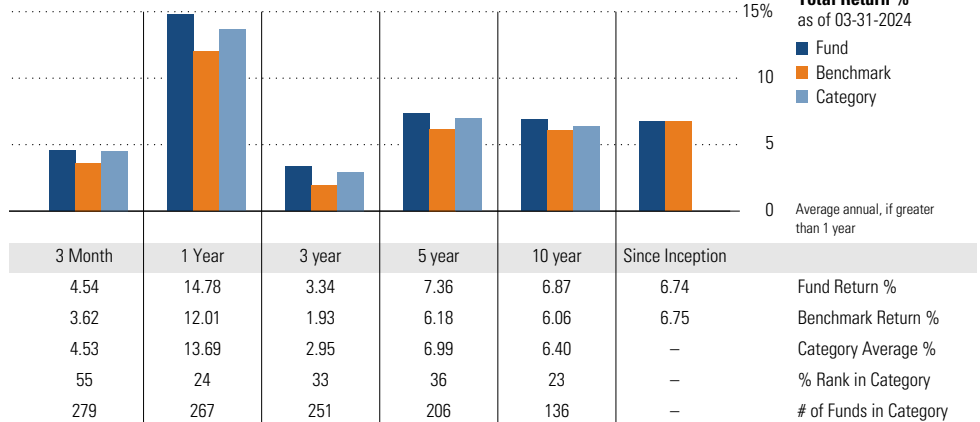
ESG Metrics

Metric	Rating	Updated
Sustainability Rating	3	03-31-2024
Carbon Risk Score	Low Risk	12-31-2022
ESG Commitment	1-Low	02-15-2022

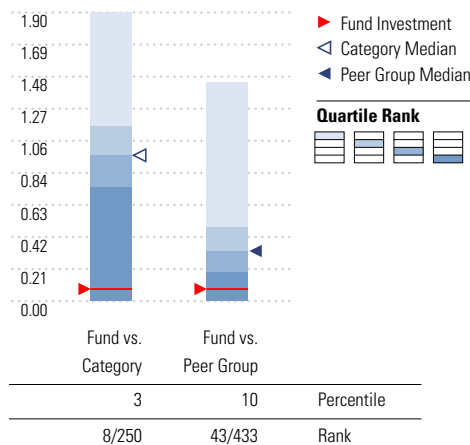
Growth of \$10,000



Trailing Performance



Net Expense



Peer group is a subset of the category and includes funds with the same management style (active vs. passive) and similar share class characteristics.

3-Year Risk Metrics

Metric	Fund	Bmark	Cat
Alpha	1.46	-	1.16
Beta	0.94	-	0.90
R-Squared	98.93	-	98.33
Standard Deviation	12.73	13.51	12.26
Sharpe Ratio	0.09	-0.01	0.06
Tracking Error	1.57	-	2.11
Information Ratio	0.91	-	0.55
Up Capture Ratio	98.29	-	93.58
Down Capture Ratio	90.71	-	87.51

Portfolio Metrics

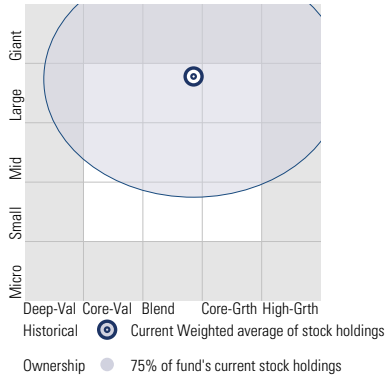
Metric	Fund	Bmark	Cat
Price/Earnings Ratio	19.76	19.33	20.70
Price/Book Ratio	2.63	2.55	2.90
Avg Eff Duration	6.45	-	6.08

Vanguard Target Retirement 2030 Fund VTHRX

Morningstar Category
Target-Date 2030

Morningstar Index
Morningstar Lifetime Mod 2030 TR USD

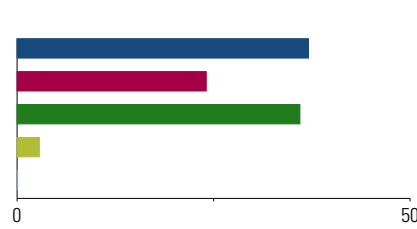
Style Analysis as of 03-31-2024
Morningstar Style Box™



Style Breakdown

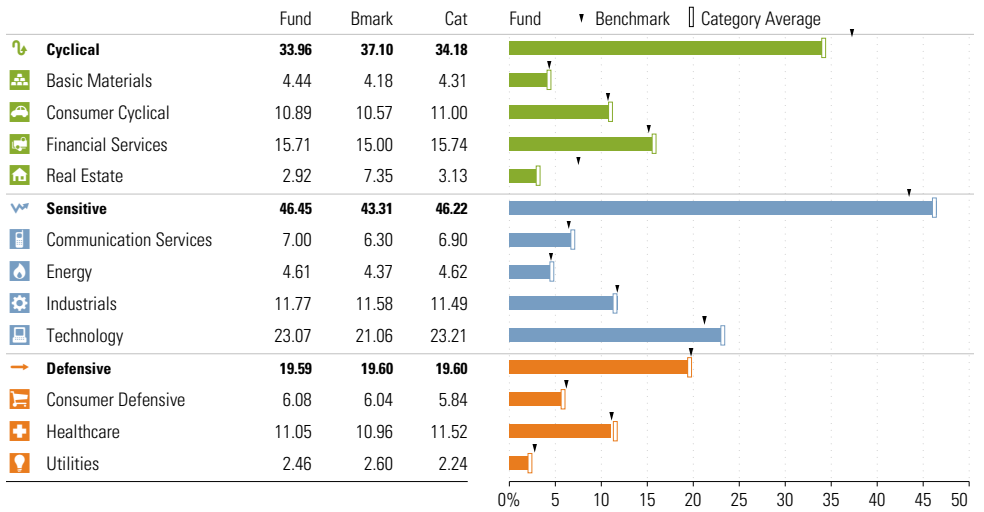


Asset Allocation as of 03-31-2024



Asset Class	Net %	Cat%
US Stocks	37.07	34.91
Non-US Stocks	24.06	19.21
Bonds	35.98	31.38
Cash	2.83	1.27
Other	0.06	13.25
Total	100.00	100.00

Sector Weighting as of 03-31-2024



Top 6 Holdings as of 03-31-2024

Name	Maturity Date	% Net Asset	Cumulative %	YTD Return %	Morningstar Sector
⊖ Vanguard Total Stock Mkt Idx Instl Pls	-	37.18	37.18	-	-
⊕ Vanguard Total Bond Market II Idx Inv	-	25.94	63.12	-	-
⊕ Vanguard Total Intl Stock Index Inv	-	24.81	87.93	-	-
⊕ Vanguard Total Intl Bd II Idx Instl	-	11.20	99.13	-	-
⊕ Mktliq 12/31/2049	-	0.88	100.02	-	-
⊕ Us Dollar	-	0.02	100.03	-	-

Total Holdings 6

⊕ Increase ⊖ Decrease ✨ New to Portfolio

Vanguard Target Retirement 2035 Fund VTTX

Morningstar Category
Target-Date 2035

Morningstar Index
Morningstar Lifetime Mod 2035 TR USD

Portfolio Manager(s)

Walter Nejman since 02-2013
Aurélie Denis since 02-2023
Michael Roach since 02-2023
Roger Aliaga-Diaz since 02-2023

Quantitative Screens

✔ **Performance:** The fund has finished in the Target-Date 2035 category's top three quartiles in 9 of the 10 years it's been in existence.

✔ **Management:** The fund's management has been in place for 11.11 years.

✔ **Style:** The fund has landed in its primary style box — Large Blend — 100 % of the time over the past three years.

✔ **Net Expense:** The fund's expense ratio of 0.08 is 86.89% lower than the Target-Date 2035 category average.

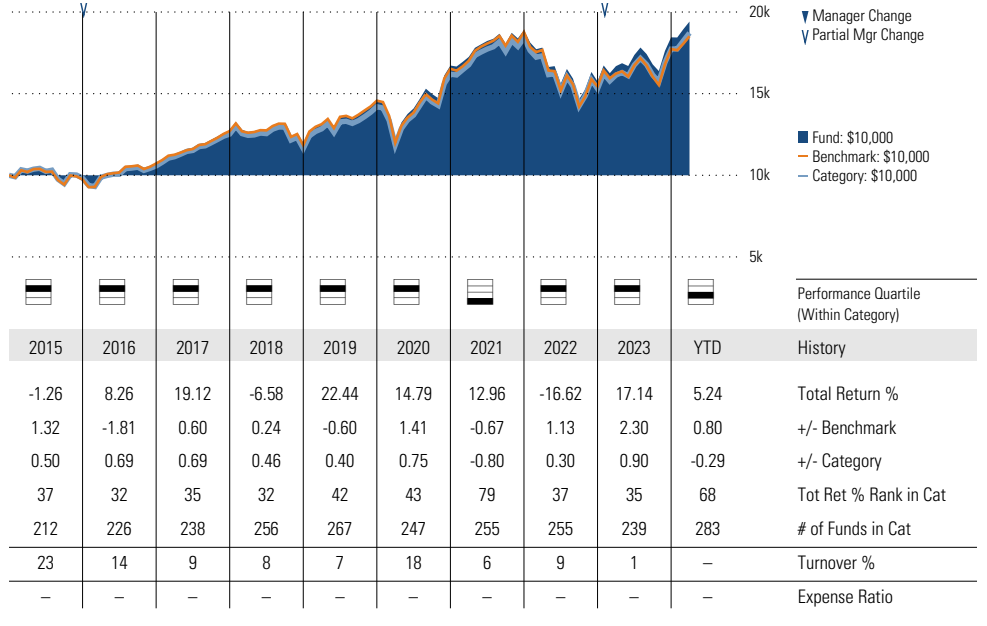
Morningstar Investment Management LLC Analysis

This fund passes all of Morningstar Investment Management's quantitative screens. Morningstar Investment Management has also assessed the fund from a qualitative perspective and, as a fiduciary, is comfortable recommending the fund's use in retirement plans.

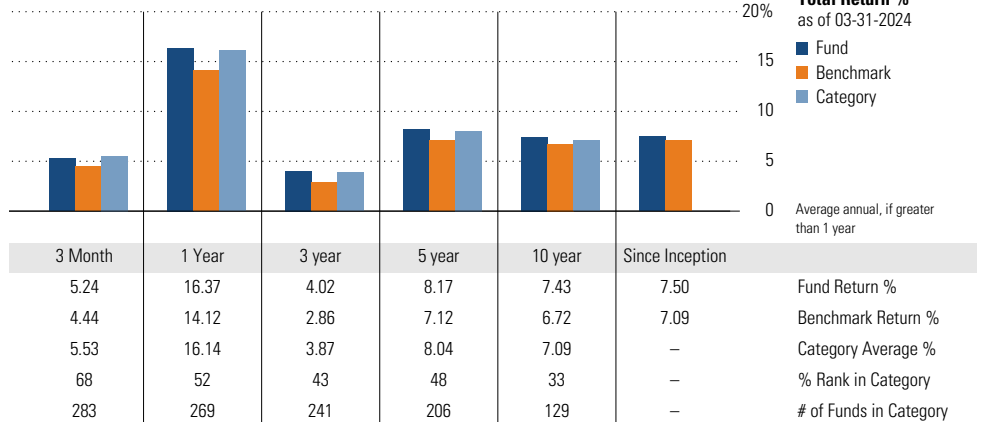
ESG Metrics

Metric	Rating	Updated
Sustainability Rating	3	03-31-2024
Carbon Risk Score	Low Risk	12-31-2022
ESG Commitment	1-Low	02-15-2022

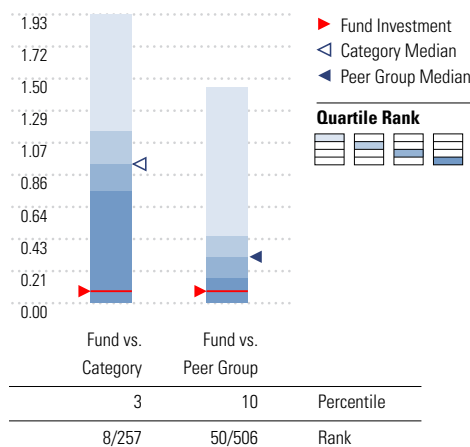
Growth of \$10,000



Trailing Performance



Net Expense



Peer group is a subset of the category and includes funds with the same management style (active vs. passive) and similar share class characteristics.

3-Year Risk Metrics

Metric	Fund	Bmark	Cat
Alpha	1.26	-	1.21
Beta	0.93	-	0.93
R-Squared	98.98	-	98.39
Standard Deviation	13.56	14.44	13.59
Sharpe Ratio	0.14	0.06	0.14
Tracking Error	1.67	-	2.03
Information Ratio	0.70	-	0.58
Up Capture Ratio	96.98	-	96.90
Down Capture Ratio	90.93	-	91.12

Portfolio Metrics

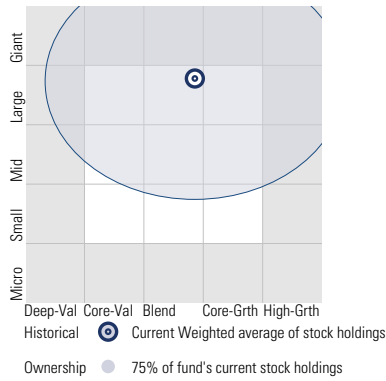
Metric	Fund	Bmark	Cat
Price/Earnings Ratio	19.85	19.14	20.61
Price/Book Ratio	2.65	2.51	2.85
Avg Eff Duration	6.45	-	6.37

Vanguard Target Retirement 2035 Fund VTTX

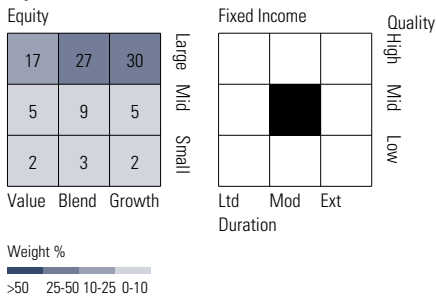
Morningstar Category
Target-Date 2035

Morningstar Index
Morningstar Lifetime Mod 2035 TR USD

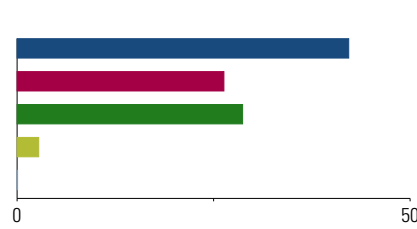
Style Analysis as of 03-31-2024
Morningstar Style Box™



Style Breakdown



Asset Allocation as of 03-31-2024



Asset Class	Net %	Cat%
US Stocks	42.19	41.05
Non-US Stocks	26.31	21.93
Bonds	28.69	22.49
Cash	2.75	2.19
Other	0.06	12.34
Total	100.00	100.00

Sector Weighting as of 03-31-2024

	Fund	Bmark	Cat	Fund	Benchmark	Category Average
Cyclical	33.82	37.03	34.35			
Basic Materials	4.40	4.28	4.20			
Consumer Cyclical	10.87	10.67	10.97			
Financial Services	15.64	15.17	15.56			
Real Estate	2.91	6.91	3.62			
Sensitive	46.55	43.34	46.03			
Communication Services	7.02	6.29	6.94			
Energy	4.59	4.41	4.57			
Industrials	11.72	11.72	11.34			
Technology	23.22	20.92	23.18			
Defensive	19.62	19.64	19.61			
Consumer Defensive	6.07	6.06	5.85			
Healthcare	11.09	10.96	11.37			
Utilities	2.46	2.62	2.39			

Top 6 Holdings as of 03-31-2024

Name	Maturity Date	% Net Asset	Cumulative %	YTD Return %	Morningstar Sector
⊖ Vanguard Total Stock Mkt Idx Instl Pls	-	42.33	42.33	-	-
⊕ Vanguard Total Intl Stock Index Inv	-	27.12	69.45	-	-
⊕ Vanguard Total Bond Market II Idx Inv	-	20.67	90.12	-	-
⊕ Vanguard Total Intl Bd II Idx Instl	-	8.95	99.07	-	-
⊕ Mktliq 12/31/2049	-	0.92	100.00	-	-
⊖ Us Dollar	-	0.00	100.00	-	-

Total Holdings 6

⊕ Increase ⊖ Decrease ✨ New to Portfolio

Vanguard Target Retirement 2040 Fund VFORX

Morningstar Category
Target-Date 2040

Morningstar Index
Morningstar Lifetime Mod 2040 TR USD

Portfolio Manager(s)

Walter Nejman since 02-2013
Aurélie Denis since 02-2023
Michael Roach since 02-2023
Roger Aliaga-Diaz since 02-2023

Quantitative Screens

✔ **Performance:** The fund has finished in the Target-Date 2040 category's top three quartiles in 9 of the 10 years it's been in existence.

✔ **Management:** The fund's management has been in place for 11.11 years.

✔ **Style:** The fund has landed in its primary style box — Large Blend — 100 % of the time over the past three years.

✔ **Net Expense:** The fund's expense ratio of 0.08 is 87.69% lower than the Target-Date 2040 category average.

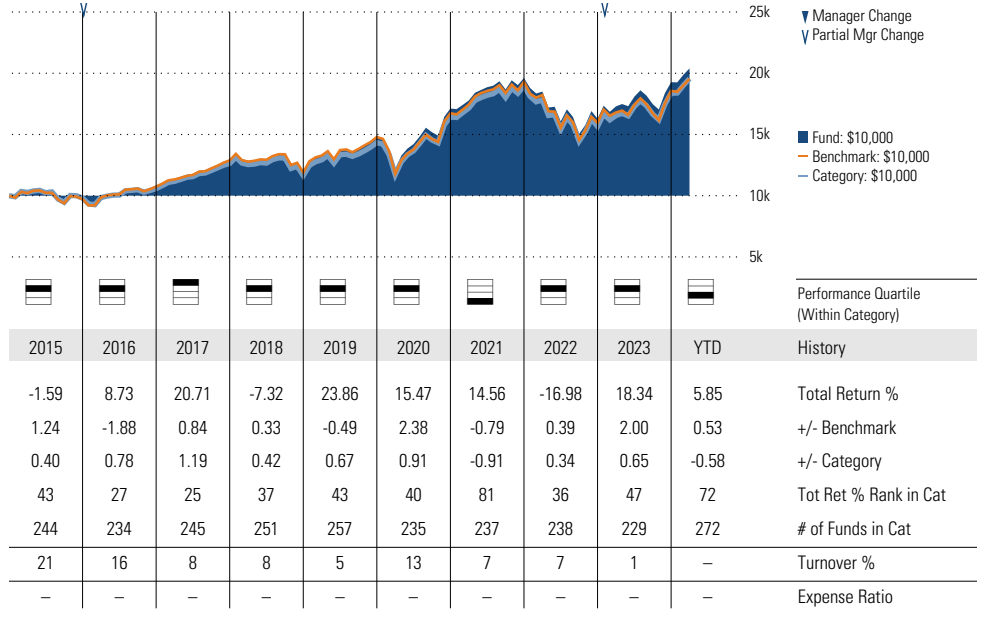
Morningstar Investment Management LLC Analysis

This fund passes all of Morningstar Investment Management's quantitative screens. Morningstar Investment Management has also assessed the fund from a qualitative perspective and, as a fiduciary, is comfortable recommending the fund's use in retirement plans.

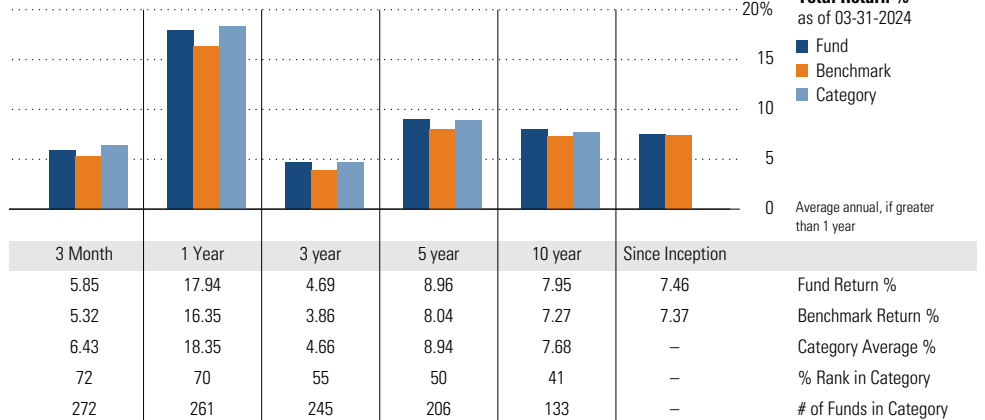
ESG Metrics

Metric	Rating	Updated
Sustainability Rating	3	03-31-2024
Carbon Risk Score	Low Risk	12-31-2022
ESG Commitment	1-Low	02-15-2022

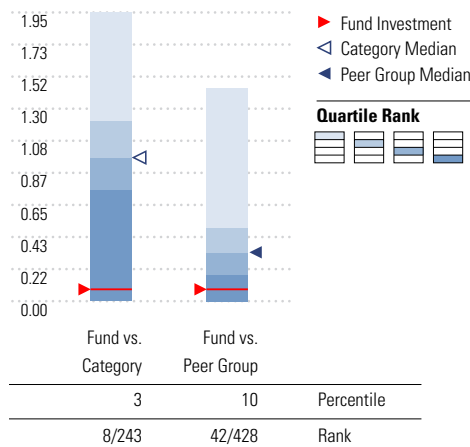
Growth of \$10,000



Trailing Performance



Net Expense



Peer group is a subset of the category and includes funds with the same management style (active vs. passive) and similar share class characteristics.

3-Year Risk Metrics

	Fund	Bmark	Cat
Alpha	0.98	-	1.00
Beta	0.94	-	0.95
R-Squared	98.92	-	98.37
Standard Deviation	14.38	15.28	14.69
Sharpe Ratio	0.19	0.13	0.19
Tracking Error	1.78	-	2.10
Information Ratio	0.46	-	0.46
Up Capture Ratio	96.37	-	98.20
Down Capture Ratio	91.95	-	93.78

Portfolio Metrics

	Fund	Bmark	Cat
Price/Earnings Ratio	19.87	18.96	20.56
Price/Book Ratio	2.65	2.48	2.87
Avg Eff Duration	6.45	-	6.68

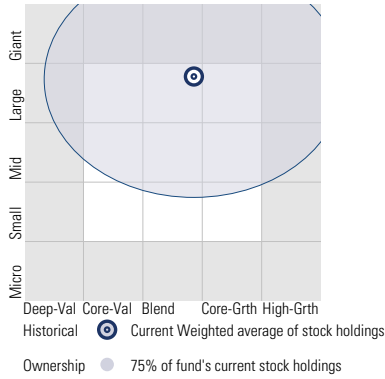
Vanguard Target Retirement 2040 Fund VFORX

Morningstar Category
Target-Date 2040

Morningstar Index
Morningstar Lifetime Mod 2040 TR USD

Style Analysis as of 03-31-2024

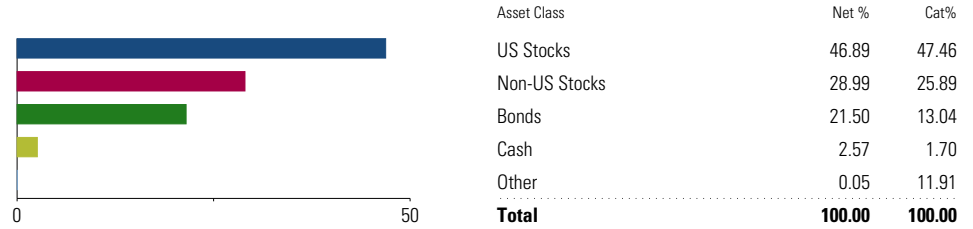
Morningstar Style Box™



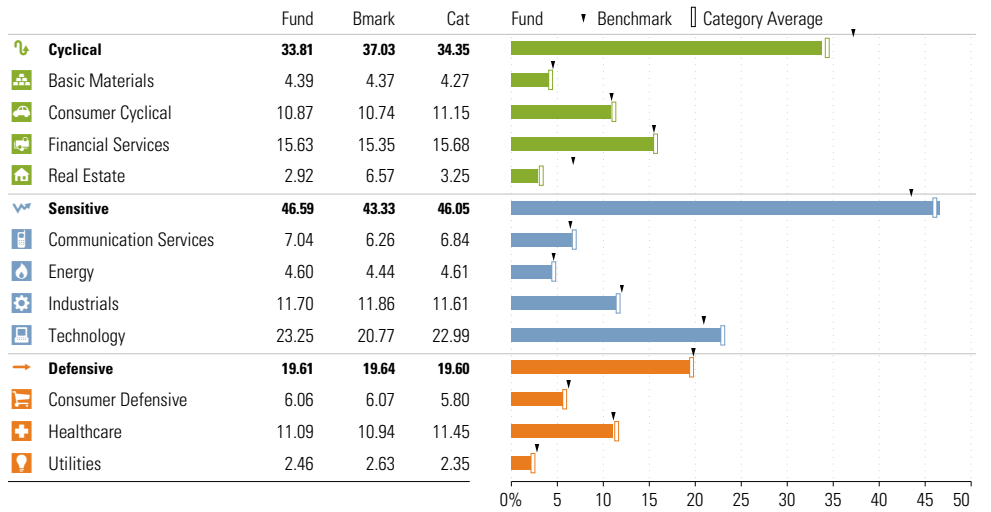
Style Breakdown



Asset Allocation as of 03-31-2024



Sector Weighting as of 03-31-2024



Top 6 Holdings as of 03-31-2024

Name	Maturity Date	% Net Asset	Cumulative %	YTD Return %	Morningstar Sector
⊖ Vanguard Total Stock Mkt Idx Instl Pls	-	47.05	47.05	-	-
⊕ Vanguard Total Intl Stock Index Inv	-	29.89	76.94	-	-
⊕ Vanguard Total Bond Market II Idx Inv	-	15.49	92.43	-	-
⊕ Vanguard Total Intl Bd II Idx Instl	-	6.70	99.13	-	-
⊕ Mktliq 12/31/2049	-	0.87	100.00	-	-
⊖ Us Dollar	-	0.00	100.00	-	-

Total Holdings 6

⊕ Increase ⊖ Decrease ✨ New to Portfolio

Vanguard Target Retirement 2045 Fund VTIVX

Morningstar Category
Target-Date 2045

Morningstar Index
Morningstar Lifetime Mod 2045 TR USD

Portfolio Manager(s)

Walter Nejman since 02-2013
Aurélie Denis since 02-2023
Michael Roach since 02-2023
Roger Aliaga-Diaz since 02-2023

Quantitative Screens

✔ **Performance:** The fund has finished in the Target-Date 2045 category's top three quartiles in 10 of the 10 years it's been in existence.

✔ **Management:** The fund's management has been in place for 11.11 years.

✔ **Style:** The fund has landed in its primary style box — Large Blend — 100 % of the time over the past three years.

✔ **Net Expense:** The fund's expense ratio of 0.08 is 87.69% lower than the Target-Date 2045 category average.

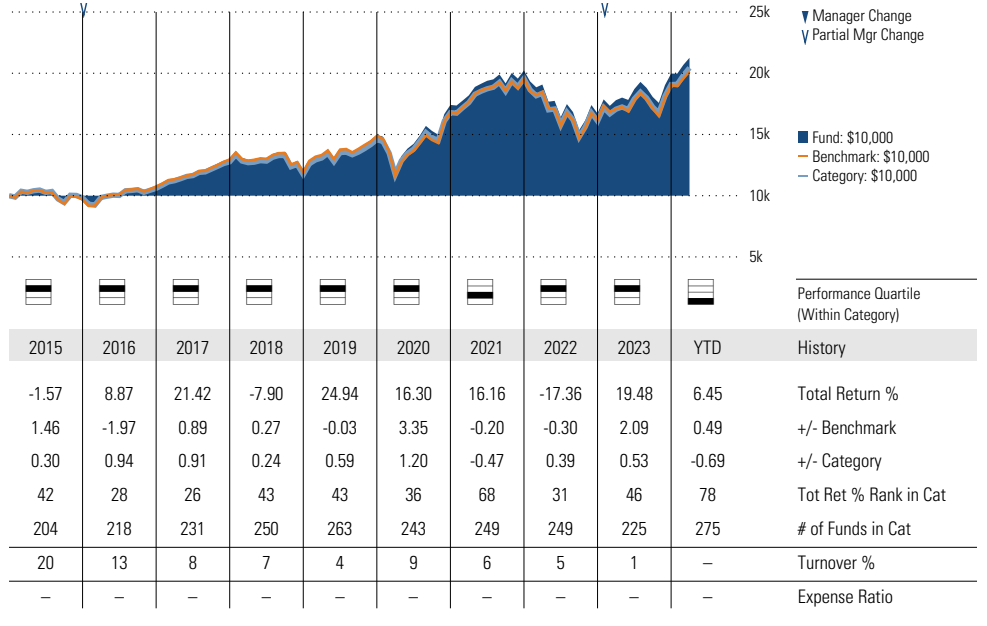
Morningstar Investment Management LLC Analysis

This fund passes all of Morningstar Investment Management's quantitative screens. Morningstar Investment Management has also assessed the fund from a qualitative perspective and, as a fiduciary, is comfortable recommending the fund's use in retirement plans.

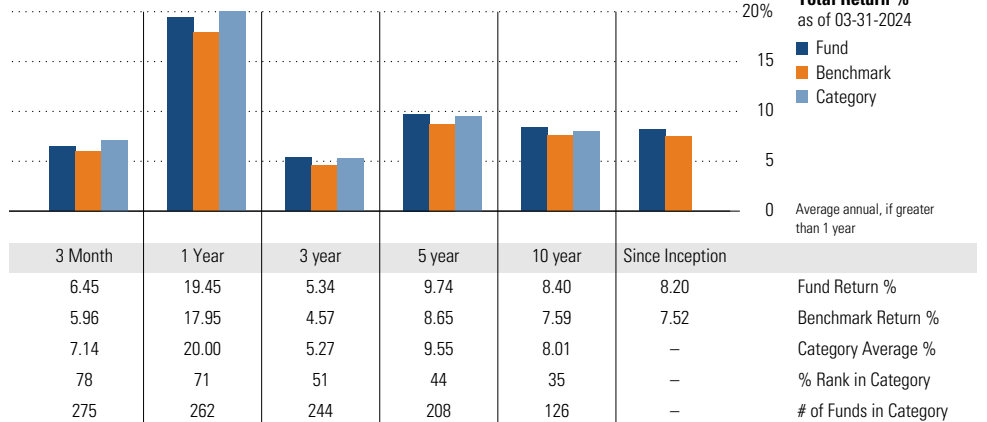
ESG Metrics

Metric	Rating	Updated
Sustainability Rating	3	03-31-2024
Carbon Risk Score	Low Risk	12-31-2022
ESG Commitment	1-Low	02-15-2022

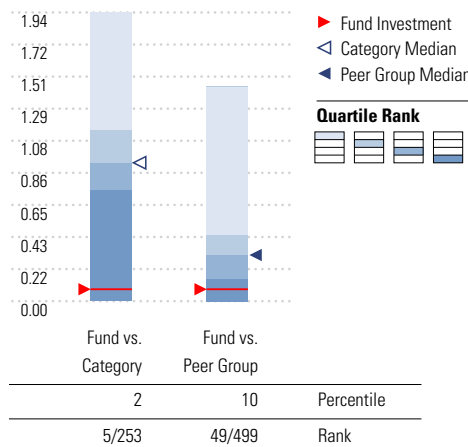
Growth of \$10,000



Trailing Performance



Net Expense



3-Year Risk Metrics

	Fund	Bmark	Cat
Alpha	0.90	-	0.79
Beta	0.96	-	0.97
R-Squared	98.83	-	98.36
Standard Deviation	15.25	15.87	15.49
Sharpe Ratio	0.23	0.18	0.22
Tracking Error	1.79	-	2.11
Information Ratio	0.43	-	0.33
Up Capture Ratio	98.16	-	99.17
Down Capture Ratio	94.37	-	95.90

Portfolio Metrics

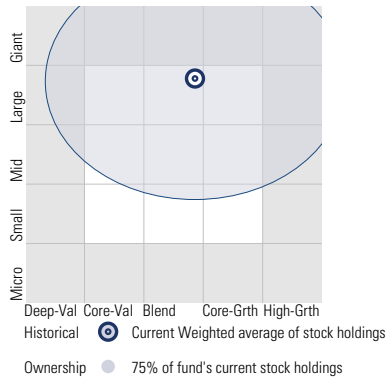
	Fund	Bmark	Cat
Price/Earnings Ratio	19.91	18.80	20.53
Price/Book Ratio	2.66	2.45	2.82
Avg Eff Duration	6.46	-	7.40

Vanguard Target Retirement 2045 Fund VTIVX

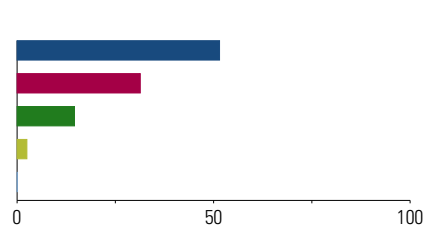
Morningstar Category
Target-Date 2045

Morningstar Index
Morningstar Lifetime Mod 2045 TR USD

Style Analysis as of 03-31-2024
Morningstar Style Box™

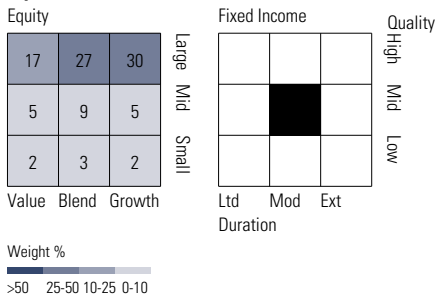


Asset Allocation as of 03-31-2024

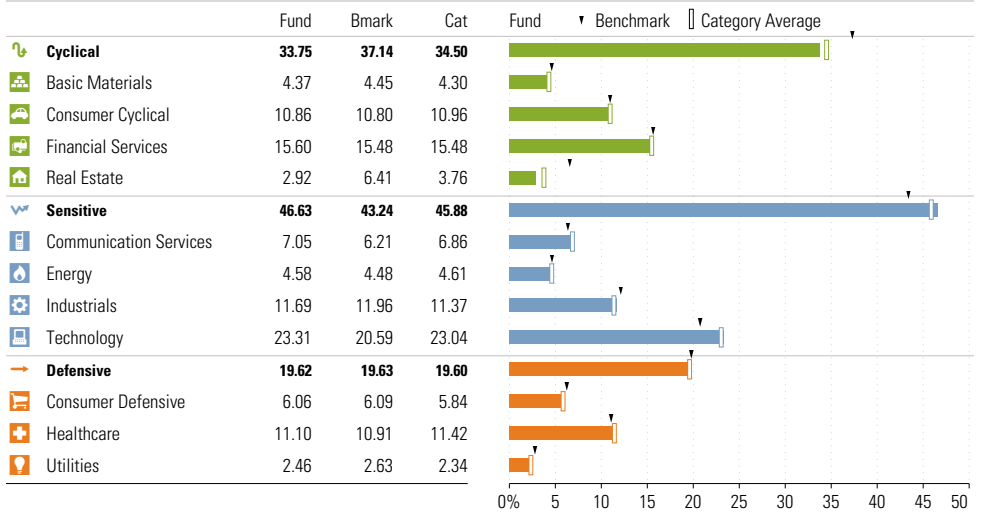


Asset Class	Net %	Cat%
US Stocks	51.51	51.25
Non-US Stocks	31.34	26.85
Bonds	14.60	8.77
Cash	2.49	1.61
Other	0.06	11.53
Total	100.00	100.00

Style Breakdown



Sector Weighting as of 03-31-2024



Top 6 Holdings as of 03-31-2024

Name	Maturity Date	% Net Asset	Cumulative %	YTD Return %	Morningstar Sector
⊕ Vanguard Total Stock Mkt Idx Instl Pls	-	51.69	51.69	-	-
⊕ Vanguard Total Intl Stock Index Inv	-	32.31	84.00	-	-
⊕ Vanguard Total Bond Market II Idx Inv	-	10.41	94.41	-	-
⊕ Vanguard Total Intl Bd II Idx Instl	-	4.66	99.07	-	-
⊕ Mktliq 12/31/2049	-	0.93	100.00	-	-
⊕ Us Dollar	-	0.00	100.01	-	-

Total Holdings 6

⊕ Increase ⊖ Decrease ✨ New to Portfolio

Vanguard Target Retirement 2050 Fund VFIFF

Morningstar Category
Target-Date 2050

Morningstar Index
Morningstar Lifetime Mod 2050 TR USD

Portfolio Manager(s)

Walter Nejman since 02-2013
Aurélie Denis since 02-2023
Michael Roach since 02-2023
Roger Aliaga-Diaz since 02-2023

Quantitative Screens

Performance: The fund has finished in the Target-Date 2050 category's top three quartiles in 10 of the 10 years it's been in existence.

Management: The fund's management has been in place for 11.11 years.

Style: The fund has landed in its primary style box — Large Blend — 100 % of the time over the past three years.

Net Expense: The fund's expense ratio of 0.08 is 87.88% lower than the Target-Date 2050 category average.

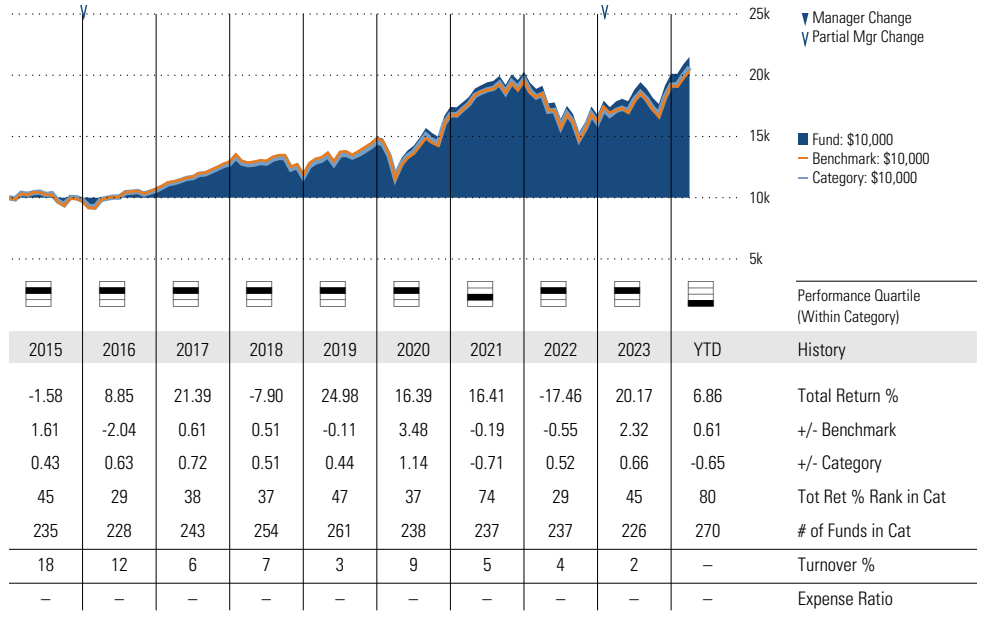
Morningstar Investment Management LLC Analysis

This fund passes all of Morningstar Investment Management's quantitative screens. Morningstar Investment Management has also assessed the fund from a qualitative perspective and, as a fiduciary, is comfortable recommending the fund's use in retirement plans.

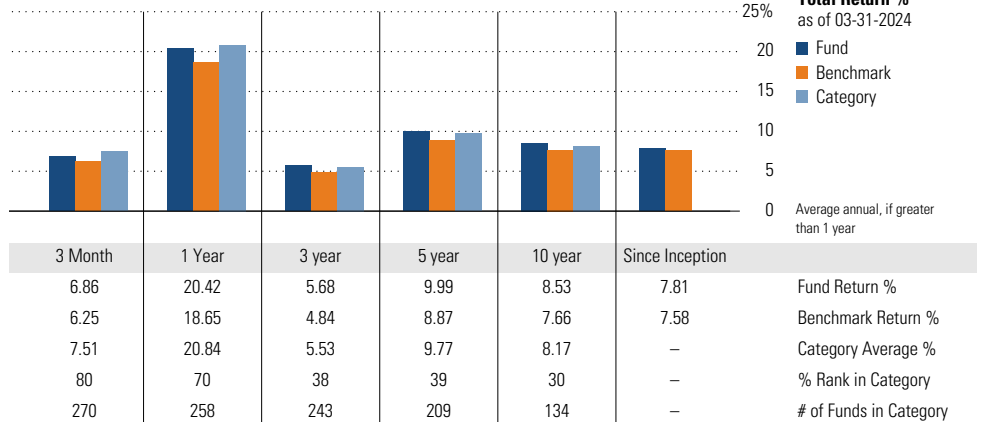
ESG Metrics

Metric	Rating	Updated
Sustainability Rating	3	03-31-2024
Carbon Risk Score	Low Risk	12-31-2022
ESG Commitment	1-Low	02-15-2022

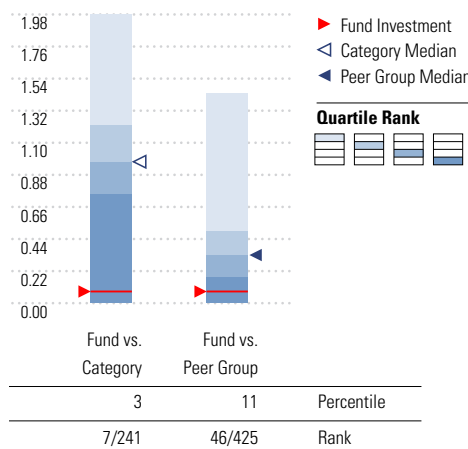
Growth of \$10,000



Trailing Performance



Net Expense



Peer group is a subset of the category and includes funds with the same management style (active vs. passive) and similar share class characteristics.

3-Year Risk Metrics

	Fund	Bmark	Cat
Alpha	0.95	-	0.79
Beta	0.96	-	0.98
R-Squared	98.78	-	98.24
Standard Deviation	15.64	16.14	15.94
Sharpe Ratio	0.25	0.19	0.24
Tracking Error	1.83	-	2.15
Information Ratio	0.46	-	0.32
Up Capture Ratio	99.11	-	100.34
Down Capture Ratio	95.21	-	97.18

Portfolio Metrics

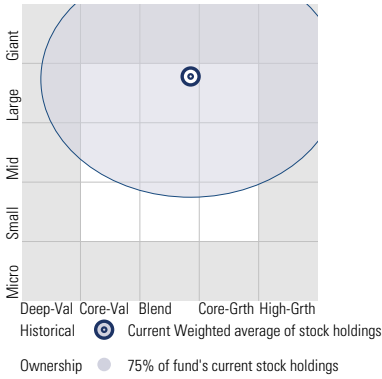
	Fund	Bmark	Cat
Price/Earnings Ratio	19.77	18.66	20.54
Price/Book Ratio	2.63	2.41	2.84
Avg Eff Duration	6.46	-	7.57

Vanguard Target Retirement 2050 Fund VFIFFX

Morningstar Category
Target-Date 2050

Morningstar Index
Morningstar Lifetime Mod 2050 TR USD

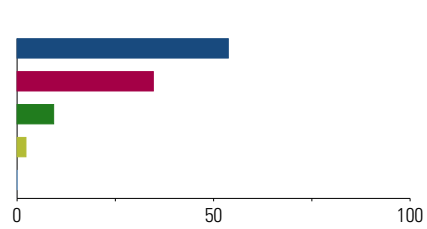
Style Analysis as of 03-31-2024
Morningstar Style Box™



Style Breakdown

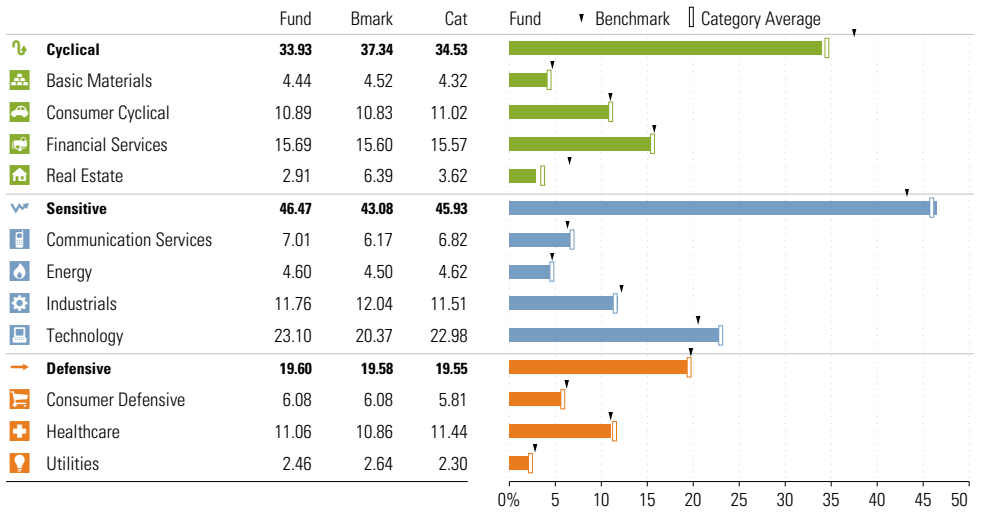


Asset Allocation as of 03-31-2024



Asset Class	Net %	Cat%
US Stocks	53.74	52.75
Non-US Stocks	34.66	27.48
Bonds	9.30	6.40
Cash	2.25	1.79
Other	0.06	11.57
Total	100.00	100.00

Sector Weighting as of 03-31-2024



Top 6 Holdings as of 03-31-2024

Name	Maturity Date	% Net Asset	Cumulative %	YTD Return %	Morningstar Sector
⊕ Vanguard Total Stock Mkt Idx Instl Pls	-	53.91	53.91	-	-
⊕ Vanguard Total Intl Stock Index Inv	-	35.74	89.65	-	-
⊕ Vanguard Total Bond Market II Idx Inv	-	6.61	96.26	-	-
⊕ Vanguard Total Intl Bd II Idx Instl	-	2.99	99.25	-	-
⊖ Mktliq 12/31/2049	-	0.76	100.01	-	-
⊕ Us Dollar	-	0.01	100.03	-	-

Total Holdings 6

⊕ Increase ⊖ Decrease ✨ New to Portfolio

Vanguard Target Retirement 2055 Fund VFFVX

Morningstar Category
Target-Date 2055

Morningstar Index
Morningstar Lifetime Mod 2055 TR USD

Portfolio Manager(s)

Walter Nejman since 02-2013
Aurélie Denis since 02-2023
Michael Roach since 02-2023
Roger Aliaga-Diaz since 02-2023

Quantitative Screens

✔ **Performance:** The fund has finished in the Target-Date 2055 category's top three quartiles in 9 of the 10 years it's been in existence.

✔ **Management:** The fund's management has been in place for 11.11 years.

✔ **Style:** The fund has landed in its primary style box — Large Blend — 100 % of the time over the past three years.

✔ **Net Expense:** The fund's expense ratio of 0.08 is 87.5% lower than the Target-Date 2055 category average.

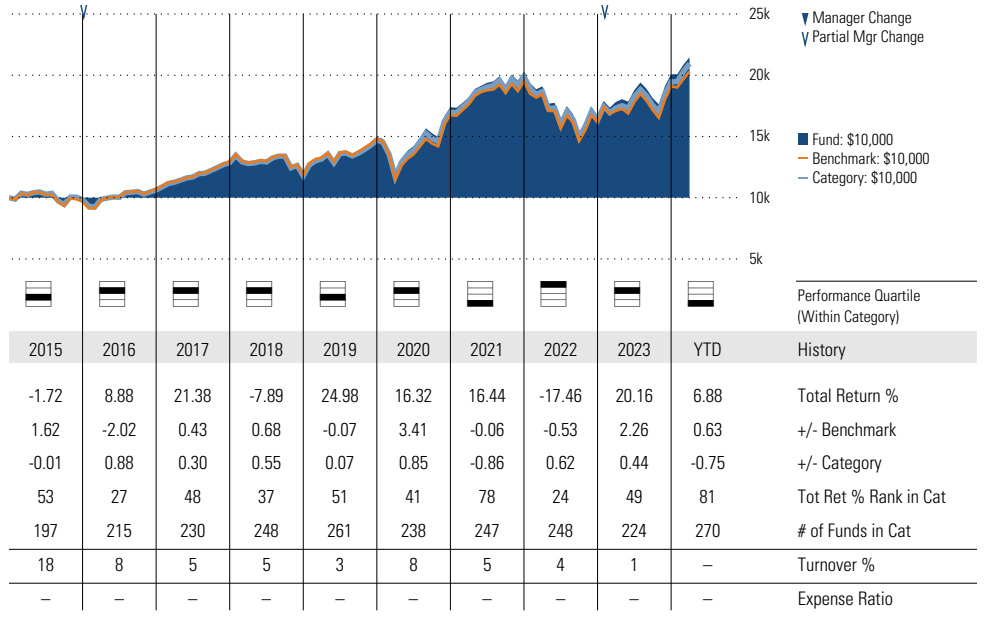
Morningstar Investment Management LLC Analysis

This fund passes all of Morningstar Investment Management's quantitative screens. Morningstar Investment Management has also assessed the fund from a qualitative perspective and, as a fiduciary, is comfortable recommending the fund's use in retirement plans.

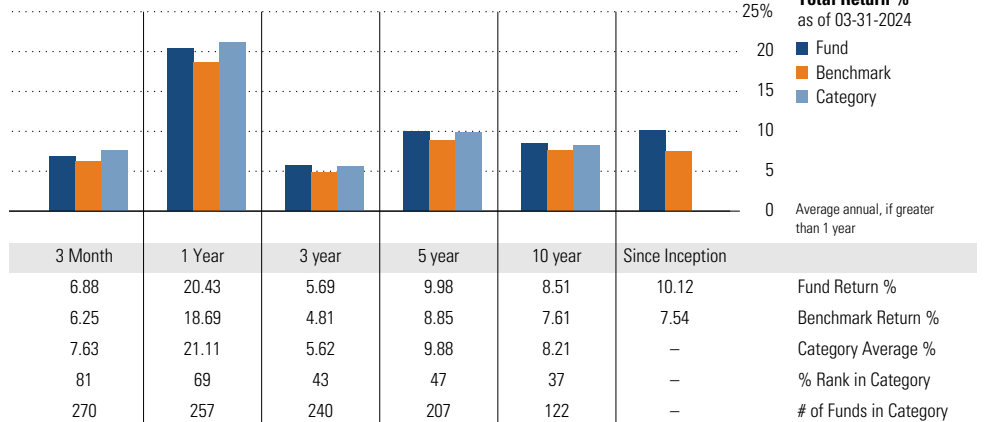
ESG Metrics

Metric	Rating	Updated
Sustainability Rating	3	03-31-2024
Carbon Risk Score	Low Risk	12-31-2022
ESG Commitment	1-Low	02-15-2022

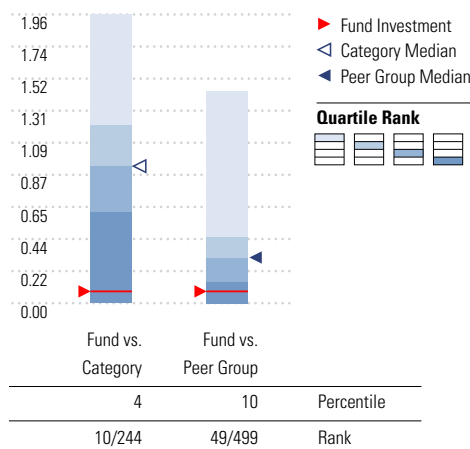
Growth of \$10,000



Trailing Performance



Net Expense



Peer group is a subset of the category and includes funds with the same management style (active vs. passive) and similar share class characteristics.

3-Year Risk Metrics

Metric	Fund	Bmark	Cat
Alpha	1.00	-	0.90
Beta	0.96	-	0.99
R-Squared	98.73	-	98.22
Standard Deviation	15.64	16.22	16.13
Sharpe Ratio	0.25	0.19	0.24
Tracking Error	1.89	-	2.17
Information Ratio	0.47	-	0.37
Up Capture Ratio	98.85	-	101.34
Down Capture Ratio	94.75	-	97.75

Portfolio Metrics

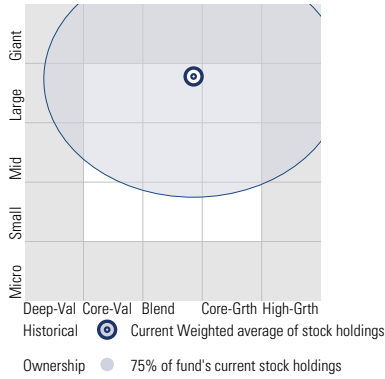
Metric	Fund	Bmark	Cat
Price/Earnings Ratio	19.76	18.53	20.45
Price/Book Ratio	2.63	2.38	2.81
Avg Eff Duration	6.46	-	8.64

Vanguard Target Retirement 2055 Fund VFFVX

Morningstar Category
Target-Date 2055

Morningstar Index
Morningstar Lifetime Mod 2055 TR USD

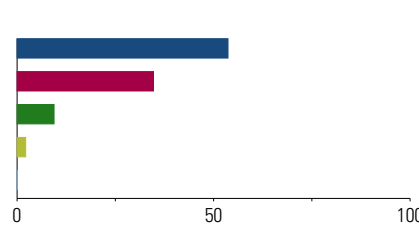
Style Analysis as of 03-31-2024
Morningstar Style Box™



Style Breakdown

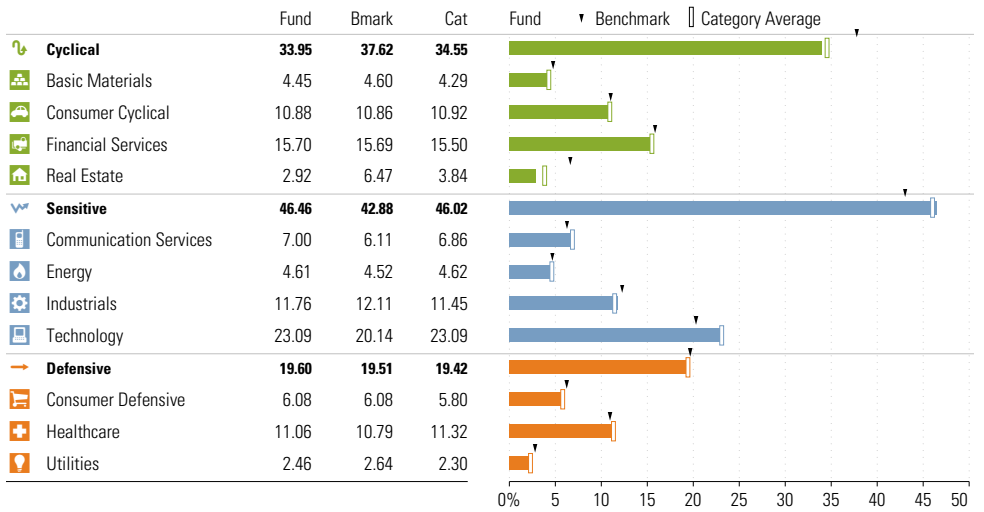


Asset Allocation as of 03-31-2024



Asset Class	Net %	Cat%
US Stocks	53.66	52.74
Non-US Stocks	34.71	26.79
Bonds	9.40	6.72
Cash	2.18	1.10
Other	0.06	12.64
Total	100.00	100.00

Sector Weighting as of 03-31-2024



Top 6 Holdings as of 03-31-2024

Name	Maturity Date	% Net Asset	Cumulative %	YTD Return %	Morningstar Sector
⊕ Vanguard Total Stock Mkt Idx Instl Pls	-	53.82	53.82	-	-
⊕ Vanguard Total Intl Stock Index Inv	-	35.80	89.62	-	-
⊕ Vanguard Total Bond Market II Idx Inv	-	6.71	96.33	-	-
⊕ Vanguard Total Intl Bd II Idx Instl	-	2.99	99.32	-	-
⊕ Mktliq 12/31/2049	-	0.67	100.00	-	-
⊖ Us Dollar	-	0.00	100.00	-	-

Total Holdings 6

⊕ Increase ⊖ Decrease ✨ New to Portfolio

Vanguard Target Retirement 2060 Fund VTTSX

Morningstar Category
Target-Date 2060

Morningstar Index
Morningstar Mod Tgt Risk TR USD

Portfolio Manager(s)

Walter Nejman since 02-2013
Aurélie Denis since 02-2023
Michael Roach since 02-2023
Roger Aliaga-Diaz since 02-2023

Quantitative Screens

✔ **Performance:** The fund has finished in the Target-Date 2060 category's top three quartiles in 9 of the 10 years it's been in existence.

✔ **Management:** The fund's management has been in place for 11.11 years.

✔ **Style:** The fund has landed in its primary style box — Large Blend — 100 % of the time over the past three years.

✔ **Net Expense:** The fund's expense ratio of 0.08 is 87.88% lower than the Target-Date 2060 category average.

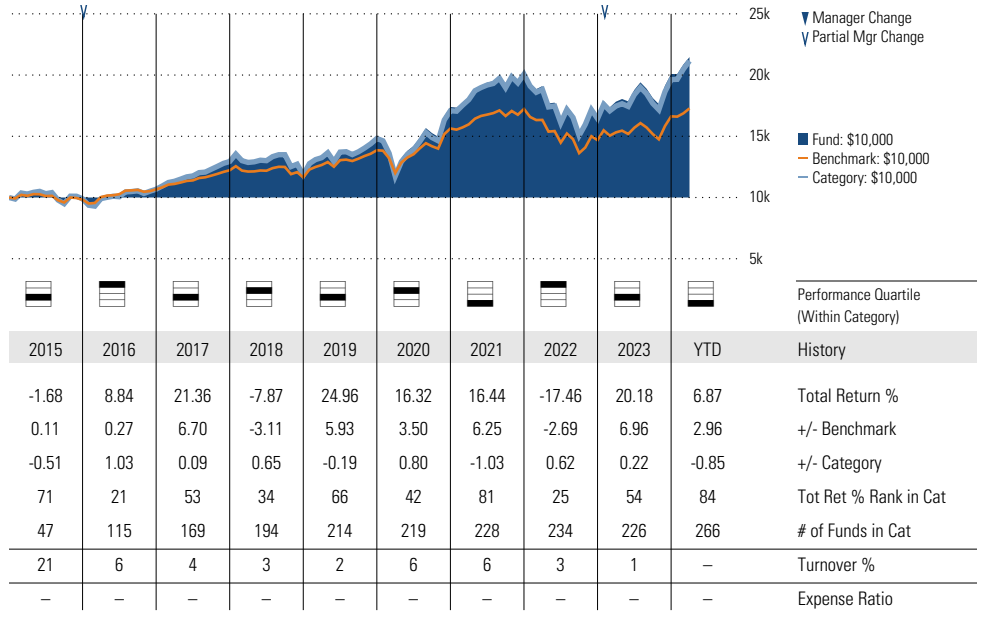
Morningstar Investment Management LLC Analysis

This fund passes all of Morningstar Investment Management's quantitative screens. Morningstar Investment Management has also assessed the fund from a qualitative perspective and, as a fiduciary, is comfortable recommending the fund's use in retirement plans.

ESG Metrics

Metric	Rating	Updated
Sustainability Rating	3	03-31-2024
Carbon Risk Score	Low Risk	12-31-2022
ESG Commitment	1-Low	02-15-2022

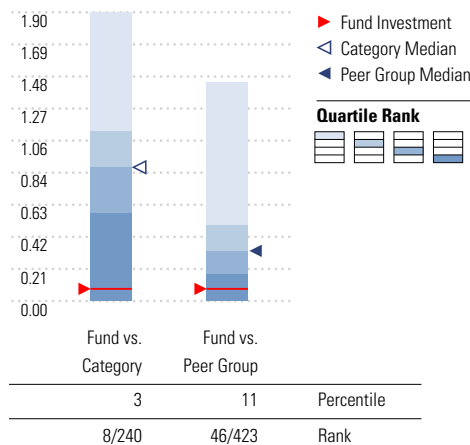
Growth of \$10,000



Trailing Performance



Net Expense



Peer group is a subset of the category and includes funds with the same management style (active vs. passive) and similar share class characteristics.

3-Year Risk Metrics

Metric	Fund	Bmark	Cat
Alpha	2.56	-	2.60
Beta	1.24	-	1.28
R-Squared	97.68	-	96.52
Standard Deviation	15.63	12.42	16.18
Sharpe Ratio	0.25	0.04	0.25
Tracking Error	3.85	-	4.61
Information Ratio	0.79	-	0.68
Up Capture Ratio	136.16	-	140.35
Down Capture Ratio	122.73	-	126.91

Portfolio Metrics

Metric	Fund	Bmark	Cat
Price/Earnings Ratio	19.75	18.45	19.88
Price/Book Ratio	2.63	2.33	2.65
Avg Eff Duration	6.46	-	7.50

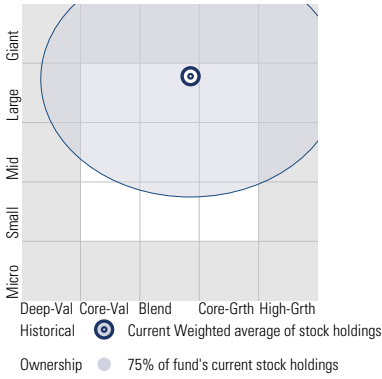
Vanguard Target Retirement 2060 Fund VTTSX

Morningstar Category
Target-Date 2060

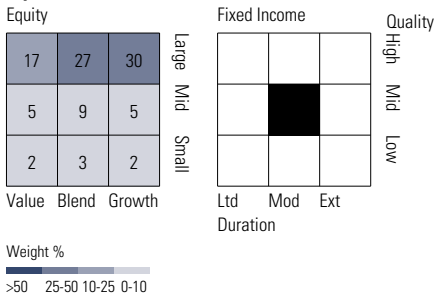
Morningstar Index
Morningstar Mod Tgt Risk TR USD

Style Analysis as of 03-31-2024

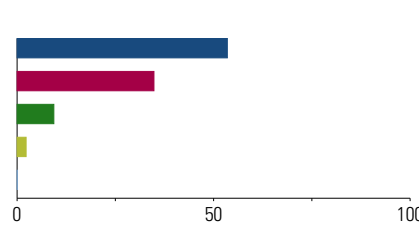
Morningstar Style Box™



Style Breakdown

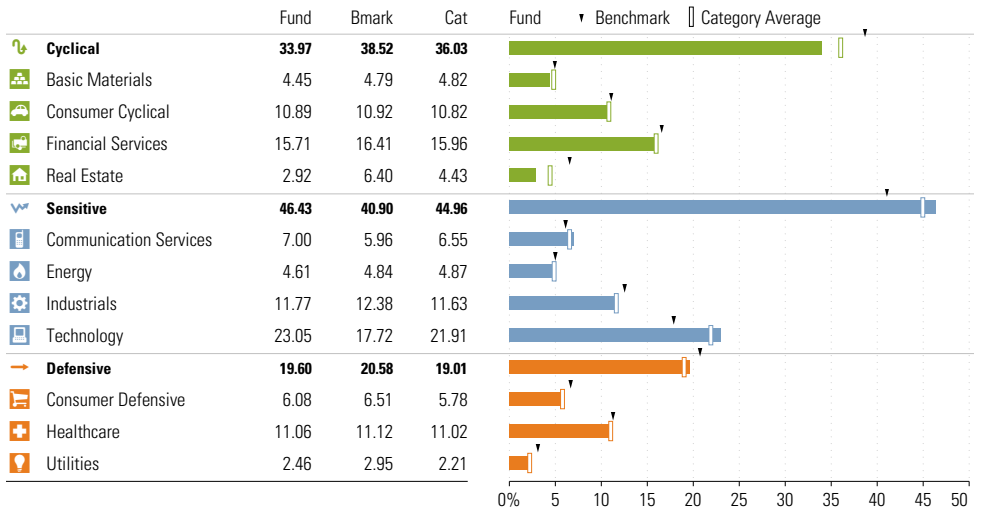


Asset Allocation as of 03-31-2024



Asset Class	Net %	Cat%
US Stocks	53.49	44.77
Non-US Stocks	34.82	30.84
Bonds	9.35	5.99
Cash	2.29	1.05
Other	0.06	17.37
Total	100.00	100.00

Sector Weighting as of 03-31-2024



Top 6 Holdings as of 03-31-2024

Name	Maturity Date	% Net Asset	Cumulative %	YTD Return %	Morningstar Sector
⊕ Vanguard Total Stock Mkt Idx Instl Pls	-	53.65	53.65	-	-
⊕ Vanguard Total Intl Stock Index Inv	-	35.91	89.56	-	-
⊕ Vanguard Total Bond Market II Idx Inv	-	6.65	96.21	-	-
⊕ Vanguard Total Intl Bd II Idx Instl	-	3.00	99.21	-	-
⊕ Mktliq 12/31/2049	-	0.80	100.01	-	-
⊕ Us Dollar	-	0.01	100.02	-	-

Total Holdings 6

⊕ Increase ⊖ Decrease ✨ New to Portfolio

Vanguard Target Retirement 2065 Fund VLXVX

Morningstar Category
Target-Date 2065+

Morningstar Index
Morningstar Mod Tgt Risk TR USD

Portfolio Manager(s)

Walter Nejman since 07-2017
Aurélie Denis since 02-2023
Michael Roach since 02-2023
Roger Aliaga-Diaz since 02-2023

Quantitative Screens

✔ **Performance:** The fund has finished in the Target-Date 2065+ category's top three quartiles in 4 of the 6 years it's been in existence.

✔ **Management:** The fund's management has been in place for 6.72 years.

✔ **Style:** The fund has landed in its primary style box — Large Blend — 100 % of the time over the past three years.

✔ **Net Expense:** The fund's expense ratio of 0.08 is 86.67% lower than the Target-Date 2065+ category average.

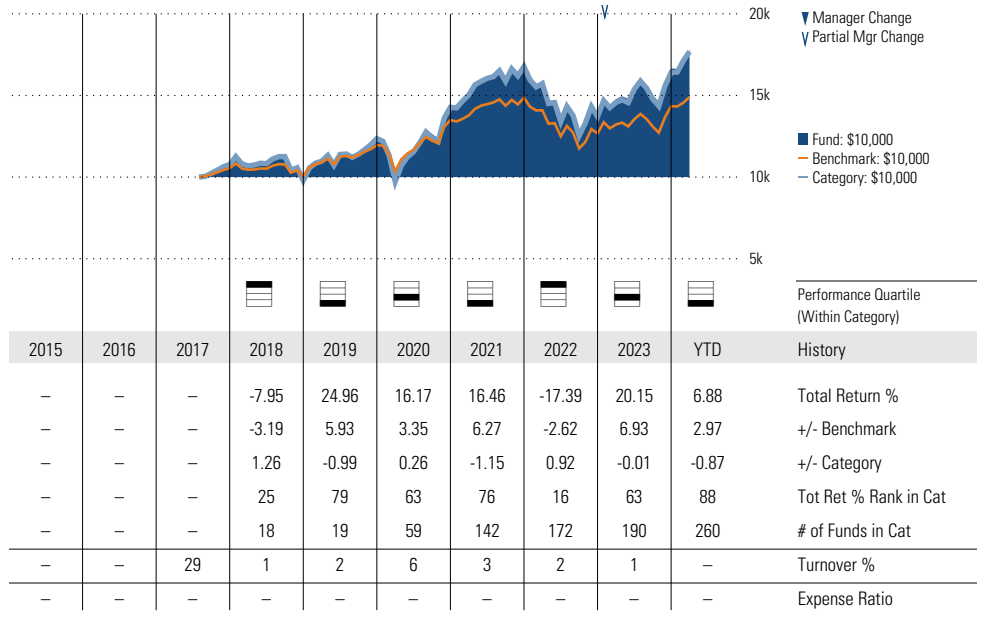
Morningstar Investment Management LLC Analysis

This fund passes all of Morningstar Investment Management's quantitative screens. Morningstar Investment Management has also assessed the fund from a qualitative perspective and, as a fiduciary, is comfortable recommending the fund's use in retirement plans.

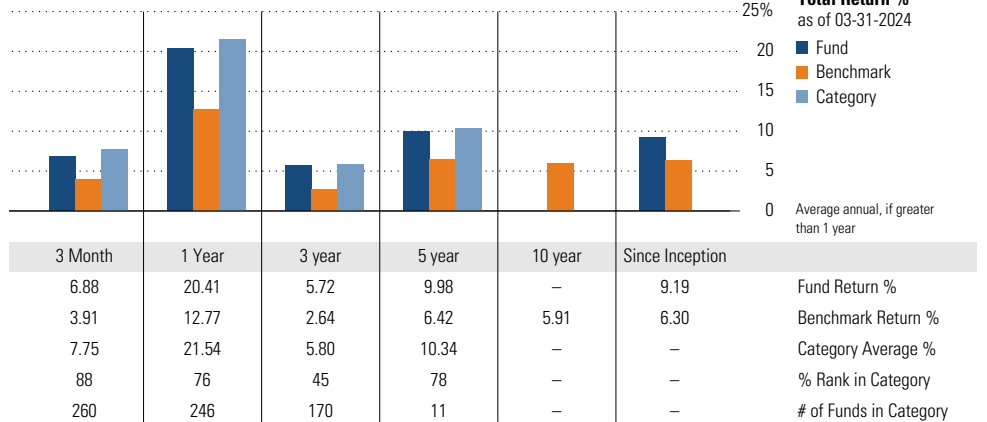
ESG Metrics

Metric	Rating	Updated
Sustainability Rating	3	03-31-2024
Carbon Risk Score	Low Risk	12-31-2022
ESG Commitment	1-Low	02-15-2022

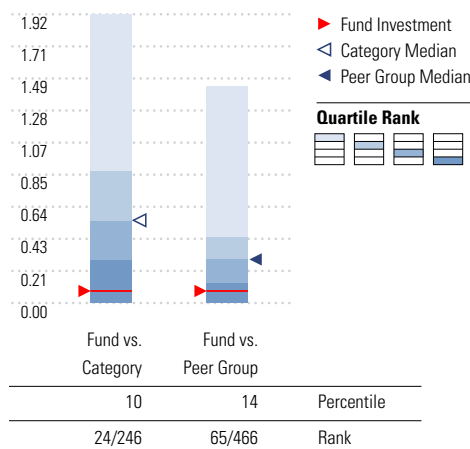
Growth of \$10,000



Trailing Performance



Net Expense



Peer group is a subset of the category and includes funds with the same management style (active vs. passive) and similar share class characteristics.

3-Year Risk Metrics

Metric	Fund	Bmark	Cat
Alpha	2.59	-	2.60
Beta	1.24	-	1.29
R-Squared	97.66	-	96.48
Standard Deviation	15.62	12.42	16.30
Sharpe Ratio	0.25	0.04	0.25
Tracking Error	3.85	-	4.72
Information Ratio	0.80	-	0.66
Up Capture Ratio	136.18	-	141.07
Down Capture Ratio	122.61	-	127.64

Portfolio Metrics

Metric	Fund	Bmark	Cat
Price/Earnings Ratio	19.73	18.45	19.94
Price/Book Ratio	2.62	2.33	2.69
Avg Eff Duration	6.46	-	7.34

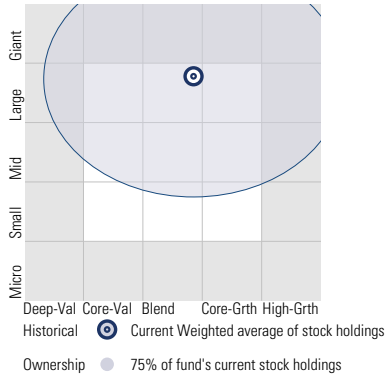
Vanguard Target Retirement 2065 Fund VLXVX

Morningstar Category
Target-Date 2065+

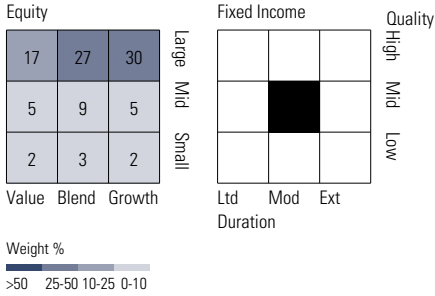
Morningstar Index
Morningstar Mod Tgt Risk TR USD

Style Analysis as of 03-31-2024

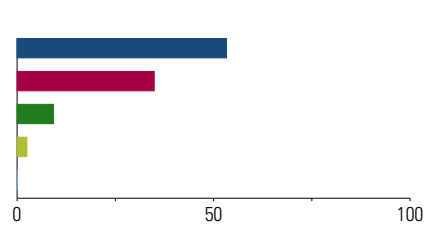
Morningstar Style Box™



Style Breakdown

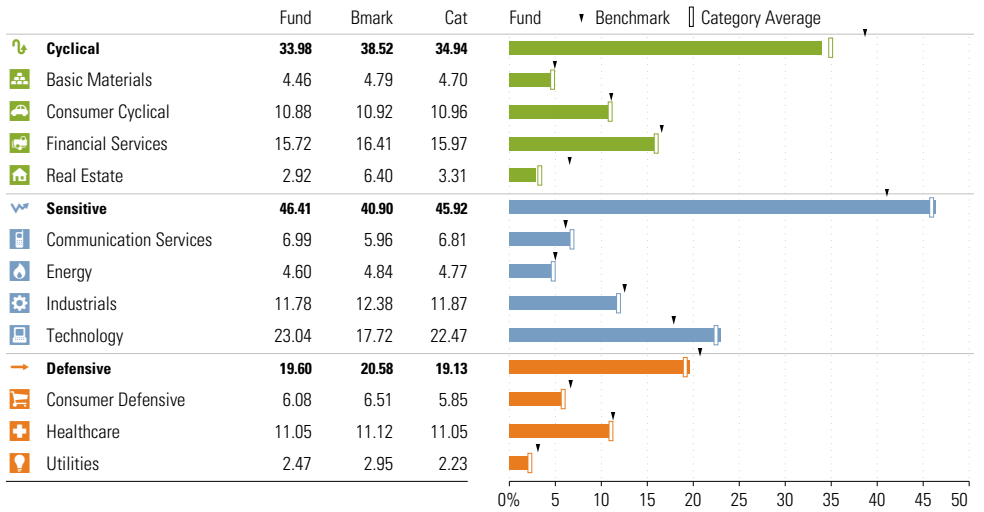


Asset Allocation as of 03-31-2024



Asset Class	Net %	Cat%
US Stocks	53.28	45.43
Non-US Stocks	34.89	31.18
Bonds	9.26	10.52
Cash	2.50	1.38
Other	0.06	11.49
Total	100.00	100.00

Sector Weighting as of 03-31-2024



Top 6 Holdings as of 03-31-2024

Name	Maturity Date	% Net Asset	Cumulative %	YTD Return %	Morningstar Sector
⊕ Vanguard Total Stock Mkt Idx Instl Pls	-	53.44	53.44	-	-
⊕ Vanguard Total Intl Stock Index Inv	-	35.99	89.43	-	-
⊕ Vanguard Total Bond Market II Idx Inv	-	6.57	96.01	-	-
⊕ Vanguard Total Intl Bd II Idx Instl	-	2.99	98.99	-	-
⊕ Mktliq 12/31/2049	-	0.99	99.98	-	-
⊖ Us Dollar	-	0.02	100.00	-	-

Total Holdings 6

⊕ Increase ⊖ Decrease ✨ New to Portfolio

Vanguard Target Retirement 2070 Fund VSVNX

Morningstar Category
Target-Date 2065+

Morningstar Index
Morningstar Mod Tgt Risk TR USD

Portfolio Manager(s)

Walter Nejman since 06-2022
Aurélie Denis since 02-2023
Michael Roach since 02-2023
Roger Aliaga-Diaz since 02-2023

Quantitative Screens

The Performance screen is not applicable for funds with less than three years of data.

✗ **Management:** The fund's management team has been in place for less than three years.

✔ **Style:** The fund has landed in its primary style box — Large Blend — 100 % of the time over the past three years.

✔ **Net Expense:** The fund's expense ratio of 0.08 is 86.67% lower than the Target-Date 2065+ category average.

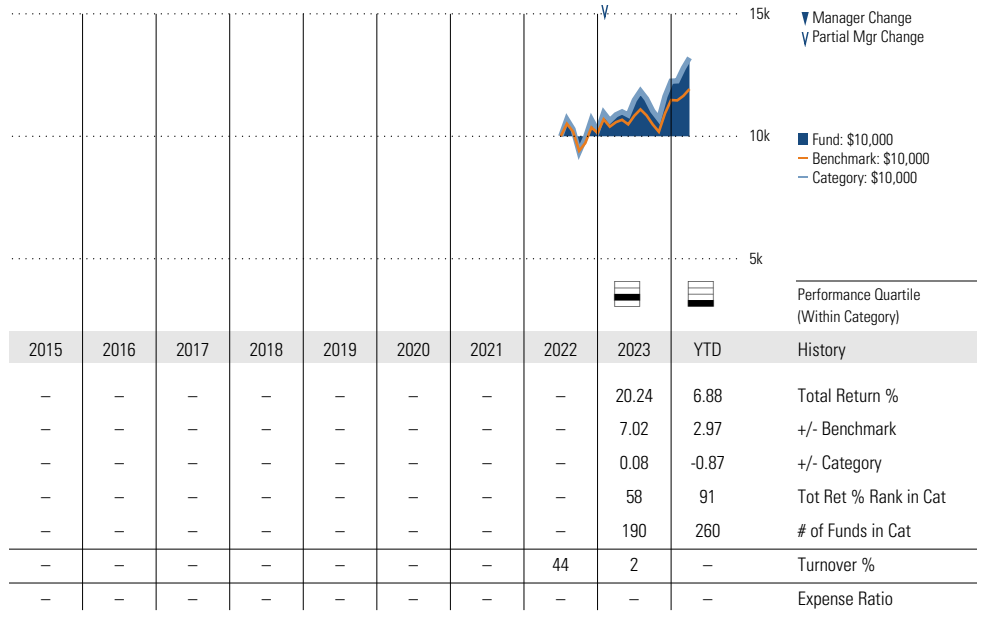
Morningstar Investment Management LLC Analysis

This fund fails the manager tenure screen due to a limited history for this target-date vintage.

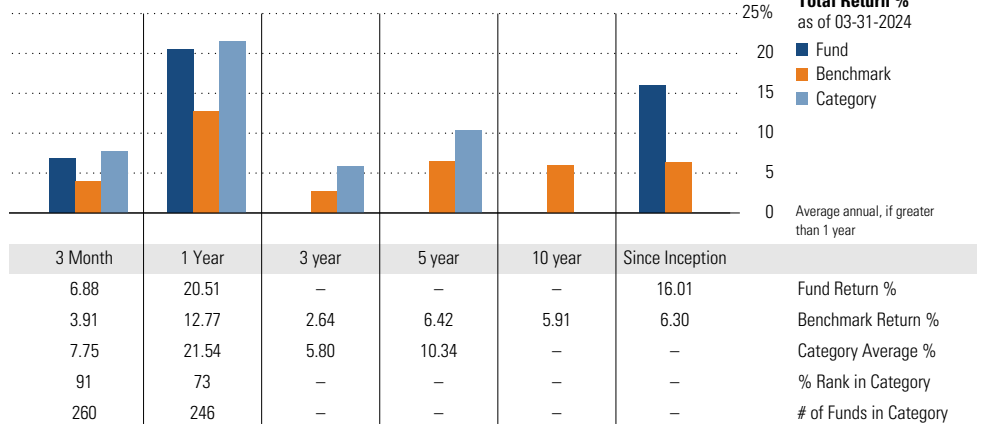
ESG Metrics

Metric	Rating	Updated
Sustainability Rating	3	03-31-2024
Carbon Risk Score	Low Risk	12-31-2022

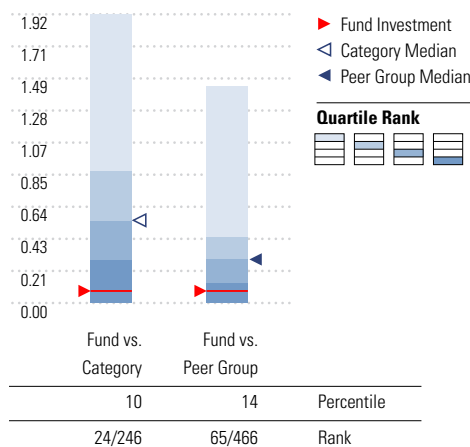
Growth of \$10,000



Trailing Performance



Net Expense



Peer group is a subset of the category and includes funds with the same management style (active vs. passive) and similar share class characteristics.

3-Year Risk Metrics

Metric	Fund	Bmark	Cat
Alpha	-	-	2.60
Beta	-	-	1.29
R-Squared	-	-	96.48
Standard Deviation	-	12.42	16.30
Sharpe Ratio	-	0.04	0.25
Tracking Error	-	-	4.72
Information Ratio	-	-	0.66
Up Capture Ratio	-	-	141.07
Down Capture Ratio	-	-	127.64

Portfolio Metrics

Metric	Fund	Bmark	Cat
Price/Earnings Ratio	19.76	18.45	19.94
Price/Book Ratio	2.63	2.33	2.69
Avg Eff Duration	6.45	-	7.34

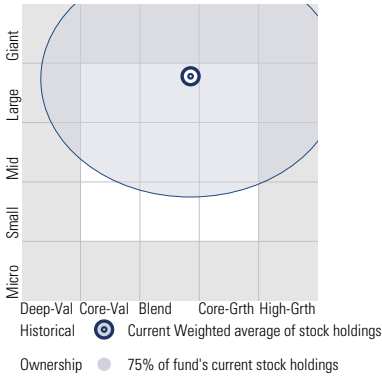
Vanguard Target Retirement 2070 Fund VSVNX

Morningstar Category
Target-Date 2065+

Morningstar Index
Morningstar Mod Tgt Risk TR USD

Style Analysis as of 03-31-2024

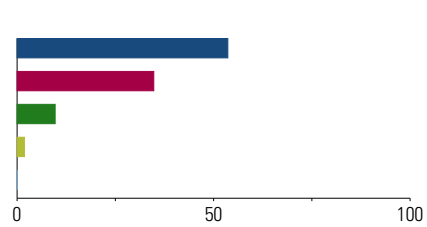
Morningstar Style Box™



Style Breakdown

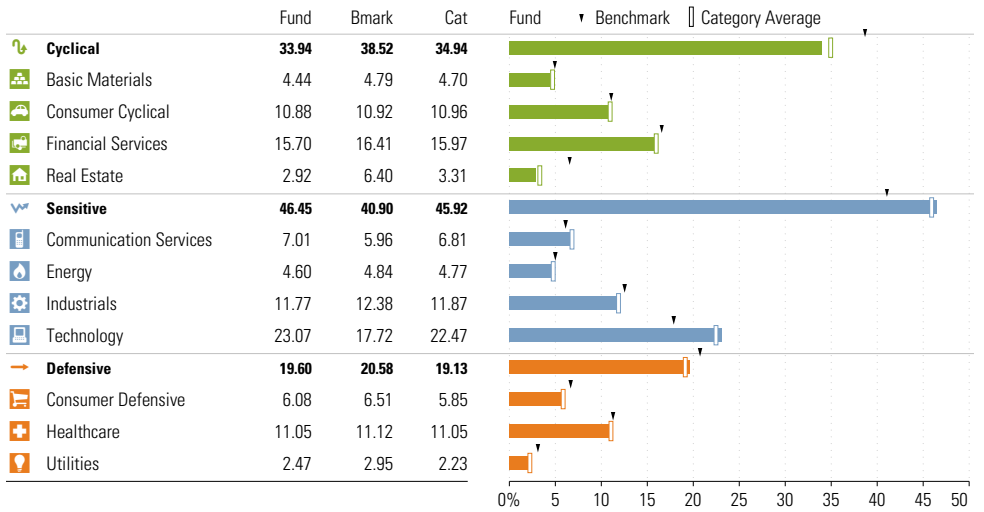


Asset Allocation as of 03-31-2024



Asset Class	Net %	Cat%
US Stocks	53.62	45.43
Non-US Stocks	34.78	31.18
Bonds	9.68	10.52
Cash	1.86	1.38
Other	0.06	11.49
Total	100.00	100.00

Sector Weighting as of 03-31-2024



Top 6 Holdings as of 03-31-2024

Name	Maturity Date	% Net Asset	Cumulative %	YTD Return %	Morningstar Sector
⊕ Vanguard Total Stock Mkt Idx Instl Pls	-	53.79	53.79	-	-
⊕ Vanguard Total Intl Stock Index Inv	-	35.87	89.66	-	-
⊕ Vanguard Total Bond Market II Idx Inv	-	7.00	96.66	-	-
⊕ Vanguard Total Intl Bd II Idx Instl	-	2.99	99.65	-	-
⊕ Mktliq 12/31/2049	-	0.27	99.92	-	-
⊕ Us Dollar	-	0.08	100.00	-	-

Total Holdings 6

⊕ Increase ⊖ Decrease ✨ New to Portfolio

Vanguard Target Retirement Income Fund VTINX

Morningstar Category
Target-Date Retirement

Morningstar Index
Morningstar Lifetime Mod Incm TR USD

Portfolio Manager(s)

Walter Nejman since 02-2013
Aur lie Denis since 02-2023
Michael Roach since 02-2023
Roger Aliaga-Diaz since 02-2023

Quantitative Screens

✔ *Performance:* The fund has finished in the Target-Date Retirement category's top three quartiles in 10 of the 10 years it's been in existence.

✔ *Management:* The fund's management has been in place for 11.11 years.

✔ *Style:* The fund has landed in its primary style box — Large Blend — 100 % of the time over the past three years.

✔ *Net Expense:* The fund's expense ratio of 0.08 is 86.89% lower than the Target-Date Retirement category average.

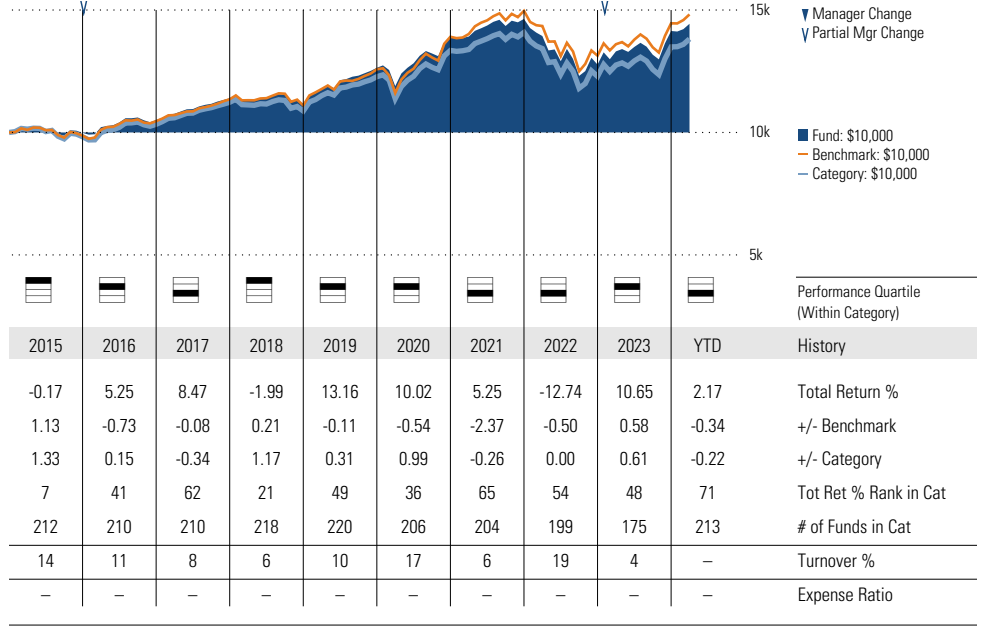
Morningstar Investment Management LLC Analysis

This fund passes all of Morningstar Investment Management's quantitative screens. Morningstar Investment Management has also assessed the fund from a qualitative perspective and, as a fiduciary, is comfortable recommending the fund's use in retirement plans.

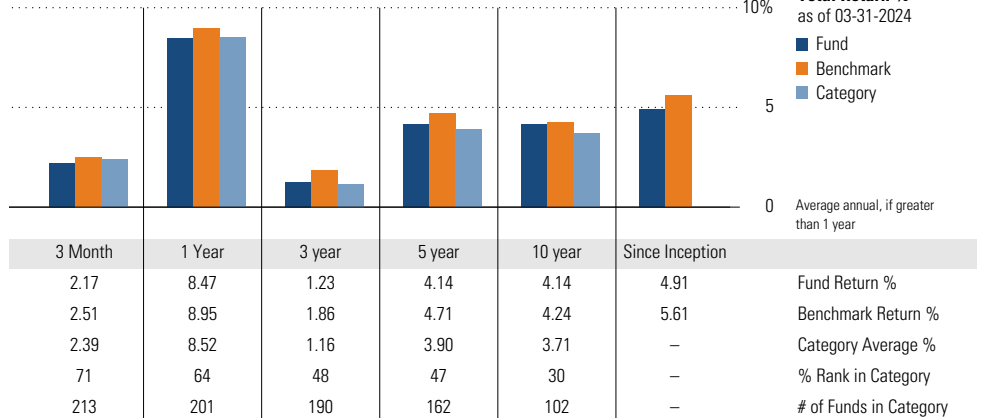
ESG Metrics

Metric	Rating	Updated
Sustainability Rating	4	03-31-2024
ESG Commitment	1-Low	02-15-2022

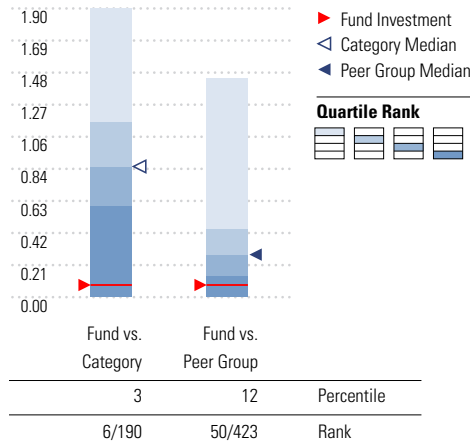
Growth of \$10,000



Trailing Performance



Net Expense



Peer group is a subset of the category and includes funds with the same management style (active vs. passive) and similar share class characteristics.

3-Year Risk Metrics

	Fund	Bmark	Cat
Alpha	-0.51	-	-0.53
Beta	0.93	-	0.97
R-Squared	97.81	-	96.66
Standard Deviation	8.53	9.06	8.90
Sharpe Ratio	-0.16	-0.08	-0.15
Tracking Error	1.41	-	1.85
Information Ratio	-0.45	-	-0.35
Up Capture Ratio	91.87	-	94.85
Down Capture Ratio	96.00	-	99.11

Portfolio Metrics

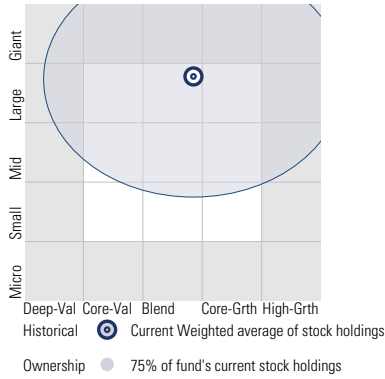
	Fund	Bmark	Cat
Price/Earnings Ratio	19.70	20.14	20.28
Price/Book Ratio	2.62	2.71	2.71
Avg Eff Duration	5.49	-	5.75

Vanguard Target Retirement Income Fund VTINX

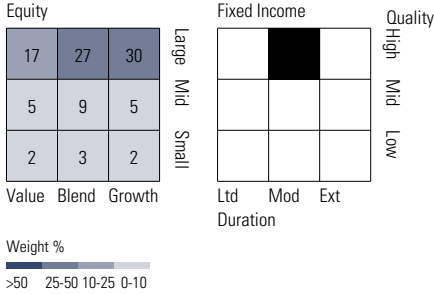
Morningstar Category
Target-Date Retirement

Morningstar Index
Morningstar Lifetime Mod Incm TR USD

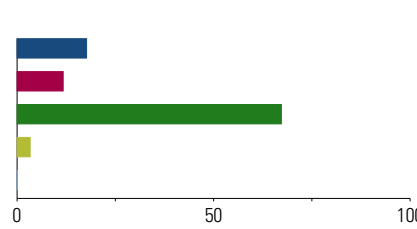
Style Analysis as of 03-31-2024
Morningstar Style Box™



Style Breakdown

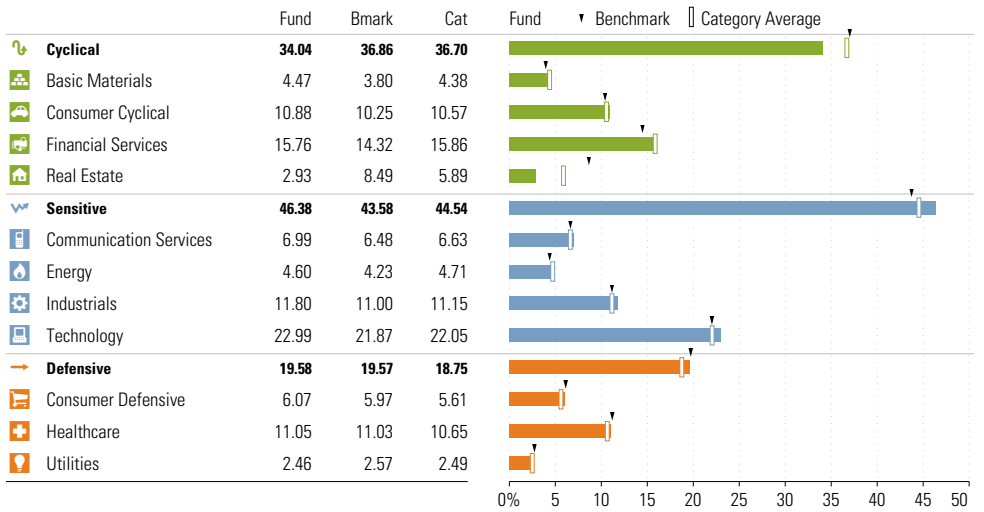


Asset Allocation as of 03-31-2024



Asset Class	Net %	Cat%
US Stocks	17.68	23.38
Non-US Stocks	11.72	13.42
Bonds	67.24	46.38
Cash	3.32	3.72
Other	0.05	13.10
Total	100.00	100.00

Sector Weighting as of 03-31-2024



Top 7 Holdings as of 03-31-2024

Name	Maturity Date	% Net Asset	Cumulative %	YTD Return %	Morningstar Sector
⊕ Vanguard Total Bond Market II Idx Inv	—	36.83	36.83	—	—
⊖ Vanguard Total Stock Mkt Idx Instl Pls	—	17.73	54.56	—	—
⊕ Vanguard Shrt-Term Infl-Prot Sec Idx Adm	—	16.48	71.04	—	—
⊕ Vanguard Total Intl Bd II Idx Instl	—	16.13	87.18	—	—
⊖ Vanguard Total Intl Stock Index Inv	—	12.08	99.26	—	—
⊕ Mktliq 12/31/2049	—	0.74	100.00	—	—
⊖ Us Dollar	—	0.00	100.00	—	—

Total Holdings 7

⊕ Increase ⊖ Decrease ✨ New to Portfolio