

# American Funds American Balanced R6 RLBGX

**Morningstar Category**  
Moderate Allocation

**Morningstar Index**  
Morningstar US Mod Tgt Alloc NR USD

## Portfolio Manager(s)

Hilda Applbaum since 01-1999  
 Alan Berro since 03-2006  
 Paul Benjamin since 07-2014  
 Alan Wilson since 01-2016  
 John Queen since 07-2016  
 Pramod Atluri since 03-2018  
 Mark Casey since 10-2019  
 Ritchie Tuazon since 10-2020  
 Mathews Cherian since 05-2021  
 Jin Lee since 03-2023  
 Chit Purani since 03-2023  
 Irfan Furniturewala since 05-2023

## Quantitative Screens

✔ **Performance:** The fund has finished in the Moderate Allocation category's top three quartiles in 10 of the 10 years it's been in existence.

✔ **Management:** The fund's management has been in place for 25.26 years.

✔ **Style:** The fund has landed in its primary style box — Large Blend — 100 % of the time over the past three years.

✔ **Net Expense:** The fund's expense ratio of 0.25 is 75% lower than the Moderate Allocation category average.

## Morningstar Investment Management LLC Analysis

This fund passes all of Morningstar Investment Management's quantitative screens. Morningstar Investment Management has also assessed the fund from a qualitative perspective and, as a fiduciary, is comfortable recommending the fund's use in retirement plans.

## ESG Metrics

Metric	Rating	Updated
Sustainability Rating	2	03-31-2024
Carbon Risk Score	Low Risk	12-31-2022
ESG Commitment	1-Low	02-15-2022

## Growth of \$10,000



## Trailing Performance



## Net Expense



Peer group is a subset of the category and includes funds with the same management style (active vs. passive) and similar share class characteristics.

## 3-Year Risk Metrics

Metric	Fund	Bmark	Cat
Alpha	1.64	-	-0.54
Beta	0.97	-	0.98
R-Squared	96.57	-	94.62
Standard Deviation	12.03	12.18	12.27
Sharpe Ratio	0.32	0.19	0.13
Tracking Error	2.26	-	2.71
Information Ratio	0.70	-	-0.34
Up Capture Ratio	105.22	-	97.53
Down Capture Ratio	96.97	-	101.19

## Portfolio Metrics

Metric	Fund	Bmark	Cat
Price/Earnings Ratio	23.92	22.00	22.66
Price/Book Ratio	4.25	3.26	3.50
Avg Eff Duration	6.24	5.80	5.11

# American Funds American Balanced R6 RLBGX

**Morningstar Category**  
Moderate Allocation

**Morningstar Index**  
Morningstar US Mod Tgt Alloc NR USD

## Style Analysis as of 03-31-2024

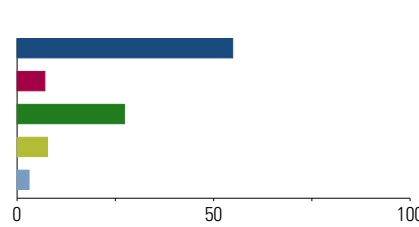
Morningstar Style Box™



## Style Breakdown



## Asset Allocation as of 03-31-2024



Asset Class	Net %	Cat%
US Stocks	54.86	46.53
Non-US Stocks	7.06	9.69
Bonds	27.30	35.10
Cash	7.74	5.55
Other	3.04	3.13
<b>Total</b>	<b>100.00</b>	<b>100.00</b>

## Sector Weighting as of 03-31-2024



## Top 10 Holdings as of 03-31-2024

Name	Maturity Date	% Net Asset	Cumulative %	YTD Return %	Morningstar Sector
⊕ Capital Group Central Cash Fund	—	8.66	8.66	—	—
⊖ Microsoft Corp	—	4.55	13.22	—	Technology
⊖ Broadcom Inc	—	4.43	17.65	—	Technology
⊕ Cap Grp Cent Fd Ser Ii	—	2.97	20.62	—	—
⊖ Meta Platforms Inc Class A	—	1.70	22.33	—	Communication Svc
⊖ UnitedHealth Group Inc	—	1.67	24.00	—	Healthcare
⊕ Philip Morris International Inc	—	1.65	25.65	—	Consumer Defensive
⊖ Eli Lilly and Co	—	1.53	27.17	—	Healthcare
⊖ The Home Depot Inc	—	1.39	28.57	—	Consumer Cyclical
⊕ Alphabet Inc Class C	—	1.39	29.95	—	Communication Svc

## Total Holdings 2757

⊕ Increase ⊖ Decrease ✨ New to Portfolio

# American Funds Intl Gr and Inc R6 RIGGX

**Morningstar Category**  
Foreign Large Blend

**Morningstar Index**  
MSCI ACWI Ex USA NR USD

## Portfolio Manager(s)

Andrew Suzman since 10-2008  
Steven Watson since 10-2008  
Patrice Collette since 09-2010  
Leo Hee since 07-2015  
Michael Cohen since 07-2018  
Lisa Thompson since 09-2018

## Quantitative Screens

✔ **Performance:** The fund has finished in the Foreign Large Blend category's top three quartiles in 9 of the 10 years it's been in existence.

✔ **Management:** The fund's management has been in place for 15.51 years.

✔ **Style:** The fund has landed in its primary style box — Large Blend — 100 % of the time over the past three years.

✔ **Net Expense:** The fund's expense ratio of 0.54 is 37.93% lower than the Foreign Large Blend category average.

## Growth of \$10,000



## Morningstar Investment Management LLC Analysis

This fund passes all of Morningstar Investment Management's quantitative screens. Morningstar Investment Management has also assessed the fund from a qualitative perspective and, as a fiduciary, is comfortable recommending the fund's use in retirement plans.

## ESG Metrics

Metric	Rating	Updated
Sustainability Rating	2	03-31-2024
Carbon Risk Score	Low Risk	12-31-2022
ESG Commitment	1-Low	02-15-2022

## Trailing Performance



## Net Expense



Peer group is a subset of the category and includes funds with the same management style (active vs. passive) and similar share class characteristics.

## 3-Year Risk Metrics

Metric	Fund	Bmark	Cat
Alpha	1.09	—	0.84
Beta	1.00	—	1.01
R-Squared	94.85	—	93.34
Standard Deviation	16.82	16.42	17.25
Sharpe Ratio	0.08	0.02	0.07
Tracking Error	3.82	—	4.44
Information Ratio	0.28	—	0.22
Up Capture Ratio	104.28	—	105.47
Down Capture Ratio	99.90	—	102.40

## Portfolio Metrics

Metric	Fund	Bmark	Cat
Price/Earnings Ratio	16.16	15.34	15.88
Price/Book Ratio	1.91	1.81	1.94
Geom Avg Mkt Cap \$B	53.19	49.00	59.06
ROE	20.06	17.61	19.98

# American Funds Intl Gr and Inc R6 RIGGX

**Morningstar Category**  
Foreign Large Blend

**Morningstar Index**  
MSCI ACWI Ex USA NR USD

## Style Analysis as of 03-31-2024

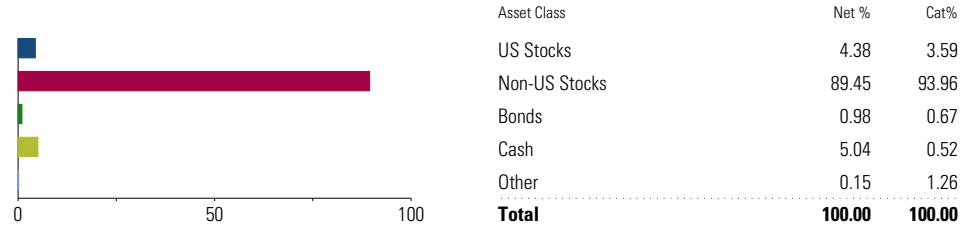
Morningstar Style Box™



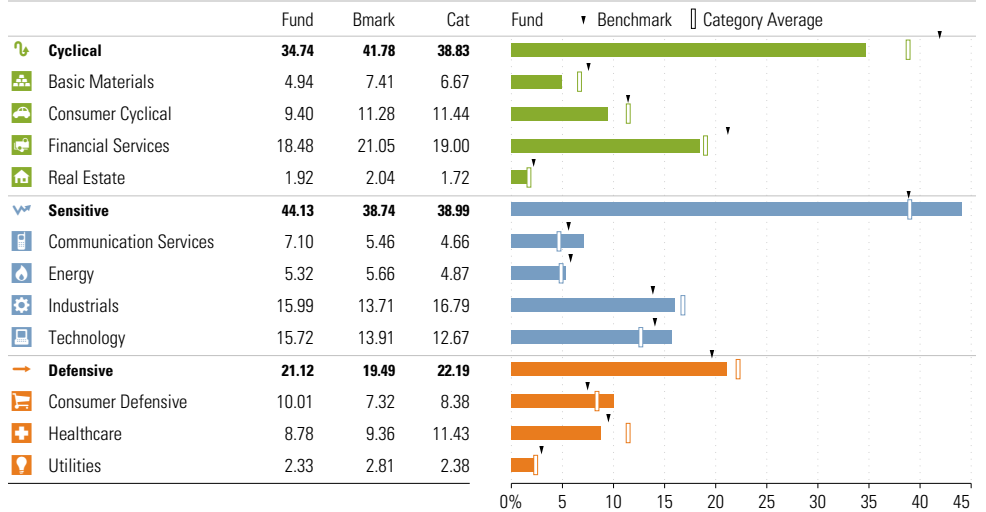
## Style Breakdown



## Asset Allocation as of 03-31-2024



## Sector Weighting as of 03-31-2024



## World Regions % Equity 03-31-2024



## Top 10 Holdings as of 03-31-2024

Name	% Net Asset	Cumulative %	YTD Return %	Morningstar Sector
⊕ Capital Group Central Cash M	4.49	4.49	-	-
Taiwan Semiconductor Manufacturing Co Ltd	2.92	7.42	-	Technology
⊕ Novo Nordisk A/S Class B	2.81	10.23	-	Healthcare
⊖ ASML Holding NV	2.44	12.67	-	Technology
⊖ AstraZeneca PLC	2.16	14.83	-	Healthcare
⊖ Airbus SE	2.02	16.85	-	Industrials
⊖ TotalEnergies SE	1.94	18.79	-	Energy
⊖ MediaTek Inc	1.59	20.38	-	Technology
⊕ Fujitsu Ltd	1.54	21.92	-	Technology
✳ Cash And Other Assets Less Liabilities	1.53	23.45	-	-

**Total Holdings 254**

⊕ Increase ⊖ Decrease ✳ New to Portfolio

# American Funds New World R6 RNWGX

**Morningstar Category**  
Diversified Emerging Mkts

**Morningstar Index**  
MSCI EM NR USD

## Portfolio Manager(s)

Robert Lovelace since 06-1999  
 Carl Kawaja since 06-1999  
 Christopher Thomsen since 01-2009  
 Winnie Kwan since 01-2009  
 Tomonori Tani since 10-2013  
 Akira Shiraishi since 01-2017  
 Bradford Freer since 01-2017  
 Lisa Thompson since 10-2019  
 Kirstie Spence since 12-2019  
 Dawid Justus since 01-2020  
 Piyada Phanaphat since 01-2020  
 Matt Hochstetler since 01-2024

## Quantitative Screens

✔ **Performance:** The fund has finished in the Diversified Emerging Mkts category's top three quartiles in 10 of the 10 years it's been in existence.

✔ **Management:** The fund's management has been in place for 24.81 years.

✔ **Style:** The fund has landed in its primary style box — Large Growth — 100 % of the time over the past three years.

✔ **Net Expense:** The fund's expense ratio of 0.57 is 49.56% lower than the Diversified Emerging Mkts category average.

## Morningstar Investment Management LLC Analysis

This fund passes all of Morningstar Investment Management's quantitative screens. Morningstar Investment Management has also assessed the fund from a qualitative perspective and, as a fiduciary, is comfortable recommending the fund's use in retirement plans.

## ESG Metrics

Metric	Rating	Updated
Sustainability Rating	3	03-31-2024
Carbon Risk Score	Medium Risk	12-31-2022
ESG Commitment	1-Low	02-15-2022

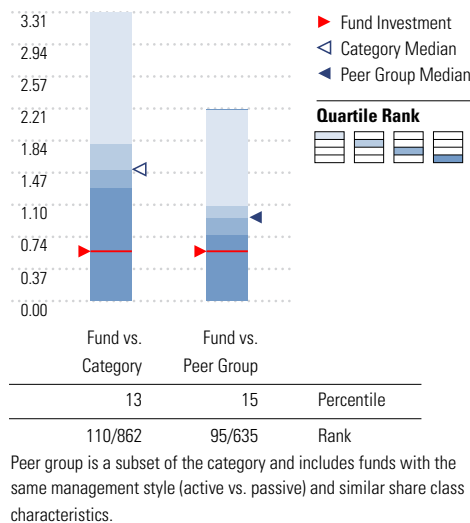
## Growth of \$10,000



## Trailing Performance



## Net Expense



## 3-Year Risk Metrics

Metric	Fund	Bmark	Cat
Alpha	4.20	-	0.10
Beta	0.82	-	0.95
R-Squared	79.34	-	87.85
Standard Deviation	16.28	17.76	18.00
Sharpe Ratio	-0.11	-0.37	-0.34
Tracking Error	8.09	-	6.15
Information Ratio	0.62	-	0.01
Up Capture Ratio	95.11	-	97.10
Down Capture Ratio	77.23	-	96.86

## Portfolio Metrics

Metric	Fund	Bmark	Cat
Price/Earnings Ratio	20.69	14.02	14.51
Price/Book Ratio	3.12	1.66	1.91
Geom Avg Mkt Cap \$B	70.07	39.75	46.60
ROE	23.89	16.09	18.75

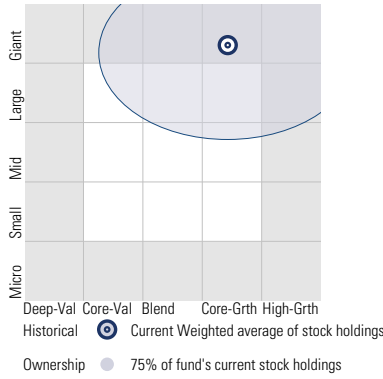
# American Funds New World R6 RNWGX

**Morningstar Category**  
Diversified Emerging Mkts

**Morningstar Index**  
MSCI EM NR USD

## Style Analysis as of 03-31-2024

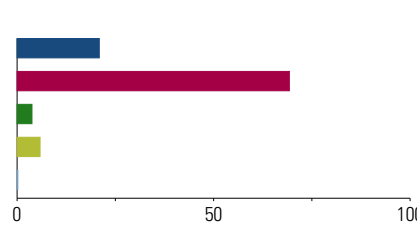
Morningstar Style Box™



## Style Breakdown

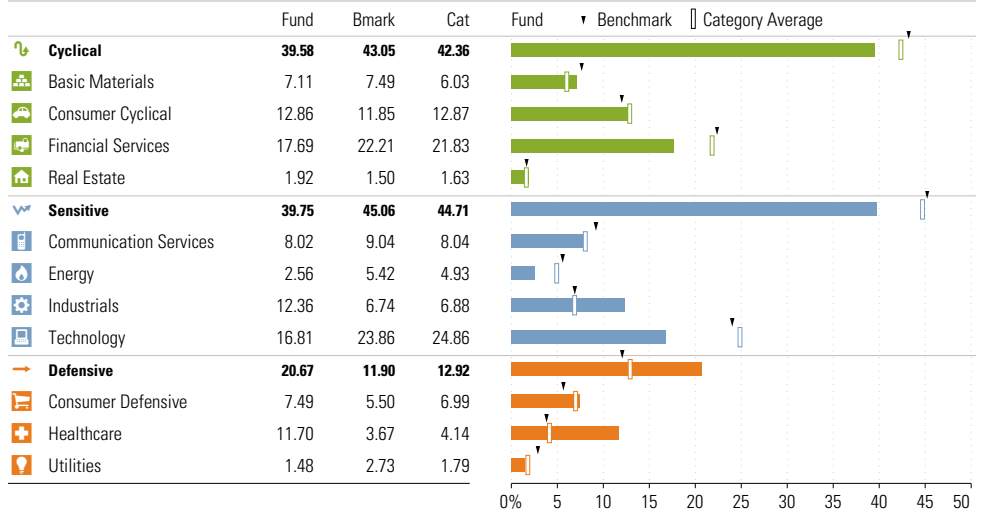


## Asset Allocation as of 03-31-2024



Asset Class	Net %	Cat%
US Stocks	20.91	3.58
Non-US Stocks	69.27	94.80
Bonds	3.78	0.05
Cash	5.84	1.38
Other	0.19	0.19
<b>Total</b>	<b>100.00</b>	<b>100.00</b>

## Sector Weighting as of 03-31-2024



## World Regions % Equity 03-31-2024



Region	Fund %	Cat %	Region	Fund %	Cat %	Region	Fund %	Cat %	Market Maturity	Fund %
Greater Asia	41.58	72.94	Americas	34.64	16.21	Greater Europe	23.79	10.84	Developed Markets	57.10
Japan	3.02	0.07	North America	24.43	3.16	United Kingdom	2.22	0.56	Emerging Markets	42.90
Australasia	0.00	0.00	Central/Latin	10.21	13.05	W euro-ex UK	19.00	1.90	Not Available	0.00
Asia-4 Tigers	8.26	28.48				Emrgng Europe	0.50	1.90		
Asia-ex 4 Tigers	30.30	44.39				Africa	2.07	6.48		
Not Classified	0.00	0.00								

## Top 10 Holdings as of 03-31-2024

Name	% Net Asset	Cumulative %	YTD Return %	Morningstar Sector
⊕ Capital Group Central Cash Fund	4.06	4.06	-	-
⊖ Microsoft Corp	2.79	6.86	-	Technology
⊕ Taiwan Semiconductor Manufacturing Co Ltd	2.78	9.63	-	Technology
⊖ Novo Nordisk A/S Class B	1.94	11.58	-	Healthcare
✳ Cash And Other Assets Less Liabilities	1.77	13.34	-	-
⊕ MercadoLibre Inc	1.52	14.86	-	Consumer Cyclical
⊕ Meta Platforms Inc Class A	1.49	16.36	-	Communication Svc
⊖ Airbus SE	1.45	17.81	-	Industrials
⊕ Broadcom Inc	1.39	19.20	-	Technology
⊖ Lvmh Moet Hennessy Louis Vuitton SE	1.29	20.49	-	Consumer Cyclical

**Total Holdings 576**

⊕ Increase ⊖ Decrease ✳ New to Portfolio

# Baird Aggregate Bond Inst BAGIX

**Morningstar Category**  
Intermediate Core Bond

**Morningstar Index**  
Bloomberg US Agg Bond TR USD

## Portfolio Manager(s)

- M. Sharon deGuzman since 09-2000
- Mary Ellen Stanek since 09-2000
- Charles Groeschell since 09-2000
- Warren Pierson since 09-2000
- Meghan Dean since 05-2019
- Jay Schwister since 05-2019
- Jeffrey Schrom since 05-2019
- Patrick Brown since 05-2021
- Abhishek Pulakanti since 05-2022
- Andrew O'Connell since 05-2022

## Quantitative Screens

✔ **Performance:** The fund has finished in the Intermediate Core Bond category's top three quartiles in 10 of the 10 years it's been in existence.

✔ **Management:** The fund's management has been in place for 23.52 years.

Style Consistency is not calculated for Fixed Income funds.

✔ **Net Expense:** The fund's expense ratio of 0.3 is 44.44% lower than the Intermediate Core Bond category average.

## Morningstar Investment Management LLC Analysis

This fund passes all of Morningstar Investment Management's quantitative screens. Morningstar Investment Management has also assessed the fund from a qualitative perspective and, as a fiduciary, is comfortable recommending the fund's use in retirement plans.

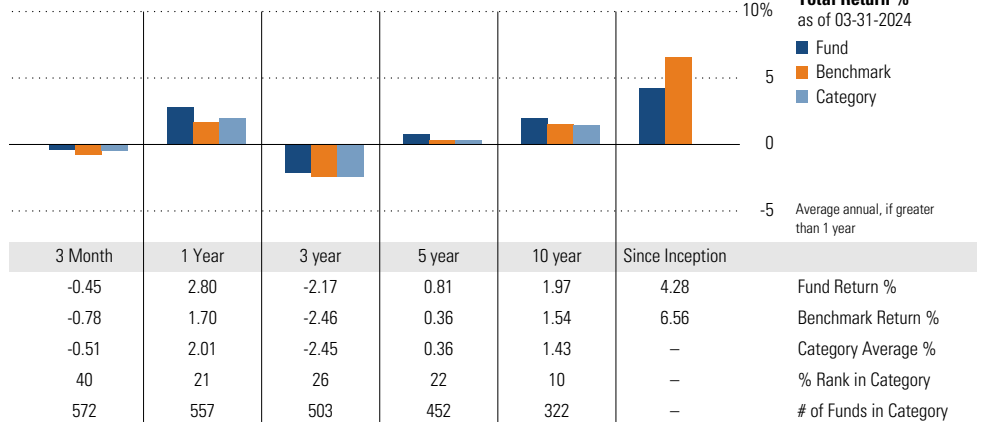
## ESG Metrics

Metric	Rating	Updated
Sustainability Rating	4	03-31-2024
ESG Commitment	1-Low	02-15-2022

## Growth of \$10,000



## Trailing Performance



## Net Expense



Peer group is a subset of the category and includes funds with the same management style (active vs. passive) and similar share class characteristics.

## 3-Year Risk Metrics

Metric	Fund	Bmark	Cat
Alpha	0.34	-	-0.13
Beta	1.02	-	0.98
R-Squared	99.61	-	97.77
Standard Deviation	7.37	7.24	7.21
Sharpe Ratio	-0.67	-0.72	-0.74
Tracking Error	0.48	-	1.00
Information Ratio	0.60	-	-0.26
Up Capture Ratio	102.37	-	96.63
Down Capture Ratio	99.11	-	98.34

## Portfolio Metrics

Metric	Fund	Bmark	Cat
Avg Eff Duration	6.21	4.43	5.94
Avg Eff Maturity	8.23	-	8.63

# Baird Aggregate Bond Inst BAGIX

**Morningstar Category**  
Intermediate Core Bond

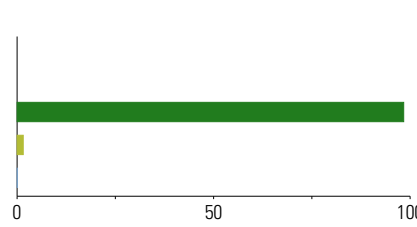
**Morningstar Index**  
Bloomberg US Agg Bond TR USD

**Style Analysis** as of 03-31-2024

**Style Breakdown**



**Asset Allocation** as of 03-31-2024



Asset Class	Net %	Cat%
US Stocks	0.00	0.10
Non-US Stocks	0.00	0.02
Bonds	98.37	97.41
Cash	1.56	0.71
Other	0.07	1.75
<b>Total</b>	<b>100.00</b>	<b>100.00</b>

**Credit Rating Breakdown**

	Fund	Bmark	Cat
AAA	62.90	3.53	24.95
AA	3.30	74.59	39.48
A	12.50	10.82	21.00
BBB	21.10	8.32	12.47
BB	0.20	0.28	0.71
B	0.00	0.00	0.35
Below B	0.00	0.00	0.33
Not Rated	0.00	2.46	0.70

**Sector Weighting** as of 03-31-2024



**Top 10 Holdings** as of 03-31-2024

Name	Maturity Date	% Net Asset	Cumulative %	Fixed Income Sector
⊕ United States Treasury Notes 1.13%	10-2026	4.09	4.09	-
United States Treasury Bonds 2.5%	02-2045	2.57	6.66	-
⊕ United States Treasury Notes 2.38%	03-2029	2.36	9.02	-
United States Treasury Bonds 2.88%	05-2043	1.85	10.86	-
⊕ United States Treasury Bonds 2.88%	05-2052	1.71	12.57	-
⊕ United States Treasury Notes 4.13%	08-2030	1.67	14.25	-
⊕ United States Treasury Bonds 2.38%	02-2042	1.60	15.84	-
⊕ First American Government Oblig U	02-2030	1.53	17.37	-
⊕ United States Treasury Notes 3.5%	02-2033	1.50	18.87	-
⊕ United States Treasury Notes 4.38%	08-2026	1.46	20.33	-

**Total Holdings 1791**

⊕ Increase ⊖ Decrease ✱ New to Portfolio



# DFA US Small Cap Value I DFSVX

**Morningstar Category**  
Small Value

**Morningstar Index**  
Russell 2000 Value TR USD

## Portfolio Manager(s)

Jed Fogdall since 02-2012  
Joel Schneider since 07-2015  
Marc Leblond since 02-2020

## Quantitative Screens

✔ **Performance:** The fund has finished in the Small Value category's top three quartiles in 9 of the 10 years it's been in existence.

✔ **Management:** The fund's management has been in place for 12.1 years.

✔ **Style:** The fund has landed in its primary style box — Small Value — 100 % of the time over the past three years.

✔ **Net Expense:** The fund's expense ratio of 0.31 is 72.07% lower than the Small Value category average.

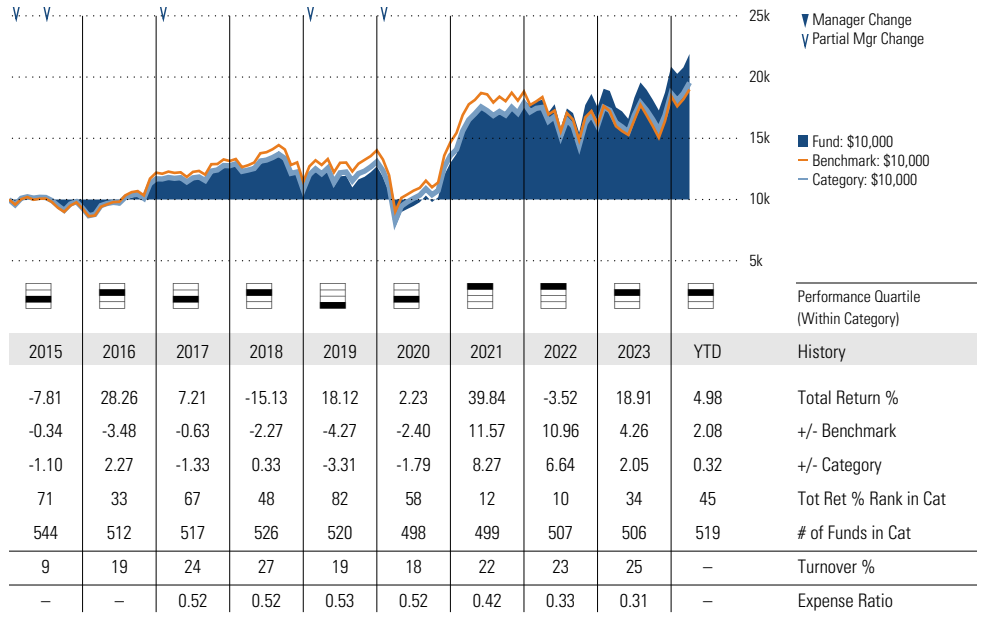
## Morningstar Investment Management LLC Analysis

This fund passes all of Morningstar Investment Management's quantitative screens. Morningstar Investment Management has also assessed the fund from a qualitative perspective and, as a fiduciary, is comfortable recommending the fund's use in retirement plans.

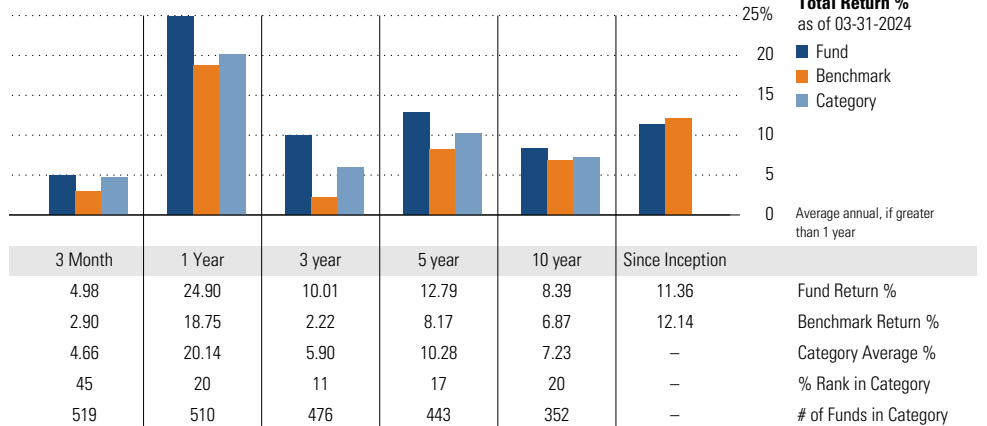
## ESG Metrics

Metric	Rating	Updated
Sustainability Rating	2	03-31-2024
Carbon Risk Score	Medium Risk	12-31-2022

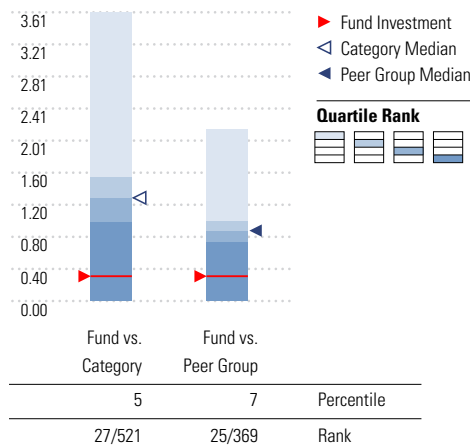
## Growth of \$10,000



## Trailing Performance



## Net Expense



Peer group is a subset of the category and includes funds with the same management style (active vs. passive) and similar share class characteristics.

## 3-Year Risk Metrics

	Fund	Bmark	Cat
Alpha	7.46	-	3.39
Beta	0.96	-	0.93
R-Squared	96.00	-	93.14
Standard Deviation	21.07	21.49	20.62
Sharpe Ratio	0.42	0.07	0.22
Tracking Error	4.30	-	5.51
Information Ratio	1.81	-	0.62
Up Capture Ratio	107.73	-	98.44
Down Capture Ratio	84.00	-	87.92

## Portfolio Metrics

	Fund	Bmark	Cat
Price/Earnings Ratio	11.70	11.84	14.40
Price/Book Ratio	1.25	1.29	1.64
Geom Avg Mkt Cap \$B	3.13	2.09	4.59
ROE	9.78	5.59	12.78

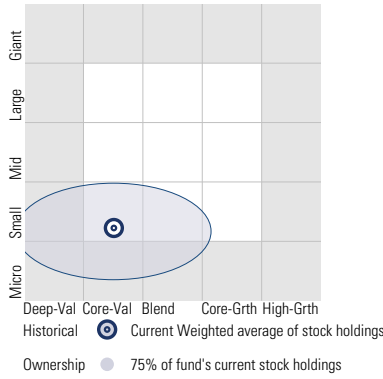
# DFA US Small Cap Value I DFSVX

**Morningstar Category**  
Small Value

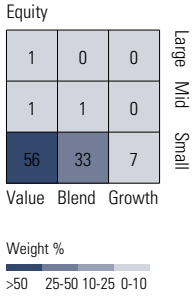
**Morningstar Index**  
Russell 2000 Value TR USD

## Style Analysis as of 03-31-2024

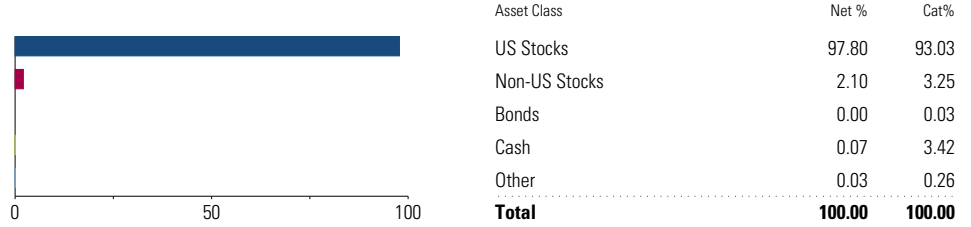
Morningstar Style Box™



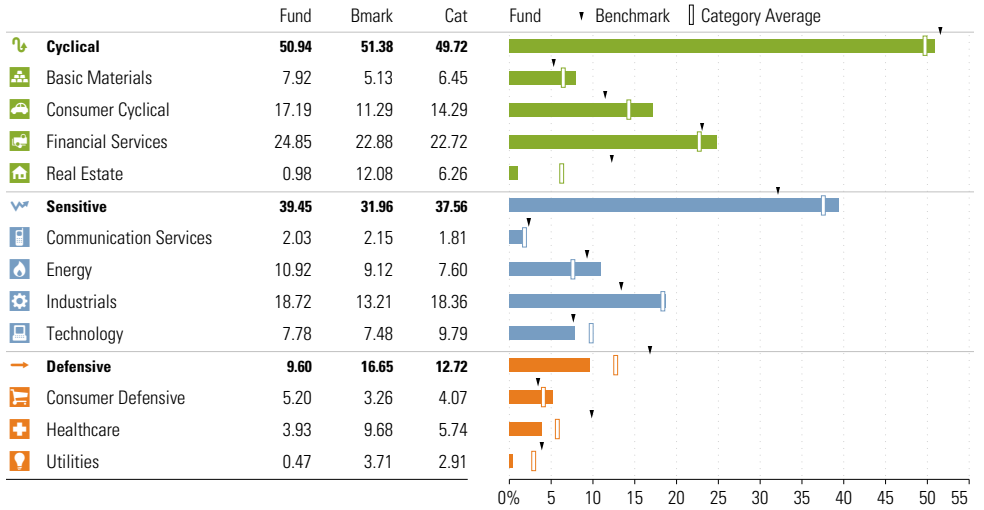
## Style Breakdown



## Asset Allocation as of 03-31-2024



## Sector Weighting as of 03-31-2024



## Top 15 Holdings as of 03-31-2024

Name	% Net Asset	Cumulative %	YTD Return %	Morningstar Sector
⊕ Ssc Government Mm Gvmxx	1.40	1.40	-	-
⊕ Usd	1.33	2.73	-	-
⊖ Taylor Morrison Home Corp	1.00	3.73	-	Consumer Cyclical
⊕ Future on E-mini S&P 500 Futures	0.94	4.67	-	-
Amkor Technology Inc	0.91	5.58	-	Technology
⊖ PVH Corp	0.83	6.41	-	Consumer Cyclical
Mohawk Industries Inc	0.76	7.17	-	Consumer Cyclical
⊖ Commercial Metals Co	0.74	7.92	-	Basic Materials
⊖ United States Steel Corp	0.73	8.64	-	Basic Materials
Assured Guaranty Ltd	0.71	9.35	-	Financial Services
⊖ PBF Energy Inc Class A	0.69	10.05	-	Energy
⊖ Modine Manufacturing Co	0.68	10.72	-	Consumer Cyclical
⊖ F N B Corp	0.67	11.39	-	Financial Services
Murphy Oil Corp	0.65	12.04	-	Energy
GATX Corp	0.64	12.69	-	Industrials

**Total Holdings 957**

⊕ Increase ⊖ Decrease ✨ New to Portfolio

# Federated Hermes Govt Ultrashort R6 FGULX

**Morningstar Category**  
Ultrashort Bond

**Morningstar Index**  
Bloomberg US Agg Bond TR USD

## Portfolio Manager(s)

Susan Hill since 07-1997  
Liam O'Connell since 11-2010

## Quantitative Screens

✔ **Performance:** The fund has finished in the Ultrashort Bond category's top three quartiles in 5 of the 7 years it's been in existence.

✔ **Management:** The fund's management has been in place for 26.74 years.

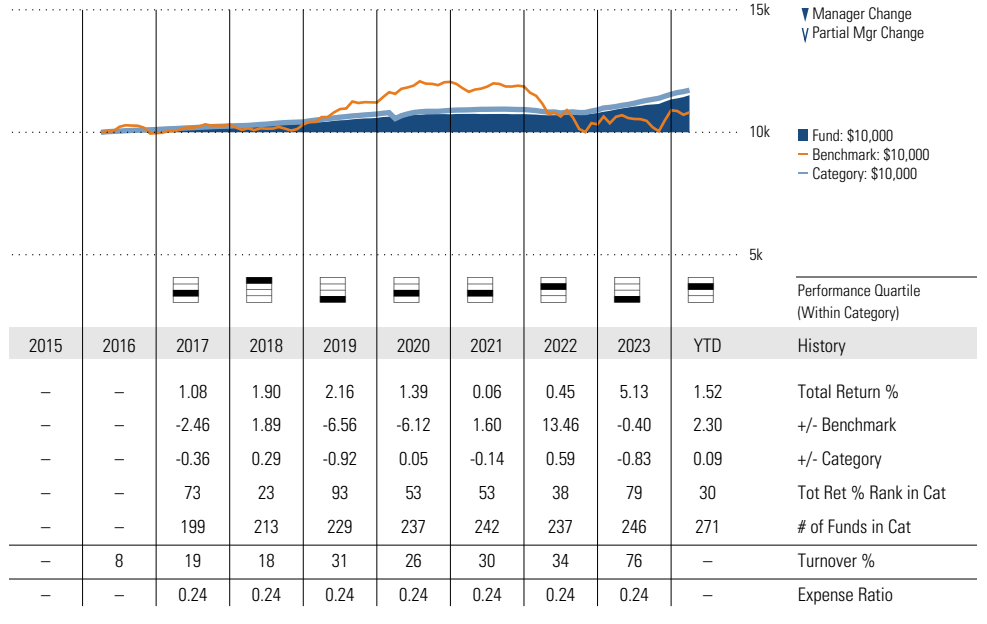
Style Consistency is not calculated for Fixed Income funds.

✔ **Net Expense:** The fund's expense ratio of 0.24 is 41.46% lower than the Ultrashort Bond category average.

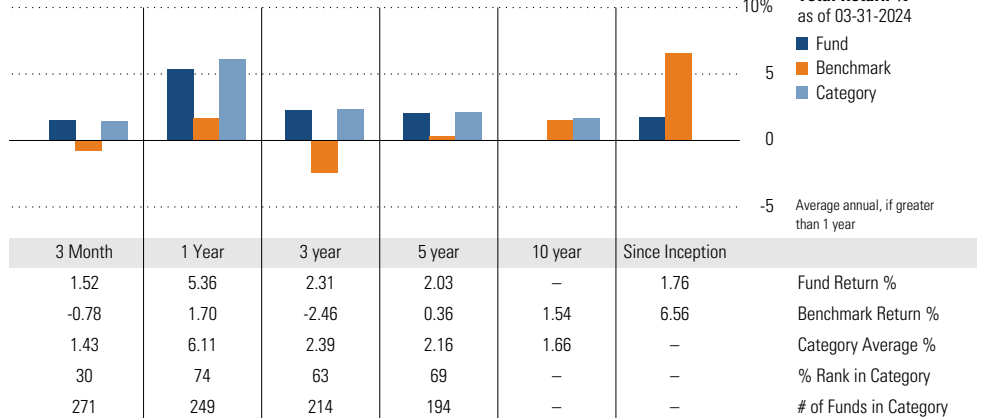
## Morningstar Investment Management LLC Analysis

This fund passes all of Morningstar Investment Management's quantitative screens. Morningstar Investment Management has also assessed the fund from a qualitative perspective and, as a fiduciary, is comfortable recommending the fund's use in retirement plans.

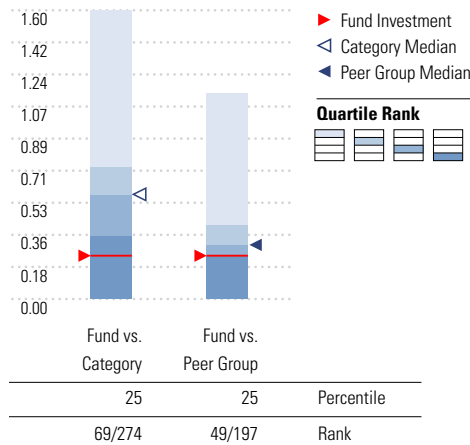
## Growth of \$10,000



## Trailing Performance



## Net Expense



Peer group is a subset of the category and includes funds with the same management style (active vs. passive) and similar share class characteristics.

## 3-Year Risk Metrics

Metric	Fund	Bmark	Cat
Alpha	2.46	-	2.54
Beta	0.08	-	0.09
R-Squared	36.31	-	27.88
Standard Deviation	0.93	7.24	1.24
Sharpe Ratio	-1.13	-0.72	-0.91
Tracking Error	6.72	-	6.69
Information Ratio	0.71	-	0.72
Up Capture Ratio	16.65	-	17.13
Down Capture Ratio	-8.17	-	-8.23

## Portfolio Metrics

Metric	Fund	Bmark	Cat
Avg Eff Duration	0.55	4.43	1.05
Avg Eff Maturity	-	-	1.65

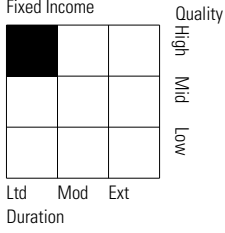
# Federated Hermes Govt Ultrashort R6 FGULX

**Morningstar Category**  
Ultrashort Bond

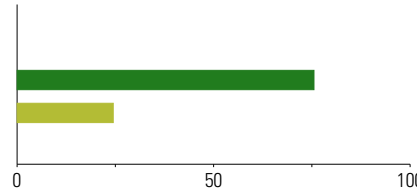
**Morningstar Index**  
Bloomberg US Agg Bond TR USD

**Style Analysis** as of 03-31-2024

**Style Breakdown**



**Asset Allocation** as of 03-31-2024

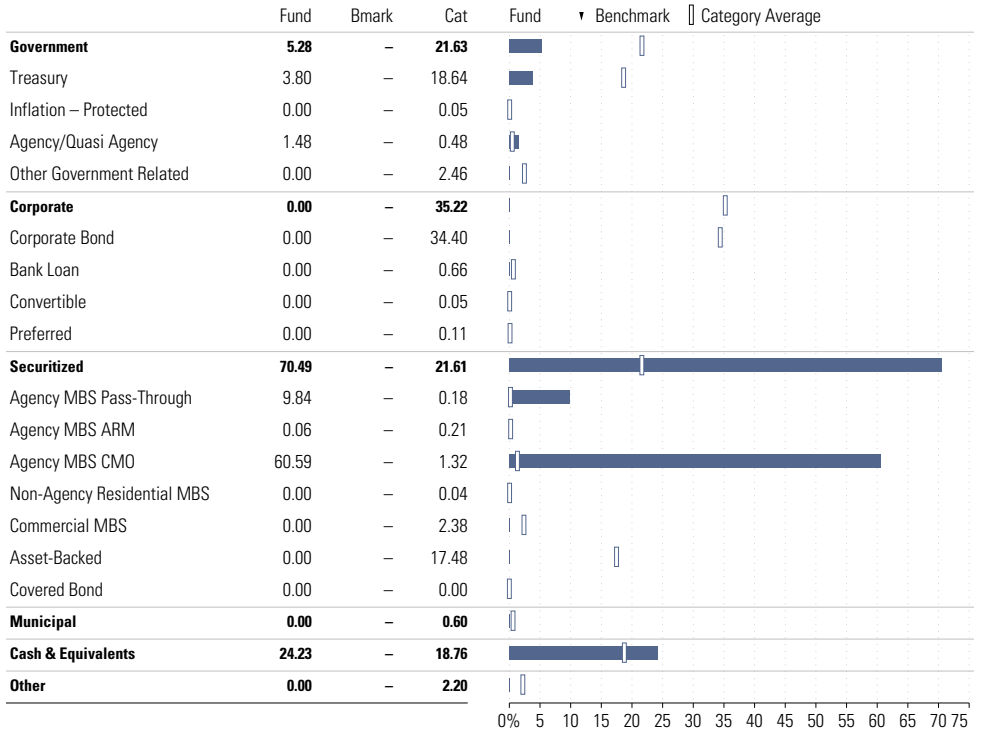


Asset Class	Net %	Cat%
US Stocks	0.00	1.86
Non-US Stocks	0.00	0.00
Bonds	75.54	66.04
Cash	24.46	31.87
Other	0.00	0.21
<b>Total</b>	<b>100.00</b>	<b>100.00</b>

**Credit Rating Breakdown**

	Fund	Bmark	Cat
AAA	100.00	3.53	46.30
AA	0.00	74.59	15.66
A	0.00	10.82	13.25
BBB	0.00	8.32	19.87
BB	0.00	0.28	2.17
B	0.00	0.00	0.90
Below B	0.00	0.00	0.25
Not Rated	0.00	2.46	1.61

**Sector Weighting** as of 03-31-2024



**Top 10 Holdings** as of 03-31-2024

Name	Maturity Date	% Net Asset	Cumulative %	Fixed Income Sector
⊕ Bank Of Montreal 8 Repo	04-2024	9.85	9.85	-
⊕ Hsbc Repo 3 Repo	04-2024	9.85	19.70	-
FEDERAL HOME LN MTG CORP MULTICLASS MTG PARTN CTFS GTD 5.97998%	04-2033	5.22	24.91	-
⊖ FEDERAL HOME LN MTG CORP MULTICLASS MTG PARTN CTFS GTD 5.82998%	12-2032	4.16	29.07	-
FEDERAL HOME LN MTG CORP MULTICLASS MTG PARTN CTFS GTD 5.87998%	12-2032	3.91	32.98	-
⊕ Bofam Repo 1 Repo	04-2024	3.78	36.77	-
⊕ Government National Mortgage Association 5.12871%	01-2073	3.51	40.28	-
⊖ FEDERAL HOME LN MTG CORP MULTICLASS MTG PARTN CTFS GTD 5.97039%	07-2053	3.13	43.41	-
FEDERAL HOME LN MTG CORP MULTICLASS MTG PARTN CTFS GTD 6.19998%	10-2032	2.88	46.28	-
FEDERAL HOME LN MTG CORP MULTICLASS MTG PARTN CTFS GTD 6.19998%	11-2032	2.57	48.85	-

**Total Holdings 210**

⊕ Increase ⊖ Decrease ✱ New to Portfolio

# Invesco Diversified Dividend R6 LCEFX

**Morningstar Category**  
Large Value

**Morningstar Index**  
Russell 1000 Value TR USD

## Portfolio Manager(s)

Christopher McMeans since 02-2016  
Caroline Le Feuvre since 06-2020  
Peter Santoro since 03-2021  
Craig Leopold since 03-2022

## Quantitative Screens

✔ **Performance:** The fund has finished in the Large Value category's top three quartiles in 8 of the 10 years it's been in existence.

✔ **Management:** The fund's management has been in place for 8.1 years.

✔ **Style:** The fund has landed in its primary style box — Large Value — 90 % of the time over the past three years.

✔ **Net Expense:** The fund's expense ratio of 0.47 is 47.19% lower than the Large Value category average.

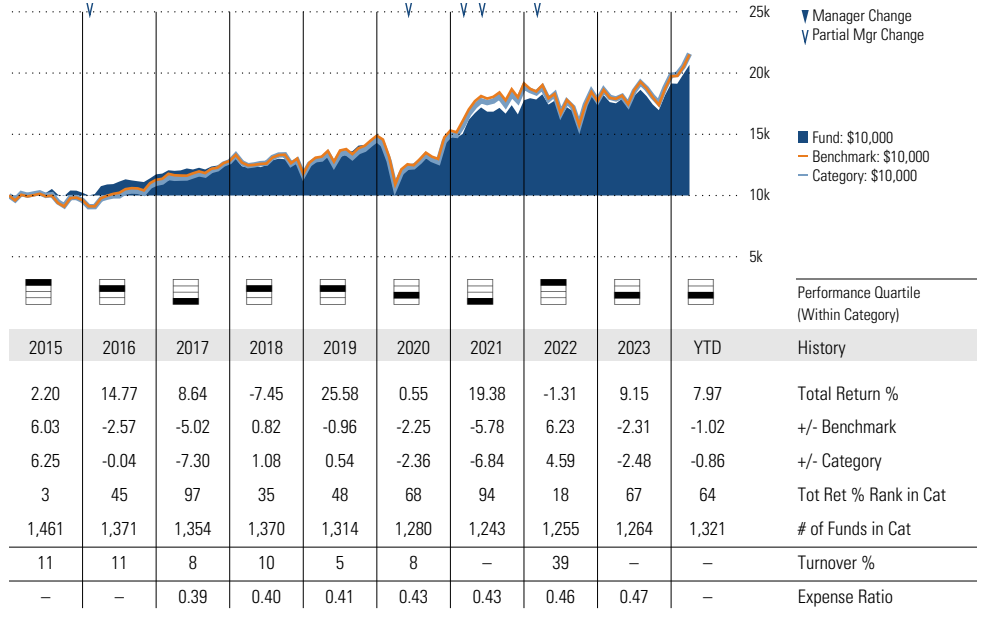
## Morningstar Investment Management LLC Analysis

This fund passes all of Morningstar Investment Management's quantitative screens. Morningstar Investment Management has also assessed the fund from a qualitative perspective and, as a fiduciary, is comfortable recommending the fund's use in retirement plans.

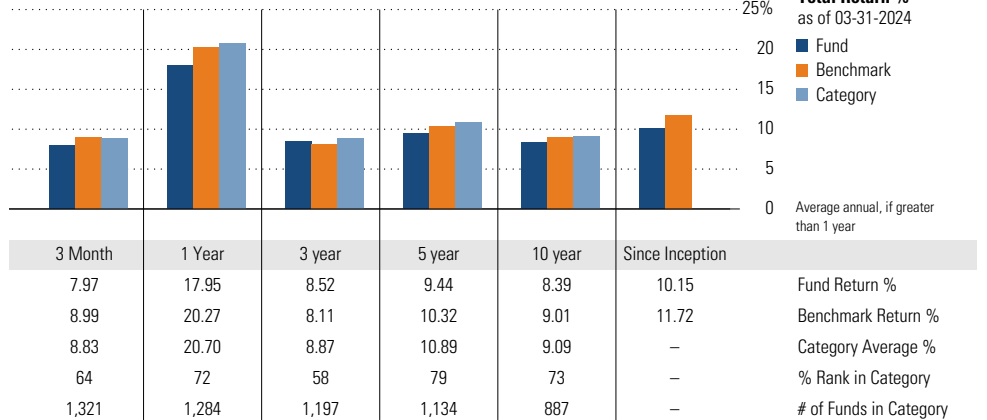
## ESG Metrics

Metric	Rating	Updated
Sustainability Rating	3	03-31-2024
Carbon Risk Score	Medium Risk	12-31-2022

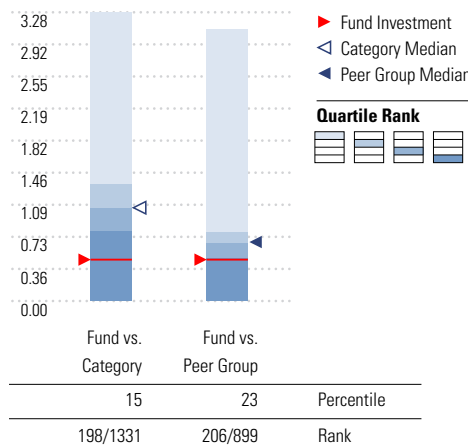
## Growth of \$10,000



## Trailing Performance



## Net Expense



Peer group is a subset of the category and includes funds with the same management style (active vs. passive) and similar share class characteristics.

## 3-Year Risk Metrics

Metric	Fund	Bmark	Cat
Alpha	1.17	-	1.07
Beta	0.89	-	0.96
R-Squared	96.48	-	94.27
Standard Deviation	14.82	16.43	16.34
Sharpe Ratio	0.43	0.38	0.43
Tracking Error	3.35	-	4.01
Information Ratio	0.12	-	0.22
Up Capture Ratio	89.99	-	98.20
Down Capture Ratio	84.84	-	93.98

## Portfolio Metrics

Metric	Fund	Bmark	Cat
Price/Earnings Ratio	21.11	17.93	18.96
Price/Book Ratio	2.96	2.34	2.53
Geom Avg Mkt Cap \$B	116.45	73.93	121.22
ROE	22.96	16.60	21.17

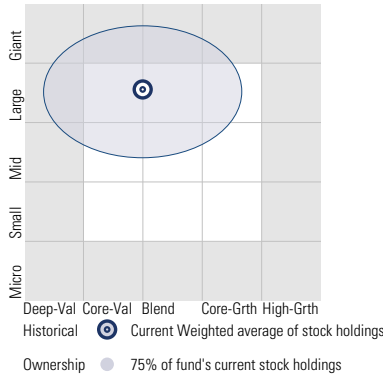
# Invesco Diversified Dividend R6 LCEFX

**Morningstar Category**  
Large Value

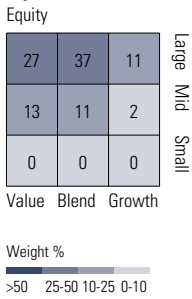
**Morningstar Index**  
Russell 1000 Value TR USD

## Style Analysis as of 03-31-2024

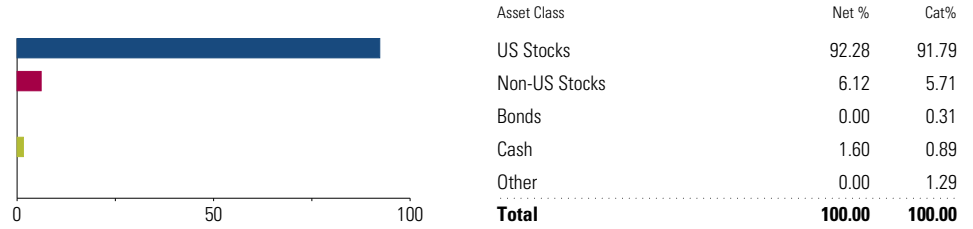
Morningstar Style Box™



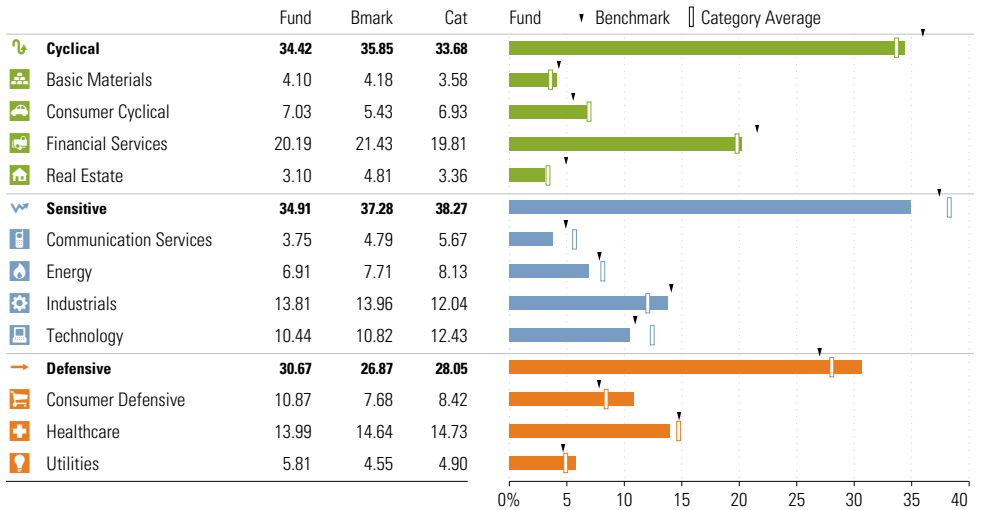
## Style Breakdown



## Asset Allocation as of 03-31-2024



## Sector Weighting as of 03-31-2024



## Top 15 Holdings as of 03-31-2024

Name	% Net Asset	Cumulative %	YTD Return %	Morningstar Sector
⊖ JPMorgan Chase & Co	3.19	3.19	-	Financial Services
Walmart Inc	2.89	6.08	-	Consumer Defensive
⊖ Chevron Corp	2.85	8.93	-	Energy
⊖ Merck & Co Inc	2.53	11.46	-	Healthcare
⊕ Wells Fargo & Co	2.30	13.76	-	Financial Services
Microsoft Corp	2.30	16.06	-	Technology
Johnson & Johnson	2.27	18.33	-	Healthcare
Morgan Stanley	2.21	20.54	-	Financial Services
Philip Morris International Inc	2.09	22.63	-	Consumer Defensive
ConocoPhillips	2.00	24.62	-	Energy
Analog Devices Inc	1.99	26.62	-	Technology
American International Group Inc	1.97	28.59	-	Financial Services
Becton Dickinson & Co	1.96	30.55	-	Healthcare
The Walt Disney Co	1.90	32.45	-	Communication Svc
Colgate-Palmolive Co	1.89	34.34	-	Consumer Defensive

**Total Holdings 84**

⊕ Increase ⊖ Decrease ✨ New to Portfolio

# MFS Growth R6 MFEKX

**Morningstar Category**  
Large Growth

**Morningstar Index**  
Russell 1000 Growth TR USD

## Portfolio Manager(s)

Eric Fischman since 04-2002  
Bradford Mak since 06-2021

## Quantitative Screens

✔ **Performance:** The fund has finished in the Large Growth category's top three quartiles in 10 of the 10 years it's been in existence.

✔ **Management:** The fund's management has been in place for 22.01 years.

✔ **Style:** The fund has landed in its primary style box — Large Growth — 100 % of the time over the past three years.

✔ **Net Expense:** The fund's expense ratio of 0.51 is 45.16% lower than the Large Growth category average.

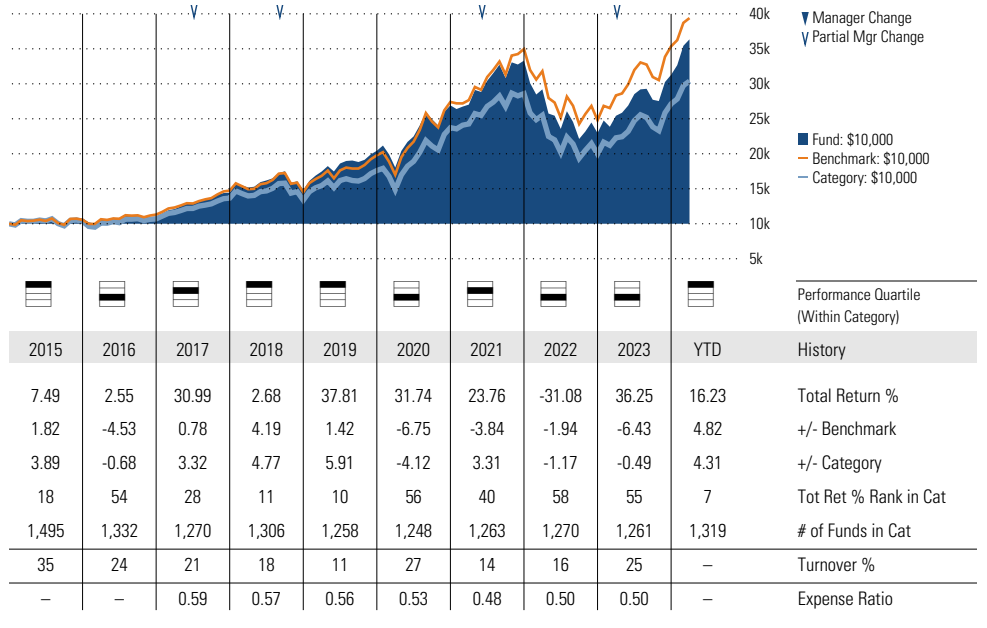
## Morningstar Investment Management LLC Analysis

This fund passes all of Morningstar Investment Management's quantitative screens. Morningstar Investment Management has also assessed the fund from a qualitative perspective and, as a fiduciary, is comfortable recommending the fund's use in retirement plans.

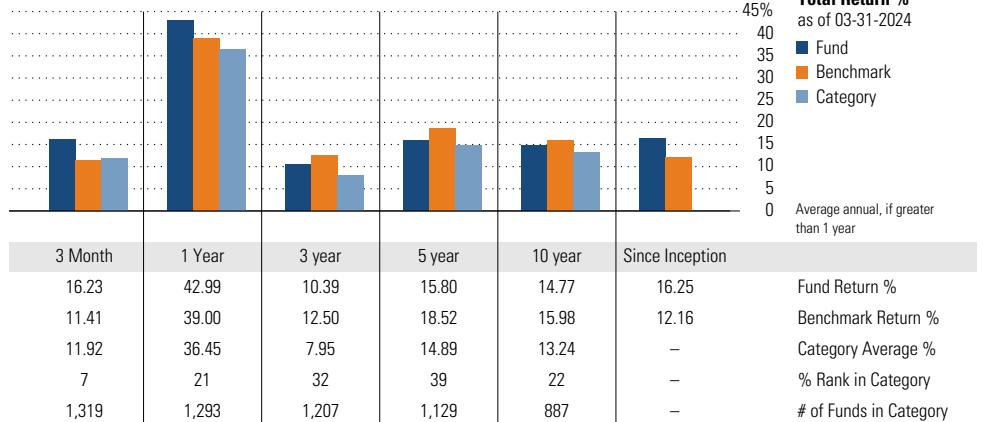
## ESG Metrics

Metric	Rating	Updated
Sustainability Rating	4	03-31-2024
Carbon Risk Score	Low Risk	12-31-2022
ESG Commitment	2-Basic	02-15-2022

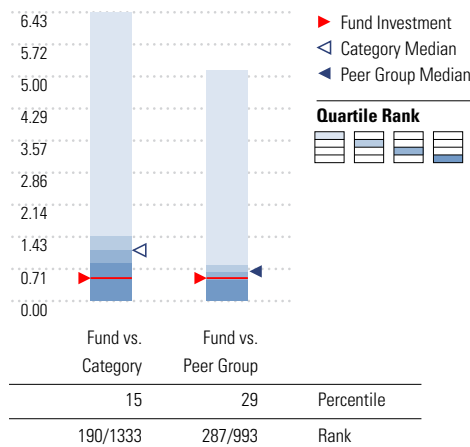
## Growth of \$10,000



## Trailing Performance



## Net Expense



Peer group is a subset of the category and includes funds with the same management style (active vs. passive) and similar share class characteristics.

## 3-Year Risk Metrics

Metric	Fund	Bmark	Cat
Alpha	-1.55	-	-4.06
Beta	0.97	-	0.99
R-Squared	97.01	-	92.99
Standard Deviation	20.75	21.06	21.63
Sharpe Ratio	0.44	0.53	0.34
Tracking Error	3.64	-	5.74
Information Ratio	-0.58	-	-0.81
Up Capture Ratio	95.37	-	91.24
Down Capture Ratio	100.83	-	104.54

## Portfolio Metrics

Metric	Fund	Bmark	Cat
Price/Earnings Ratio	39.51	33.46	34.39
Price/Book Ratio	9.72	11.23	9.06
Geom Avg Mkt Cap \$B	481.83	477.55	492.48
ROE	37.29	42.00	38.04

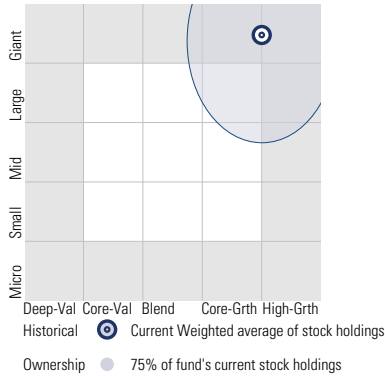
# MFS Growth R6 MFEKX

**Morningstar Category**  
Large Growth

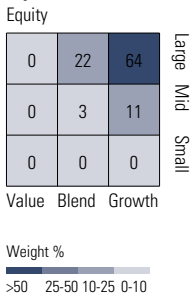
**Morningstar Index**  
Russell 1000 Growth TR USD

## Style Analysis as of 03-31-2024

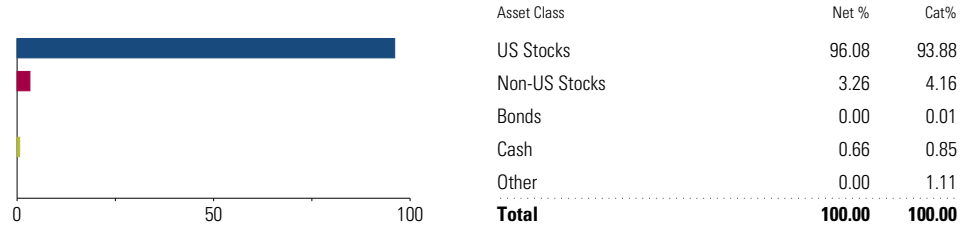
Morningstar Style Box™



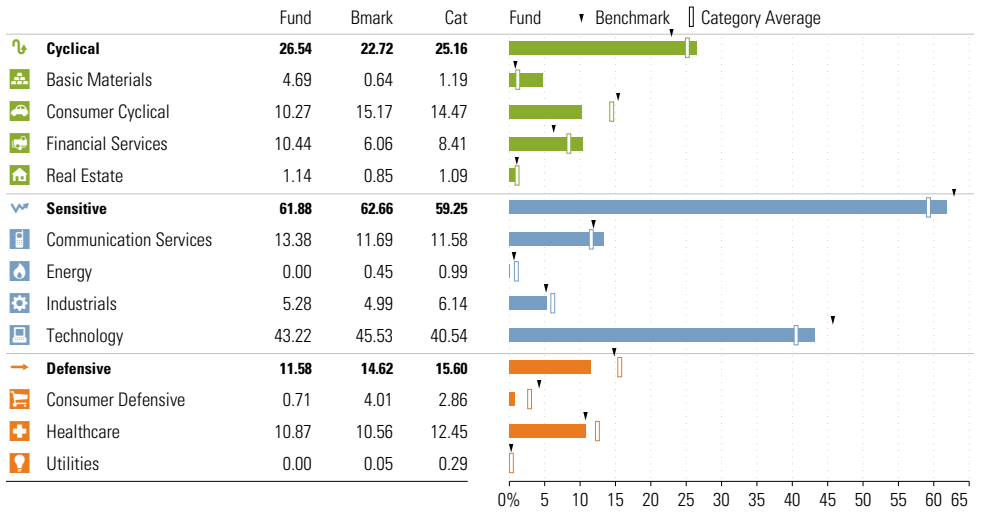
## Style Breakdown



## Asset Allocation as of 03-31-2024



## Sector Weighting as of 03-31-2024



## Top 15 Holdings as of 03-31-2024

Name	% Net Asset	Cumulative %	YTD Return %	Morningstar Sector
Microsoft Corp	14.03	14.03	-	Technology
NVIDIA Corp	9.17	23.20	-	Technology
Amazon.com Inc	6.73	29.93	-	Consumer Cyclical
Alphabet Inc Class A	5.91	35.84	-	Communication Svc
Meta Platforms Inc Class A	5.58	41.42	-	Communication Svc
Apple Inc	4.53	45.95	-	Technology
Mastercard Inc Class A	3.79	49.74	13.06	Financial Services
Visa Inc Class A	3.05	52.79	7.39	Financial Services
Eli Lilly and Co	2.91	55.70	33.68	Healthcare
Boston Scientific Corp	2.03	57.73	18.47	Healthcare
Vulcan Materials Co	1.91	59.64	20.43	Basic Materials
ASML Holding NV ADR	1.82	61.46	-	Technology
Cadence Design Systems Inc	1.77	63.23	-	Technology
Linde PLC	1.75	64.98	-	Basic Materials
Eaton Corp PLC	1.66	66.65	30.23	Industrials

**Total Holdings 65**

⊕ Increase ⊖ Decrease ✨ New to Portfolio



# PGIM Jennison Small Company R6 PJSQX

**Morningstar Category**  
Small Growth

**Morningstar Index**  
Russell 2000 Growth TR USD

## Portfolio Manager(s)

Jason Swiatek since 11-2013  
Jonathan Shapiro since 07-2018

## Quantitative Screens

✔ **Performance:** The fund has finished in the Small Growth category's top three quartiles in 8 of the 10 years it's been in existence.

✔ **Management:** The fund's management has been in place for 10.35 years.

✗ **Style:** The fund has landed in its primary style box — Small Growth — 18.18 % of the time over the past three years.

✔ **Net Expense:** The fund's expense ratio of 0.69 is 40.52% lower than the Small Growth category average.

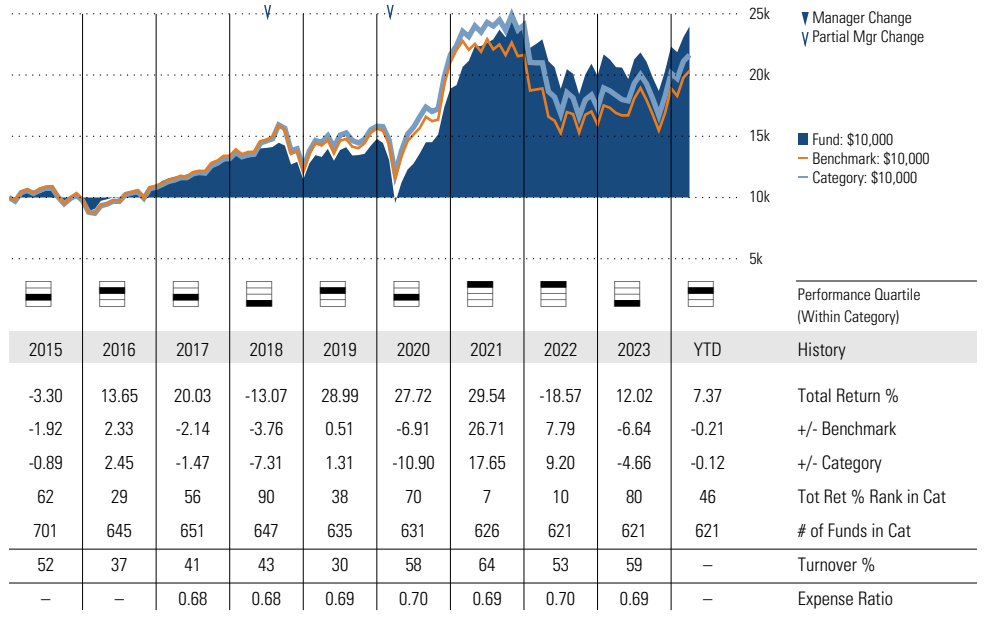
## Morningstar Investment Management LLC Analysis

This fund fails our style screen due to edging up into mid-cap territory but its portfolio positioning is consistent with the overall investment strategy.

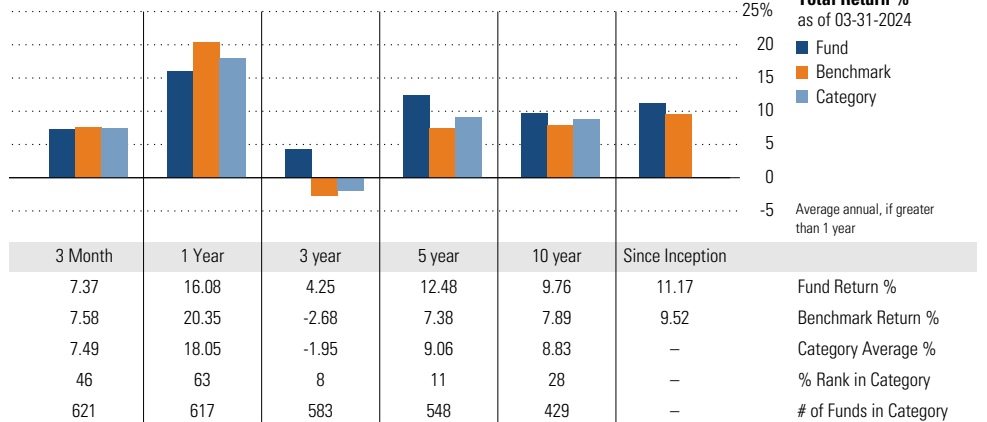
## ESG Metrics

Metric	Rating	Updated
Sustainability Rating	4	03-31-2024
Carbon Risk Score	Medium Risk	12-31-2022

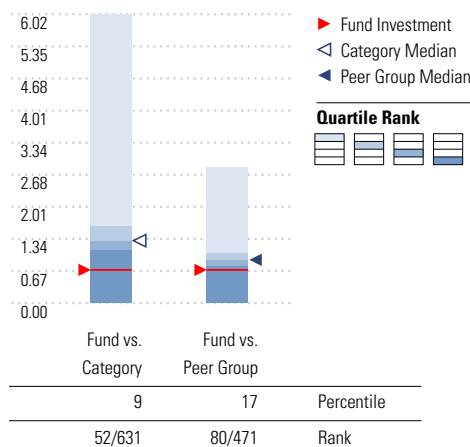
## Growth of \$10,000



## Trailing Performance



## Net Expense



Peer group is a subset of the category and includes funds with the same management style (active vs. passive) and similar share class characteristics.

## 3-Year Risk Metrics

Metric	Fund	Bmark	Cat
Alpha	6.22	-	0.20
Beta	0.81	-	0.94
R-Squared	87.68	-	90.95
Standard Deviation	19.44	22.41	22.03
Sharpe Ratio	0.16	-0.14	-0.12
Tracking Error	8.02	-	6.84
Information Ratio	0.86	-	0.10
Up Capture Ratio	96.73	-	94.79
Down Capture Ratio	76.19	-	94.60

## Portfolio Metrics

Metric	Fund	Bmark	Cat
Price/Earnings Ratio	18.02	21.70	28.60
Price/Book Ratio	2.51	4.07	4.00
Geom Avg Mkt Cap \$B	5.21	3.44	6.70
ROE	9.41	10.62	11.42

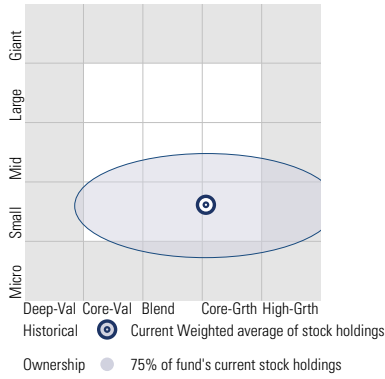
# PGIM Jennison Small Company R6 PJSQX

**Morningstar Category**  
Small Growth

**Morningstar Index**  
Russell 2000 Growth TR USD

## Style Analysis as of 03-31-2024

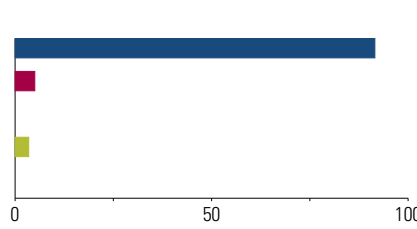
Morningstar Style Box™



## Style Breakdown



## Asset Allocation as of 03-31-2024



Asset Class	Net %	Cat%
US Stocks	91.54	92.68
Non-US Stocks	5.01	4.52
Bonds	0.00	0.01
Cash	3.46	1.71
Other	0.00	1.07
<b>Total</b>	<b>100.00</b>	<b>100.00</b>

## Sector Weighting as of 03-31-2024

	Fund	Bmark	Cat	Fund	Benchmark	Category Average
<b>Cyclical</b>	<b>39.67</b>	<b>21.58</b>	<b>24.59</b>			
Basic Materials	4.47	4.56	3.13			
Consumer Cyclical	11.93	9.98	10.98			
Financial Services	15.12	5.45	8.17			
Real Estate	8.15	1.59	2.31			
<b>Sensitive</b>	<b>40.91</b>	<b>50.24</b>	<b>50.31</b>			
Communication Services	0.54	1.76	1.37			
Energy	5.50	4.04	3.69			
Industrials	16.49	18.16	19.63			
Technology	18.38	26.28	25.62			
<b>Defensive</b>	<b>19.41</b>	<b>28.18</b>	<b>25.10</b>			
Consumer Defensive	5.24	4.97	4.45			
Healthcare	12.30	21.88	19.93			
Utilities	1.87	1.33	0.72			

## Top 15 Holdings as of 03-31-2024

Name	% Net Asset	Cumulative %	YTD Return %	Morningstar Sector
Prudential Govt Money Mkt Fd	3.64	3.64	-	-
Targa Resources Corp	2.20	5.83	-	Energy
Kirby Corp	2.03	7.86	-	Industrials
Performance Food Group Co	1.92	9.78	-	Consumer Defensive
Sprout Social Inc Class A	1.87	11.65	-	Technology
Saia Inc	1.86	13.51	-	Industrials
Markel Group Inc	1.81	15.32	-	Financial Services
East West Bancorp Inc	1.69	17.00	-	Financial Services
Churchill Downs Inc	1.60	18.61	-	Consumer Cyclical
Burlington Stores Inc	1.58	20.18	-	Consumer Cyclical
Gaming and Leisure Properties Inc	1.58	21.76	-	Real Estate
Shift4 Payments Inc Class A	1.57	23.34	-	Technology
Universal Display Corp	1.51	24.84	-	Technology
Constellium SE Class A	1.50	26.35	-	Basic Materials
KBR Inc	1.50	27.85	-	Industrials

**Total Holdings 129**

⊕ Increase ⊖ Decrease ✨ New to Portfolio

# PIMCO Income Instl PIMIX

**Morningstar Category**  
Multisector Bond

**Morningstar Index**  
Bloomberg US Universal TR USD

## Portfolio Manager(s)

Daniel Ivascyn since 03-2007  
Alfred Murata since 03-2013  
Joshua Anderson since 07-2018

## Quantitative Screens

✔ **Performance:** The fund has finished in the Multisector Bond category's top three quartiles in 9 of the 10 years it's been in existence.

✔ **Management:** The fund's management has been in place for 17.02 years.

Style Consistency is not calculated for Fixed Income funds.

✔ **Net Expense:** The fund's expense ratio of 0.62 is 36.73% lower than the Multisector Bond category average.

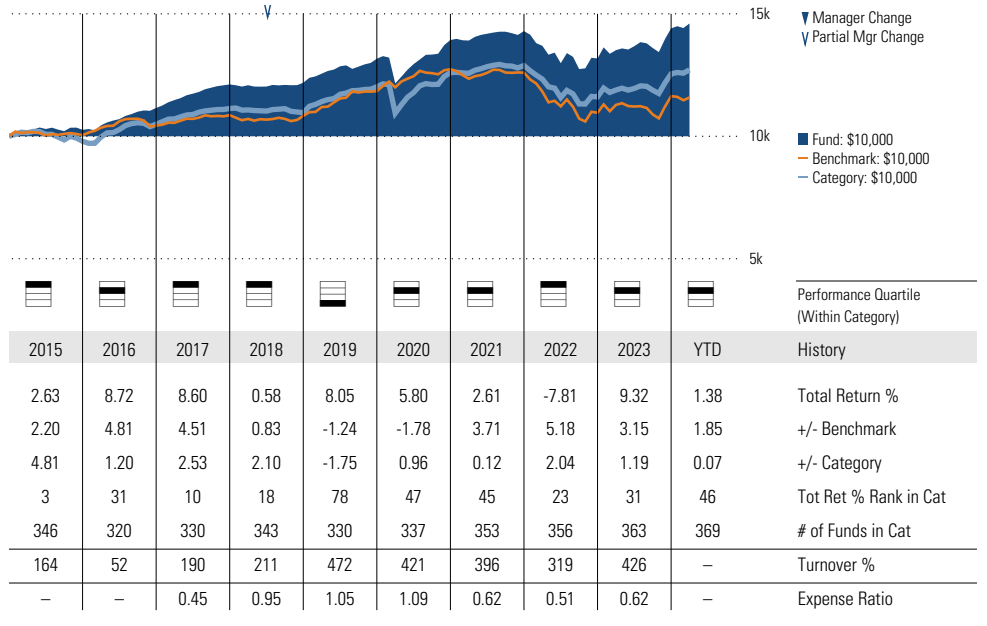
## Morningstar Investment Management LLC Analysis

This fund passes all of Morningstar Investment Management's quantitative screens. Morningstar Investment Management has also assessed the fund from a qualitative perspective and, as a fiduciary, is comfortable recommending the fund's use in retirement plans.

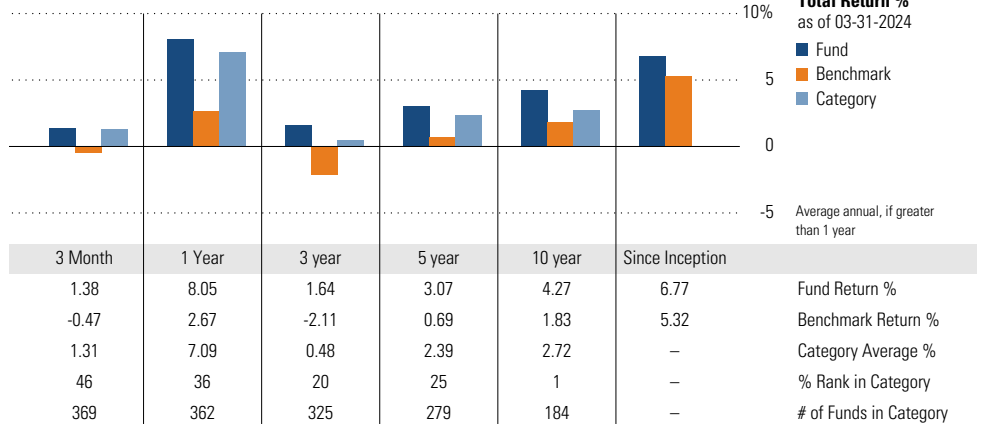
## ESG Metrics

Metric	Rating	Updated
Sustainability Rating	4	03-31-2024

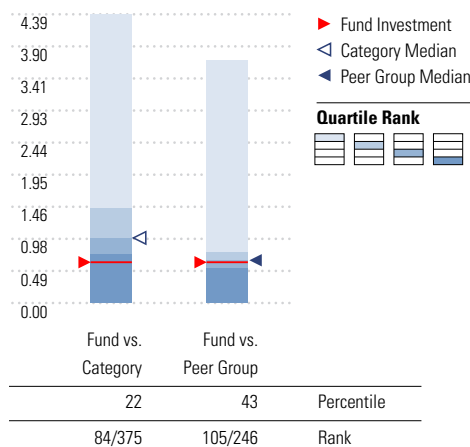
## Growth of \$10,000



## Trailing Performance



## Net Expense



## 3-Year Risk Metrics

Metric	Fund	Bmark	Cat
Alpha	3.36	-	2.01
Beta	0.82	-	0.78
R-Squared	85.61	-	77.04
Standard Deviation	6.30	7.15	6.35
Sharpe Ratio	-0.18	-0.68	-0.38
Tracking Error	2.73	-	3.54
Information Ratio	1.37	-	0.72
Up Capture Ratio	93.41	-	81.29
Down Capture Ratio	58.96	-	61.76

## Portfolio Metrics

Metric	Fund	Bmark	Cat
Avg Eff Duration	3.55	4.55	4.47
Avg Eff Maturity	5.31	7.69	7.19

Peer group is a subset of the category and includes funds with the same management style (active vs. passive) and similar share class characteristics.

# PIMCO Income Instl PIMIX

**Morningstar Category**  
Multisector Bond

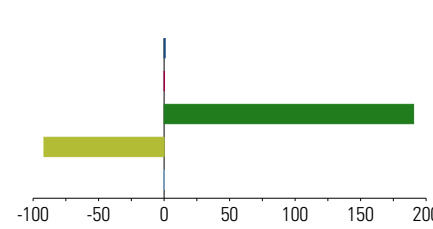
**Morningstar Index**  
Bloomberg US Universal TR USD

## Style Analysis as of 03-31-2024

### Style Breakdown



## Asset Allocation as of 03-31-2024

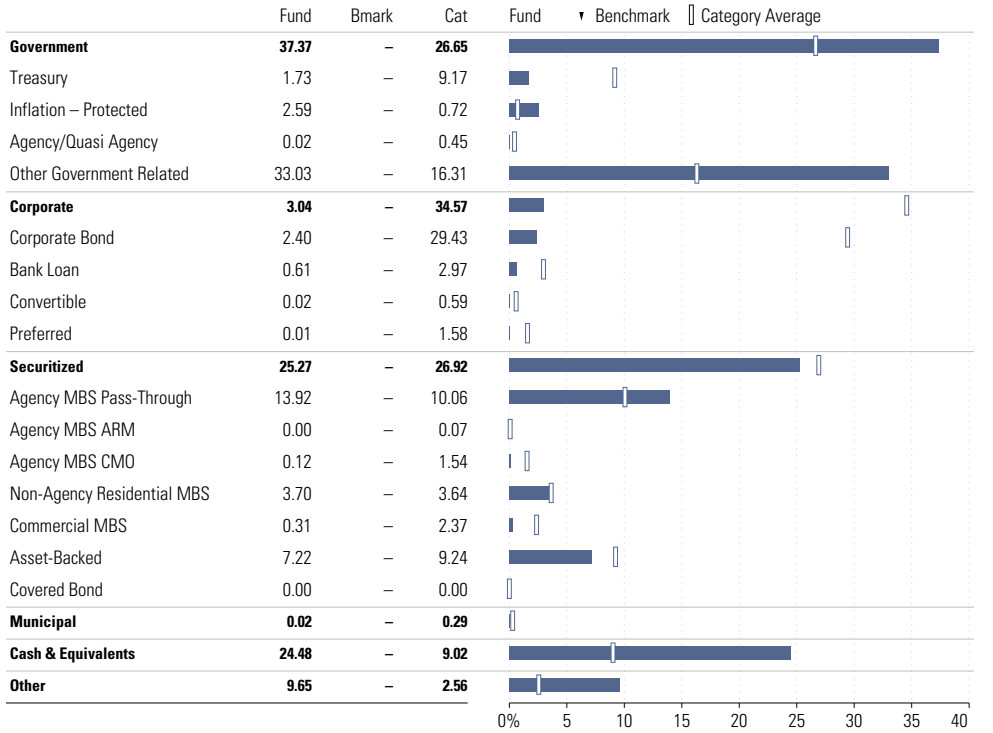


Asset Class	Net %	Cat%
US Stocks	0.81	1.19
Non-US Stocks	0.32	0.14
Bonds	190.45	107.11
Cash	-91.70	-4.46
Other	0.11	-3.97
<b>Total</b>	<b>100.00</b>	<b>100.00</b>

### Credit Rating Breakdown

	Fund	Bmark	Cat
AAA	60.28	67.64	18.43
AA	7.84	3.23	10.57
A	3.89	10.03	8.96
BBB	11.61	10.89	26.23
BB	5.90	3.19	18.07
B	3.51	3.64	9.92
Below B	6.97	1.38	2.89
Not Rated	0.00	0.00	4.94

## Sector Weighting as of 03-31-2024



## Top 0 Holdings as of 03-31-2024

Name	Maturity Date	% Net Asset	Cumulative %	Fixed Income Sector
<b>Total Holdings 0</b>				

⊕ Increase ⊖ Decrease ✱ New to Portfolio

# Vanguard 500 Index Admiral VFIAX

**Morningstar Category**  
Large Blend

**Morningstar Index**  
S&P 500 TR USD

## Portfolio Manager(s)

Michelle Louie since 11-2017  
Nick Birkett since 08-2023  
Aaron Choi since 08-2023

## Quantitative Screens

✔ **Performance:** The fund has finished in the Large Blend category's top three quartiles in 10 of the 10 years it's been in existence.

✔ **Management:** The fund's management has been in place for 6.34 years.

✔ **Style:** The fund has landed in its primary style box — Large Blend — 90.91 % of the time over the past three years.

✔ **Net Expense:** The fund's expense ratio of 0.04 is 94.67% lower than the Large Blend category average.

## Morningstar Investment Management LLC Analysis

This fund passes all of Morningstar Investment Management's quantitative screens. Morningstar Investment Management has also assessed the fund from a qualitative perspective and, as a fiduciary, is comfortable recommending the fund's use in retirement plans.

## ESG Metrics

Metric	Rating	Updated
Sustainability Rating	3	03-31-2024
Carbon Risk Score	Low Risk	12-31-2022
ESG Commitment	1-Low	02-15-2022

## Growth of \$10,000



## Trailing Performance



## Net Expense



Peer group is a subset of the category and includes funds with the same management style (active vs. passive) and similar share class characteristics.

## 3-Year Risk Metrics

	Fund	Bmark	Cat
Alpha	-0.04	-	-0.96
Beta	1.00	-	0.94
R-Squared	100.00	-	94.59
Standard Deviation	17.60	17.60	16.99
Sharpe Ratio	0.54	0.54	0.45
Tracking Error	0.00	-	3.62
Information Ratio	-11.57	-	-1.36
Up Capture Ratio	99.91	-	92.17
Down Capture Ratio	100.07	-	96.02

## Portfolio Metrics

	Fund	Bmark	Cat
Price/Earnings Ratio	25.56	24.84	24.56
Price/Book Ratio	4.49	4.36	5.06
Geom Avg Mkt Cap \$B	274.60	270.11	347.16
ROE	32.24	32.68	33.81

# Vanguard 500 Index Admiral VFIAX

**Morningstar Category**  
Large Blend

**Morningstar Index**  
S&P 500 TR USD

## Style Analysis as of 03-31-2024

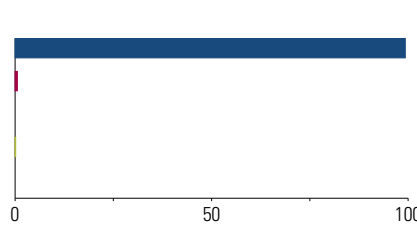
Morningstar Style Box™



## Style Breakdown

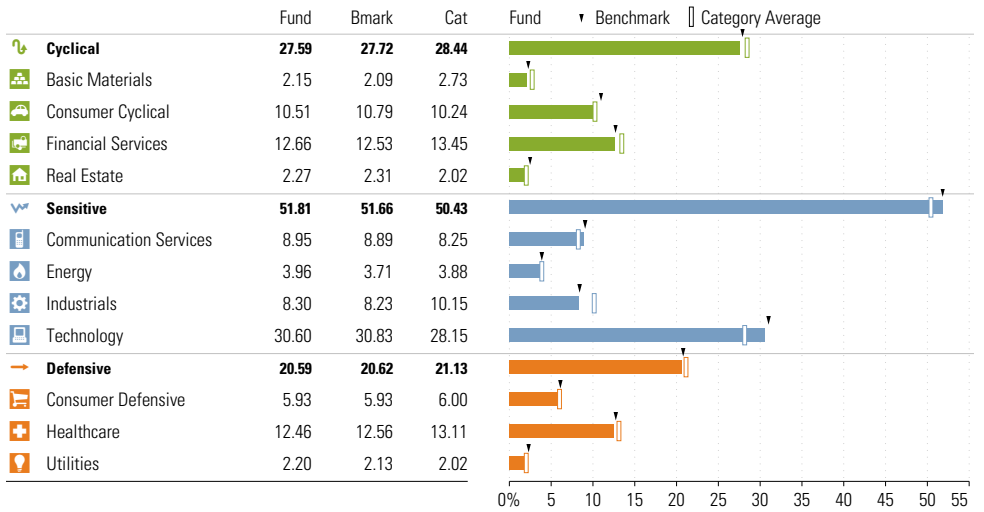


## Asset Allocation as of 03-31-2024



Asset Class	Net %	Cat%
US Stocks	99.28	95.21
Non-US Stocks	0.57	2.49
Bonds	0.00	-0.24
Cash	0.15	1.49
Other	0.00	1.06
<b>Total</b>	<b>100.00</b>	<b>100.00</b>

## Sector Weighting as of 03-31-2024



## Top 15 Holdings as of 03-31-2024

Name	% Net Asset	Cumulative %	YTD Return %	Morningstar Sector
⊕ Microsoft Corp	7.09	7.09	-	Technology
⊕ Apple Inc	5.64	12.73	-	Technology
⊕ NVIDIA Corp	5.06	17.79	-	Technology
⊕ Amazon.com Inc	3.74	21.52	-	Consumer Cyclical
⊕ Meta Platforms Inc Class A	2.42	23.95	-	Communication Svc
⊕ Alphabet Inc Class A	2.02	25.96	-	Communication Svc
⊕ Berkshire Hathaway Inc Class B	1.73	27.70	-	Financial Services
⊖ Alphabet Inc Class C	1.70	29.40	-	Communication Svc
⊕ Eli Lilly and Co	1.41	30.80	-	Healthcare
⊕ Broadcom Inc	1.32	32.13	-	Technology
⊕ JPMorgan Chase & Co	1.31	33.44	-	Financial Services
⊕ Tesla Inc	1.10	34.54	-29.25	Consumer Cyclical
⊕ Exxon Mobil Corp	1.05	35.59	-	Energy
⊕ UnitedHealth Group Inc	1.04	36.63	-	Healthcare
⊕ Visa Inc Class A	0.99	37.62	-	Financial Services

**Total Holdings 508**

⊕ Increase ⊖ Decrease ✨ New to Portfolio

# Vanguard Developed Markets Index Admiral VTMGX

**Morningstar Category**  
Foreign Large Blend

**Morningstar Index**  
MSCI ACWI Ex USA NR USD

## Portfolio Manager(s)

Christine Franquin since 02-2013  
Michael Perre since 11-2017

## Quantitative Screens

✔ **Performance:** The fund has finished in the Foreign Large Blend category's top three quartiles in 10 of the 10 years it's been in existence.

✔ **Management:** The fund's management has been in place for 11.11 years.

✔ **Style:** The fund has landed in its primary style box — Large Blend — 100 % of the time over the past three years.

✔ **Net Expense:** The fund's expense ratio of 0.07 is 91.95% lower than the Foreign Large Blend category average.

## Morningstar Investment Management LLC Analysis

This fund passes all of Morningstar Investment Management's quantitative screens. Morningstar Investment Management has also assessed the fund from a qualitative perspective and, as a fiduciary, is comfortable recommending the fund's use in retirement plans.

## ESG Metrics

Metric	Rating	Updated
Sustainability Rating	2	03-31-2024
Carbon Risk Score	Low Risk	12-31-2022
ESG Commitment	1-Low	02-15-2022

## Growth of \$10,000



## Trailing Performance



## Net Expense



Peer group is a subset of the category and includes funds with the same management style (active vs. passive) and similar share class characteristics.

## 3-Year Risk Metrics

Metric	Fund	Bmark	Cat
Alpha	1.96	-	0.84
Beta	1.07	-	1.01
R-Squared	97.03	-	93.34
Standard Deviation	17.90	16.42	17.25
Sharpe Ratio	0.14	0.02	0.07
Tracking Error	3.32	-	4.44
Information Ratio	0.61	-	0.22
Up Capture Ratio	114.56	-	105.47
Down Capture Ratio	106.51	-	102.40

## Portfolio Metrics

Metric	Fund	Bmark	Cat
Price/Earnings Ratio	15.54	15.34	15.88
Price/Book Ratio	1.71	1.81	1.94
Geom Avg Mkt Cap \$B	34.22	49.00	59.06
ROE	16.63	17.61	19.98

# Vanguard Developed Markets Index Admiral VTMGX

**Morningstar Category**  
Foreign Large Blend

**Morningstar Index**  
MSCI ACWI Ex USA NR USD

## Style Analysis as of 03-31-2024

Morningstar Style Box™



## Style Breakdown



## Asset Allocation as of 03-31-2024



Asset Class	Net %	Cat%
US Stocks	1.22	3.59
Non-US Stocks	96.62	93.96
Bonds	0.00	0.67
Cash	1.99	0.52
Other	0.18	1.26
<b>Total</b>	<b>100.00</b>	<b>100.00</b>

## Sector Weighting as of 03-31-2024



## World Regions % Equity 03-31-2024



Region	Fund %	Cat %	Region	Fund %	Cat %	Region	Fund %	Cat %	Market Maturity	Fund %
Greater Asia	36.14	34.61	Americas	10.40	8.86	Greater Europe	53.46	56.52	Developed Markets	99.42
Japan	22.07	19.30	North America	10.38	7.63	United Kingdom	11.56	13.36	Emerging Markets	0.58
Australasia	6.73	4.69	Central/Latin	0.02	1.23	W euro-ex UK	40.93	42.23	Not Available	0.00
Asia-4 Tigers	7.17	6.32				Emrgng Europe	0.37	0.09		
Asia-ex 4 Tigers	0.17	4.30				Africa	0.60	0.84		
Not Classified	0.00	0.00								

## Top 10 Holdings as of 03-31-2024

Name	% Net Asset	Cumulative %	YTD Return %	Morningstar Sector
⊖ Novo Nordisk A/S Class B	1.70	1.70	—	Healthcare
⊕ ASML Holding NV	1.64	3.33	—	Technology
⊕ Slcmt1142	1.52	4.85	—	—
⊕ Toyota Motor Corp	1.29	6.14	—	Consumer Cyclical
⊕ Samsung Electronics Co Ltd	1.22	7.37	—	Technology
⊕ Nestle SA	1.21	8.58	—	Consumer Defensive
⊕ Lvmh Moet Hennessy Louis Vuitton SE	0.95	9.53	—	Consumer Cyclical
⊖ Shell PLC	0.92	10.46	—	Energy
⊕ SAP SE	0.91	11.37	—	Technology
⊕ Novartis AG Registered Shares	0.86	12.23	—	Healthcare

**Total Holdings 4059**

⊕ Increase ⊖ Decrease ✱ New to Portfolio



# Vanguard Inflation-Protected Secs Adm VAIPX

**Morningstar Category**  
Inflation-Protected Bond

**Morningstar Index**  
Bloomberg US Treasury US TIPS TR USD

## Portfolio Manager(s)

John Madziyire since 11-2021

## Quantitative Screens

✔ **Performance:** The fund has finished in the Inflation-Protected Bond category's top three quartiles in 10 of the 10 years it's been in existence.

✘ **Management:** The fund's management team has been in place for less than three years.

Style Consistency is not calculated for Fixed Income funds.

✔ **Net Expense:** The fund's expense ratio of 0.1 is 83.87% lower than the Inflation-Protected Bond category average.

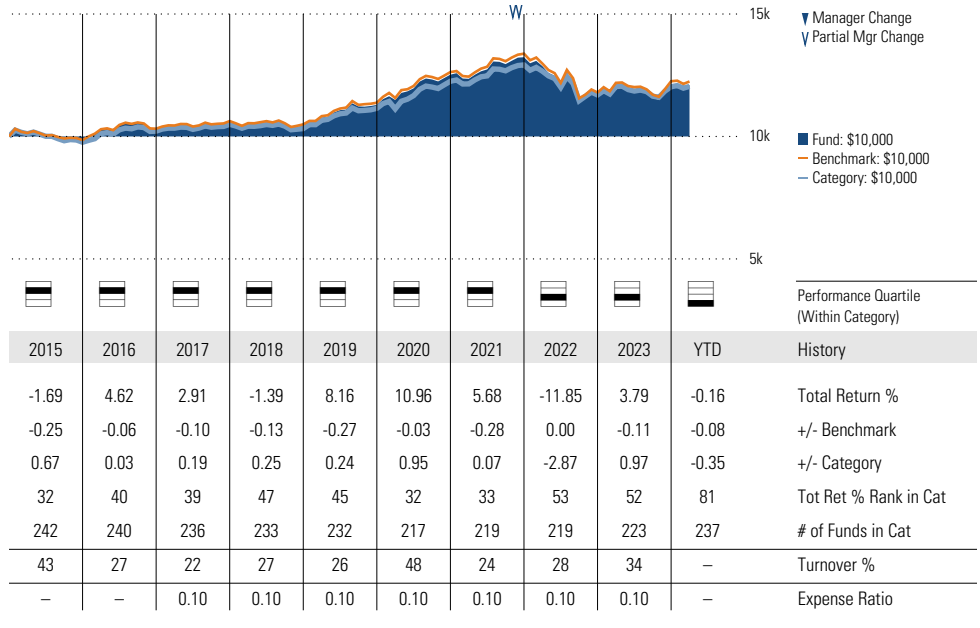
## Morningstar Investment Management LLC Analysis

This fund fails the manager tenure screen; however, the current manager has earned results consistent with those of his predecessor.

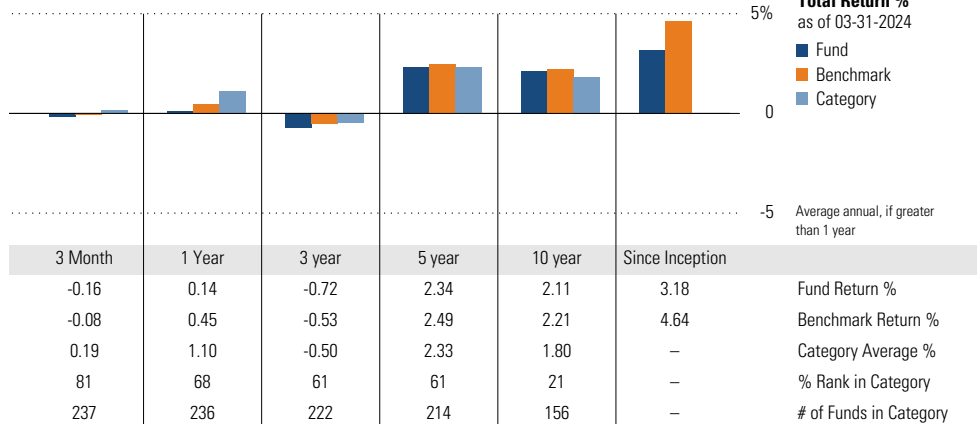
## ESG Metrics

Metric	Rating	Updated
Sustainability Rating	3	03-31-2024

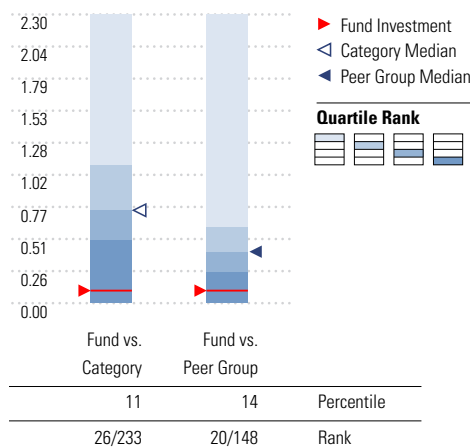
## Growth of \$10,000



## Trailing Performance



## Net Expense



Peer group is a subset of the category and includes funds with the same management style (active vs. passive) and similar share class characteristics.

## 3-Year Risk Metrics

Metric	Fund	Bmark	Cat
Alpha	-0.17	-	-0.36
Beta	0.99	-	0.97
R-Squared	99.75	-	95.52
Standard Deviation	7.09	7.15	7.13
Sharpe Ratio	-0.47	-0.45	-0.48
Tracking Error	0.36	-	1.65
Information Ratio	-0.43	-	-0.48
Up Capture Ratio	98.29	-	94.67
Down Capture Ratio	100.02	-	98.67

## Portfolio Metrics

Metric	Fund	Bmark	Cat
Avg Eff Duration	6.72	4.52	6.27
Avg Eff Maturity	7.20	-	7.18

# Vanguard Inflation-Protected Secs Adm VAIPX

**Morningstar Category**  
Inflation-Protected Bond

**Morningstar Index**  
Bloomberg US Treasury US TIPS TR USD

## Style Analysis as of 03-31-2024

### Style Breakdown



## Asset Allocation as of 03-31-2024



Asset Class	Net %	Cat%
US Stocks	0.00	0.23
Non-US Stocks	0.00	0.00
Bonds	99.92	96.30
Cash	0.08	2.92
Other	0.00	0.55
<b>Total</b>	<b>100.00</b>	<b>100.00</b>

### Credit Rating Breakdown

	Fund	Bmark	Cat
AAA	99.87	0.00	29.65
AA	0.00	99.60	67.50
A	0.00	0.00	0.83
BBB	0.00	0.00	1.33
BB	0.00	0.00	0.04
B	0.00	0.00	0.01
Below B	0.00	0.00	0.11
Not Rated	0.13	0.40	0.53

## Sector Weighting as of 03-31-2024



## Top 10 Holdings as of 03-31-2024

Name	Maturity Date	% Net Asset	Cumulative %	Fixed Income Sector
⊕ United States Treasury Notes	-	4.13	4.13	-
⊕ United States Treasury Notes	-	3.77	7.89	-
⊕ United States Treasury Notes	-	3.70	11.59	-
⊖ United States Treasury Notes	-	3.56	15.15	-
⊖ United States Treasury Notes	-	3.55	18.70	-
⊖ United States Treasury Notes	-	3.52	22.22	-
⊕ United States Treasury Notes	-	3.37	25.59	-
United States Treasury Notes	-	3.30	28.89	-
⊖ United States Treasury Notes	-	3.27	32.16	-
⊕ United States Treasury Notes	-	3.25	35.41	-

**Total Holdings 50**

⊕ Increase ⊖ Decrease ✱ New to Portfolio

# Vanguard Mid Cap Index Admiral VIMAX

Morningstar Category

Mid-Cap Blend

Morningstar Index

Russell Mid Cap TR USD

## Portfolio Manager(s)

Awais Khan since 07-2021  
Aurélie Denis since 02-2023  
Aaron Choi since 08-2023

## Quantitative Screens

✔ **Performance:** The fund has finished in the Mid-Cap Blend category's top three quartiles in 9 of the 10 years it's been in existence.

✘ **Management:** The fund's management team has been in place for less than three years.

✔ **Style:** The fund has landed in its primary style box — Mid-Cap Blend — 100 % of the time over the past three years.

✔ **Net Expense:** The fund's expense ratio of 0.05 is 94.05% lower than the Mid-Cap Blend category average.

## Morningstar Investment Management LLC Analysis

This fund fails the manager tenure screen due to the retirement of a long-serving manager. Since this is a team-managed index fund, we are not concerned about the change.

## ESG Metrics

Metric	Rating	Updated
Sustainability Rating	4	03-31-2024
Carbon Risk Score	Medium Risk	12-31-2022
ESG Commitment	1-Low	02-15-2022

## Growth of \$10,000



## Trailing Performance



## Net Expense



Peer group is a subset of the category and includes funds with the same management style (active vs. passive) and similar share class characteristics.

## 3-Year Risk Metrics

Metric	Fund	Bmark	Cat
Alpha	-0.27	-	0.04
Beta	0.99	-	0.96
R-Squared	99.55	-	93.64
Standard Deviation	19.30	19.50	19.30
Sharpe Ratio	0.23	0.25	0.24
Tracking Error	1.32	-	4.88
Information Ratio	-0.27	-	-0.07
Up Capture Ratio	98.61	-	94.49
Down Capture Ratio	99.67	-	94.51

## Portfolio Metrics

Metric	Fund	Bmark	Cat
Price/Earnings Ratio	22.13	19.71	20.29
Price/Book Ratio	3.08	2.83	2.96
Geom Avg Mkt Cap \$B	31.24	20.88	13.02
ROE	18.69	17.64	20.39

# Vanguard Mid Cap Index Admiral VIMAX

Morningstar Category

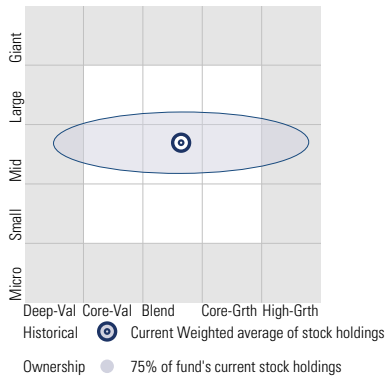
Mid-Cap Blend

Morningstar Index

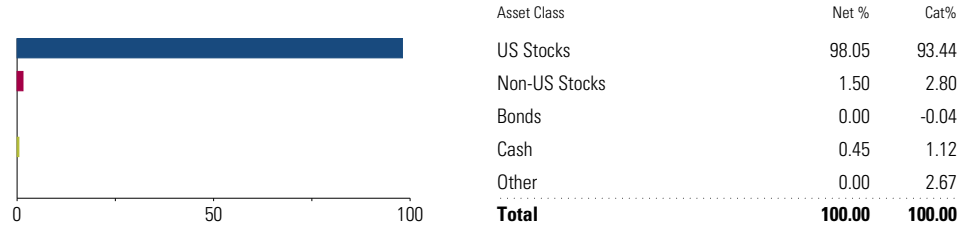
Russell Mid Cap TR USD

## Style Analysis as of 03-31-2024

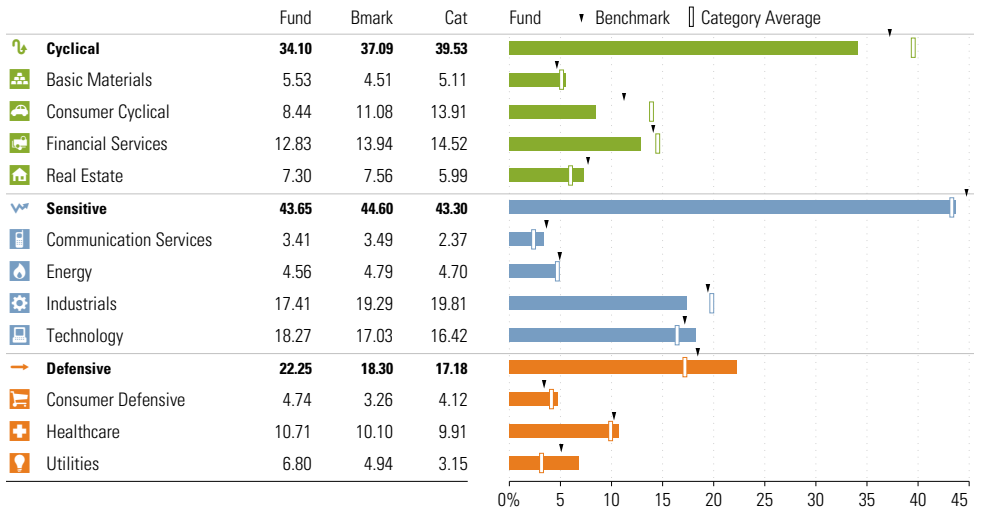
Morningstar Style Box™



## Asset Allocation as of 03-31-2024



## Sector Weighting as of 03-31-2024



## Style Breakdown



## Top 15 Holdings as of 03-31-2024

Name	% Net Asset	Cumulative %	YTD Return %	Morningstar Sector
Amphenol Corp Class A	0.90	0.90	-	Technology
TransDigm Group Inc	0.85	1.75	-	Industrials
PACCAR Inc	0.85	2.60	-	Industrials
Cintas Corp	0.77	3.37	-	Industrials
Constellation Energy Corp	0.77	4.14	-	Utilities
Motorola Solutions Inc	0.77	4.90	-	Technology
Arthur J. Gallagher & Co	0.71	5.61	-	Financial Services
DexCom Inc	0.70	6.31	-	Healthcare
Welltower Inc	0.69	7.00	-	Real Estate
Copart Inc	0.65	7.65	-	Industrials
Super Micro Computer Inc	0.65	8.30	-	Technology
Carrier Global Corp Ordinary Shares	0.65	8.95	-	Industrials
D.R. Horton Inc	0.64	9.59	-	Consumer Cyclical
Nucor Corp	0.63	10.22	-	Basic Materials
Microchip Technology Inc	0.63	10.85	-	Technology

Total Holdings 331

⊕ Increase ⊖ Decrease ✨ New to Portfolio

# Vanguard Real Estate Index Admiral VGSLX

**Morningstar Category**  
Real Estate

**Morningstar Index**  
S&P United States REIT TR USD

## Portfolio Manager(s)

Gerard O'Reilly since 05-1996

Walter Nejman since 05-2016

## Quantitative Screens

✔ **Performance:** The fund has finished in the Real Estate category's top three quartiles in 10 of the 10 years it's been in existence.

✔ **Management:** The fund's management has been in place for 27.9 years.

✔ **Style:** The fund has landed in its primary style box — Mid-Cap Blend — 90.91 % of the time over the past three years.

✔ **Net Expense:** The fund's expense ratio of 0.12 is 88.68% lower than the Real Estate category average.

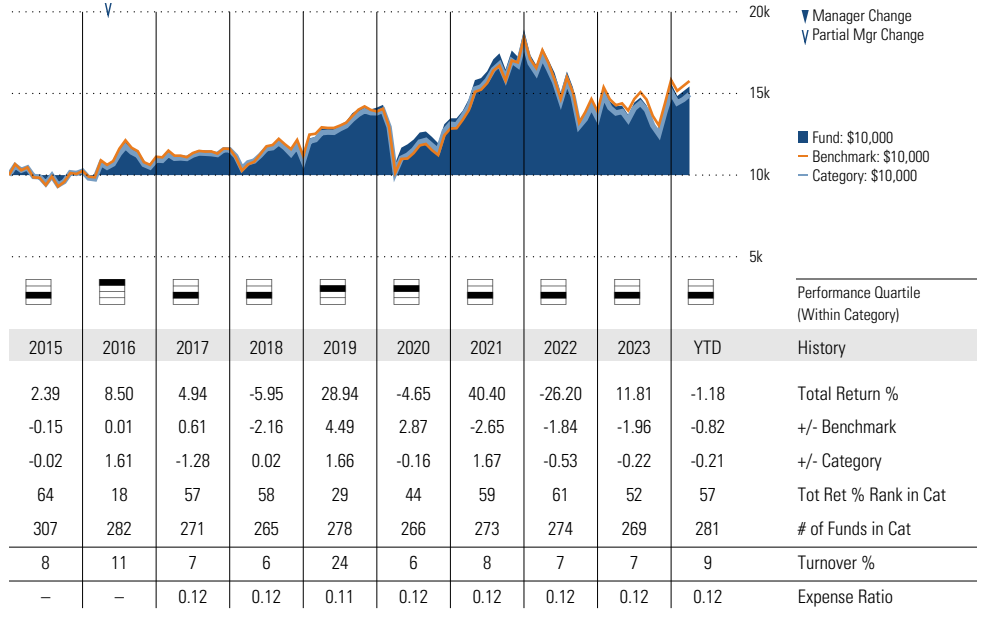
## Morningstar Investment Management LLC Analysis

This fund passes all of Morningstar Investment Management's quantitative screens. Morningstar Investment Management has also assessed the fund from a qualitative perspective and, as a fiduciary, is comfortable recommending the fund's use in retirement plans.

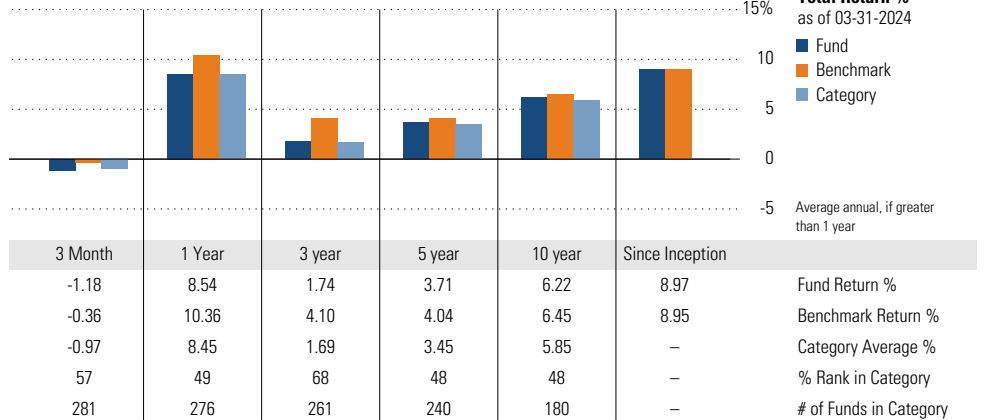
## ESG Metrics

Metric	Rating	Updated
Sustainability Rating	3	03-31-2024
Carbon Risk Score	Low Risk	12-31-2022
ESG Commitment	1-Low	02-15-2022

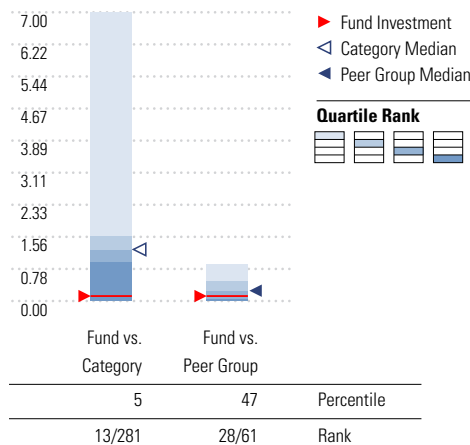
## Growth of \$10,000



## Trailing Performance



## Net Expense



Peer group is a subset of the category and includes funds with the same management style (active vs. passive) and similar share class characteristics.

## 3-Year Risk Metrics

Metric	Fund	Bmark	Cat
Alpha	-2.31	-	-1.78
Beta	1.02	-	0.96
R-Squared	98.78	-	95.06
Standard Deviation	21.76	21.16	20.78
Sharpe Ratio	0.05	0.15	0.06
Tracking Error	2.45	-	4.12
Information Ratio	-0.96	-	-0.55
Up Capture Ratio	98.44	-	92.99
Down Capture Ratio	105.86	-	98.86

## Portfolio Metrics

Metric	Fund	Bmark	Cat
Price/Earnings Ratio	32.79	38.46	30.40
Price/Book Ratio	2.36	2.42	2.43
Geom Avg Mkt Cap \$B	23.92	9.35	34.75
ROE	12.67	9.56	16.19

# Vanguard Real Estate Index Admiral VGSLX

**Morningstar Category**  
Real Estate

**Morningstar Index**  
S&P United States REIT TR USD

## Style Analysis as of 03-31-2024

Morningstar Style Box™



## Style Breakdown



## Asset Allocation as of 03-31-2024



Asset Class	Net %	Cat%
US Stocks	99.29	84.21
Non-US Stocks	0.02	1.44
Bonds	0.00	3.07
Cash	0.69	3.39
Other	0.00	7.90
<b>Total</b>	<b>100.00</b>	<b>100.00</b>

## Sector Weighting as of 03-31-2024

	Fund	Bmark	Cat	Fund	Benchmark	Category Average
<b>Cyclical</b>	<b>99.25</b>	<b>99.13</b>	<b>99.05</b>			
Basic Materials	0.00	0.00	0.22			
Consumer Cyclical	0.00	0.13	1.92			
Financial Services	0.00	0.00	0.45			
Real Estate	99.25	99.00	96.46			
<b>Sensitive</b>	<b>0.75</b>	<b>0.87</b>	<b>0.80</b>			
Communication Services	0.75	0.00	0.25			
Energy	0.00	0.00	0.06			
Industrials	0.00	0.87	0.29			
Technology	0.00	0.00	0.20			
<b>Defensive</b>	<b>0.00</b>	<b>0.00</b>	<b>0.16</b>			
Consumer Defensive	0.00	0.00	0.06			
Healthcare	0.00	0.00	0.05			
Utilities	0.00	0.00	0.05			

## Top 15 Holdings as of 03-31-2024

Name	% Net Asset	Cumulative %	YTD Return %	Morningstar Sector
⊕ Vanguard Real Estate II Index	13.03	13.03	-	-
⊕ Prologis Inc	7.59	20.62	-	Real Estate
⊕ American Tower Corp	5.81	26.43	-	Real Estate
⊕ Equinix Inc	4.89	31.32	-	Real Estate
⊕ Simon Property Group Inc	3.22	34.54	-	Real Estate
⊕ Welltower Inc	3.15	37.70	-	Real Estate
⊕ Public Storage	2.90	40.59	-	Real Estate
⊕ Crown Castle Inc	2.90	43.49	-	Real Estate
⊕ Realty Income Corp	2.84	46.33	-	Real Estate
⊕ Digital Realty Trust Inc	2.67	49.00	-	Real Estate
⊕ CoStar Group Inc	2.49	51.48	-	Real Estate
⊕ Extra Space Storage Inc	1.96	53.44	-	Real Estate
⊕ CBRE Group Inc Class A	1.87	55.31	-	Real Estate
⊕ VICI Properties Inc Ordinary Shares	1.79	57.10	-	Real Estate
⊕ AvalonBay Communities Inc	1.66	58.76	-	Real Estate

**Total Holdings 162**

⊕ Increase ⊖ Decrease ✨ New to Portfolio

# Vanguard Target Retirement 2020 Fund VTWNX

**Morningstar Category**  
Target-Date 2020

**Morningstar Index**  
Morningstar Lifetime Mod 2020 TR USD

## Portfolio Manager(s)

Walter Nejman since 02-2013  
Aurélie Denis since 02-2023  
Michael Roach since 02-2023  
Roger Aliaga-Diaz since 02-2023

## Quantitative Screens

✔ **Performance:** The fund has finished in the Target-Date 2020 category's top three quartiles in 10 of the 10 years it's been in existence.

✔ **Management:** The fund's management has been in place for 11.11 years.

✔ **Style:** The fund has landed in its primary style box — Large Blend — 100 % of the time over the past three years.

✔ **Net Expense:** The fund's expense ratio of 0.08 is 86.21% lower than the Target-Date 2020 category average.

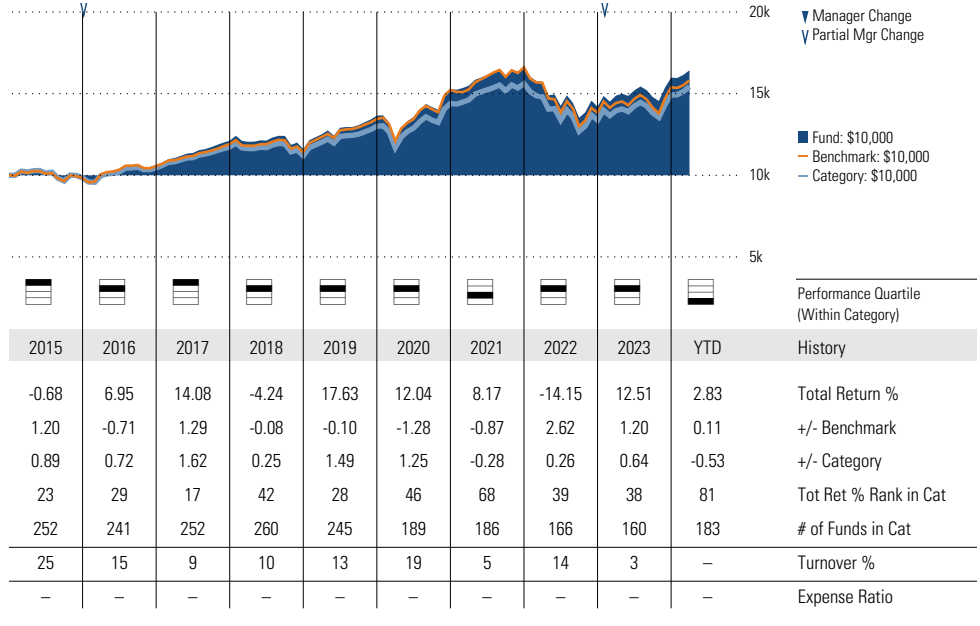
## Morningstar Investment Management LLC Analysis

This fund passes all of Morningstar Investment Management's quantitative screens. Morningstar Investment Management has also assessed the fund from a qualitative perspective and, as a fiduciary, is comfortable recommending the fund's use in retirement plans.

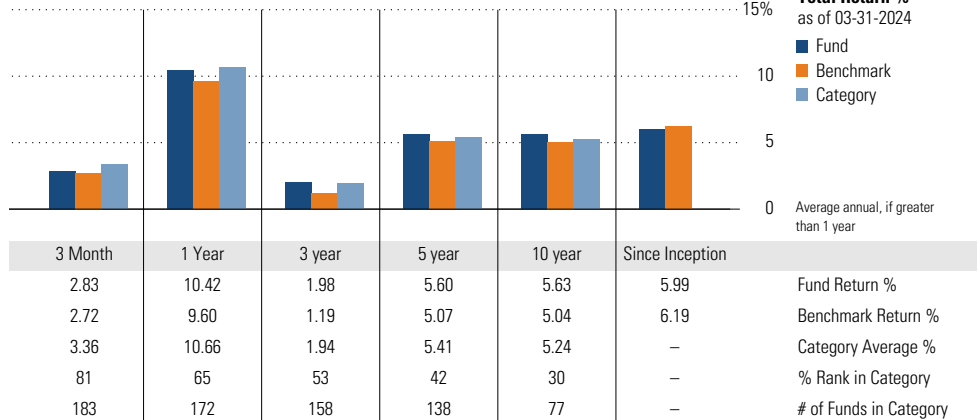
## ESG Metrics

Metric	Rating	Updated
Sustainability Rating	3	03-31-2024
ESG Commitment	1-Low	02-15-2022

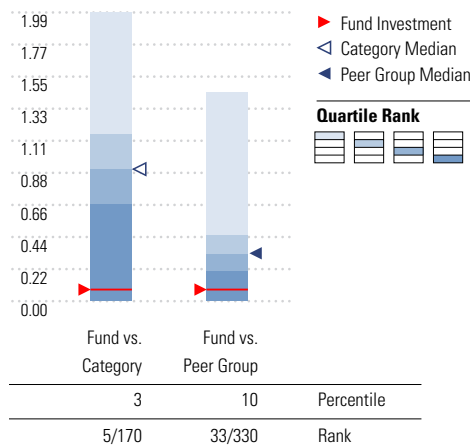
## Growth of \$10,000



## Trailing Performance



## Net Expense



Peer group is a subset of the category and includes funds with the same management style (active vs. passive) and similar share class characteristics.

## 3-Year Risk Metrics

	Fund	Bmark	Cat
Alpha	0.87	-	0.82
Beta	0.86	-	0.88
R-Squared	98.85	-	98.29
Standard Deviation	10.08	11.68	10.33
Sharpe Ratio	-0.05	-0.09	-0.05
Tracking Error	1.98	-	2.07
Information Ratio	0.40	-	0.39
Up Capture Ratio	89.17	-	90.84
Down Capture Ratio	83.76	-	85.78

## Portfolio Metrics

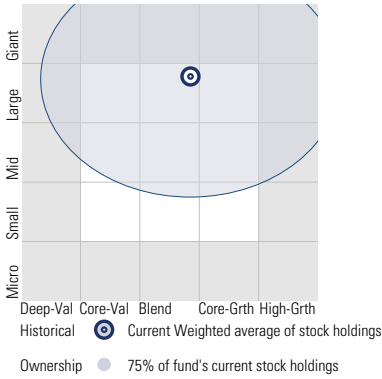
	Fund	Bmark	Cat
Price/Earnings Ratio	19.71	19.71	20.66
Price/Book Ratio	2.62	2.62	2.85
Avg Eff Duration	5.64	-	5.09

# Vanguard Target Retirement 2020 Fund VTWNX

**Morningstar Category**  
Target-Date 2020

**Morningstar Index**  
Morningstar Lifetime Mod 2020 TR USD

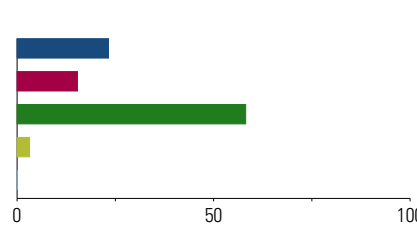
**Style Analysis** as of 03-31-2024  
Morningstar Style Box™



**Style Breakdown**

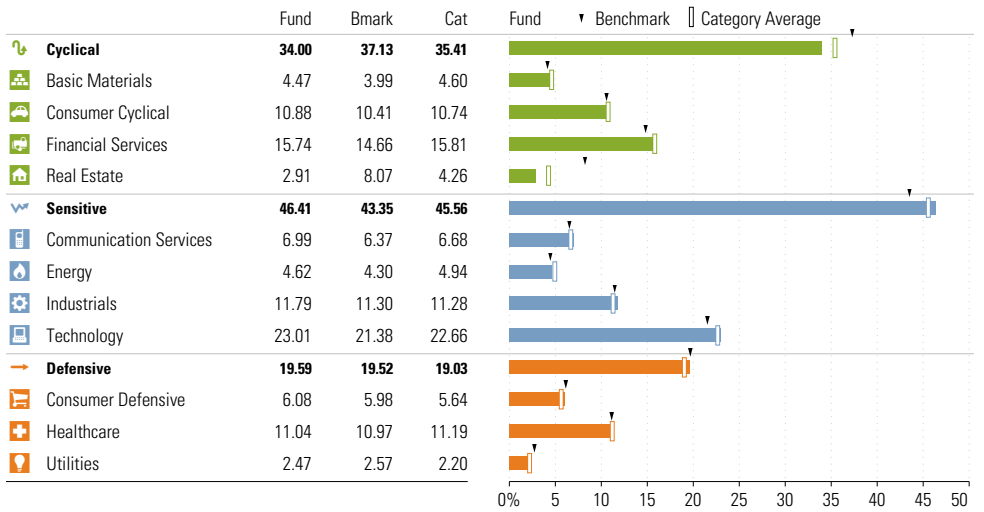


**Asset Allocation** as of 03-31-2024



Asset Class	Net %	Cat%
US Stocks	23.25	28.33
Non-US Stocks	15.35	16.09
Bonds	58.16	44.91
Cash	3.18	2.34
Other	0.05	8.34
<b>Total</b>	<b>100.00</b>	<b>100.00</b>

**Sector Weighting** as of 03-31-2024



**Top 7 Holdings** as of 03-31-2024

Name	Maturity Date	% Net Asset	Cumulative %	YTD Return %	Morningstar Sector
⊕ Vanguard Total Bond Market II Idx Inv	-	33.26	33.26	-	-
⊖ Vanguard Total Stock Mkt Idx Instl Pls	-	23.32	56.58	-	-
⊖ Vanguard Total Intl Stock Index Inv	-	15.84	72.41	-	-
⊕ Vanguard Total Intl Bd II Idx Instl	-	14.74	87.15	-	-
⊕ Vanguard Shrt-Term Infl-Prot Sec Idx Adm	-	12.07	99.22	-	-
⊕ Mktliq 12/31/2049	-	0.78	100.00	-	-
⊖ Us Dollar	-	0.00	100.00	-	-

**Total Holdings 7**

⊕ Increase ⊖ Decrease ✨ New to Portfolio



# Vanguard Target Retirement 2025 Fund VTTVX

**Morningstar Category**  
Target-Date 2025

**Morningstar Index**  
Morningstar Lifetime Mod 2025 TR USD

## Portfolio Manager(s)

Walter Nejman since 02-2013  
Aurélie Denis since 02-2023  
Michael Roach since 02-2023  
Roger Aliaga-Diaz since 02-2023

## Quantitative Screens

✔ **Performance:** The fund has finished in the Target-Date 2025 category's top three quartiles in 10 of the 10 years it's been in existence.

✔ **Management:** The fund's management has been in place for 11.11 years.

✔ **Style:** The fund has landed in its primary style box — Large Blend — 100 % of the time over the past three years.

✔ **Net Expense:** The fund's expense ratio of 0.08 is 86.67% lower than the Target-Date 2025 category average.

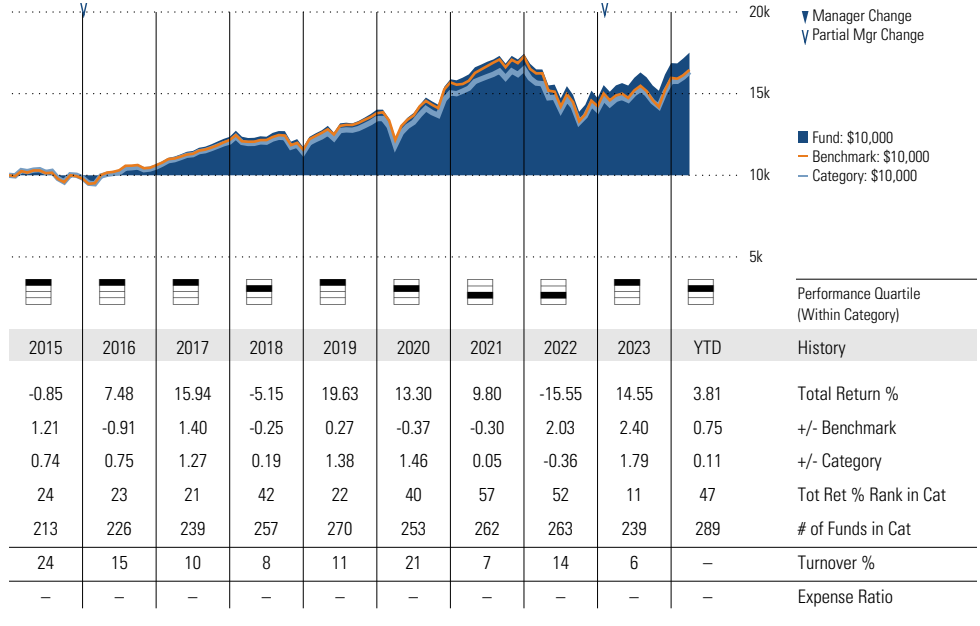
## Morningstar Investment Management LLC Analysis

This fund passes all of Morningstar Investment Management's quantitative screens. Morningstar Investment Management has also assessed the fund from a qualitative perspective and, as a fiduciary, is comfortable recommending the fund's use in retirement plans.

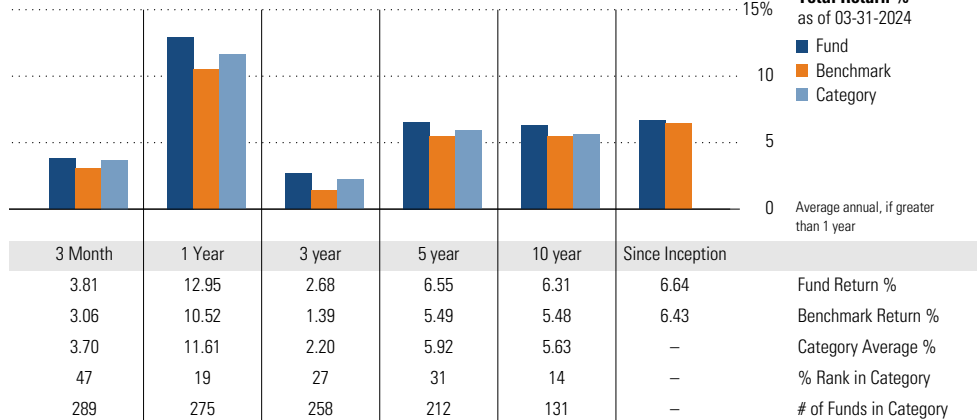
## ESG Metrics

Metric	Rating	Updated
Sustainability Rating	3	03-31-2024
Carbon Risk Score	Low Risk	12-31-2022
ESG Commitment	1-Low	02-15-2022

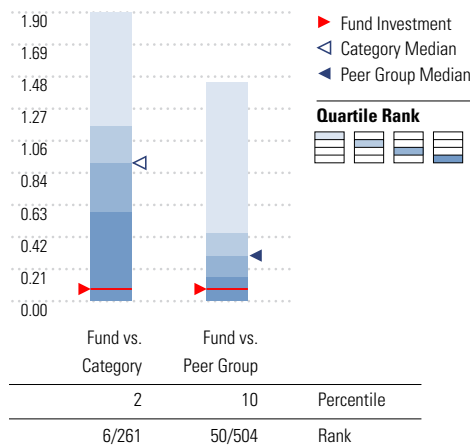
## Growth of \$10,000



## Trailing Performance



## Net Expense



Peer group is a subset of the category and includes funds with the same management style (active vs. passive) and similar share class characteristics.

## 3-Year Risk Metrics

Metric	Fund	Bmark	Cat
Alpha	1.32	-	0.93
Beta	0.92	-	0.86
R-Squared	98.86	-	98.11
Standard Deviation	11.65	12.58	10.97
Sharpe Ratio	0.03	-0.06	-0.01
Tracking Error	1.59	-	2.31
Information Ratio	0.81	-	0.40
Up Capture Ratio	96.64	-	89.22
Down Capture Ratio	89.18	-	83.93

## Portfolio Metrics

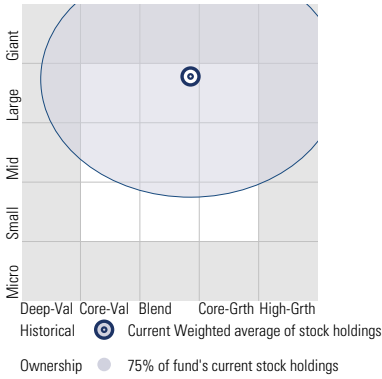
Metric	Fund	Bmark	Cat
Price/Earnings Ratio	19.74	19.52	20.68
Price/Book Ratio	2.62	2.58	2.83
Avg Eff Duration	5.94	-	5.59

# Vanguard Target Retirement 2025 Fund VTTVX

**Morningstar Category**  
Target-Date 2025

**Morningstar Index**  
Morningstar Lifetime Mod 2025 TR USD

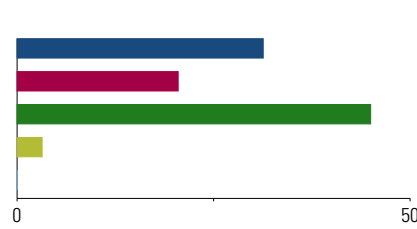
**Style Analysis** as of 03-31-2024  
Morningstar Style Box™



**Style Breakdown**

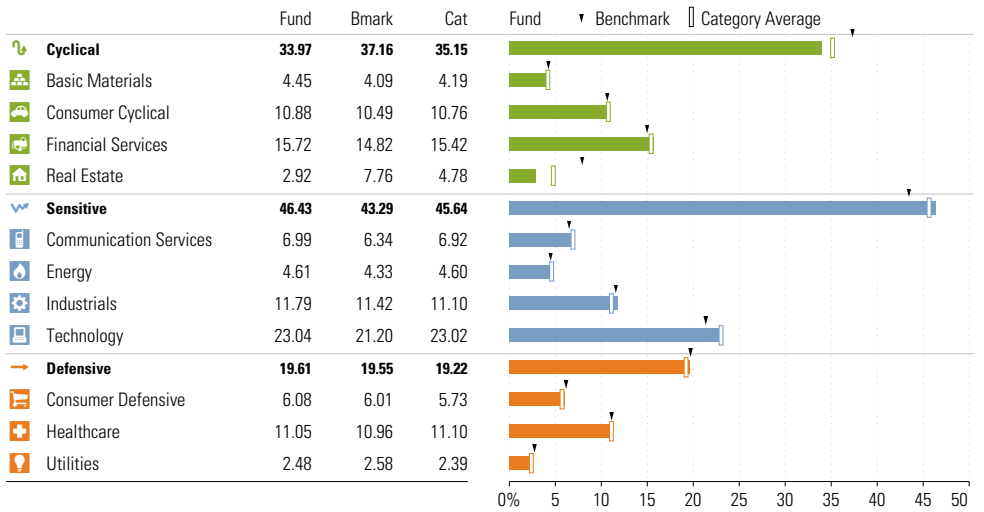


**Asset Allocation** as of 03-31-2024



Asset Class	Net %	Cat%
US Stocks	31.31	29.12
Non-US Stocks	20.49	15.31
Bonds	44.98	41.22
Cash	3.18	2.13
Other	0.05	12.23
<b>Total</b>	<b>100.00</b>	<b>100.00</b>

**Sector Weighting** as of 03-31-2024



**Top 7 Holdings** as of 03-31-2024

Name	Maturity Date	% Net Asset	Cumulative %	YTD Return %	Morningstar Sector
⊖ Vanguard Total Stock Mkt Idx Instl Pls	-	31.40	31.40	-	-
⊕ Vanguard Total Bond Market II Idx Inv	-	28.35	59.75	-	-
⊖ Vanguard Total Intl Stock Index Inv	-	21.13	80.88	-	-
⊕ Vanguard Total Intl Bd II Idx Instl	-	12.30	93.17	-	-
⊕ Vanguard Shrt-Term Infl-Prot Sec Idx Adm	-	5.80	98.97	-	-
⊕ Mktliq 12/31/2049	-	1.00	99.97	-	-
⊕ Us Dollar	-	0.03	100.00	-	-

**Total Holdings 7**

⊕ Increase ⊖ Decrease ✨ New to Portfolio

# Vanguard Target Retirement 2030 Fund VTHRX

**Morningstar Category**  
Target-Date 2030

**Morningstar Index**  
Morningstar Lifetime Mod 2030 TR USD

## Portfolio Manager(s)

Walter Nejman since 02-2013  
Aur lie Denis since 02-2023  
Michael Roach since 02-2023  
Roger Aliaga-Diaz since 02-2023

## Quantitative Screens

✔ **Performance:** The fund has finished in the Target-Date 2030 category's top three quartiles in 10 of the 10 years it's been in existence.

✔ **Management:** The fund's management has been in place for 11.11 years.

✔ **Style:** The fund has landed in its primary style box — Large Blend — 100 % of the time over the past three years.

✔ **Net Expense:** The fund's expense ratio of 0.08 is 87.1% lower than the Target-Date 2030 category average.

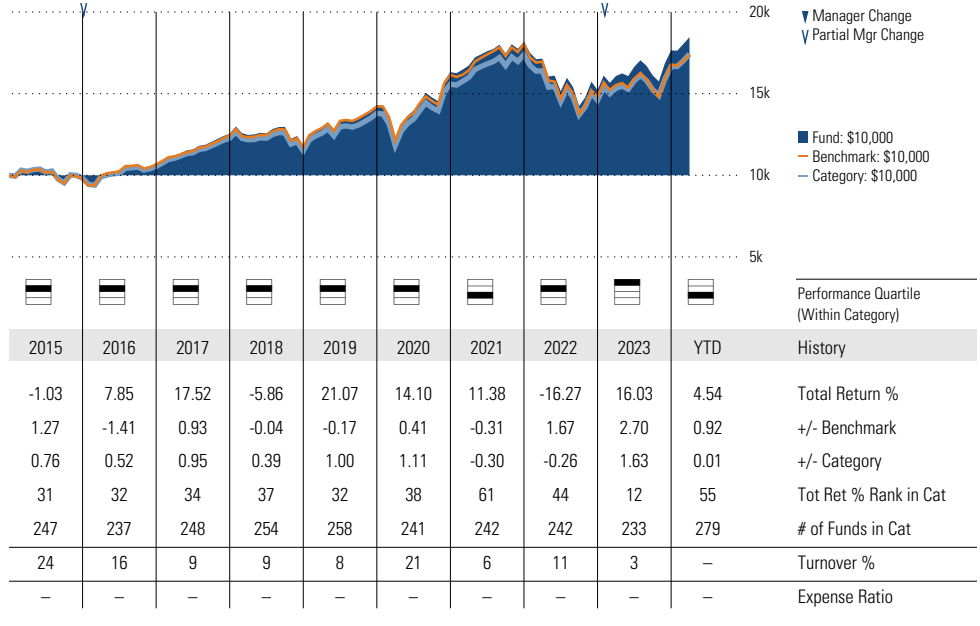
## Morningstar Investment Management LLC Analysis

This fund passes all of Morningstar Investment Management's quantitative screens. Morningstar Investment Management has also assessed the fund from a qualitative perspective and, as a fiduciary, is comfortable recommending the fund's use in retirement plans.

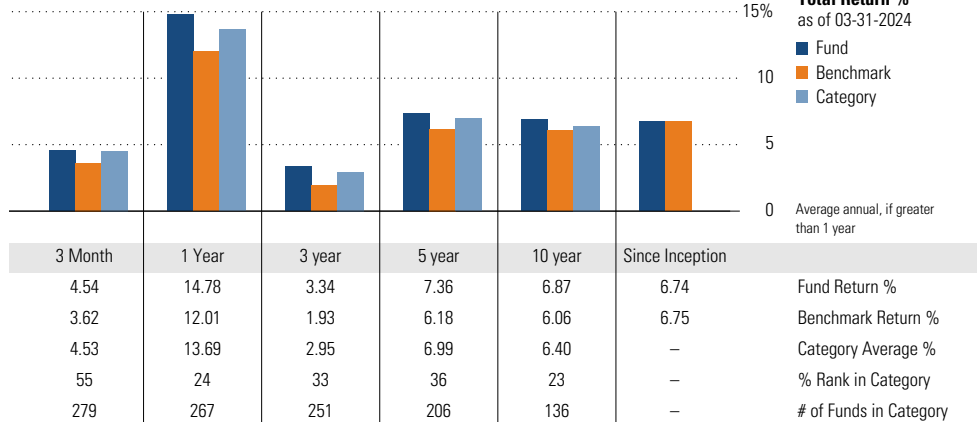
## ESG Metrics

Metric	Rating	Updated
Sustainability Rating	3	03-31-2024
Carbon Risk Score	Low Risk	12-31-2022
ESG Commitment	1-Low	02-15-2022

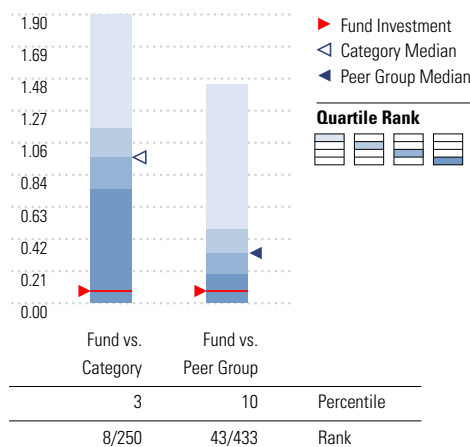
## Growth of \$10,000



## Trailing Performance



## Net Expense



Peer group is a subset of the category and includes funds with the same management style (active vs. passive) and similar share class characteristics.

## 3-Year Risk Metrics

Metric	Fund	Bmark	Cat
Alpha	1.46	-	1.16
Beta	0.94	-	0.90
R-Squared	98.93	-	98.33
Standard Deviation	12.73	13.51	12.26
Sharpe Ratio	0.09	-0.01	0.06
Tracking Error	1.57	-	2.11
Information Ratio	0.91	-	0.55
Up Capture Ratio	98.29	-	93.58
Down Capture Ratio	90.71	-	87.51

## Portfolio Metrics

Metric	Fund	Bmark	Cat
Price/Earnings Ratio	19.76	19.33	20.70
Price/Book Ratio	2.63	2.55	2.90
Avg Eff Duration	6.45	-	6.08

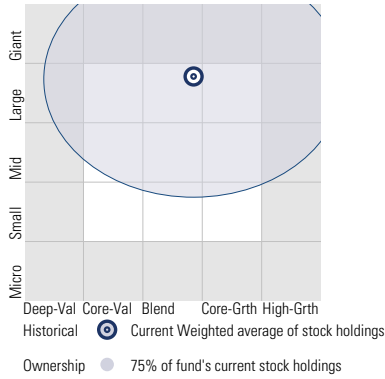
# Vanguard Target Retirement 2030 Fund VTHRX

**Morningstar Category**  
Target-Date 2030

**Morningstar Index**  
Morningstar Lifetime Mod 2030 TR USD

## Style Analysis as of 03-31-2024

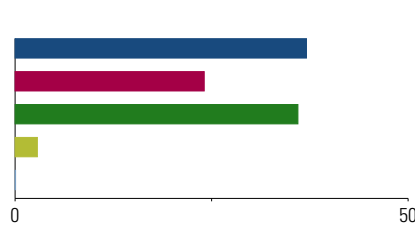
Morningstar Style Box™



## Style Breakdown

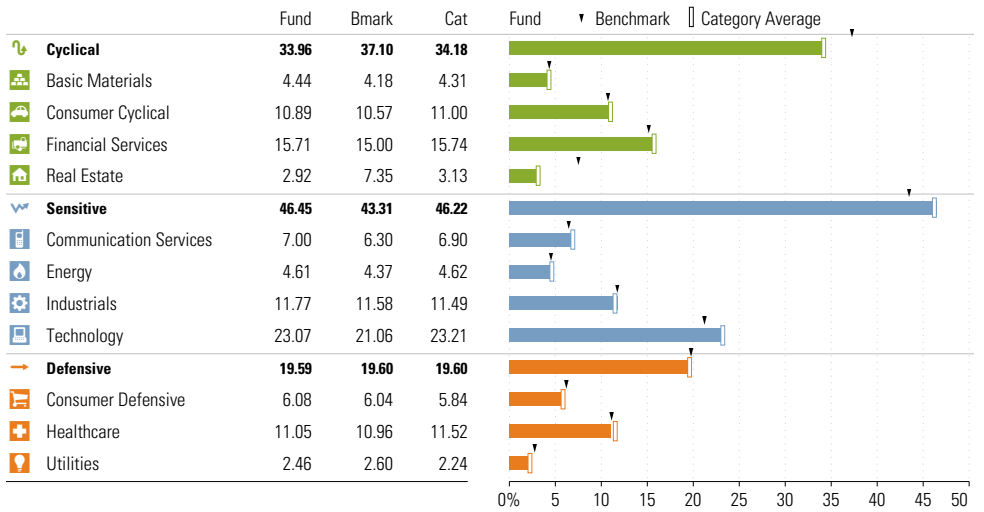


## Asset Allocation as of 03-31-2024



Asset Class	Net %	Cat%
US Stocks	37.07	34.91
Non-US Stocks	24.06	19.21
Bonds	35.98	31.38
Cash	2.83	1.27
Other	0.06	13.25
<b>Total</b>	<b>100.00</b>	<b>100.00</b>

## Sector Weighting as of 03-31-2024



## Top 6 Holdings as of 03-31-2024

Name	Maturity Date	% Net Asset	Cumulative %	YTD Return %	Morningstar Sector
⊖ Vanguard Total Stock Mkt Idx Instl Pls	-	37.18	37.18	-	-
⊕ Vanguard Total Bond Market II Idx Inv	-	25.94	63.12	-	-
⊕ Vanguard Total Intl Stock Index Inv	-	24.81	87.93	-	-
⊕ Vanguard Total Intl Bd II Idx Instl	-	11.20	99.13	-	-
⊕ Mktliq 12/31/2049	-	0.88	100.02	-	-
⊕ Us Dollar	-	0.02	100.03	-	-

## Total Holdings 6

⊕ Increase ⊖ Decrease ✨ New to Portfolio

# Vanguard Target Retirement 2035 Fund VTTX

**Morningstar Category**  
Target-Date 2035

**Morningstar Index**  
Morningstar Lifetime Mod 2035 TR USD

## Portfolio Manager(s)

Walter Nejman since 02-2013  
Aurélie Denis since 02-2023  
Michael Roach since 02-2023  
Roger Aliaga-Diaz since 02-2023

## Quantitative Screens

✔ **Performance:** The fund has finished in the Target-Date 2035 category's top three quartiles in 9 of the 10 years it's been in existence.

✔ **Management:** The fund's management has been in place for 11.11 years.

✔ **Style:** The fund has landed in its primary style box — Large Blend — 100 % of the time over the past three years.

✔ **Net Expense:** The fund's expense ratio of 0.08 is 86.89% lower than the Target-Date 2035 category average.

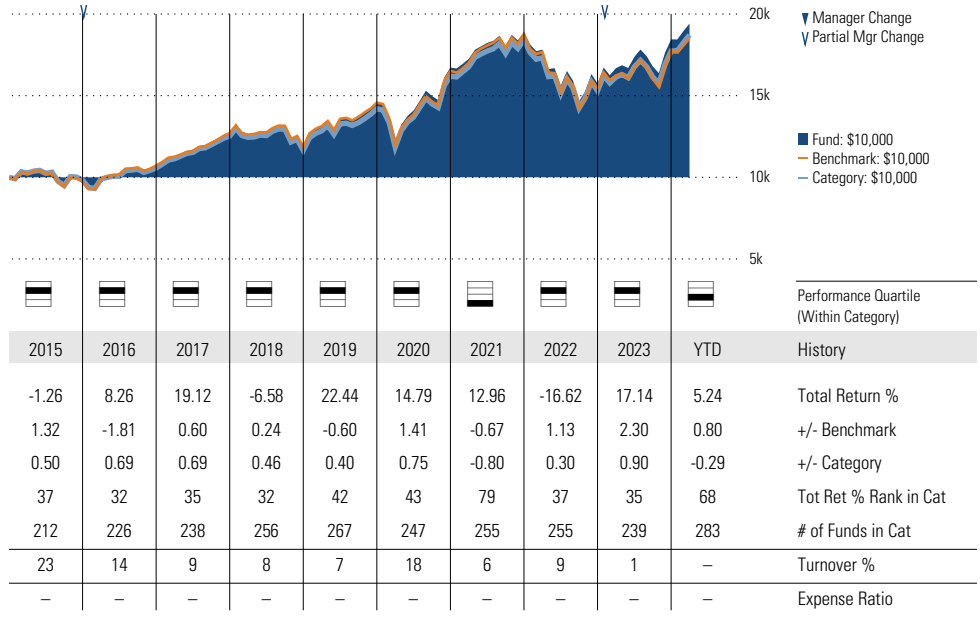
## Morningstar Investment Management LLC Analysis

This fund passes all of Morningstar Investment Management's quantitative screens. Morningstar Investment Management has also assessed the fund from a qualitative perspective and, as a fiduciary, is comfortable recommending the fund's use in retirement plans.

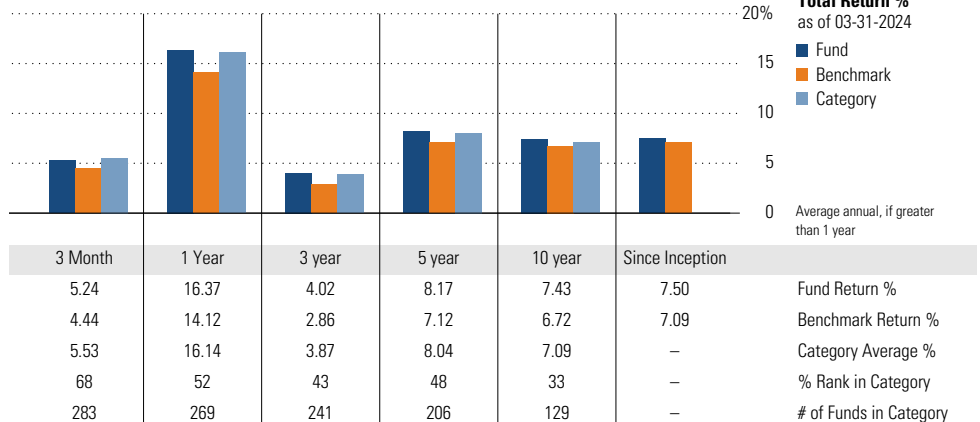
## ESG Metrics

Metric	Rating	Updated
Sustainability Rating	3	03-31-2024
Carbon Risk Score	Low Risk	12-31-2022
ESG Commitment	1-Low	02-15-2022

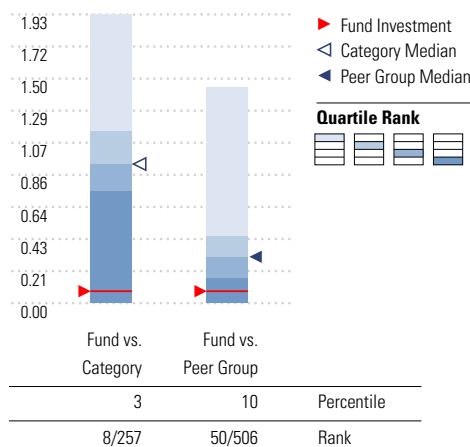
## Growth of \$10,000



## Trailing Performance



## Net Expense



Peer group is a subset of the category and includes funds with the same management style (active vs. passive) and similar share class characteristics.

## 3-Year Risk Metrics

	Fund	Bmark	Cat
Alpha	1.26	-	1.21
Beta	0.93	-	0.93
R-Squared	98.98	-	98.39
Standard Deviation	13.56	14.44	13.59
Sharpe Ratio	0.14	0.06	0.14
Tracking Error	1.67	-	2.03
Information Ratio	0.70	-	0.58
Up Capture Ratio	96.98	-	96.90
Down Capture Ratio	90.93	-	91.12

## Portfolio Metrics

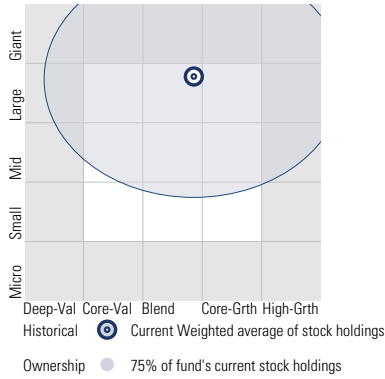
	Fund	Bmark	Cat
Price/Earnings Ratio	19.85	19.14	20.61
Price/Book Ratio	2.65	2.51	2.85
Avg Eff Duration	6.45	-	6.37

# Vanguard Target Retirement 2035 Fund VTTX

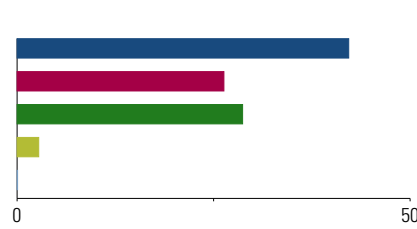
**Morningstar Category**  
Target-Date 2035

**Morningstar Index**  
Morningstar Lifetime Mod 2035 TR USD

**Style Analysis** as of 03-31-2024  
Morningstar Style Box™

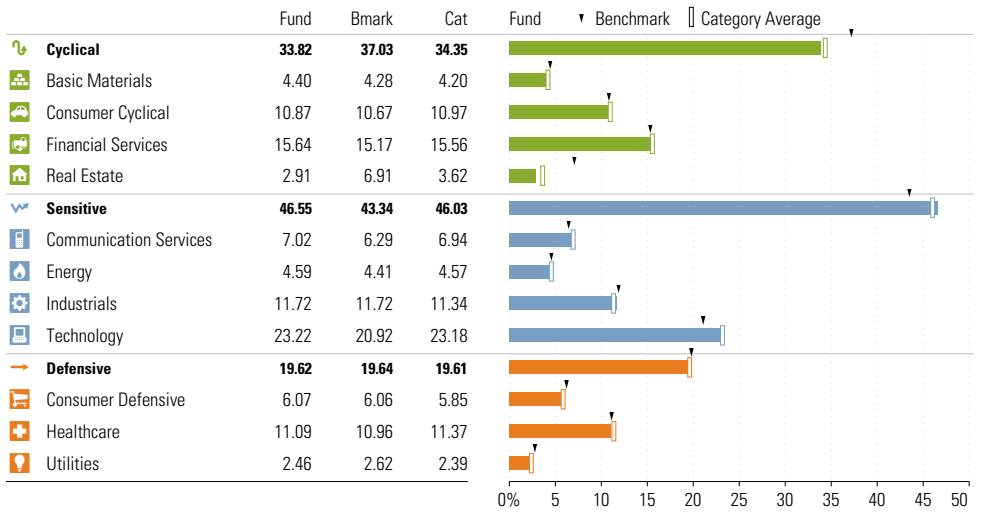


**Asset Allocation** as of 03-31-2024

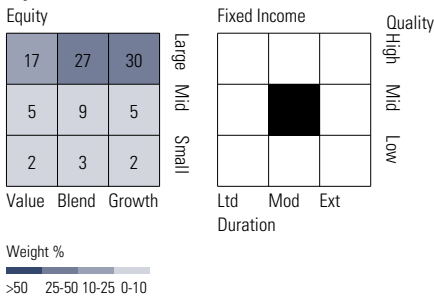


Asset Class	Net %	Cat%
US Stocks	42.19	41.05
Non-US Stocks	26.31	21.93
Bonds	28.69	22.49
Cash	2.75	2.19
Other	0.06	12.34
<b>Total</b>	<b>100.00</b>	<b>100.00</b>

**Sector Weighting** as of 03-31-2024



**Style Breakdown**



**Top 6 Holdings** as of 03-31-2024

Name	Maturity Date	% Net Asset	Cumulative %	YTD Return %	Morningstar Sector
⊖ Vanguard Total Stock Mkt Idx Instl Pls	-	42.33	42.33	-	-
⊕ Vanguard Total Intl Stock Index Inv	-	27.12	69.45	-	-
⊕ Vanguard Total Bond Market II Idx Inv	-	20.67	90.12	-	-
⊕ Vanguard Total Intl Bd II Idx Instl	-	8.95	99.07	-	-
⊕ Mktliq 12/31/2049	-	0.92	100.00	-	-
⊖ Us Dollar	-	0.00	100.00	-	-

**Total Holdings 6**

⊕ Increase ⊖ Decrease ✨ New to Portfolio

# Vanguard Target Retirement 2040 Fund VFORX

**Morningstar Category**  
Target-Date 2040

**Morningstar Index**  
Morningstar Lifetime Mod 2040 TR USD

## Portfolio Manager(s)

Walter Nejman since 02-2013  
Aurélie Denis since 02-2023  
Michael Roach since 02-2023  
Roger Aliaga-Diaz since 02-2023

## Quantitative Screens

✔ **Performance:** The fund has finished in the Target-Date 2040 category's top three quartiles in 9 of the 10 years it's been in existence.

✔ **Management:** The fund's management has been in place for 11.11 years.

✔ **Style:** The fund has landed in its primary style box — Large Blend — 100 % of the time over the past three years.

✔ **Net Expense:** The fund's expense ratio of 0.08 is 87.69% lower than the Target-Date 2040 category average.

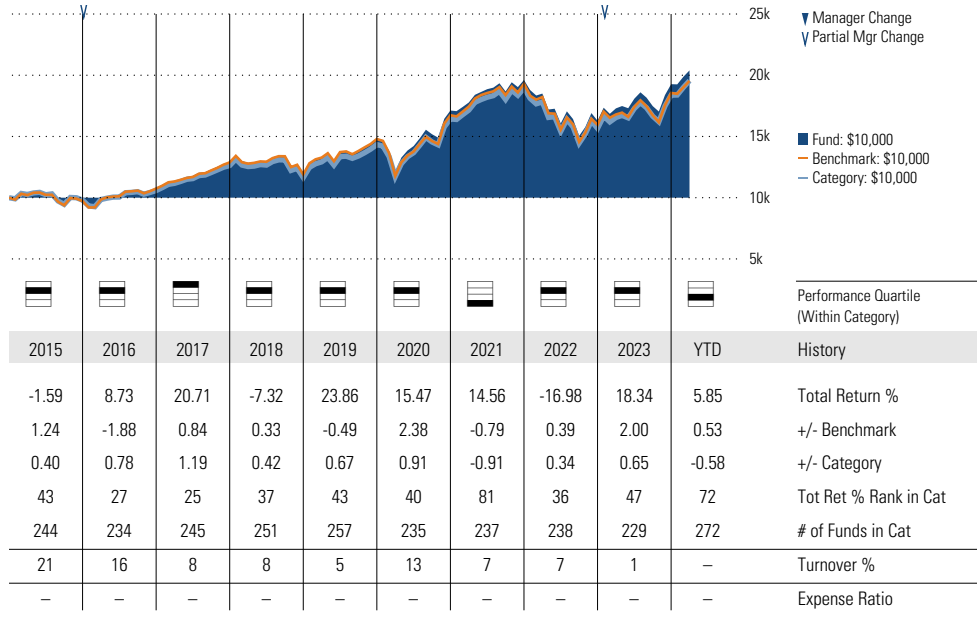
## Morningstar Investment Management LLC Analysis

This fund passes all of Morningstar Investment Management's quantitative screens. Morningstar Investment Management has also assessed the fund from a qualitative perspective and, as a fiduciary, is comfortable recommending the fund's use in retirement plans.

## ESG Metrics

Metric	Rating	Updated
Sustainability Rating	3	03-31-2024
Carbon Risk Score	Low Risk	12-31-2022
ESG Commitment	1-Low	02-15-2022

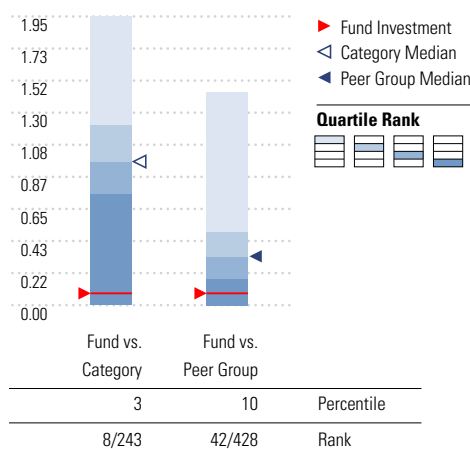
## Growth of \$10,000



## Trailing Performance



## Net Expense



Peer group is a subset of the category and includes funds with the same management style (active vs. passive) and similar share class characteristics.

## 3-Year Risk Metrics

	Fund	Bmark	Cat
Alpha	0.98	-	1.00
Beta	0.94	-	0.95
R-Squared	98.92	-	98.37
Standard Deviation	14.38	15.28	14.69
Sharpe Ratio	0.19	0.13	0.19
Tracking Error	1.78	-	2.10
Information Ratio	0.46	-	0.46
Up Capture Ratio	96.37	-	98.20
Down Capture Ratio	91.95	-	93.78

## Portfolio Metrics

	Fund	Bmark	Cat
Price/Earnings Ratio	19.87	18.96	20.56
Price/Book Ratio	2.65	2.48	2.87
Avg Eff Duration	6.45	-	6.68

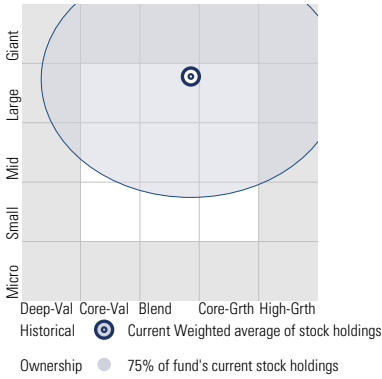
# Vanguard Target Retirement 2040 Fund VFORX

**Morningstar Category**  
Target-Date 2040

**Morningstar Index**  
Morningstar Lifetime Mod 2040 TR USD

## Style Analysis as of 03-31-2024

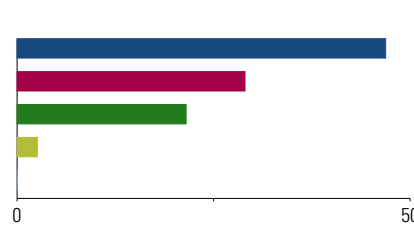
Morningstar Style Box™



## Style Breakdown

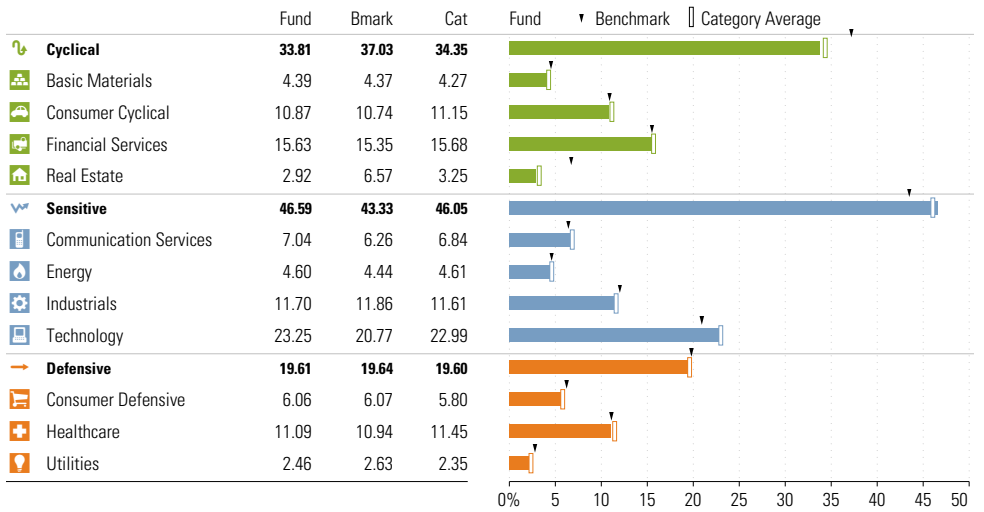


## Asset Allocation as of 03-31-2024



Asset Class	Net %	Cat%
US Stocks	46.89	47.46
Non-US Stocks	28.99	25.89
Bonds	21.50	13.04
Cash	2.57	1.70
Other	0.05	11.91
<b>Total</b>	<b>100.00</b>	<b>100.00</b>

## Sector Weighting as of 03-31-2024



## Top 6 Holdings as of 03-31-2024

Name	Maturity Date	% Net Asset	Cumulative %	YTD Return %	Morningstar Sector
⊖ Vanguard Total Stock Mkt Idx Instl Pls	-	47.05	47.05	-	-
⊕ Vanguard Total Intl Stock Index Inv	-	29.89	76.94	-	-
⊕ Vanguard Total Bond Market II Idx Inv	-	15.49	92.43	-	-
⊕ Vanguard Total Intl Bd II Idx Instl	-	6.70	99.13	-	-
⊕ Mktliq 12/31/2049	-	0.87	100.00	-	-
⊖ Us Dollar	-	0.00	100.00	-	-

## Total Holdings 6

⊕ Increase ⊖ Decrease ✨ New to Portfolio



# Vanguard Target Retirement 2045 Fund VTIVX

**Morningstar Category**  
Target-Date 2045

**Morningstar Index**  
Morningstar Lifetime Mod 2045 TR USD

## Portfolio Manager(s)

Walter Nejman since 02-2013  
Aurélie Denis since 02-2023  
Michael Roach since 02-2023  
Roger Aliaga-Diaz since 02-2023

## Quantitative Screens

✔ **Performance:** The fund has finished in the Target-Date 2045 category's top three quartiles in 10 of the 10 years it's been in existence.

✔ **Management:** The fund's management has been in place for 11.11 years.

✔ **Style:** The fund has landed in its primary style box — Large Blend — 100 % of the time over the past three years.

✔ **Net Expense:** The fund's expense ratio of 0.08 is 87.69% lower than the Target-Date 2045 category average.

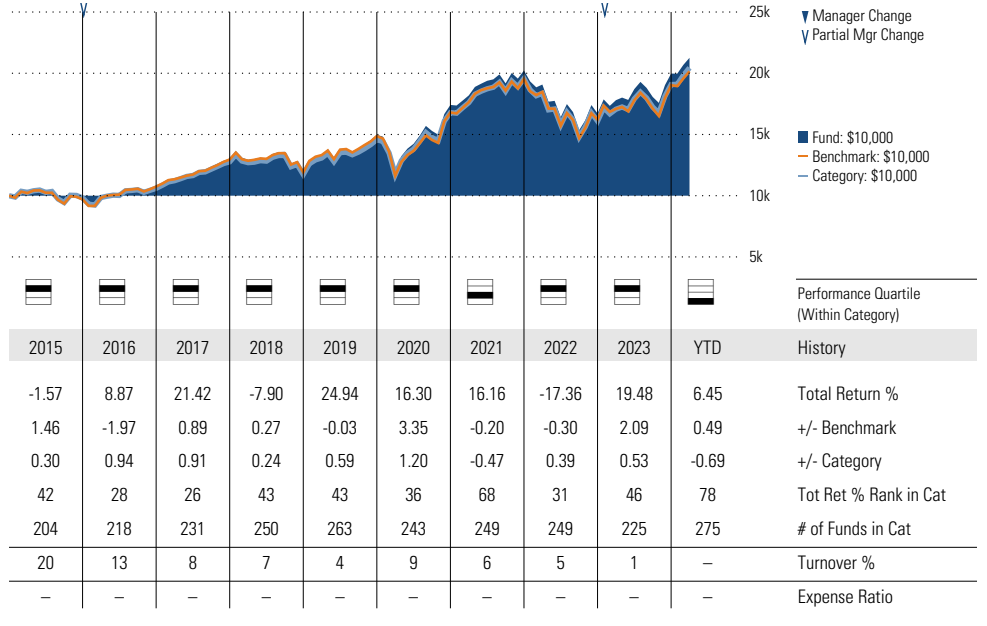
## Morningstar Investment Management LLC Analysis

This fund passes all of Morningstar Investment Management's quantitative screens. Morningstar Investment Management has also assessed the fund from a qualitative perspective and, as a fiduciary, is comfortable recommending the fund's use in retirement plans.

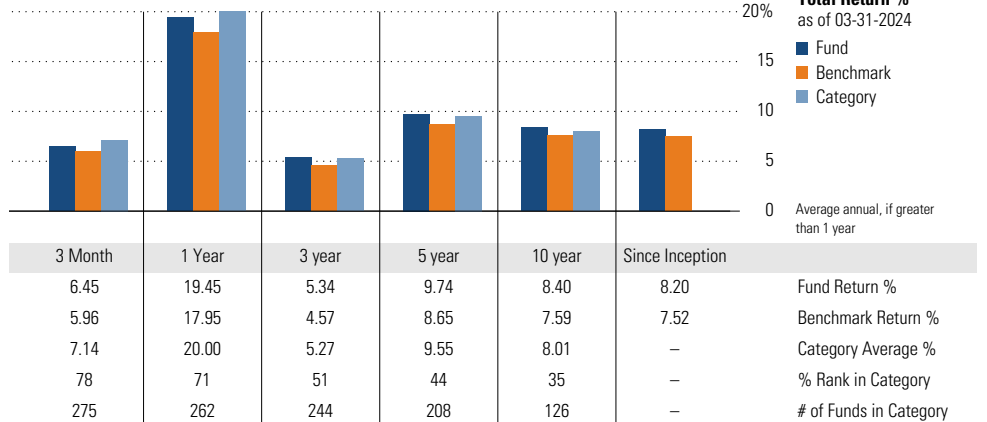
## ESG Metrics

Metric	Rating	Updated
Sustainability Rating	3	03-31-2024
Carbon Risk Score	Low Risk	12-31-2022
ESG Commitment	1-Low	02-15-2022

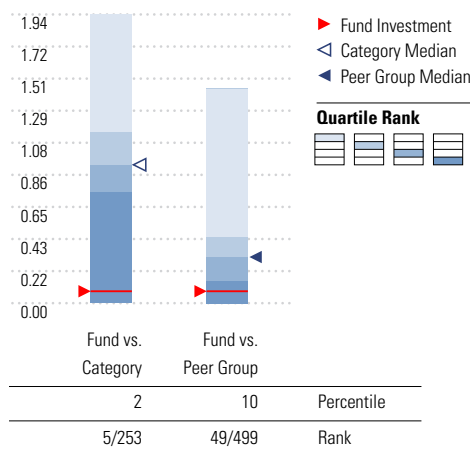
## Growth of \$10,000



## Trailing Performance



## Net Expense



Peer group is a subset of the category and includes funds with the same management style (active vs. passive) and similar share class characteristics.

## 3-Year Risk Metrics

	Fund	Bmark	Cat
Alpha	0.90	-	0.79
Beta	0.96	-	0.97
R-Squared	98.83	-	98.36
Standard Deviation	15.25	15.87	15.49
Sharpe Ratio	0.23	0.18	0.22
Tracking Error	1.79	-	2.11
Information Ratio	0.43	-	0.33
Up Capture Ratio	98.16	-	99.17
Down Capture Ratio	94.37	-	95.90

## Portfolio Metrics

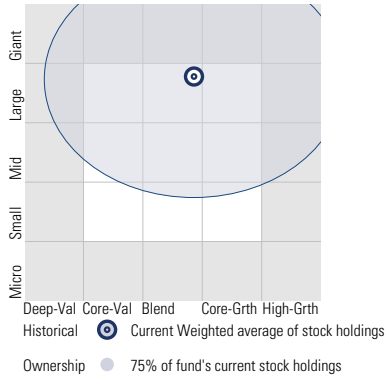
	Fund	Bmark	Cat
Price/Earnings Ratio	19.91	18.80	20.53
Price/Book Ratio	2.66	2.45	2.82
Avg Eff Duration	6.46	-	7.40

# Vanguard Target Retirement 2045 Fund VTIVX

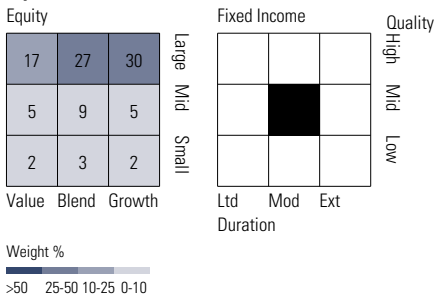
**Morningstar Category**  
Target-Date 2045

**Morningstar Index**  
Morningstar Lifetime Mod 2045 TR USD

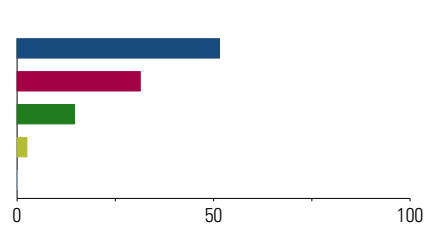
**Style Analysis** as of 03-31-2024  
Morningstar Style Box™



**Style Breakdown**

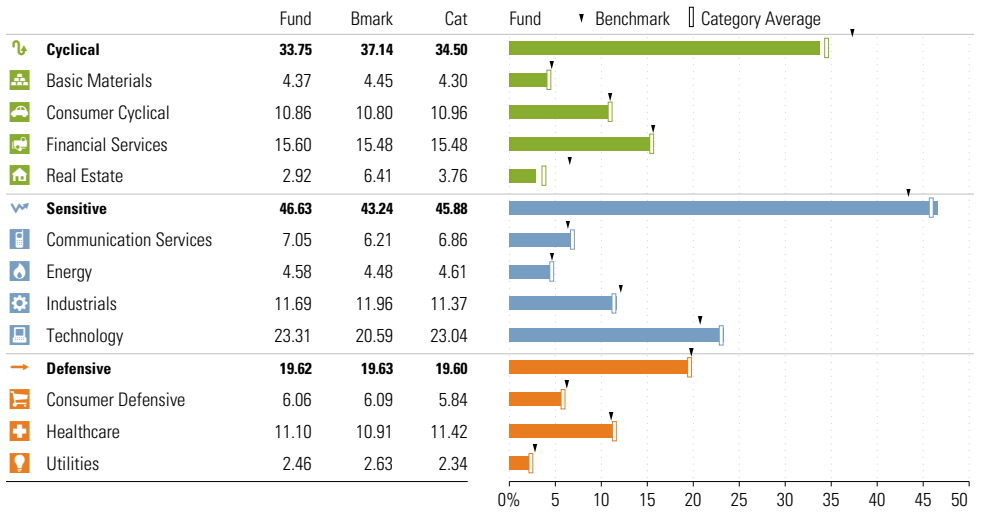


**Asset Allocation** as of 03-31-2024



Asset Class	Net %	Cat%
US Stocks	51.51	51.25
Non-US Stocks	31.34	26.85
Bonds	14.60	8.77
Cash	2.49	1.61
Other	0.06	11.53
<b>Total</b>	<b>100.00</b>	<b>100.00</b>

**Sector Weighting** as of 03-31-2024



**Top 6 Holdings** as of 03-31-2024

Name	Maturity Date	% Net Asset	Cumulative %	YTD Return %	Morningstar Sector
⊕ Vanguard Total Stock Mkt Idx Instl Pls	-	51.69	51.69	-	-
⊕ Vanguard Total Intl Stock Index Inv	-	32.31	84.00	-	-
⊕ Vanguard Total Bond Market II Idx Inv	-	10.41	94.41	-	-
⊕ Vanguard Total Intl Bd II Idx Instl	-	4.66	99.07	-	-
⊕ Mktliq 12/31/2049	-	0.93	100.00	-	-
⊕ Us Dollar	-	0.00	100.01	-	-

**Total Holdings 6**

⊕ Increase ⊖ Decrease ✨ New to Portfolio

# Vanguard Target Retirement 2050 Fund VFIFF

**Morningstar Category**  
Target-Date 2050

**Morningstar Index**  
Morningstar Lifetime Mod 2050 TR USD

## Portfolio Manager(s)

Walter Nejman since 02-2013  
Aur lie Denis since 02-2023  
Michael Roach since 02-2023  
Roger Aliaga-Diaz since 02-2023

## Quantitative Screens

✔ **Performance:** The fund has finished in the Target-Date 2050 category's top three quartiles in 10 of the 10 years it's been in existence.

✔ **Management:** The fund's management has been in place for 11.11 years.

✔ **Style:** The fund has landed in its primary style box — Large Blend — 100 % of the time over the past three years.

✔ **Net Expense:** The fund's expense ratio of 0.08 is 87.88% lower than the Target-Date 2050 category average.

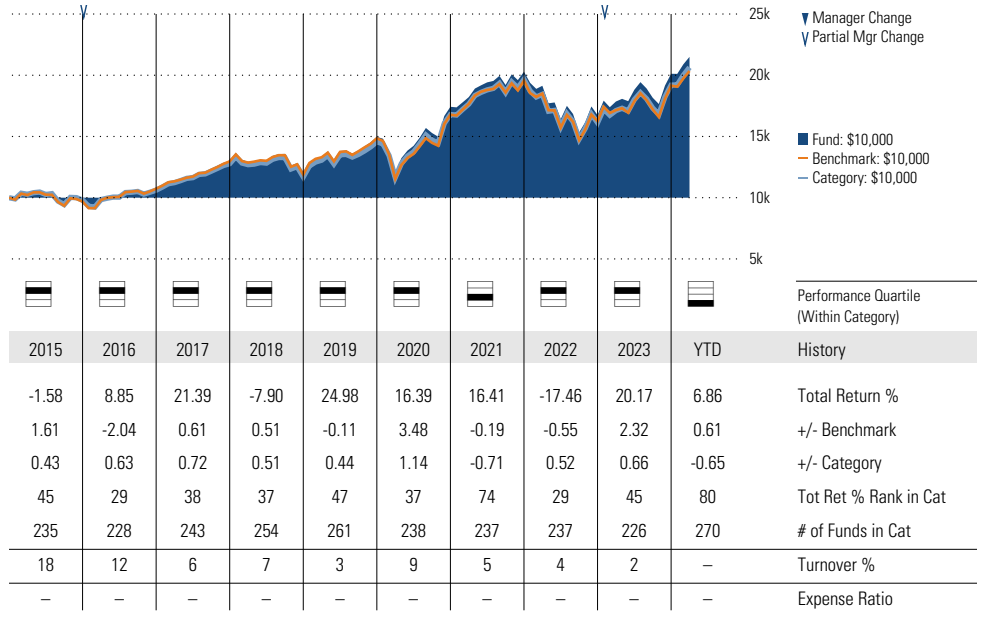
## Morningstar Investment Management LLC Analysis

This fund passes all of Morningstar Investment Management's quantitative screens. Morningstar Investment Management has also assessed the fund from a qualitative perspective and, as a fiduciary, is comfortable recommending the fund's use in retirement plans.

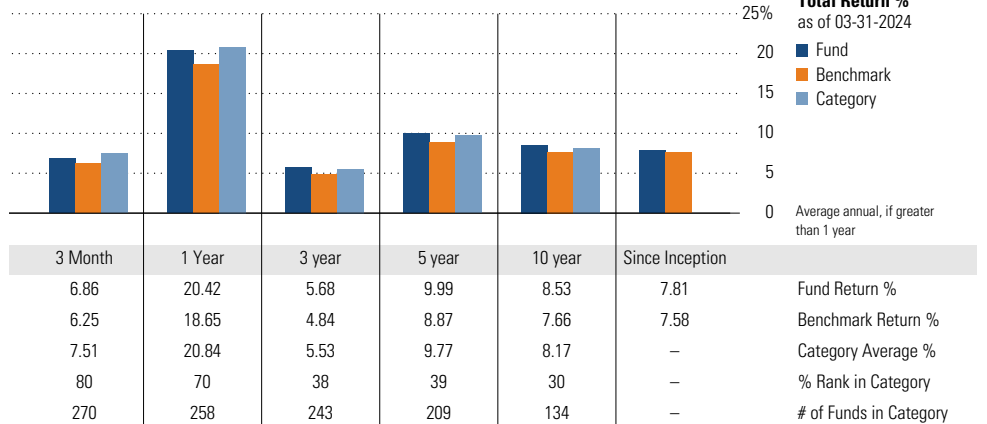
## ESG Metrics

Metric	Rating	Updated
Sustainability Rating	3	03-31-2024
Carbon Risk Score	Low Risk	12-31-2022
ESG Commitment	1-Low	02-15-2022

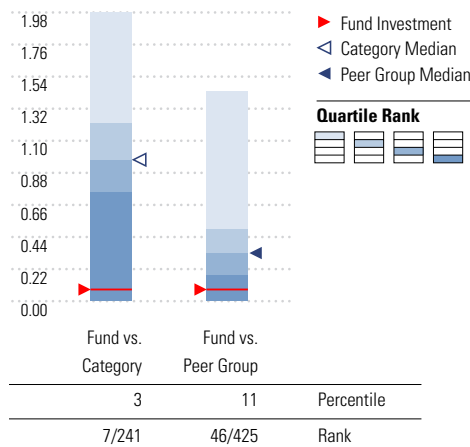
## Growth of \$10,000



## Trailing Performance



## Net Expense



Peer group is a subset of the category and includes funds with the same management style (active vs. passive) and similar share class characteristics.

## 3-Year Risk Metrics

	Fund	Bmark	Cat
Alpha	0.95	-	0.79
Beta	0.96	-	0.98
R-Squared	98.78	-	98.24
Standard Deviation	15.64	16.14	15.94
Sharpe Ratio	0.25	0.19	0.24
Tracking Error	1.83	-	2.15
Information Ratio	0.46	-	0.32
Up Capture Ratio	99.11	-	100.34
Down Capture Ratio	95.21	-	97.18

## Portfolio Metrics

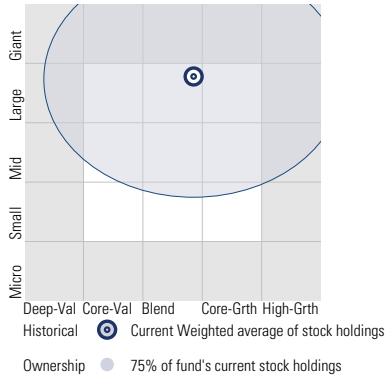
	Fund	Bmark	Cat
Price/Earnings Ratio	19.77	18.66	20.54
Price/Book Ratio	2.63	2.41	2.84
Avg Eff Duration	6.46	-	7.57

# Vanguard Target Retirement 2050 Fund VFI FX

**Morningstar Category**  
Target-Date 2050

**Morningstar Index**  
Morningstar Lifetime Mod 2050 TR USD

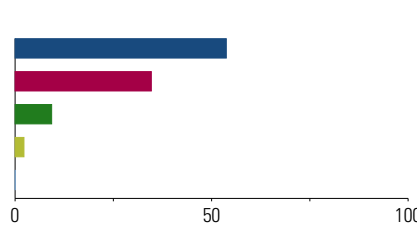
**Style Analysis** as of 03-31-2024  
Morningstar Style Box™



**Style Breakdown**

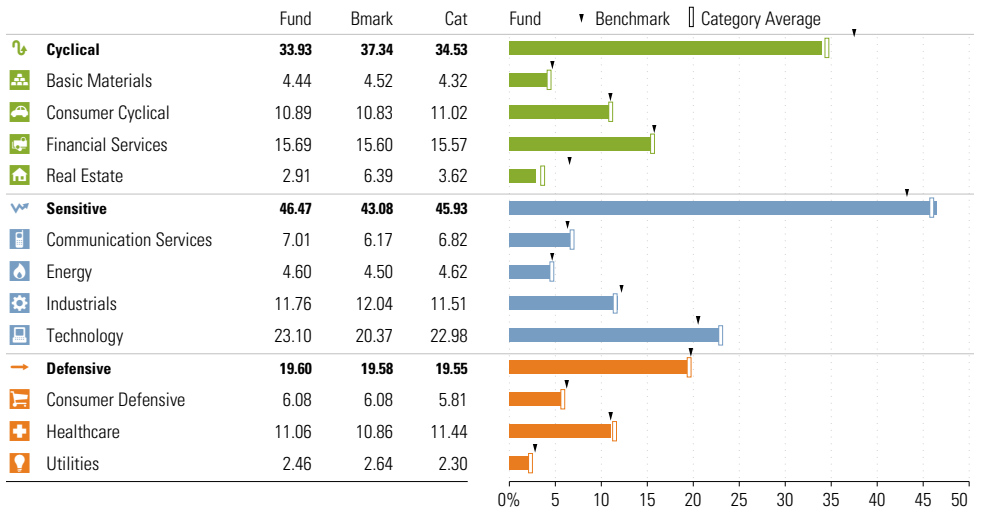


**Asset Allocation** as of 03-31-2024



Asset Class	Net %	Cat%
US Stocks	53.74	52.75
Non-US Stocks	34.66	27.48
Bonds	9.30	6.40
Cash	2.25	1.79
Other	0.06	11.57
<b>Total</b>	<b>100.00</b>	<b>100.00</b>

**Sector Weighting** as of 03-31-2024



**Top 6 Holdings** as of 03-31-2024

Name	Maturity Date	% Net Asset	Cumulative %	YTD Return %	Morningstar Sector
⊕ Vanguard Total Stock Mkt Idx Instl Pls	-	53.91	53.91	-	-
⊕ Vanguard Total Intl Stock Index Inv	-	35.74	89.65	-	-
⊕ Vanguard Total Bond Market II Idx Inv	-	6.61	96.26	-	-
⊕ Vanguard Total Intl Bd II Idx Instl	-	2.99	99.25	-	-
⊖ Mktliq 12/31/2049	-	0.76	100.01	-	-
⊕ Us Dollar	-	0.01	100.03	-	-

**Total Holdings 6**

⊕ Increase ⊖ Decrease ✨ New to Portfolio

# Vanguard Target Retirement 2055 Fund VFFVX

**Morningstar Category**  
Target-Date 2055

**Morningstar Index**  
Morningstar Lifetime Mod 2055 TR USD

## Portfolio Manager(s)

Walter Nejman since 02-2013  
Aurélie Denis since 02-2023  
Michael Roach since 02-2023  
Roger Aliaga-Diaz since 02-2023

## Quantitative Screens

✔ **Performance:** The fund has finished in the Target-Date 2055 category's top three quartiles in 9 of the 10 years it's been in existence.

✔ **Management:** The fund's management has been in place for 11.11 years.

✔ **Style:** The fund has landed in its primary style box — Large Blend — 100 % of the time over the past three years.

✔ **Net Expense:** The fund's expense ratio of 0.08 is 87.5% lower than the Target-Date 2055 category average.

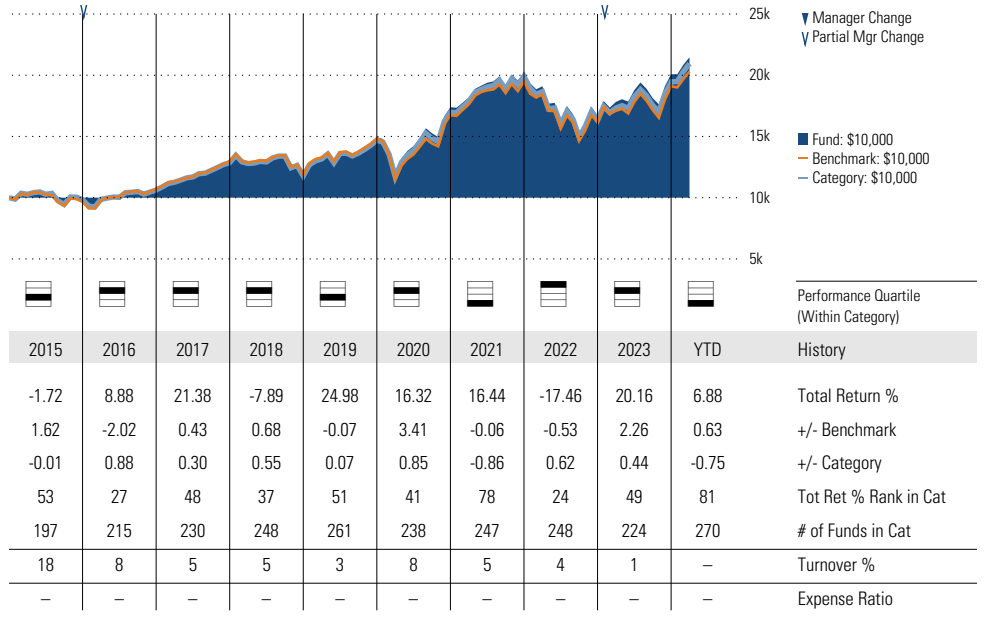
## Morningstar Investment Management LLC Analysis

This fund passes all of Morningstar Investment Management's quantitative screens. Morningstar Investment Management has also assessed the fund from a qualitative perspective and, as a fiduciary, is comfortable recommending the fund's use in retirement plans.

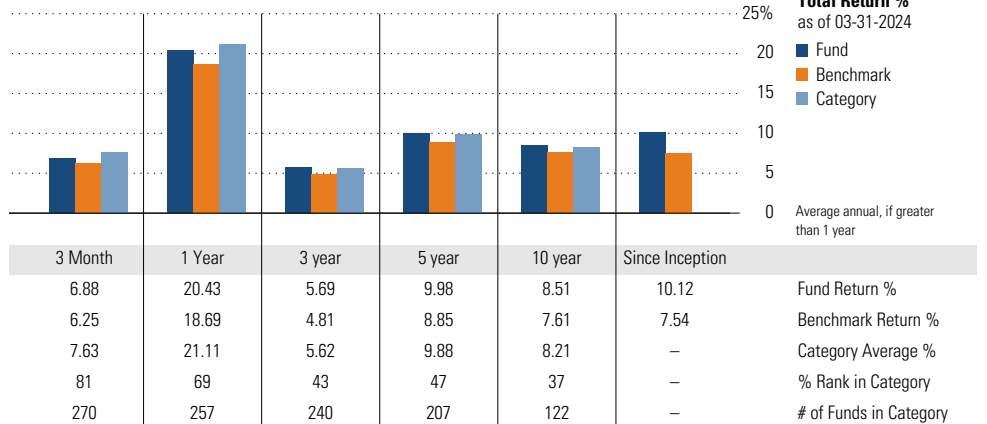
## ESG Metrics

Metric	Rating	Updated
Sustainability Rating	3	03-31-2024
Carbon Risk Score	Low Risk	12-31-2022
ESG Commitment	1-Low	02-15-2022

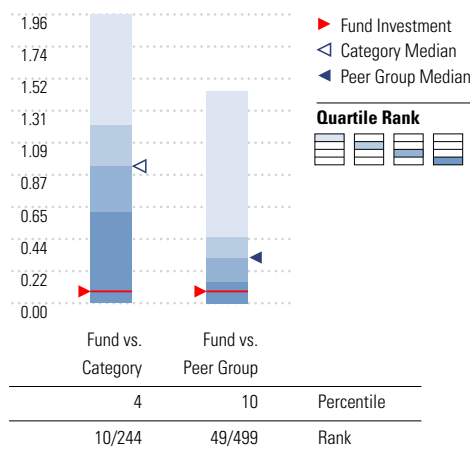
## Growth of \$10,000



## Trailing Performance



## Net Expense



Peer group is a subset of the category and includes funds with the same management style (active vs. passive) and similar share class characteristics.

## 3-Year Risk Metrics

	Fund	Bmark	Cat
Alpha	1.00	-	0.90
Beta	0.96	-	0.99
R-Squared	98.73	-	98.22
Standard Deviation	15.64	16.22	16.13
Sharpe Ratio	0.25	0.19	0.24
Tracking Error	1.89	-	2.17
Information Ratio	0.47	-	0.37
Up Capture Ratio	98.85	-	101.34
Down Capture Ratio	94.75	-	97.75

## Portfolio Metrics

	Fund	Bmark	Cat
Price/Earnings Ratio	19.76	18.53	20.45
Price/Book Ratio	2.63	2.38	2.81
Avg Eff Duration	6.46	-	8.64

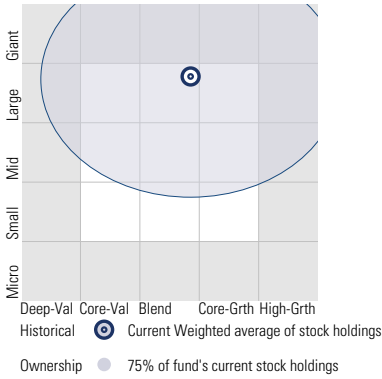
# Vanguard Target Retirement 2055 Fund VFFVX

**Morningstar Category**  
Target-Date 2055

**Morningstar Index**  
Morningstar Lifetime Mod 2055 TR USD

## Style Analysis as of 03-31-2024

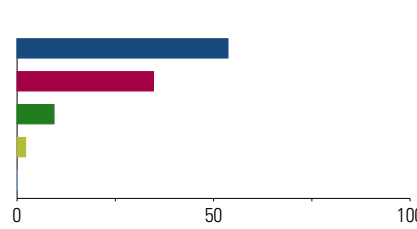
Morningstar Style Box™



## Style Breakdown

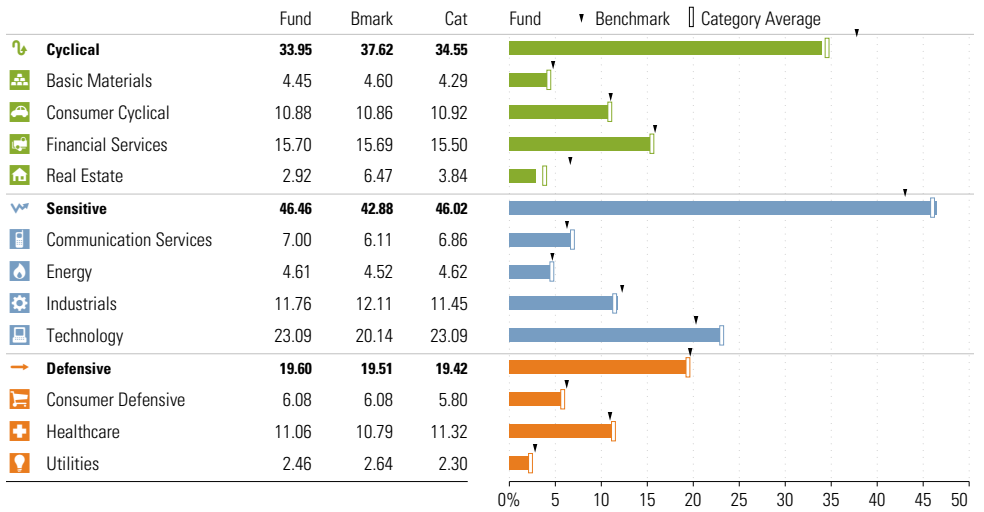


## Asset Allocation as of 03-31-2024



Asset Class	Net %	Cat%
US Stocks	53.66	52.74
Non-US Stocks	34.71	26.79
Bonds	9.40	6.72
Cash	2.18	1.10
Other	0.06	12.64
<b>Total</b>	<b>100.00</b>	<b>100.00</b>

## Sector Weighting as of 03-31-2024



## Top 6 Holdings as of 03-31-2024

Name	Maturity Date	% Net Asset	Cumulative %	YTD Return %	Morningstar Sector
⊕ Vanguard Total Stock Mkt Idx Instl Pls	-	53.82	53.82	-	-
⊕ Vanguard Total Intl Stock Index Inv	-	35.80	89.62	-	-
⊕ Vanguard Total Bond Market II Idx Inv	-	6.71	96.33	-	-
⊕ Vanguard Total Intl Bd II Idx Instl	-	2.99	99.32	-	-
⊕ Mktliq 12/31/2049	-	0.67	100.00	-	-
⊖ Us Dollar	-	0.00	100.00	-	-

## Total Holdings 6

⊕ Increase ⊖ Decrease ✨ New to Portfolio

# Vanguard Target Retirement 2060 Fund VTTSX

**Morningstar Category**  
Target-Date 2060

**Morningstar Index**  
Morningstar Mod Tgt Risk TR USD

## Portfolio Manager(s)

Walter Nejman since 02-2013  
Aurélie Denis since 02-2023  
Michael Roach since 02-2023  
Roger Aliaga-Diaz since 02-2023

## Quantitative Screens

**Performance:** The fund has finished in the Target-Date 2060 category's top three quartiles in 9 of the 10 years it's been in existence.

**Management:** The fund's management has been in place for 11.11 years.

**Style:** The fund has landed in its primary style box — Large Blend — 100 % of the time over the past three years.

**Net Expense:** The fund's expense ratio of 0.08 is 87.88% lower than the Target-Date 2060 category average.

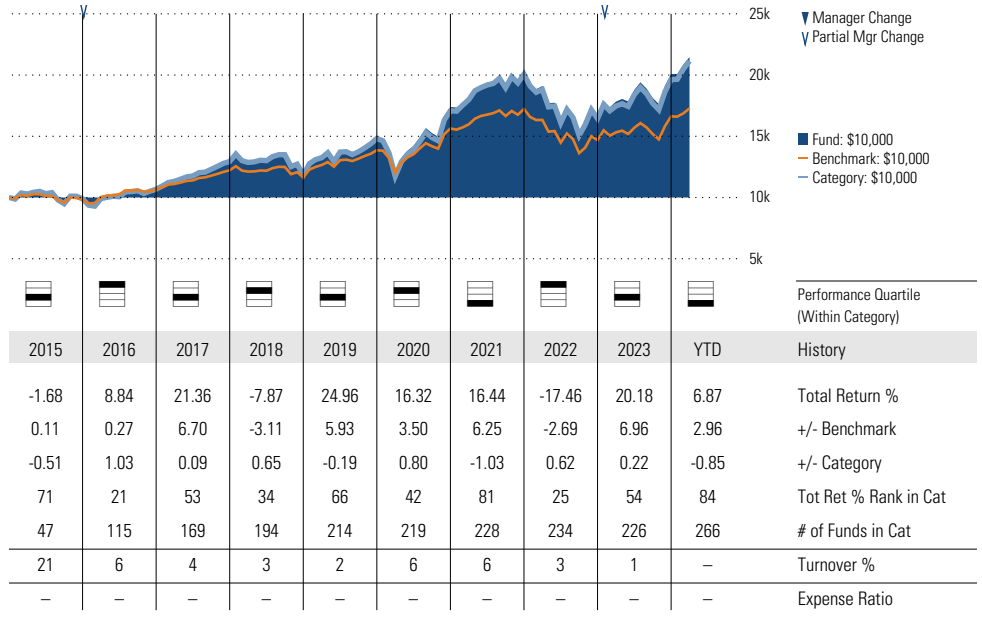
## Morningstar Investment Management LLC Analysis

This fund passes all of Morningstar Investment Management's quantitative screens. Morningstar Investment Management has also assessed the fund from a qualitative perspective and, as a fiduciary, is comfortable recommending the fund's use in retirement plans.

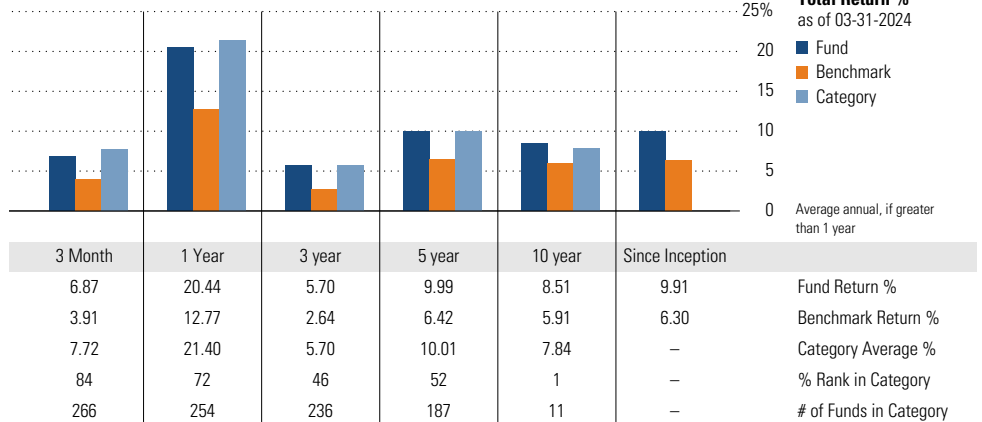
## ESG Metrics

Metric	Rating	Updated
Sustainability Rating	3	03-31-2024
Carbon Risk Score	Low Risk	12-31-2022
ESG Commitment	1-Low	02-15-2022

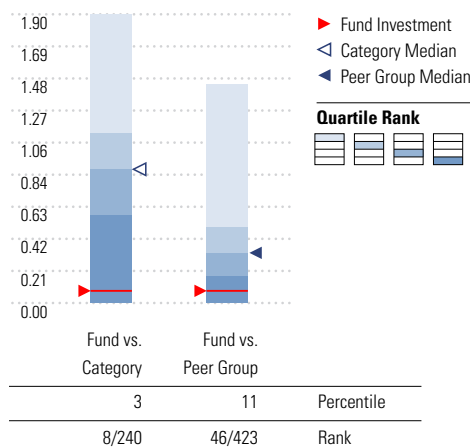
## Growth of \$10,000



## Trailing Performance



## Net Expense



Peer group is a subset of the category and includes funds with the same management style (active vs. passive) and similar share class characteristics.

## 3-Year Risk Metrics

Metric	Fund	Bmark	Cat
Alpha	2.56	-	2.60
Beta	1.24	-	1.28
R-Squared	97.68	-	96.52
Standard Deviation	15.63	12.42	16.18
Sharpe Ratio	0.25	0.04	0.25
Tracking Error	3.85	-	4.61
Information Ratio	0.79	-	0.68
Up Capture Ratio	136.16	-	140.35
Down Capture Ratio	122.73	-	126.91

## Portfolio Metrics

Metric	Fund	Bmark	Cat
Price/Earnings Ratio	19.75	18.45	19.88
Price/Book Ratio	2.63	2.33	2.65
Avg Eff Duration	6.46	-	7.50

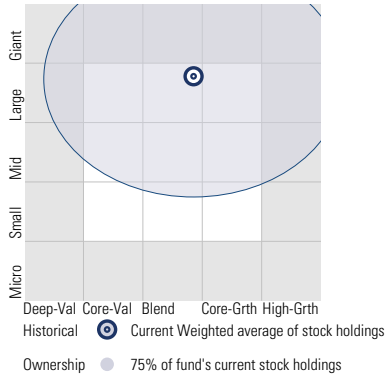
# Vanguard Target Retirement 2060 Fund VTTSX

**Morningstar Category**  
Target-Date 2060

**Morningstar Index**  
Morningstar Mod Tgt Risk TR USD

## Style Analysis as of 03-31-2024

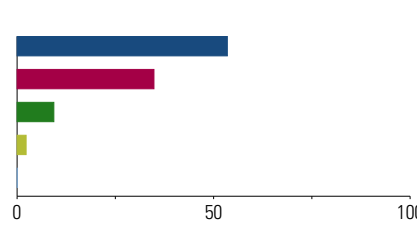
Morningstar Style Box™



## Style Breakdown

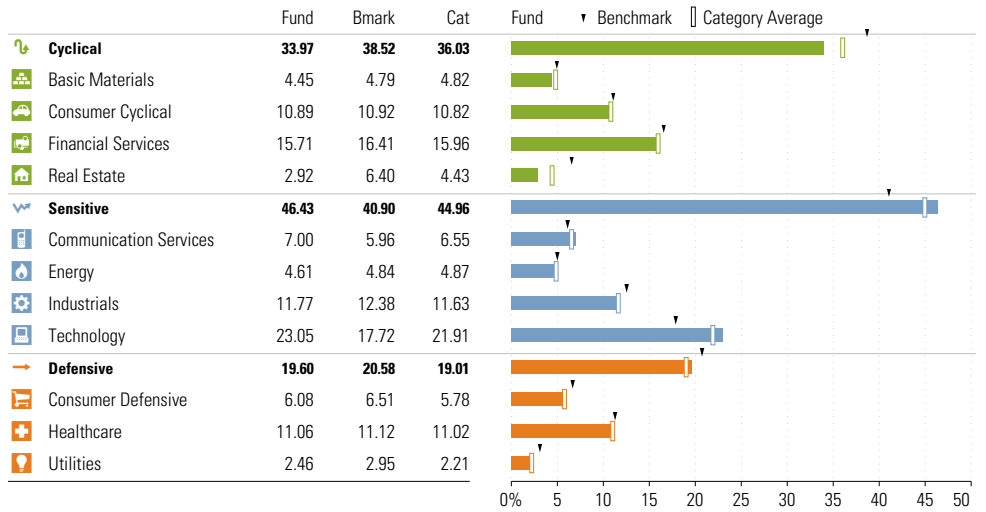


## Asset Allocation as of 03-31-2024



Asset Class	Net %	Cat%
US Stocks	53.49	44.77
Non-US Stocks	34.82	30.84
Bonds	9.35	5.99
Cash	2.29	1.05
Other	0.06	17.37
<b>Total</b>	<b>100.00</b>	<b>100.00</b>

## Sector Weighting as of 03-31-2024



## Top 6 Holdings as of 03-31-2024

Name	Maturity Date	% Net Asset	Cumulative %	YTD Return %	Morningstar Sector
⊕ Vanguard Total Stock Mkt Idx Instl Pls	-	53.65	53.65	-	-
⊕ Vanguard Total Intl Stock Index Inv	-	35.91	89.56	-	-
⊕ Vanguard Total Bond Market II Idx Inv	-	6.65	96.21	-	-
⊕ Vanguard Total Intl Bd II Idx Instl	-	3.00	99.21	-	-
⊕ Mktliq 12/31/2049	-	0.80	100.01	-	-
⊕ Us Dollar	-	0.01	100.02	-	-

## Total Holdings 6

⊕ Increase ⊖ Decrease ✨ New to Portfolio



# Vanguard Target Retirement 2065 Fund VLXVX

**Morningstar Category**  
Target-Date 2065+

**Morningstar Index**  
Morningstar Mod Tgt Risk TR USD

## Portfolio Manager(s)

Walter Nejman since 07-2017  
Aurélie Denis since 02-2023  
Michael Roach since 02-2023  
Roger Aliaga-Diaz since 02-2023

## Quantitative Screens

✔ **Performance:** The fund has finished in the Target-Date 2065+ category's top three quartiles in 4 of the 6 years it's been in existence.

✔ **Management:** The fund's management has been in place for 6.72 years.

✔ **Style:** The fund has landed in its primary style box — Large Blend — 100 % of the time over the past three years.

✔ **Net Expense:** The fund's expense ratio of 0.08 is 86.67% lower than the Target-Date 2065+ category average.

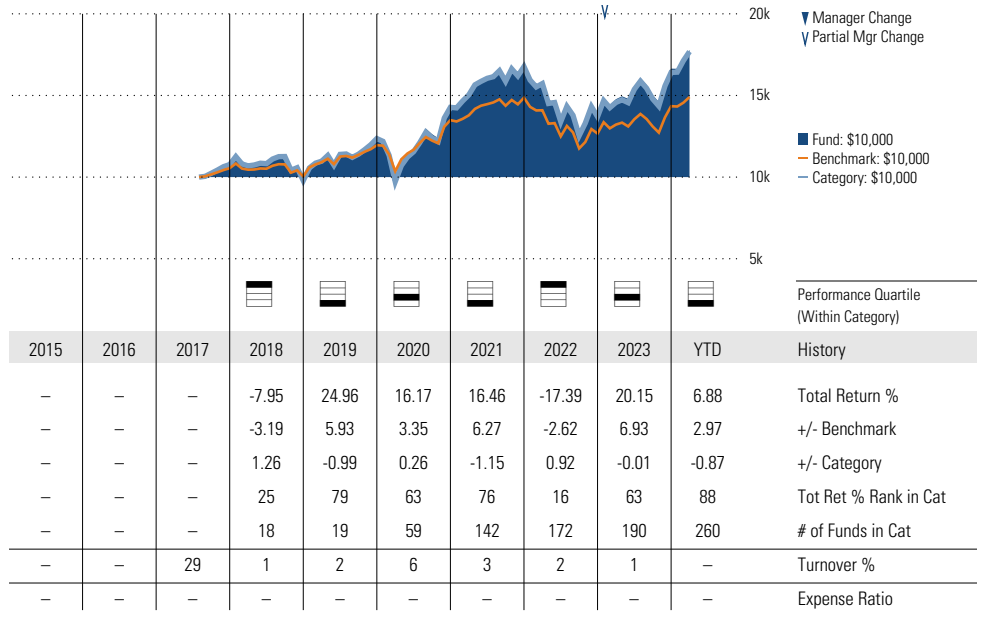
## Morningstar Investment Management LLC Analysis

This fund passes all of Morningstar Investment Management's quantitative screens. Morningstar Investment Management has also assessed the fund from a qualitative perspective and, as a fiduciary, is comfortable recommending the fund's use in retirement plans.

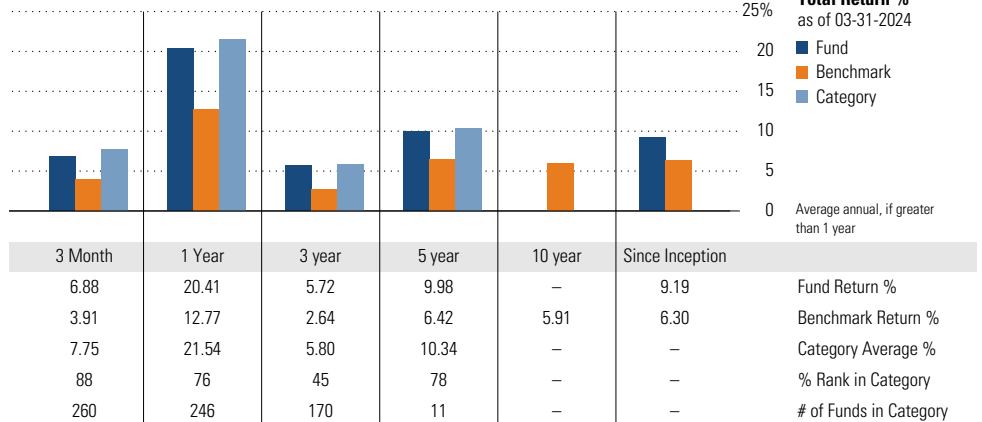
## ESG Metrics

Metric	Rating	Updated
Sustainability Rating	3	03-31-2024
Carbon Risk Score	Low Risk	12-31-2022
ESG Commitment	1-Low	02-15-2022

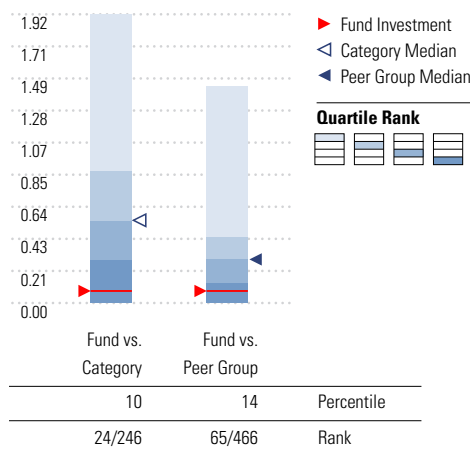
## Growth of \$10,000



## Trailing Performance



## Net Expense



Peer group is a subset of the category and includes funds with the same management style (active vs. passive) and similar share class characteristics.

## 3-Year Risk Metrics

Metric	Fund	Bmark	Cat
Alpha	2.59	-	2.60
Beta	1.24	-	1.29
R-Squared	97.66	-	96.48
Standard Deviation	15.62	12.42	16.30
Sharpe Ratio	0.25	0.04	0.25
Tracking Error	3.85	-	4.72
Information Ratio	0.80	-	0.66
Up Capture Ratio	136.18	-	141.07
Down Capture Ratio	122.61	-	127.64

## Portfolio Metrics

Metric	Fund	Bmark	Cat
Price/Earnings Ratio	19.73	18.45	19.94
Price/Book Ratio	2.62	2.33	2.69
Avg Eff Duration	6.46	-	7.34

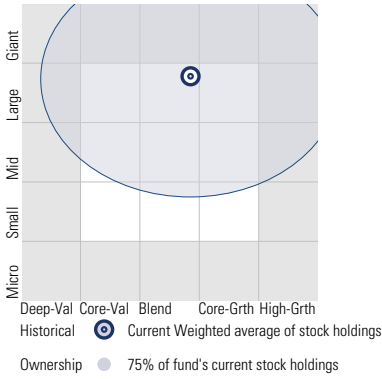
# Vanguard Target Retirement 2065 Fund VLXVX

**Morningstar Category**  
Target-Date 2065+

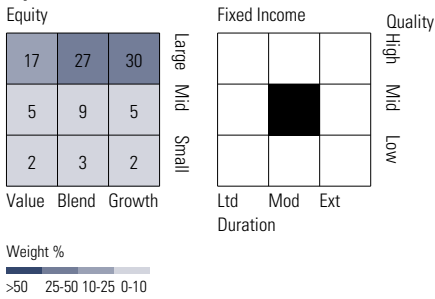
**Morningstar Index**  
Morningstar Mod Tgt Risk TR USD

## Style Analysis as of 03-31-2024

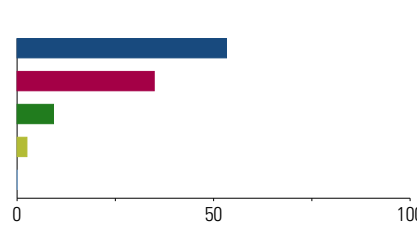
Morningstar Style Box™



## Style Breakdown

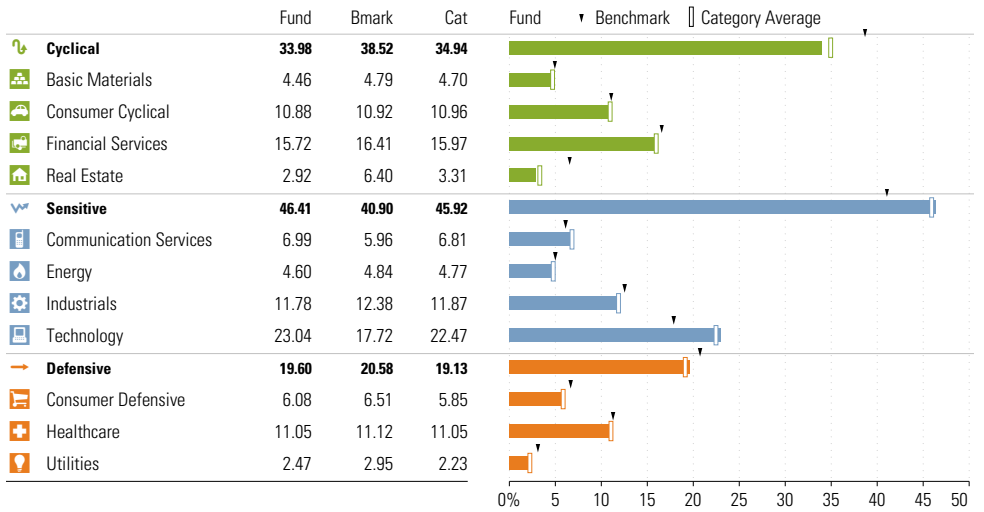


## Asset Allocation as of 03-31-2024



Asset Class	Net %	Cat%
US Stocks	53.28	45.43
Non-US Stocks	34.89	31.18
Bonds	9.26	10.52
Cash	2.50	1.38
Other	0.06	11.49
<b>Total</b>	<b>100.00</b>	<b>100.00</b>

## Sector Weighting as of 03-31-2024



## Top 6 Holdings as of 03-31-2024

Name	Maturity Date	% Net Asset	Cumulative %	YTD Return %	Morningstar Sector
⊕ Vanguard Total Stock Mkt Idx Instl Pls	-	53.44	53.44	-	-
⊕ Vanguard Total Intl Stock Index Inv	-	35.99	89.43	-	-
⊕ Vanguard Total Bond Market II Idx Inv	-	6.57	96.01	-	-
⊕ Vanguard Total Intl Bd II Idx Instl	-	2.99	98.99	-	-
⊕ Mktliq 12/31/2049	-	0.99	99.98	-	-
⊖ Us Dollar	-	0.02	100.00	-	-

## Total Holdings 6

⊕ Increase ⊖ Decrease ✨ New to Portfolio

# Vanguard Target Retirement 2070 Fund VSVNX

**Morningstar Category**  
Target-Date 2065+

**Morningstar Index**  
Morningstar Mod Tgt Risk TR USD

## Portfolio Manager(s)

Walter Nejman since 06-2022  
Aurélie Denis since 02-2023  
Michael Roach since 02-2023  
Roger Aliaga-Diaz since 02-2023

## Quantitative Screens

The Performance screen is not applicable for funds with less than three years of data.

✗ **Management:** The fund's management team has been in place for less than three years.

✔ **Style:** The fund has landed in its primary style box — Large Blend — 100 % of the time over the past three years.

✔ **Net Expense:** The fund's expense ratio of 0.08 is 86.67% lower than the Target-Date 2065+ category average.

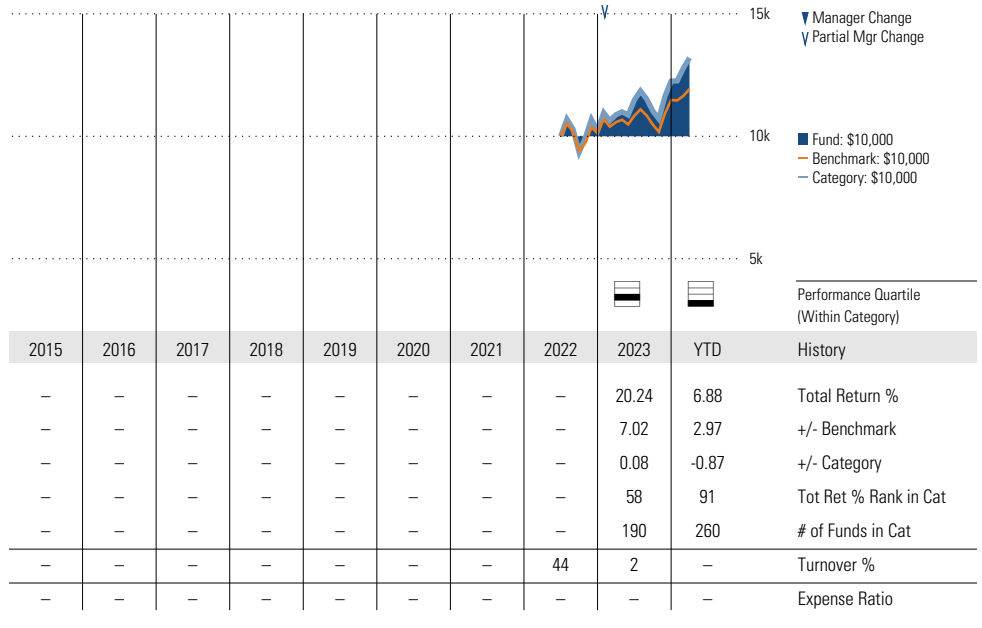
## Morningstar Investment Management LLC Analysis

This fund fails the manager tenure screen due to a limited history for this target-date vintage.

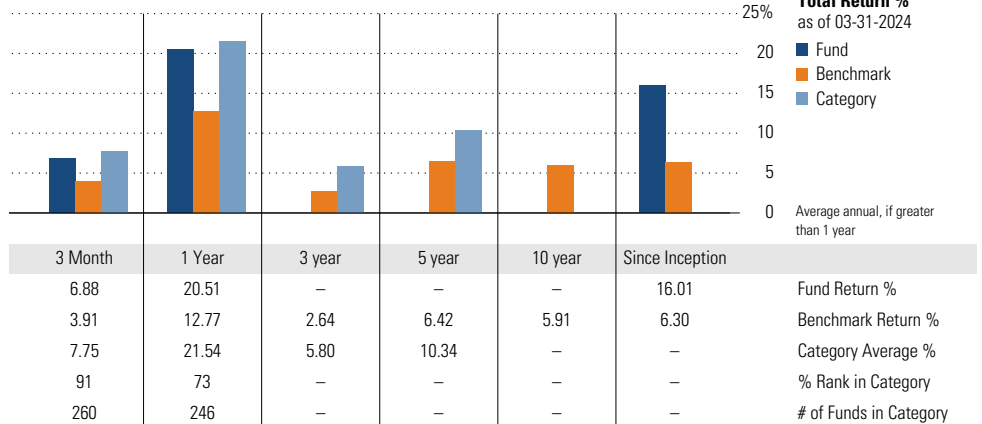
## ESG Metrics

Metric	Rating	Updated
Sustainability Rating	3	03-31-2024
Carbon Risk Score	Low Risk	12-31-2022

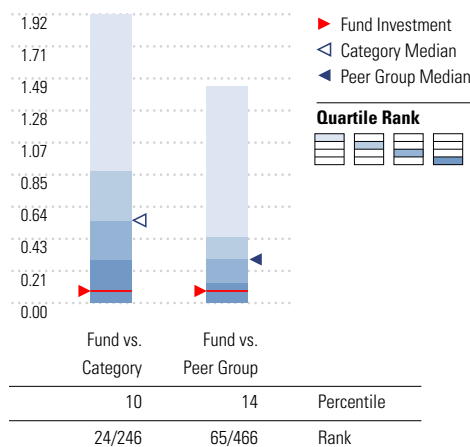
## Growth of \$10,000



## Trailing Performance



## Net Expense



Peer group is a subset of the category and includes funds with the same management style (active vs. passive) and similar share class characteristics.

## 3-Year Risk Metrics

Metric	Fund	Bmark	Cat
Alpha	-	-	2.60
Beta	-	-	1.29
R-Squared	-	-	96.48
Standard Deviation	-	12.42	16.30
Sharpe Ratio	-	0.04	0.25
Tracking Error	-	-	4.72
Information Ratio	-	-	0.66
Up Capture Ratio	-	-	141.07
Down Capture Ratio	-	-	127.64

## Portfolio Metrics

Metric	Fund	Bmark	Cat
Price/Earnings Ratio	19.76	18.45	19.94
Price/Book Ratio	2.63	2.33	2.69
Avg Eff Duration	6.45	-	7.34

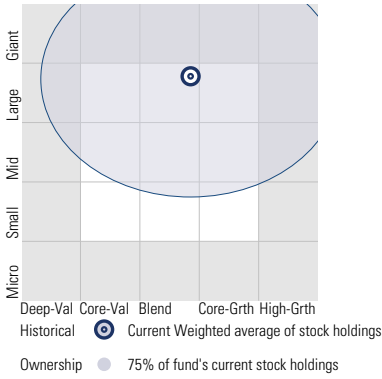
# Vanguard Target Retirement 2070 Fund VSVNX

**Morningstar Category**  
Target-Date 2065+

**Morningstar Index**  
Morningstar Mod Tgt Risk TR USD

## Style Analysis as of 03-31-2024

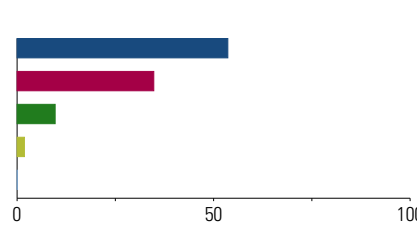
Morningstar Style Box™



## Style Breakdown

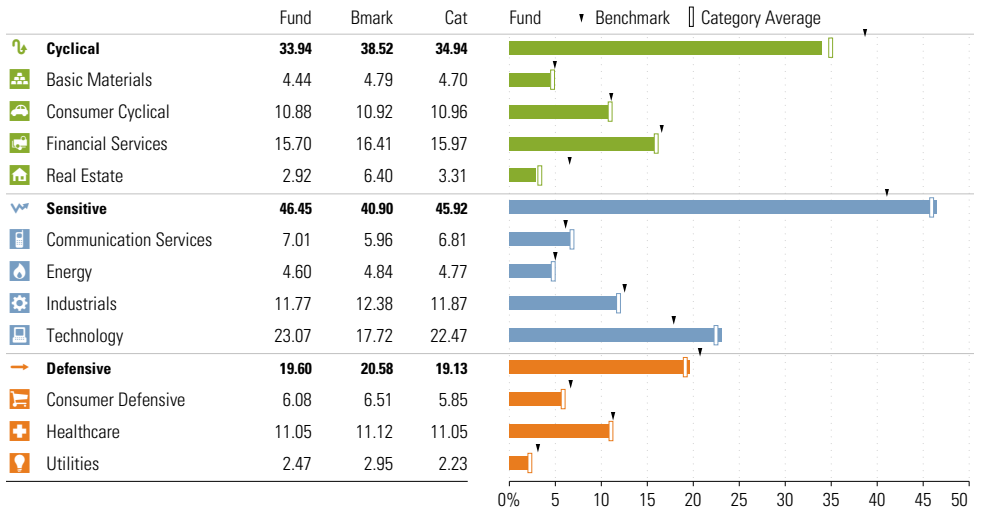


## Asset Allocation as of 03-31-2024



Asset Class	Net %	Cat%
US Stocks	53.62	45.43
Non-US Stocks	34.78	31.18
Bonds	9.68	10.52
Cash	1.86	1.38
Other	0.06	11.49
<b>Total</b>	<b>100.00</b>	<b>100.00</b>

## Sector Weighting as of 03-31-2024



## Top 6 Holdings as of 03-31-2024

Name	Maturity Date	% Net Asset	Cumulative %	YTD Return %	Morningstar Sector
⊕ Vanguard Total Stock Mkt Idx Instl Pls	-	53.79	53.79	-	-
⊕ Vanguard Total Intl Stock Index Inv	-	35.87	89.66	-	-
⊕ Vanguard Total Bond Market II Idx Inv	-	7.00	96.66	-	-
⊕ Vanguard Total Intl Bd II Idx Instl	-	2.99	99.65	-	-
⊕ Mktliq 12/31/2049	-	0.27	99.92	-	-
⊕ Us Dollar	-	0.08	100.00	-	-

## Total Holdings 6

⊕ Increase ⊖ Decrease ✨ New to Portfolio

# Vanguard Target Retirement Income Fund VTINX

**Morningstar Category**  
Target-Date Retirement

**Morningstar Index**  
Morningstar Lifetime Mod Incm TR USD

## Portfolio Manager(s)

Walter Nejman since 02-2013  
Aur lie Denis since 02-2023  
Michael Roach since 02-2023  
Roger Aliaga-Diaz since 02-2023

## Quantitative Screens

✔ **Performance:** The fund has finished in the Target-Date Retirement category's top three quartiles in 10 of the 10 years it's been in existence.

✔ **Management:** The fund's management has been in place for 11.11 years.

✔ **Style:** The fund has landed in its primary style box — Large Blend — 100 % of the time over the past three years.

✔ **Net Expense:** The fund's expense ratio of 0.08 is 86.89% lower than the Target-Date Retirement category average.

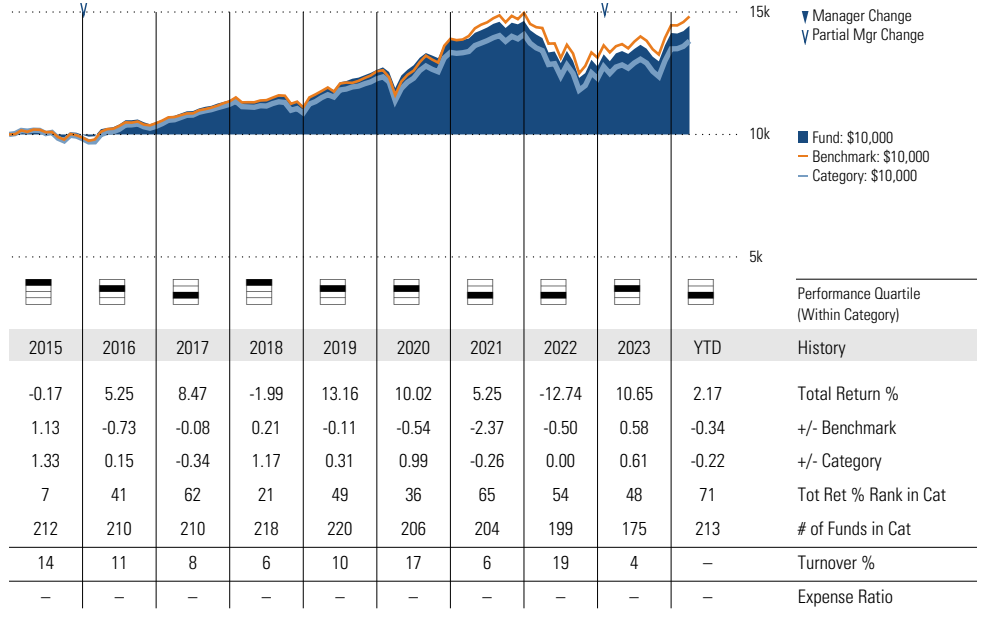
## Morningstar Investment Management LLC Analysis

This fund passes all of Morningstar Investment Management's quantitative screens. Morningstar Investment Management has also assessed the fund from a qualitative perspective and, as a fiduciary, is comfortable recommending the fund's use in retirement plans.

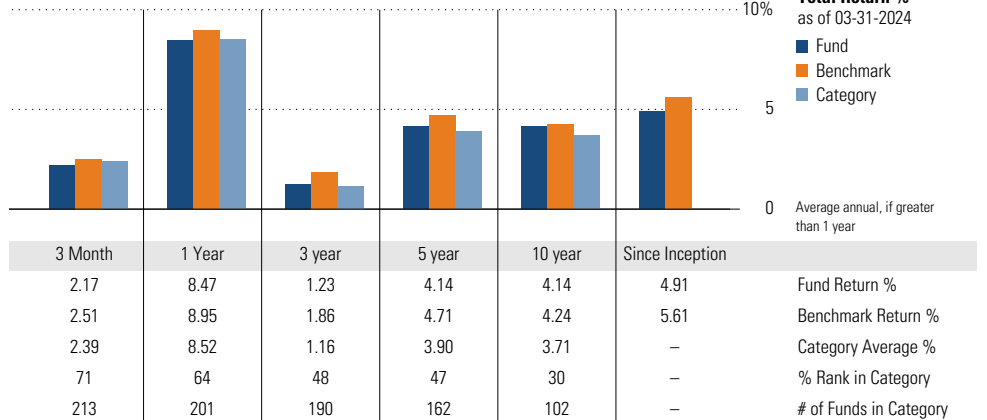
## ESG Metrics

Metric	Rating	Updated
Sustainability Rating	4	03-31-2024
ESG Commitment	1-Low	02-15-2022

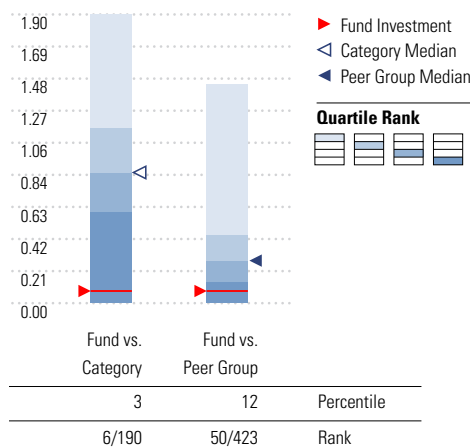
## Growth of \$10,000



## Trailing Performance



## Net Expense



Peer group is a subset of the category and includes funds with the same management style (active vs. passive) and similar share class characteristics.

## 3-Year Risk Metrics

	Fund	Bmark	Cat
Alpha	-0.51	-	-0.53
Beta	0.93	-	0.97
R-Squared	97.81	-	96.66
Standard Deviation	8.53	9.06	8.90
Sharpe Ratio	-0.16	-0.08	-0.15
Tracking Error	1.41	-	1.85
Information Ratio	-0.45	-	-0.35
Up Capture Ratio	91.87	-	94.85
Down Capture Ratio	96.00	-	99.11

## Portfolio Metrics

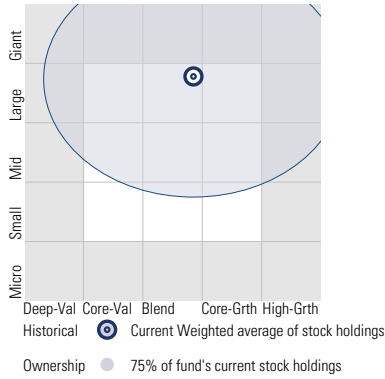
	Fund	Bmark	Cat
Price/Earnings Ratio	19.70	20.14	20.28
Price/Book Ratio	2.62	2.71	2.71
Avg Eff Duration	5.49	-	5.75

# Vanguard Target Retirement Income Fund VTINX

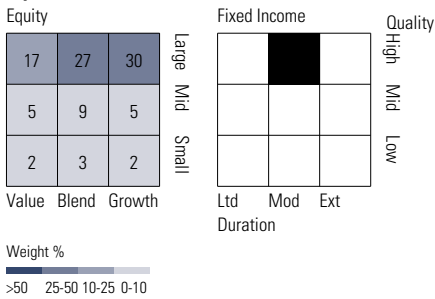
**Morningstar Category**  
Target-Date Retirement

**Morningstar Index**  
Morningstar Lifetime Mod Incm TR USD

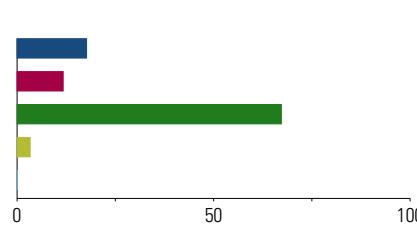
**Style Analysis** as of 03-31-2024  
Morningstar Style Box™



**Style Breakdown**

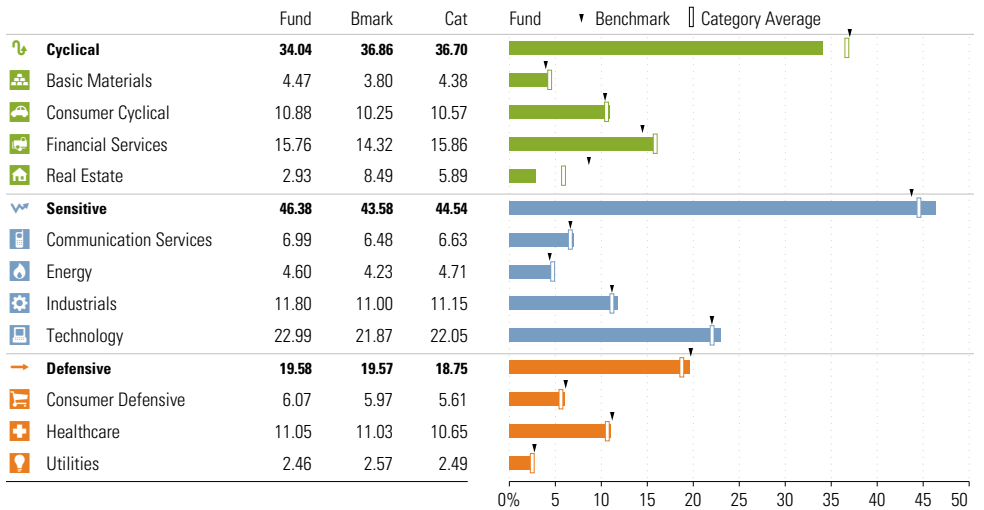


**Asset Allocation** as of 03-31-2024



Asset Class	Net %	Cat%
US Stocks	17.68	23.38
Non-US Stocks	11.72	13.42
Bonds	67.24	46.38
Cash	3.32	3.72
Other	0.05	13.10
<b>Total</b>	<b>100.00</b>	<b>100.00</b>

**Sector Weighting** as of 03-31-2024



**Top 7 Holdings** as of 03-31-2024

Name	Maturity Date	% Net Asset	Cumulative %	YTD Return %	Morningstar Sector
⊕ Vanguard Total Bond Market II Idx Inv	—	36.83	36.83	—	—
⊖ Vanguard Total Stock Mkt Idx Instl Pls	—	17.73	54.56	—	—
⊕ Vanguard Shrt-Term Infl-Prot Sec Idx Adm	—	16.48	71.04	—	—
⊕ Vanguard Total Intl Bd II Idx Instl	—	16.13	87.18	—	—
⊖ Vanguard Total Intl Stock Index Inv	—	12.08	99.26	—	—
⊕ Mktliq 12/31/2049	—	0.74	100.00	—	—
⊖ Us Dollar	—	0.00	100.00	—	—

**Total Holdings 7**

⊕ Increase ⊖ Decrease ✨ New to Portfolio