

American Century Inflation Adjs Bond R5 AIANX

Morningstar Category
Inflation-Protected Bond

Morningstar Index
Bloomberg US Treasury US TIPS TR USD

Portfolio Manager(s)

Robert Gahagan since 11-2001
James Platz since 09-2007
Miguel Castillo since 02-2014
Steve Bartolini since 09-2024

Quantitative Screens

✔ **Performance:** The fund has finished in the Inflation-Protected Bond category's top three quartiles in 9 of the 10 years it's been in existence.

✔ **Management:** The fund's management has been in place for 23.35 years.

Style Consistency is not calculated for Fixed Income funds.

✔ **Net Expense:** The fund's expense ratio of 0.34 is 49.25% lower than the Inflation-Protected Bond category average.

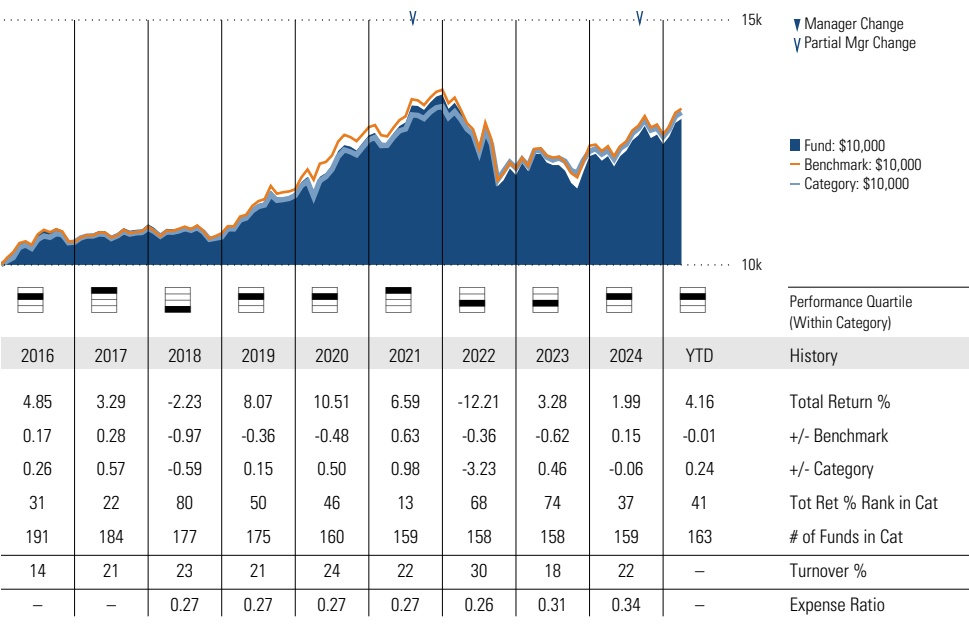
Morningstar Investment Management LLC Analysis

This fund passes all of Morningstar Investment Management's quantitative screens. Morningstar Investment Management has also assessed the fund from a qualitative perspective and, as a fiduciary, is comfortable recommending the fund's use in retirement plans.

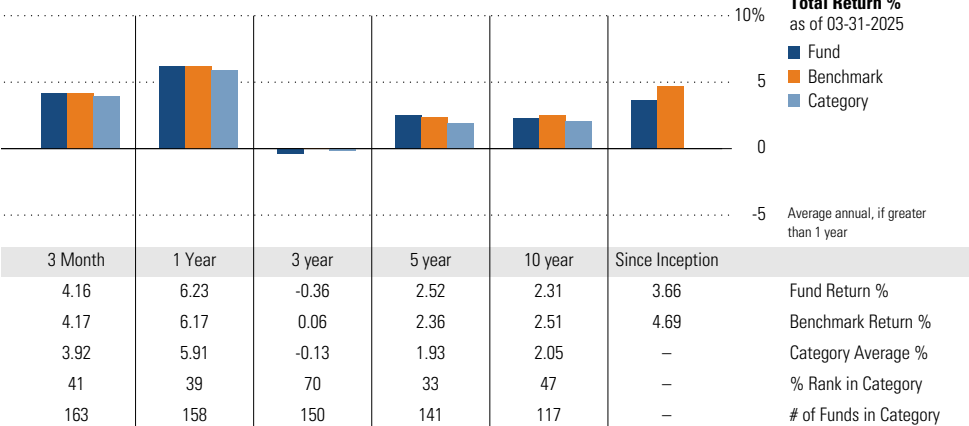
ESG Metrics

Metric	Rating	Updated
Sustainability Rating	3	05-31-2024

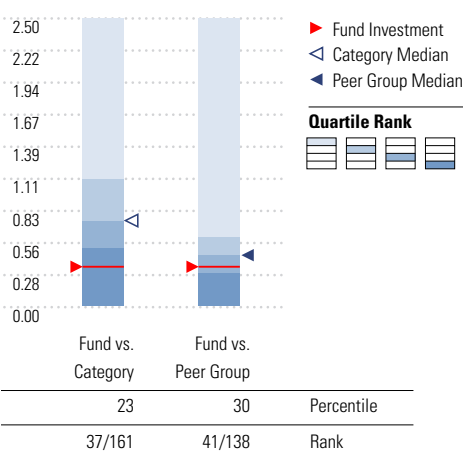
Growth of \$10,000



Trailing Performance



Net Expense



Peer group is a subset of the category and includes funds with the same management style (active vs. passive) and similar share class characteristics.

3-Year Risk Metrics

	Fund	Bmark	Cat
Alpha	-0.41	—	-0.23
Beta	1.03	—	1.01
R-Squared	99.69	—	96.76
Standard Deviation	7.43	7.23	7.89
Sharpe Ratio	-0.63	-0.59	-0.60
Tracking Error	0.45	—	1.63
Information Ratio	-0.92	—	-0.48
Up Capture Ratio	102.24	—	99.78
Down Capture Ratio	106.45	—	102.69

Portfolio Metrics

	Fund	Bmark	Cat
Avg Eff Duration	6.55	4.52	6.66
Avg Eff Maturity	7.99	—	7.57

American Century Inflation Adjs Bond R5 AIANX

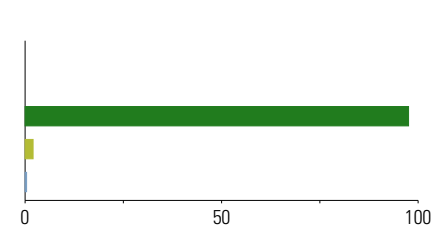
Morningstar Category
Inflation-Protected Bond

Morningstar Index
Bloomberg US Treasury US TIPS TR USD

Style Analysis as of 03-31-2025



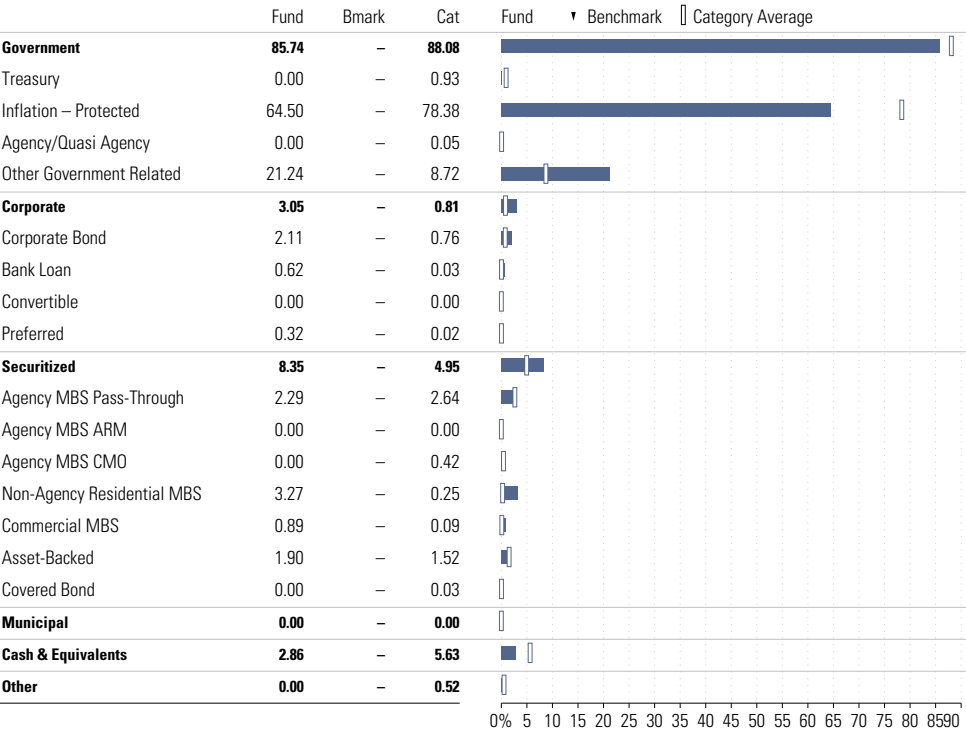
Asset Allocation as of 03-31-2025



Asset Class	Net %	Cat%
US Stocks	0.00	0.22
Non-US Stocks	0.00	0.00
Bonds	97.57	96.83
Cash	2.03	4.63
Other	0.38	-1.67
Total	100.00	100.00

Credit Rating Breakdown	Fund	Bmark	Cat
AAA	93.46	0.00	29.99
AA	1.32	99.60	65.02
A	0.80	0.00	0.66
BBB	1.65	0.00	1.13
BB	1.42	0.00	0.31
B	0.00	0.00	0.09
Below B	0.00	0.00	0.11
Not Rated	1.35	0.40	2.69

Sector Weighting as of 03-31-2025



Top 10 Holdings as of 03-31-2025

Name	Maturity Date	% Net Asset	Cumulative %	Fixed Income Sector
⊖ United States Treasury Notes 0.125%	04-2027	4.40	4.40	—
⊖ United States Treasury Notes 1.375%	07-2033	4.23	8.63	—
⊕ Us 5yr Note (Cbt) Jun25 Xcbt 20250630	06-2025	4.16	12.78	—
⊕ United States Treasury Notes 0.625%	07-2032	4.14	16.92	—
⊖ United States Treasury Notes 0.5%	01-2028	3.85	20.77	—
⊕ United States Treasury Notes 1.875%	07-2034	3.78	24.54	—
⊖ United States Treasury Notes 0.125%	01-2031	3.05	27.59	—
⊖ United States Treasury Notes 0.125%	07-2031	3.02	30.62	—
⊕ United States Treasury Notes 1.25%	04-2028	2.90	33.52	—
⊕ Government National Mortgage Association 5.5%	05-2054	2.71	36.22	—

Total Holdings 169

⊕ Increase ⊖ Decrease ✱ New to Portfolio

American Funds AMCAP R6 RAFGX

Morningstar Category Large Growth
Morningstar Index Russell 1000 Growth TR USD

Portfolio Manager(s)

Aidan O'Connell since 07-2015
Jessica Spaly since 10-2017
Martin Jacobs since 05-2018
Cheryl Frank since 10-2018
Eric Stern since 11-2019
Michael Beckwith since 05-2024
J. Frank since 05-2025

Quantitative Screens

- Performance: The fund has finished in the Large Growth category's top three quartiles in 6 of the 10 years it's been in existence.
- Management: The fund's management has been in place for 13.93 years.
- Style: The fund has landed in its primary style box — Large Growth — 100 % of the time over the past three years.
- Net Expense: The fund's expense ratio of 0.34 is 62.64% lower than the Large Growth category average.

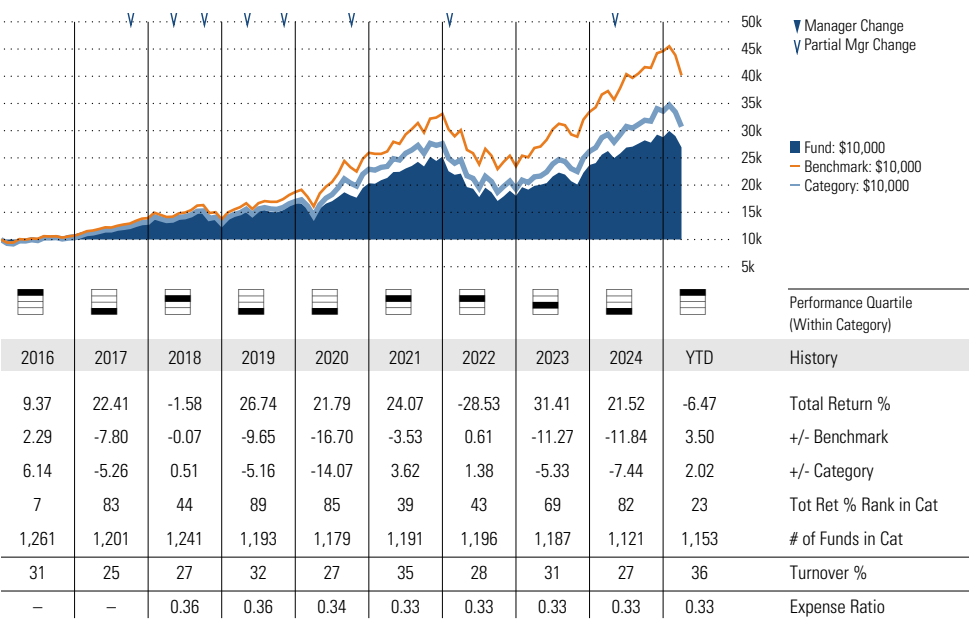
Morningstar Investment Management LLC Analysis

We are placing this fund on watch due to the departure of lead PIO (Principal Investment Officer) and sleeve manager James Terrile from the fund. Terrile's departure marks the sixth sleeve manager departure since 2020 and coincides with a period of weak relative performance for the strategy. Seven sleeve managers remain, including new lead PIO Cheryl Frank, who has managed assets here since 2018 and been a co-PIO since 2021. We are placing the fund on watch while monitoring the transition of lead PIO.

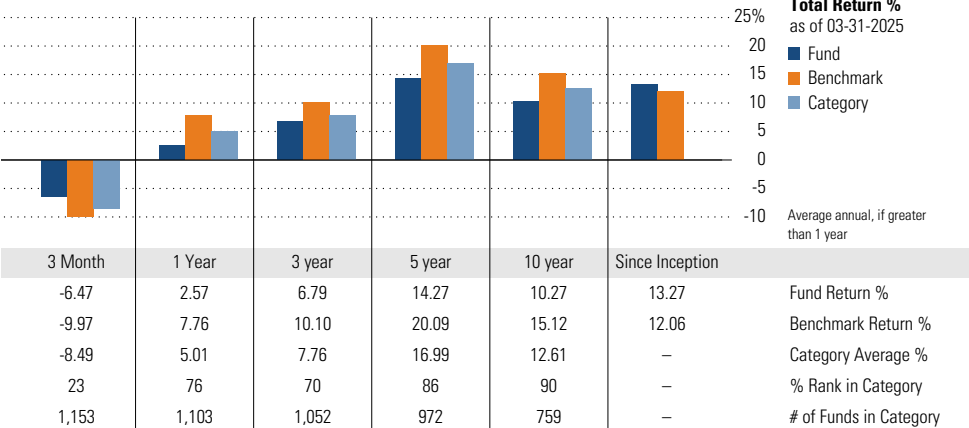
ESG Metrics

Metric	Rating	Updated
Sustainability Rating	2	02-28-2025
Carbon Risk Score	Low Risk	12-31-2022

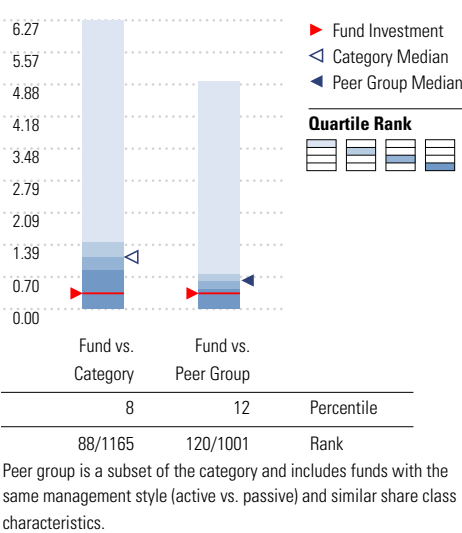
Growth of \$10,000



Trailing Performance



Net Expense



3-Year Risk Metrics

	Fund	Bmark	Cat
Alpha	-2.03	-	-2.14
Beta	0.88	-	1.00
R-Squared	93.86	-	93.04
Standard Deviation	18.60	20.48	21.40
Sharpe Ratio	0.20	0.35	0.24
Tracking Error	5.22	-	5.61
Information Ratio	-0.63	-	-0.50
Up Capture Ratio	85.90	-	97.12
Down Capture Ratio	93.30	-	105.25

Portfolio Metrics

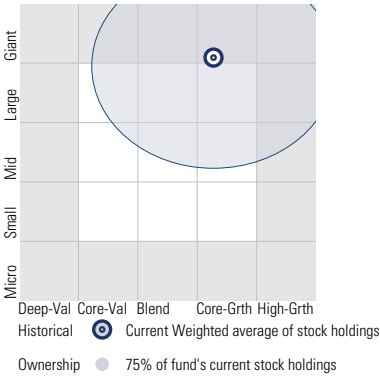
	Fund	Bmark	Cat
Price/Earnings Ratio	30.07	31.44	32.02
Price/Book Ratio	6.71	10.77	8.55
Geom Avg Mkt Cap \$B	261.08	628.18	490.16
ROE	31.99	44.98	37.38

American Funds AMCAP R6 RAFGX

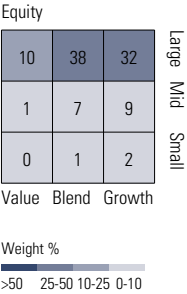
Morningstar Category Large Growth
Morningstar Index Russell 1000 Growth TR USD

Style Analysis as of 03-31-2025

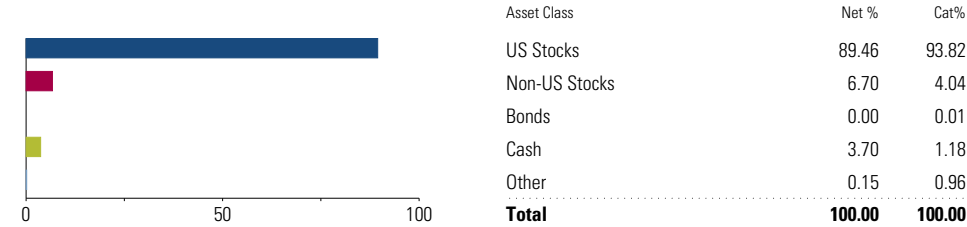
Morningstar Style Box™



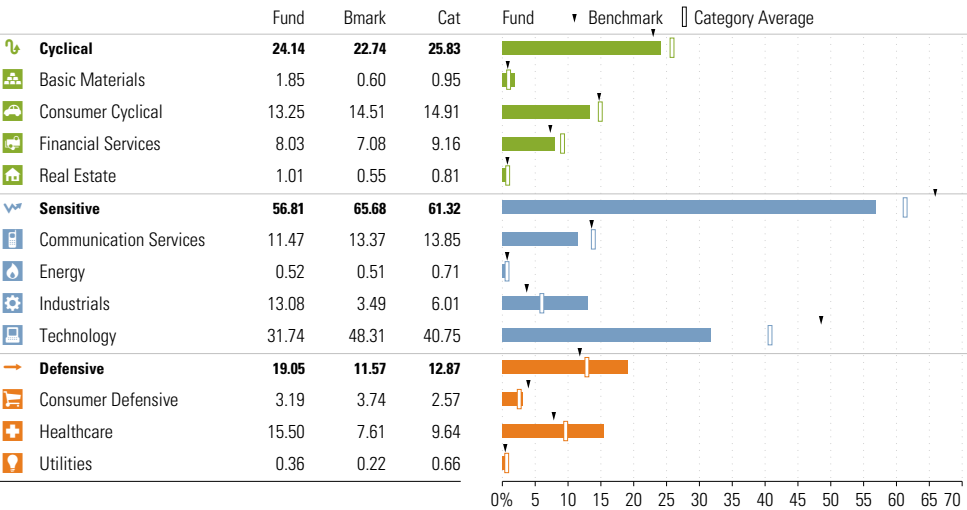
Style Breakdown



Asset Allocation as of 03-31-2025



Sector Weighting as of 03-31-2025



Top 15 Holdings as of 03-31-2025

Name	% Net Asset	Cumulative %	YTD Return %	Morningstar Sector
⊕ Microsoft Corp	6.51	6.51	-10.74	Technology
⊕ Amazon.com Inc	5.01	11.51	-13.28	Consumer Cyclical
⊖ Broadcom Inc	4.42	15.93	-27.53	Technology
⊕ Capital Group Central Cash Fund	3.72	19.65	—	—
⊕ NVIDIA Corp	3.67	23.32	-19.29	Technology
⊖ Meta Platforms Inc Class A	3.58	26.89	-1.47	Communication Svc
⊕ Eli Lilly and Co	3.31	30.20	7.18	Healthcare
⊖ TransDigm Group Inc	3.20	33.40	9.15	Industrials
⊖ Alphabet Inc Class A	2.98	36.38	-18.20	Communication Svc
⊖ Apple Inc	2.54	38.92	-11.20	Technology
⊖ Mastercard Inc Class A	2.23	41.15	4.24	Financial Services
⊖ Salesforce Inc	2.17	43.32	-19.73	Technology
⊖ Alphabet Inc Class C	1.84	45.16	-17.86	Communication Svc
⊕ Vertex Pharmaceuticals Inc	1.69	46.85	20.39	Healthcare
⊕ UnitedHealth Group Inc	1.69	48.54	3.95	Healthcare

Total Holdings 197

⊕ Increase ⊖ Decrease ✱ New to Portfolio

American Funds American Balanced R6 RLBGX

Morningstar Category
Moderate Allocation

Morningstar Index
Morningstar US Mod Tgt Alloc NR USD

Portfolio Manager(s)

Hilda Applbaum since 01-1999
Alan Berro since 03-2006
Paul Benjamin since 07-2014
Alan Wilson since 01-2016
John Queen since 07-2016
Pramod Atluri since 03-2018
Mark Casey since 10-2019
Ritchie Tuazon since 10-2020
Mathews Cherian since 05-2021
Jin Lee since 03-2023
Chit Purani since 03-2023
Irfan Furniturewala since 05-2023

Quantitative Screens

- Performance: The fund has finished in the Moderate Allocation category's top three quartiles in 10 of the 10 years it's been in existence.
- Management: The fund's management has been in place for 26.26 years.
- Style: The fund has landed in its primary style box — Large Blend — 90 % of the time over the past three years.
- Net Expense: The fund's expense ratio of 0.25 is 74.75% lower than the Moderate Allocation category average.

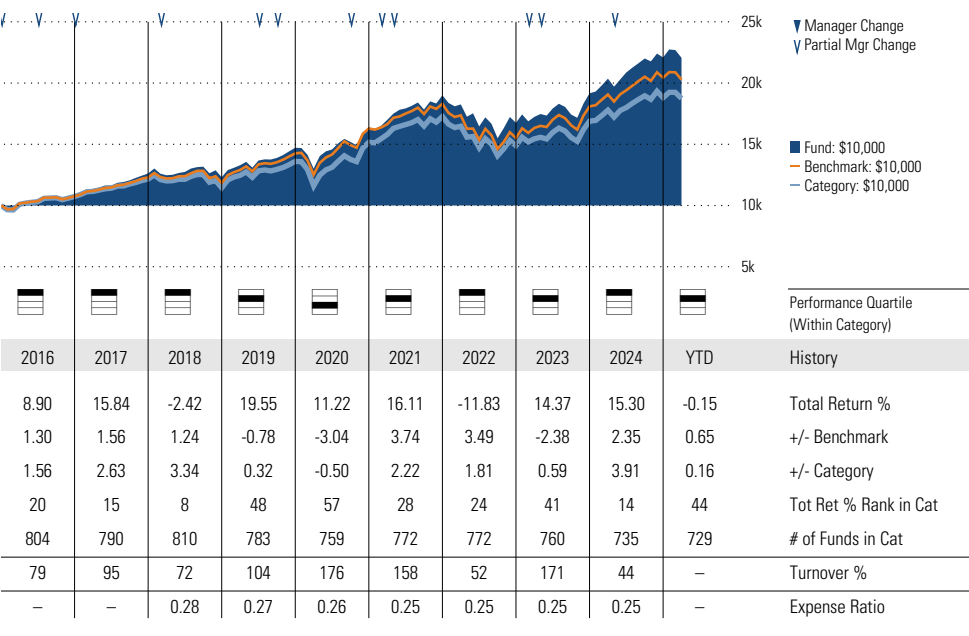
Morningstar Investment Management LLC Analysis

This fund passes all of Morningstar Investment Management's quantitative screens. Morningstar Investment Management has also assessed the fund from a qualitative perspective and, as a fiduciary, is comfortable recommending the fund's use in retirement plans.

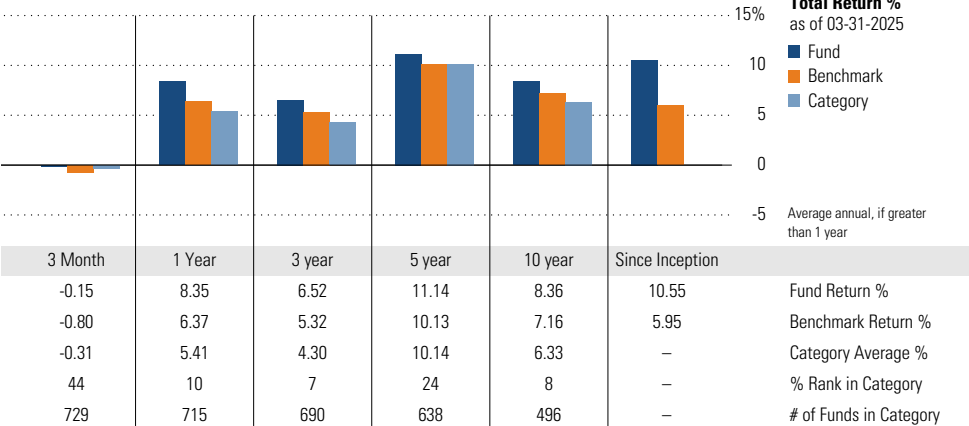
ESG Metrics

Metric	Rating	Updated
Sustainability Rating	3	02-28-2025
Carbon Risk Score	Low Risk	12-31-2022
ESG Commitment	1-Low	02-15-2022

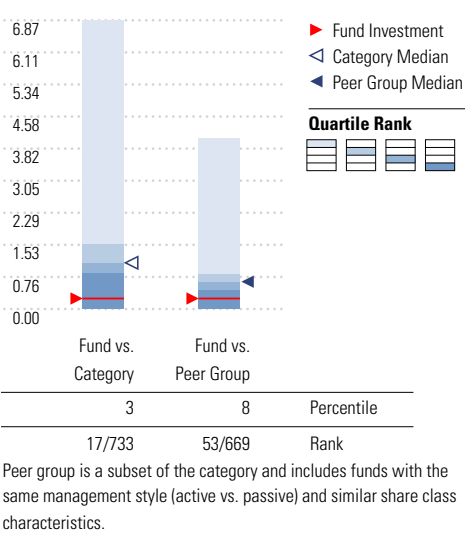
Growth of \$10,000



Trailing Performance



Net Expense



3-Year Risk Metrics

	Fund	Bmark	Cat
Alpha	1.30	—	-0.75
Beta	0.97	—	0.98
R-Squared	96.91	—	94.27
Standard Deviation	11.97	12.17	12.33
Sharpe Ratio	0.21	0.12	0.04
Tracking Error	2.14	—	2.75
Information Ratio	0.56	—	-0.45
Up Capture Ratio	103.37	—	97.23
Down Capture Ratio	97.08	—	102.07

Portfolio Metrics

	Fund	Bmark	Cat
Price/Earnings Ratio	23.65	21.74	22.82
Price/Book Ratio	3.97	3.21	3.45
Avg Eff Duration	6.26	—	5.05

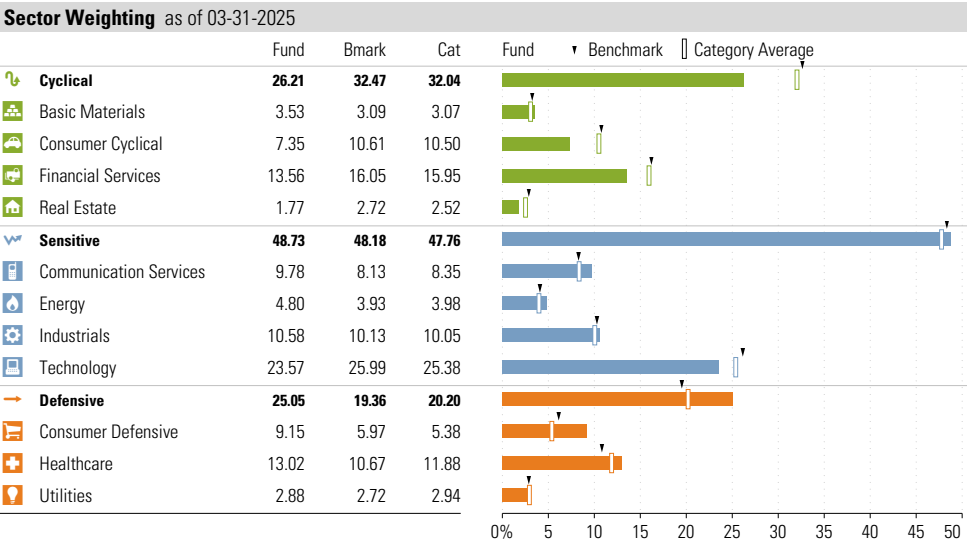
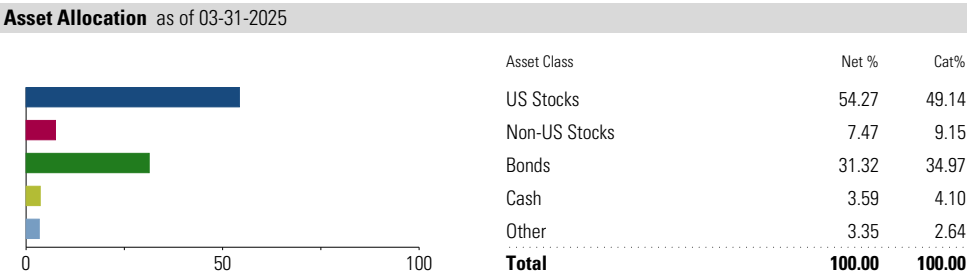
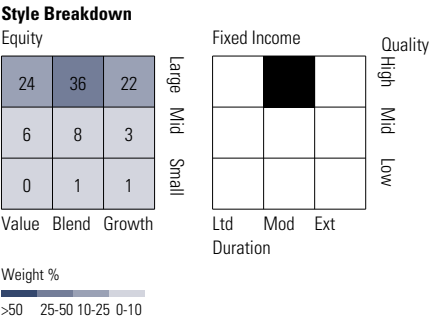
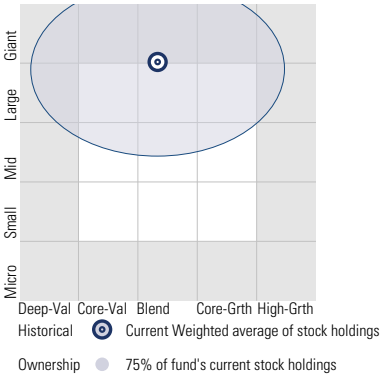
American Funds American Balanced R6 RLBGX

Morningstar Category
Moderate Allocation

Morningstar Index
Morningstar US Mod Tgt Alloc NR USD

Style Analysis as of 03-31-2025

Morningstar Style Box™



Top 10 Holdings as of 03-31-2025

Name	Maturity Date	% Net Asset	Cumulative %	YTD Return %	Morningstar Sector
⊕ Capital Group Central Cash Fund	—	5.24	5.24	—	—
⊖ Broadcom Inc	—	3.29	8.53	-27.53	Technology
⊖ Microsoft Corp	—	2.92	11.45	-10.74	Technology
⊕ Cap Grp Cent Fd Ser Ii	—	2.89	14.34	—	—
⊖ Philip Morris International Inc	—	2.40	16.74	33.01	Consumer Defensive
✱ Cash And Other Assets Less Liabilities	—	1.77	18.51	—	—
⊖ Meta Platforms Inc Class A	—	1.65	20.16	-1.47	Communication Svc
⊕ UnitedHealth Group Inc	—	1.65	21.81	3.95	Healthcare
⊕ Alphabet Inc Class C	—	1.58	23.40	-17.86	Communication Svc
⊖ Taiwan Semiconductor Manufacturing Co Ltd ADR	—	1.57	24.97	-15.60	Technology

Total Holdings 3687

⊕ Increase ⊖ Decrease ✱ New to Portfolio

American Funds Invmt Co of Amer R6 RICGX

Morningstar Category
Large Blend
Morningstar Index
S&P 500 TR USD

Portfolio Manager(s)

James Lovelace since 03-1992
Christopher Buchbinder since 03-2007
Grant Cambridge since 03-2014
Martin Romo since 07-2018
Aline Avzaradel since 03-2019
Martin Jacobs since 12-2019
Jessica Spaly since 03-2021
Greg Miliotes since 03-2025

Quantitative Screens

- Performance:** The fund has finished in the Large Blend category's top three quartiles in 9 of the 10 years it's been in existence.
- Management:** The fund's management has been in place for 33.1 years.
- Style:** The fund has landed in its primary style box — Large Blend — 80 % of the time over the past three years.
- Net Expense:** The fund's expense ratio of 0.27 is 62.5% lower than the Large Blend category average.

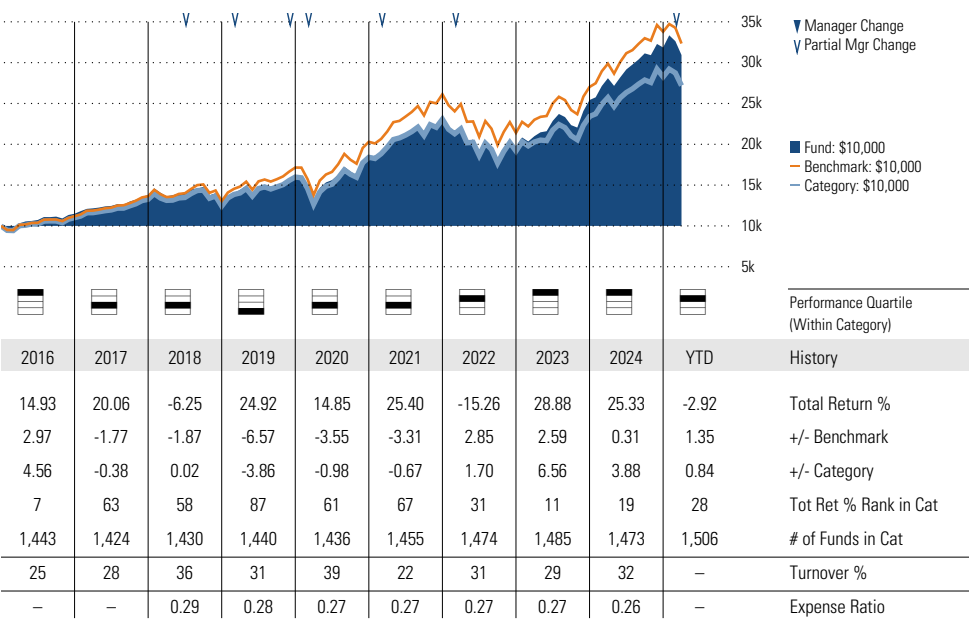
Morningstar Investment Management LLC Analysis

This fund passes all of Morningstar Investment Management's quantitative screens. Morningstar Investment Management has also assessed the fund from a qualitative perspective and, as a fiduciary, is comfortable recommending the fund's use in retirement plans.

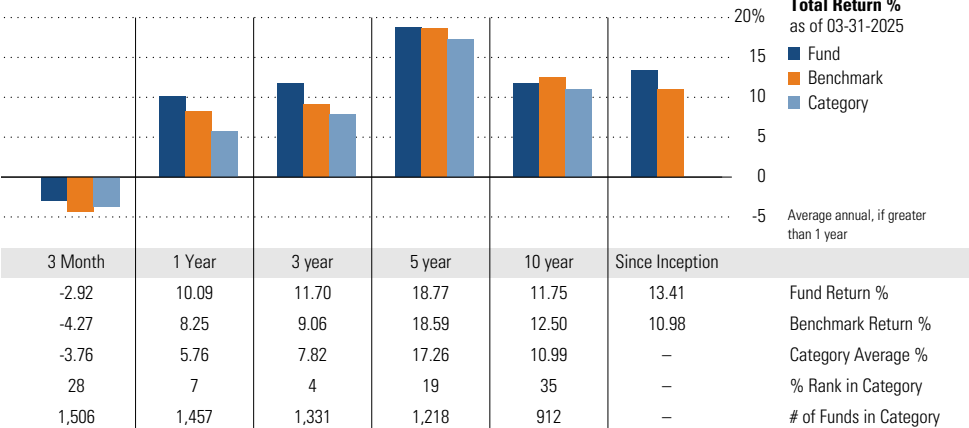
ESG Metrics

Metric	Rating	Updated
Sustainability Rating	2	02-28-2025
Carbon Risk Score	Low Risk	12-31-2022

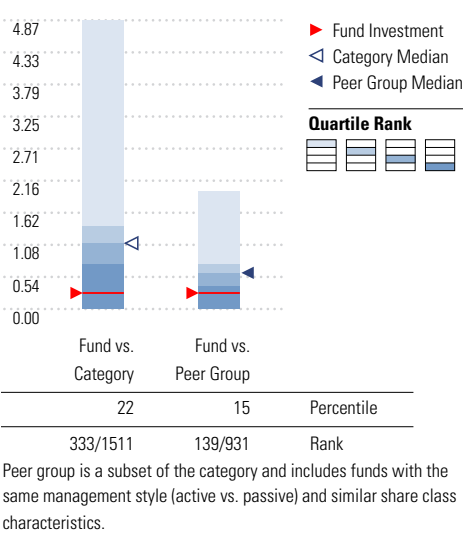
Growth of \$10,000



Trailing Performance



Net Expense



3-Year Risk Metrics

	Fund	Bmark	Cat
Alpha	3.05	—	-0.78
Beta	0.92	—	0.95
R-Squared	96.40	—	94.91
Standard Deviation	16.21	17.31	16.86
Sharpe Ratio	0.49	0.33	0.25
Tracking Error	3.38	—	3.52
Information Ratio	0.78	—	-1.23
Up Capture Ratio	100.07	—	93.86
Down Capture Ratio	88.99	—	97.30

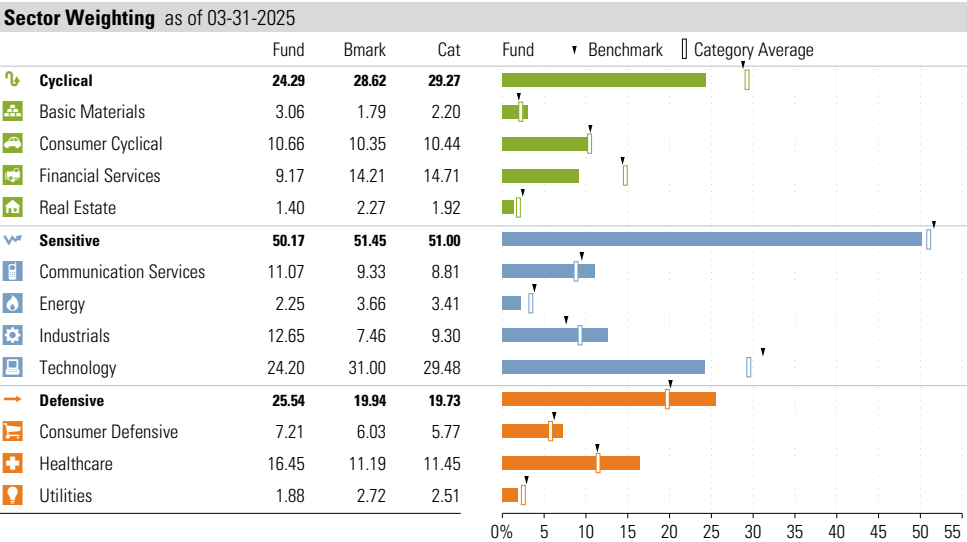
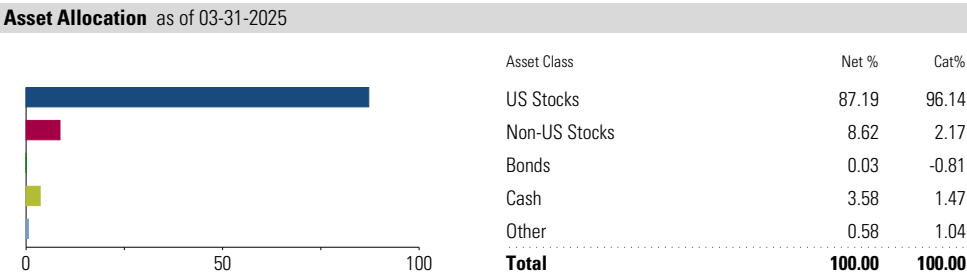

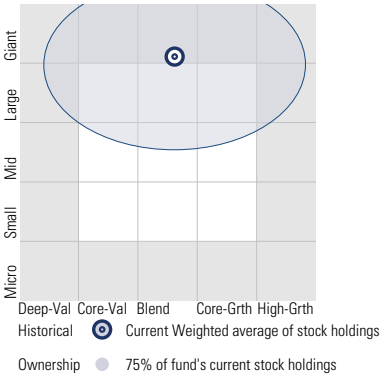
Portfolio Metrics

	Fund	Bmark	Cat
Price/Earnings Ratio	25.67	24.90	24.63
Price/Book Ratio	4.56	4.50	4.55
Geom Avg Mkt Cap \$B	274.56	312.90	391.45
ROE	30.59	33.58	31.26

American Funds Invmt Co of Amer R6 RICGX

Morningstar Category Large Blend
Morningstar Index S&P 500 TR USD

Style Analysis as of 03-31-2025
Morningstar Style Box™



Top 15 Holdings as of 03-31-2025				
Name	% Net Asset	Cumulative %	YTD Return %	Morningstar Sector
⊕ Microsoft Corp	6.41	6.41	-10.74	Technology
⊖ Meta Platforms Inc Class A	4.45	10.86	-1.47	Communication Svc
⊖ Broadcom Inc	4.39	15.24	-27.53	Technology
⊕ Amazon.com Inc	3.62	18.86	-13.28	Consumer Cyclical
⊕ Capital Group Central Cash Fund	3.27	22.13	—	—
⊕ UnitedHealth Group Inc	2.96	25.08	3.95	Healthcare
⊕ British American Tobacco PLC	2.74	27.83	—	Consumer Defensive
⊕ Eli Lilly and Co	2.48	30.31	7.18	Healthcare
⊕ NVIDIA Corp	2.26	32.57	-19.29	Technology
⊖ GE Aerospace	2.12	34.69	20.22	Industrials
⊖ Alphabet Inc Class C	2.06	36.76	-17.86	Communication Svc
⊖ Royal Caribbean Group	2.06	38.82	-10.62	Consumer Cyclical
⊖ Philip Morris International Inc	2.02	40.84	33.01	Consumer Defensive
⊖ Apple Inc	1.89	42.72	-11.20	Technology
⊖ Alphabet Inc Class A	1.83	44.55	-18.20	Communication Svc
Total Holdings 206				
⊕ Increase ⊖ Decrease ✱ New to Portfolio				

American Funds New Perspective R6 RNPGX

Morningstar Category
Global Large-Stock Growth

Morningstar Index
MSCI ACWI NR USD

Portfolio Manager(s)

Robert Lovelace since 12-2000
Joanna Jonsson since 12-2005
Steven Watson since 12-2005
Brady Enright since 12-2005
Noriko Chen since 04-2012
Andraz Razen since 07-2015
Barbara Burtin since 12-2018
Patrice Collette since 12-2018
Kohei Higashi since 12-2020
Anne-Marie Peterson since 12-2020

Quantitative Screens

- Performance:** The fund has finished in the Global Large-Stock Growth category's top three quartiles in 10 of the 10 years it's been in existence.
- Management:** The fund's management has been in place for 24.35 years.
- Style:** The fund has landed in its primary style box — Large Growth — 100 % of the time over the past three years.
- Net Expense:** The fund's expense ratio of 0.41 is 61.32% lower than the Global Large-Stock Growth category average.

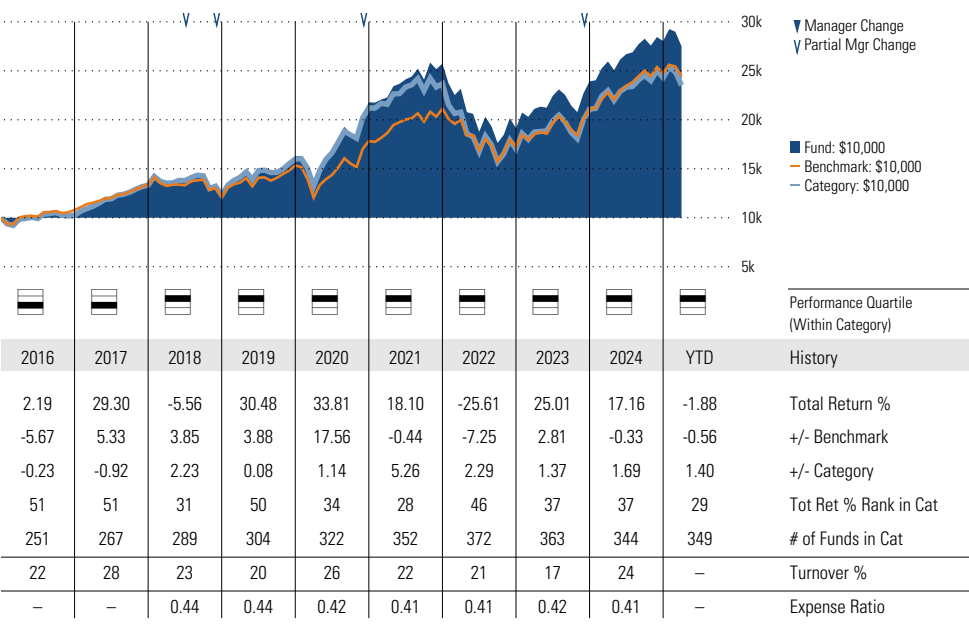
Morningstar Investment Management LLC Analysis

This fund passes all of Morningstar Investment Management's quantitative screens. Morningstar Investment Management has also assessed the fund from a qualitative perspective and, as a fiduciary, is comfortable recommending the fund's use in retirement plans.

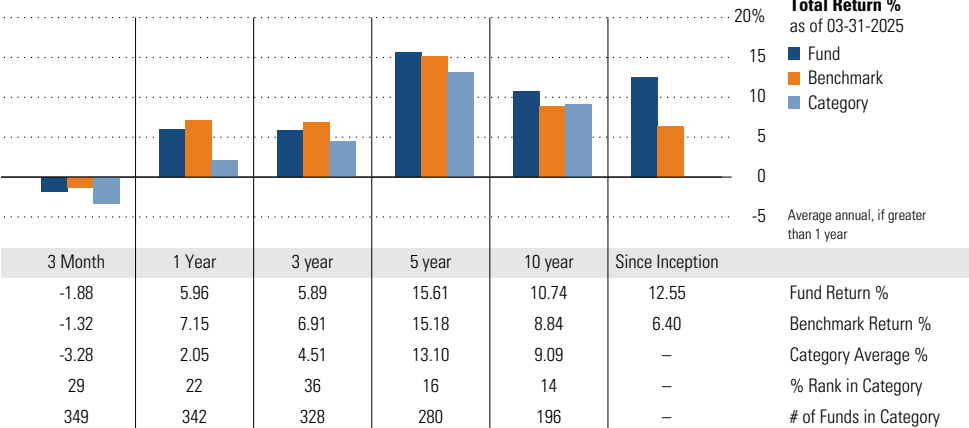
ESG Metrics

Metric	Rating	Updated
Sustainability Rating	3	02-28-2025
Carbon Risk Score	Low Risk	12-31-2022
ESG Commitment	2-Basic	02-15-2022

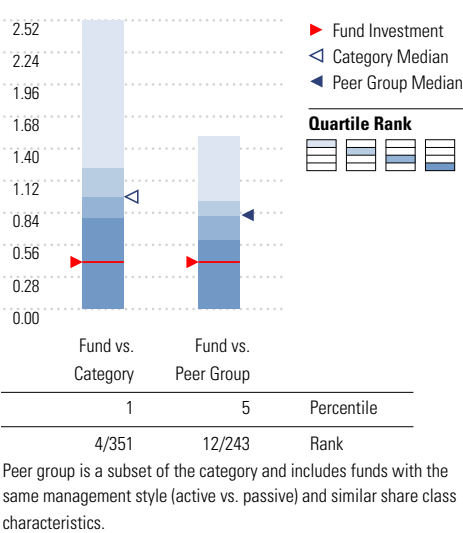
Growth of \$10,000



Trailing Performance



Net Expense



3-Year Risk Metrics

	Fund	Bmark	Cat
Alpha	-1.31	—	-2.07
Beta	1.07	—	1.12
R-Squared	97.53	—	90.25
Standard Deviation	17.66	16.29	19.42
Sharpe Ratio	0.16	0.22	0.13
Tracking Error	3.01	—	6.40
Information Ratio	-0.34	—	-0.32
Up Capture Ratio	102.41	—	105.86
Down Capture Ratio	107.64	—	115.24

Portfolio Metrics

	Fund	Bmark	Cat
Price/Earnings Ratio	24.52	20.66	26.28
Price/Book Ratio	3.69	2.94	4.52
Geom Avg Mkt Cap \$B	166.14	157.73	212.70
ROE	25.42	27.22	29.88

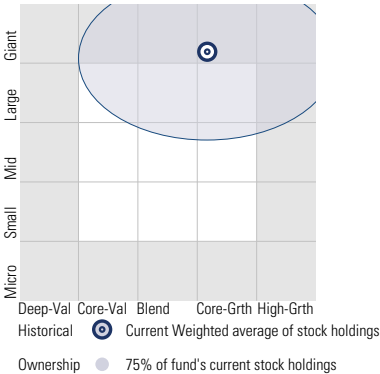
American Funds New Perspective R6 RNPGX

Morningstar Category
Global Large-Stock Growth

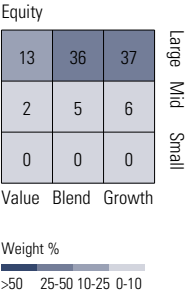
Morningstar Index
MSCI ACWI NR USD

Style Analysis as of 03-31-2025

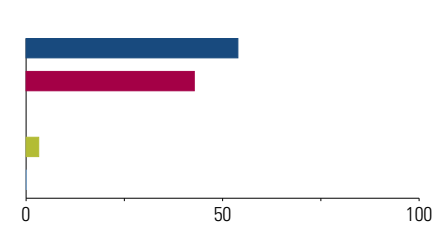
Morningstar Style Box™



Style Breakdown

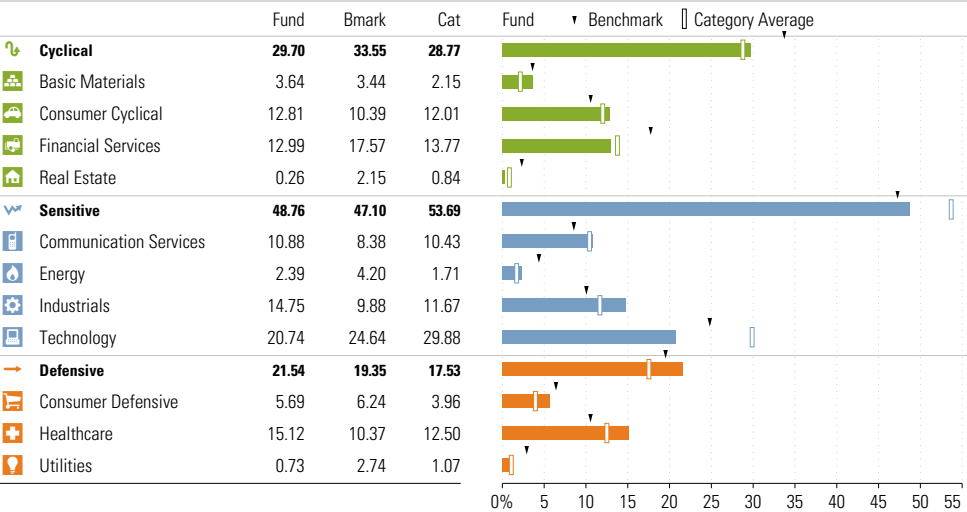


Asset Allocation as of 03-31-2025



Asset Class	Net %	Cat%
US Stocks	53.89	61.07
Non-US Stocks	42.79	36.46
Bonds	0.00	0.01
Cash	3.21	2.06
Other	0.10	0.40
Total	100.00	100.00

Sector Weighting as of 03-31-2025



World Regions % Equity 03-31-2025



Region	Fund %	Cat %
Greater Asia	10.36	12.51
Japan	3.40	4.01
Australasia	0.41	0.28
Asia-4 Tigers	4.56	4.22
Asia-ex 4 Tigers	1.99	4.00
Not Classified	0.00	0.00
Americas	60.10	66.22
North America	58.76	64.92
Central/Latin	1.34	1.30
Greater Europe	29.54	21.27
United Kingdom	5.90	4.71
W euro-ex UK	23.40	16.27
Emrgng Europe	0.00	0.00
Africa	0.24	0.29
Market Maturity	Fund %	
Developed Markets	96.42	
Emerging Markets	3.58	
Not Available	0.00	

Top 10 Holdings as of 03-31-2025

Name	% Net Asset	Cumulative %	YTD Return %	Morningstar Sector
Meta Platforms Inc Class A	3.78	3.78	-1.47	Communication Svc
Capital Group Central Cash Fund	3.18	6.96	—	—
Microsoft Corp	3.05	10.01	-10.74	Technology
Taiwan Semiconductor Manufacturing Co Ltd	2.72	12.73	—	Technology
Broadcom Inc	2.19	14.91	-27.53	Technology
Tesla Inc	2.04	16.95	-35.83	Consumer Cyclical
NVIDIA Corp	1.70	18.66	-19.29	Technology
Netflix Inc	1.63	20.28	4.62	Communication Svc
Eli Lilly and Co	1.58	21.87	7.18	Healthcare
Essilorluxottica	1.56	23.43	—	Healthcare

Total Holdings 268

⊕ Increase ⊖ Decrease ✱ New to Portfolio

American Funds New World R6 RNWGX

Morningstar Category

Diversified Emerging Mkts

Morningstar Index

MSCI EM NR USD

Portfolio Manager(s)

Carl Kawaja since 06-1999

Robert Lovelace since 06-1999

Winnie Kwan since 01-2009

Christopher Thomsen since 01-2009

Tomonori Tani since 10-2013

Akira Shiraishi since 01-2017

Bradford Freer since 01-2017

Lisa Thompson since 10-2019

Kirstie Spence since 12-2019

Dawid Justus since 01-2020

Piyada Phanaphat since 01-2020

Matt Hochstetler since 01-2024

Quantitative Screens

✔ **Performance:** The fund has finished in the Diversified Emerging Mkts category's top three quartiles in 10 of the 10 years it's been in existence.

✔ **Management:** The fund's management has been in place for 25.81 years.

✔ **Style:** The fund has landed in its primary style box — Large Growth — 100 % of the time over the past three years.

✔ **Net Expense:** The fund's expense ratio of 0.57 is 48.18% lower than the Diversified Emerging Mkts category average.

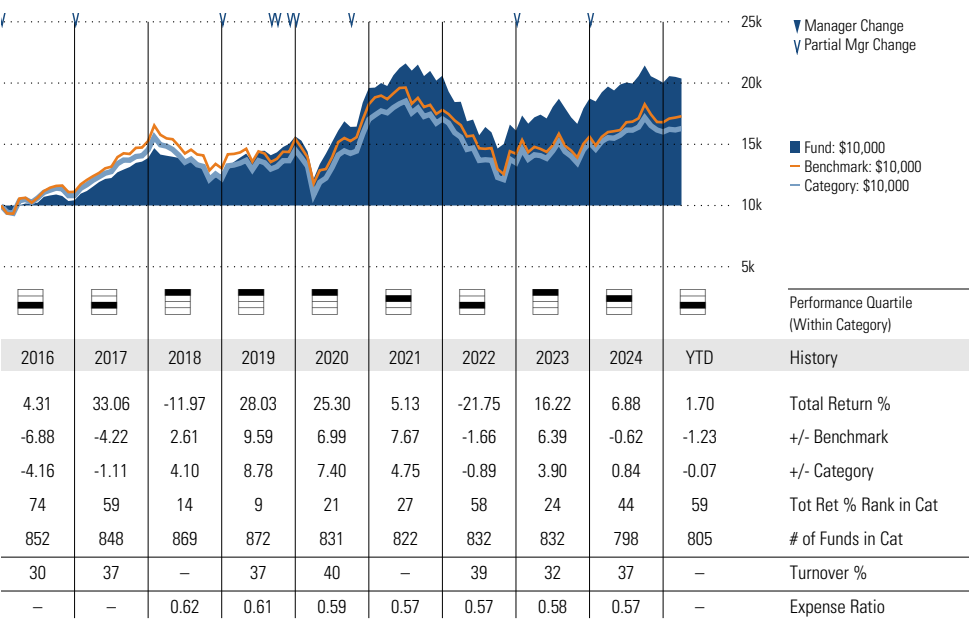
Morningstar Investment Management LLC Analysis

This fund passes all of Morningstar Investment Management's quantitative screens. Morningstar Investment Management has also assessed the fund from a qualitative perspective and, as a fiduciary, is comfortable recommending the fund's use in retirement plans.

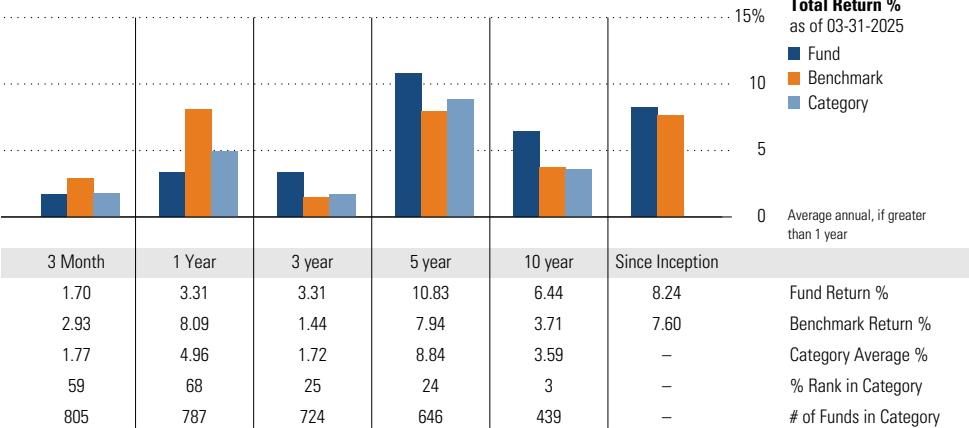
ESG Metrics

Metric	Rating	Updated
Sustainability Rating	3	02-28-2025
Carbon Risk Score	Medium Risk	12-31-2022
ESG Commitment	1-Low	02-15-2022

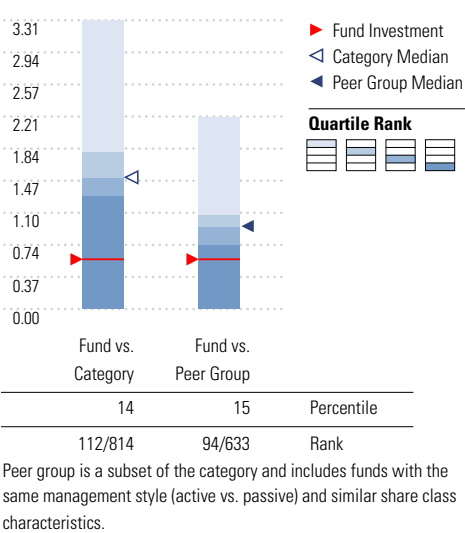
Growth of \$10,000



Trailing Performance



Net Expense



3-Year Risk Metrics

	Fund	Bmark	Cat
Alpha	2.13	—	0.14
Beta	0.78	—	0.92
R-Squared	79.90	—	88.55
Standard Deviation	15.36	17.59	17.27
Sharpe Ratio	-0.01	-0.09	-0.10
Tracking Error	7.90	—	5.75
Information Ratio	0.24	—	0.00
Up Capture Ratio	79.55	—	91.18
Down Capture Ratio	70.58	—	91.07

Portfolio Metrics

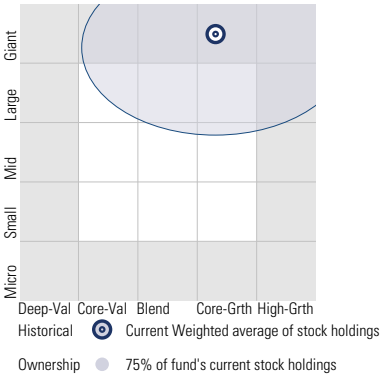
	Fund	Bmark	Cat
Price/Earnings Ratio	17.86	13.79	13.50
Price/Book Ratio	2.86	1.75	1.87
Geom Avg Mkt Cap \$B	72.23	49.09	56.61
ROE	25.07	17.45	19.33

American Funds New World R6 RNWGX

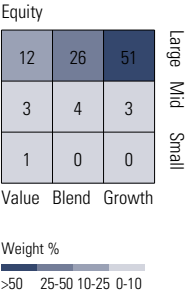
Morningstar Category Diversified Emerging Mkts Morningstar Index MSCI EM NR USD

Style Analysis as of 03-31-2025

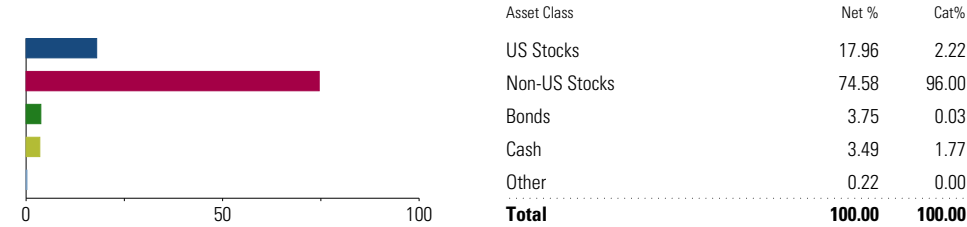
Morningstar Style Box™



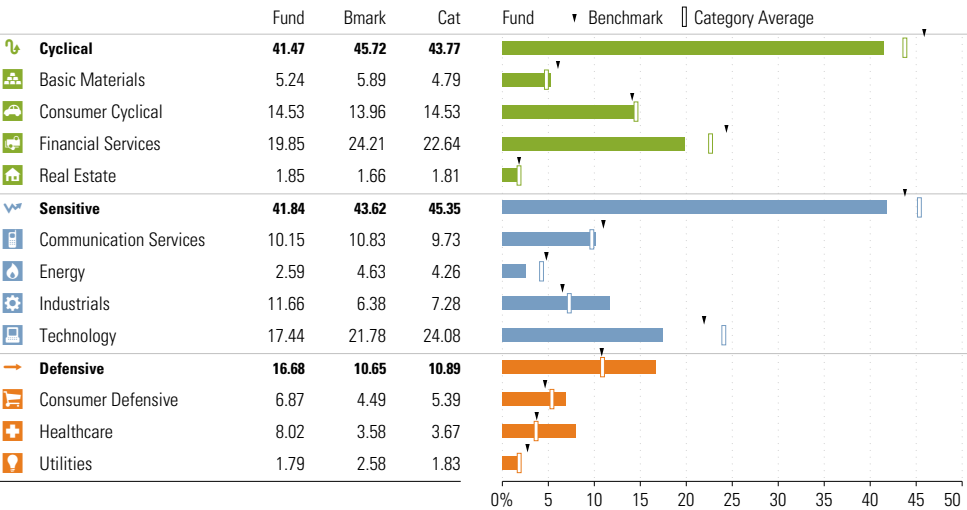
Style Breakdown




Asset Allocation as of 03-31-2025



Sector Weighting as of 03-31-2025



World Regions % Equity 03-31-2025



Top 10 Holdings as of 03-31-2025

Name	% Net Asset	Cumulative %	YTD Return %	Morningstar Sector
⊕ Taiwan Semiconductor Manufacturing Co Ltd	5.58	5.58	—	Technology
⊕ Capital Group Central Cash Fund	3.62	9.20	—	—
⊕ MercadoLibre Inc	2.17	11.37	14.73	Consumer Cyclical
⊖ Microsoft Corp	1.95	13.32	-10.74	Technology
⊕ Meta Platforms Inc Class A	1.75	15.06	-1.47	Communication Svc
⊖ Tencent Holdings Ltd	1.69	16.75	—	Communication Svc
⊖ Airbus SE	1.33	18.09	—	Industrials
⊕ Banco Bilbao Vizcaya Argentaria SA	1.32	19.40	—	Financial Services
⊕ SK Hynix Inc	1.20	20.60	—	Technology
⊕ Kweichow Moutai Co Ltd Class A	1.16	21.76	—	Consumer Defensive

Total Holdings 585

⊕ Increase ⊖ Decrease ✱ New to Portfolio

American Funds Washington Mutual R6 RWMGX

Morningstar Category Large Blend
Morningstar Index S&P 500 TR USD

Portfolio Manager(s)

Alan Berro since 07-1997
Alan Wilson since 07-2013
Diana Wagner since 06-2014
Jin Lee since 07-2014
Eric Stern since 11-2014
Irfan Furniturewala since 06-2015
Emme Kozloff since 07-2016
Mark Casey since 07-2016
Aline Avzaradel since 07-2021

Quantitative Screens

- Performance: The fund has finished in the Large Blend category's top three quartiles in 7 of the 10 years it's been in existence.
- Management: The fund's management has been in place for 27.77 years.
- Style: The fund has landed in its primary style box — Large Blend — 100 % of the time over the past three years.
- Net Expense: The fund's expense ratio of 0.26 is 63.89% lower than the Large Blend category average.

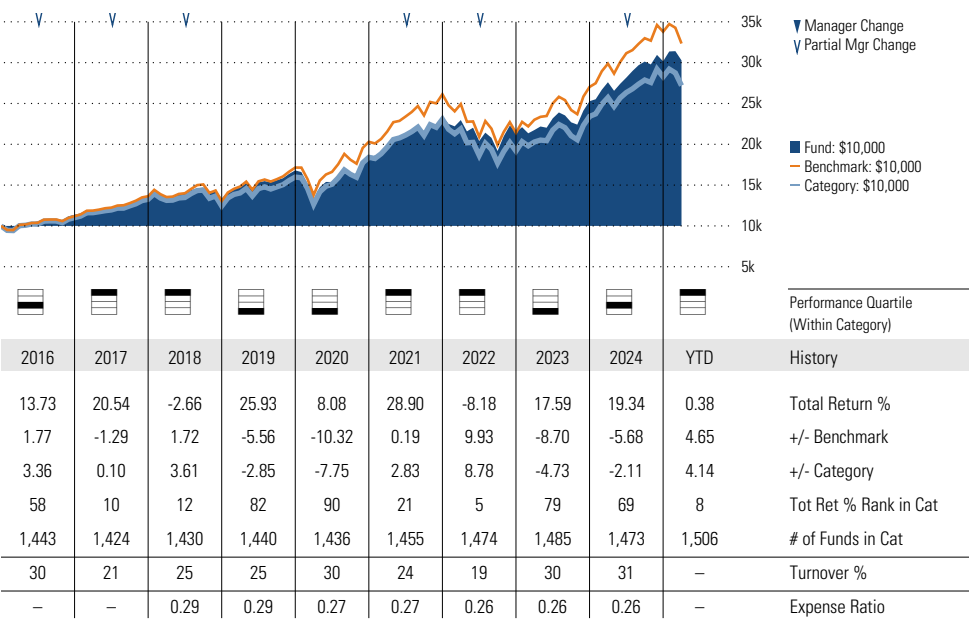
Morningstar Investment Management LLC Analysis

This fund passes all of Morningstar Investment Management's quantitative screens. Morningstar Investment Management has also assessed the fund from a qualitative perspective and, as a fiduciary, is comfortable recommending the fund's use in retirement plans.

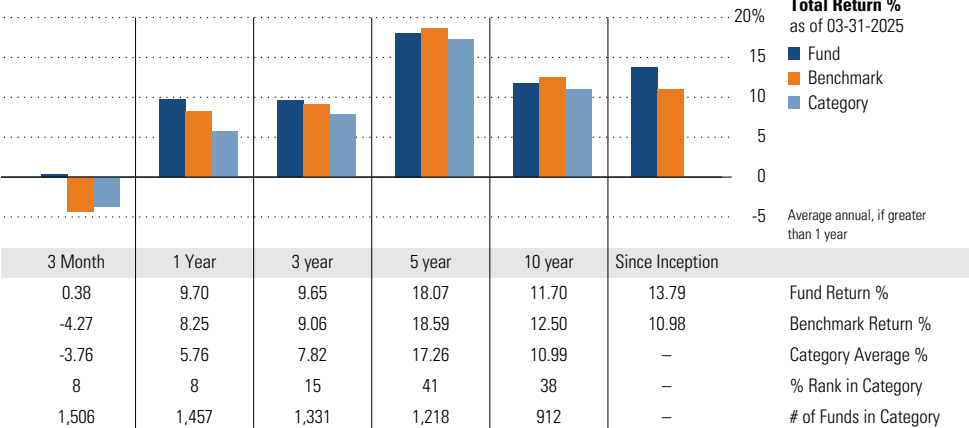
ESG Metrics

Metric	Rating	Updated
Sustainability Rating	2	02-28-2025
Carbon Risk Score	Low Risk	12-31-2022
ESG Commitment	1-Low	02-15-2022

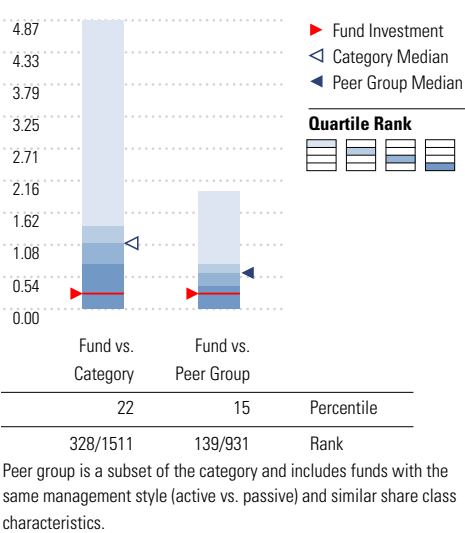
Growth of \$10,000



Trailing Performance



Net Expense



3-Year Risk Metrics

	Fund	Bmark	Cat
Alpha	2.14	—	-0.78
Beta	0.80	—	0.95
R-Squared	92.21	—	94.91
Standard Deviation	14.37	17.31	16.86
Sharpe Ratio	0.40	0.33	0.25
Tracking Error	5.33	—	3.52
Information Ratio	0.11	—	-1.23
Up Capture Ratio	86.52	—	93.86
Down Capture Ratio	79.13	—	97.30

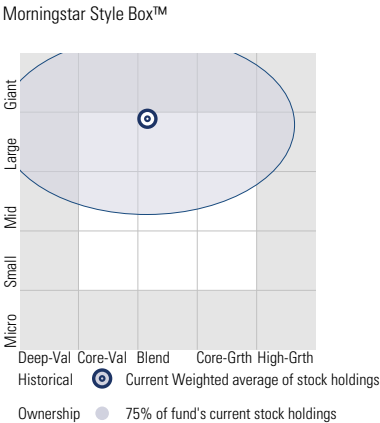
Portfolio Metrics

	Fund	Bmark	Cat
Price/Earnings Ratio	24.30	24.90	24.63
Price/Book Ratio	3.98	4.50	4.55
Geom Avg Mkt Cap \$B	208.05	312.90	391.45
ROE	29.25	33.58	31.26

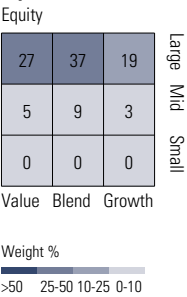
American Funds Washington Mutual R6 RWMGX

Morningstar Category Large Blend
Morningstar Index S&P 500 TR USD

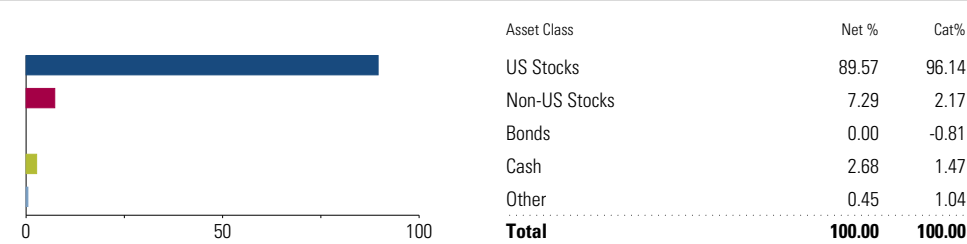
Style Analysis as of 03-31-2025



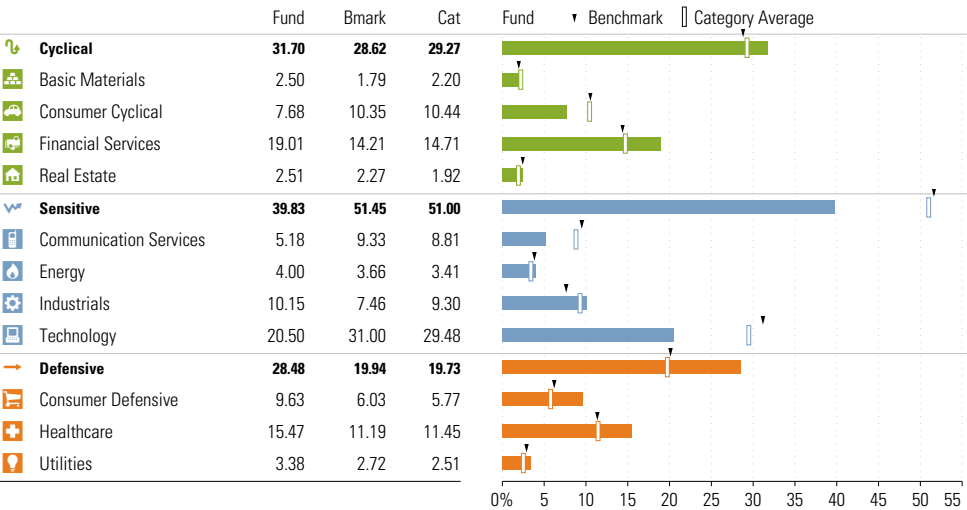
Style Breakdown



Asset Allocation as of 03-31-2025



Sector Weighting as of 03-31-2025



Top 15 Holdings as of 03-31-2025

Name	% Net Asset	Cumulative %	YTD Return %	Morningstar Sector
⊖ Broadcom Inc	5.29	5.29	-27.53	Technology
⊕ Microsoft Corp	5.10	10.38	-10.74	Technology
⊕ Philip Morris International Inc	3.68	14.06	33.01	Consumer Defensive
⊕ UnitedHealth Group Inc	2.70	16.76	3.95	Healthcare
⊕ Capital Group Central Cash Fund	2.65	19.40	—	—
⊖ Marsh & McLennan Companies Inc	2.55	21.96	15.27	Financial Services
⊕ Apple Inc	2.47	24.43	-11.20	Technology
⊖ Eli Lilly and Co	2.22	26.65	7.18	Healthcare
⊖ JPMorgan Chase & Co	1.56	28.21	2.85	Financial Services
⊕ Visa Inc Class A	1.48	29.68	11.08	Financial Services
⊕ Abbott Laboratories	1.46	31.14	17.80	Healthcare
⊕ BlackRock Inc	1.45	32.59	-7.16	Financial Services
⊕ Amgen Inc	1.37	33.96	20.45	Healthcare
⊕ NVIDIA Corp	1.37	35.33	-19.29	Technology
⊖ AbbVie Inc	1.30	36.63	18.83	Healthcare

Total Holdings 186

⊕ Increase ⊖ Decrease ✱ New to Portfolio

Baird Aggregate Bond Inst BAGIX

Morningstar Category
Intermediate Core Bond

Morningstar Index
Bloomberg US Agg Bond TR USD

Portfolio Manager(s)

M. Sharon deGuzman since 09-2000

Mary Ellen Stanek since 09-2000

Charles Groeschell since 09-2000

Warren Pierson since 09-2000

Meghan Dean since 05-2019

Jay Schwister since 05-2019

Jeffrey Schrom since 05-2019

Patrick Brown since 05-2021

Abhishek Pulakanti since 05-2022

Andrew O'Connell since 05-2022

Quantitative Screens

✔ **Performance:** The fund has finished in the Intermediate Core Bond category's top three quartiles in 10 of the 10 years it's been in existence.

✔ **Management:** The fund's management has been in place for 24.52 years.

Style Consistency is not calculated for Fixed Income funds.

✔ **Net Expense:** The fund's expense ratio of 0.3 is 40% lower than the Intermediate Core Bond category average.

Morningstar Investment Management LLC Analysis

This fund passes all of Morningstar Investment Management's quantitative screens. Morningstar Investment Management has also assessed the fund from a qualitative perspective and, as a fiduciary, is comfortable recommending the fund's use in retirement plans.

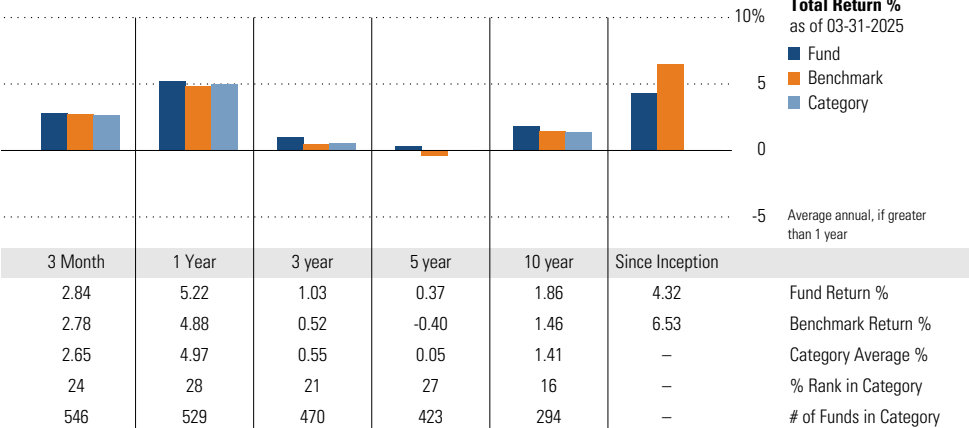
ESG Metrics

Metric	Rating	Updated
Sustainability Rating	4	02-28-2025
ESG Commitment	1-Low	02-15-2022

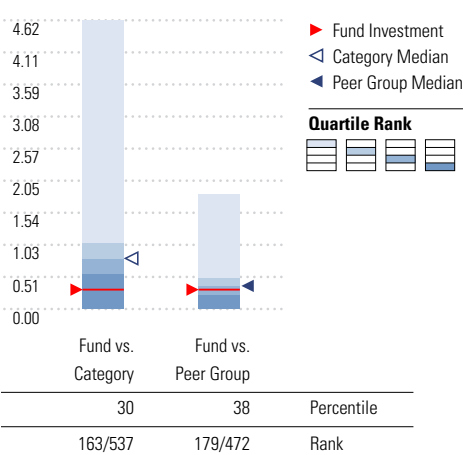
Growth of \$10,000



Trailing Performance



Net Expense



Peer group is a subset of the category and includes funds with the same management style (active vs. passive) and similar share class characteristics.

3-Year Risk Metrics

	Fund	Bmark	Cat
Alpha	0.51	—	-0.04
Beta	1.01	—	0.98
R-Squared	99.68	—	98.32
Standard Deviation	7.75	7.67	7.60
Sharpe Ratio	-0.42	-0.49	-0.50
Tracking Error	0.44	—	0.93
Information Ratio	1.16	—	-0.19
Up Capture Ratio	102.19	—	97.59
Down Capture Ratio	97.51	—	97.94

Portfolio Metrics

	Fund	Bmark	Cat
Avg Eff Duration	6.08	4.43	5.72
Avg Eff Maturity	8.14	—	8.61

Baird Aggregate Bond Inst BAGIX

Morningstar Category
Intermediate Core Bond

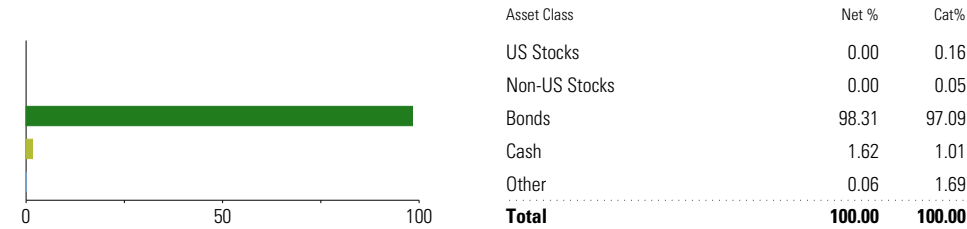
Morningstar Index
Bloomberg US Agg Bond TR USD

Style Analysis as of 03-31-2025

Style Breakdown

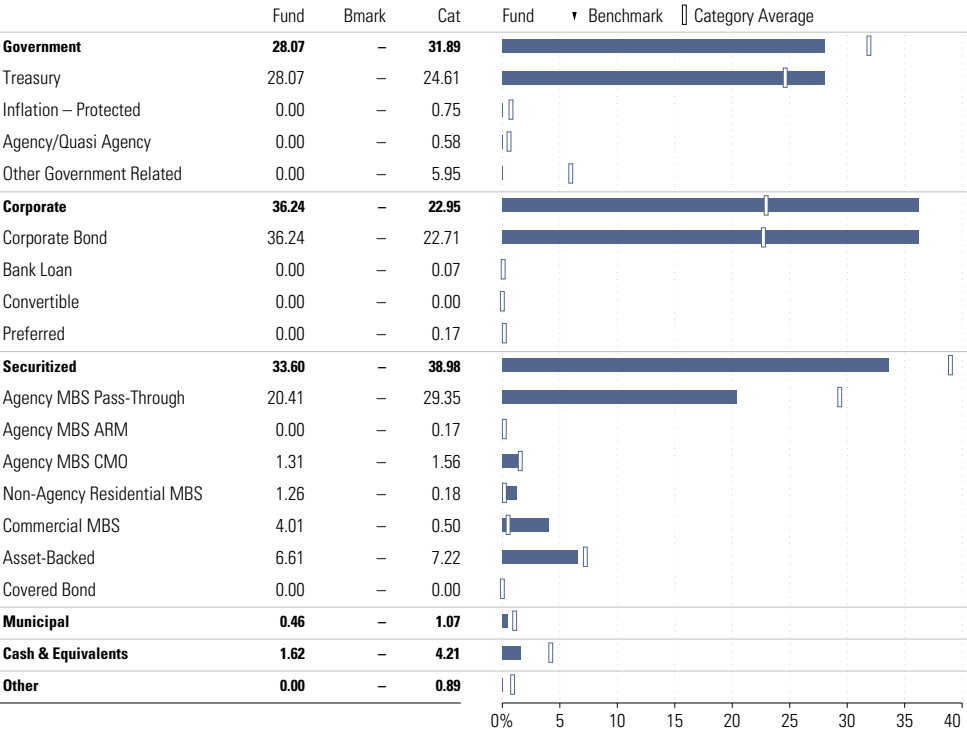


Asset Allocation as of 03-31-2025



Credit Rating Breakdown	Fund	Bmark	Cat
AAA	62.80	3.53	21.28
AA	3.20	74.59	44.37
A	12.90	10.82	20.00
BBB	20.90	8.32	12.92
BB	0.20	0.28	0.64
B	0.00	0.00	0.23
Below B	0.00	0.00	0.06
Not Rated	0.00	2.46	0.50

Sector Weighting as of 03-31-2025



Top 10 Holdings as of 03-31-2025

Name	Maturity Date	% Net Asset	Cumulative %	Fixed Income Sector
⊕ United States Treasury Bonds 3.88%	05-2043	1.68	1.68	—
⊕ United States Treasury Notes 4.25%	01-2028	1.61	3.29	—
⊕ United States Treasury Bonds 2.88%	05-2043	1.58	4.87	—
⊖ First American Government Obligs U	02-2030	1.56	6.44	—
⊕ United States Treasury Bonds 2.38%	02-2042	1.54	7.97	—
⊕ United States Treasury Notes 4.13%	08-2030	1.51	9.48	—
⊖ United States Treasury Bonds 2.5%	02-2045	1.44	10.92	—
⊕ United States Treasury Bonds 3.38%	08-2042	1.37	12.28	—
⊕ United States Treasury Bonds 2.88%	05-2052	1.33	13.61	—
⊖ United States Treasury Notes 3.88%	11-2027	1.30	14.91	—

Total Holdings 1905

⊕ Increase ⊖ Decrease ✱ New to Portfolio

BlackRock High Yield Instl BHYIX

Morningstar Category
High Yield Bond

Morningstar Index
ICE BofA US High Yield TR USD

Portfolio Manager(s)

Mitchell Garfin since 12-2009
David Delbos since 12-2014

Quantitative Screens

✔ **Performance:** The fund has finished in the High Yield Bond category's top three quartiles in 10 of the 10 years it's been in existence.

✔ **Management:** The fund's management has been in place for 15.26 years.

Style Consistency is not calculated for Fixed Income funds.

✔ **Net Expense:** The fund's expense ratio of 0.58 is 33.33% lower than the High Yield Bond category average.

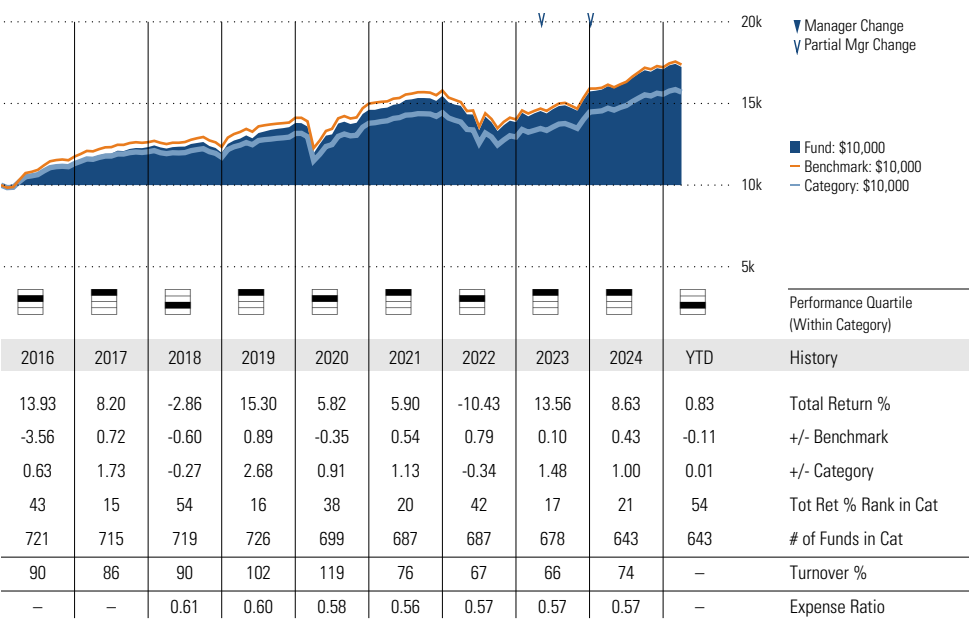
Morningstar Investment Management LLC Analysis

This fund passes all of Morningstar Investment Management's quantitative screens. Morningstar Investment Management has also assessed the fund from a qualitative perspective and, as a fiduciary, is comfortable recommending the fund's use in retirement plans.

ESG Metrics

Metric	Rating	Updated
ESG Commitment	2-Basic	02-15-2022

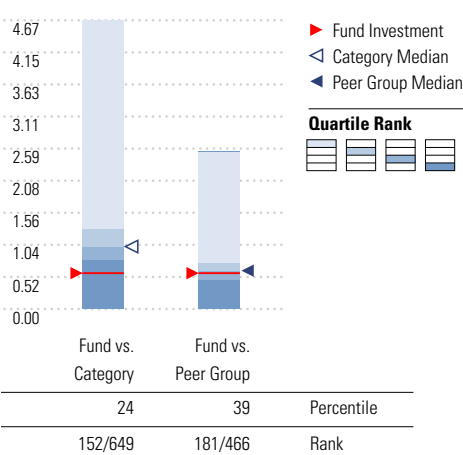
Growth of \$10,000



Trailing Performance



Net Expense



Peer group is a subset of the category and includes funds with the same management style (active vs. passive) and similar share class characteristics.

3-Year Risk Metrics

	Fund	Bmark	Cat
Alpha	0.26	-	-0.04
Beta	0.99	-	0.89
R-Squared	99.54	-	94.48
Standard Deviation	8.34	8.38	7.68
Sharpe Ratio	0.10	0.07	0.00
Tracking Error	0.57	-	1.85
Information Ratio	0.42	-	-0.50
Up Capture Ratio	100.09	-	89.00
Down Capture Ratio	97.48	-	89.23

Portfolio Metrics

	Fund	Bmark	Cat
Avg Eff Duration	2.70	-	3.13
Avg Eff Maturity	3.49	-	5.02

BlackRock High Yield Instl BHYIX

Morningstar Category
High Yield Bond

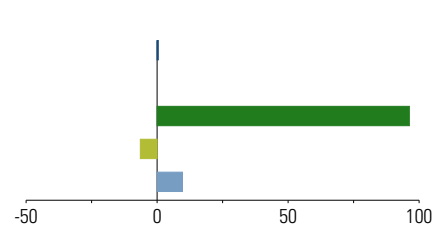
Morningstar Index
ICE BofA US High Yield TR USD

Style Analysis as of 03-31-2025

Style Breakdown



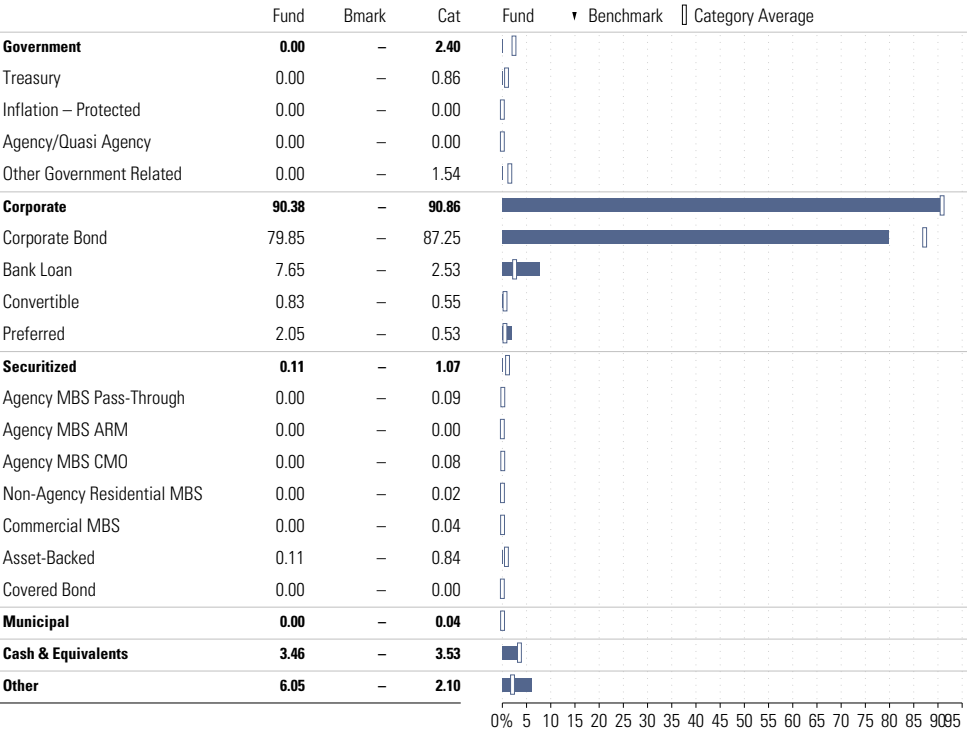
Asset Allocation as of 03-31-2025



Asset Class	Net %	Cat%
US Stocks	0.44	0.54
Non-US Stocks	0.00	0.03
Bonds	96.27	94.57
Cash	-6.40	2.90
Other	9.69	1.97
Total	100.00	100.00

Sector Weighting as of 03-31-2025

Credit Rating Breakdown	Fund	Bmark	Cat
AAA	0.00	—	1.37
AA	0.00	—	0.32
A	0.00	—	0.07
BBB	5.08	—	5.22
BB	43.03	—	39.24
B	32.26	—	33.41
Below B	14.40	—	17.34
Not Rated	5.23	—	3.03



Top 10 Holdings as of 03-31-2025

Name	Maturity Date	% Net Asset	Cumulative %	Fixed Income Sector
✱ Cash Offset	—	8.78	8.78	—
⊕ Ice: (Cdx.Na.Hy.44.V1)	06-2030	3.56	12.34	—
⊕ BlackRock Liquidity T-Fund Instl	—	3.24	15.58	—
iShares Broad USD High Yield Corp Bd ETF	—	2.34	17.92	—
⊕ EUR/USD Purchased	06-2025	1.33	19.25	—
⊖ EUR/USD Purchased	06-2025	1.31	20.56	—
⊖ USD CASH(Committed)	04-2025	1.00	21.57	—
⊕ HUB International Ltd.	01-2032	0.99	22.56	—
⊕ EUR/USD Purchased	06-2025	0.93	23.50	—
⊕ TRSWAP: IBOXHY INDEX	09-2025	0.93	24.43	—

Total Holdings 1496

⊕ Increase ⊖ Decrease ✱ New to Portfolio

Federated Hermes Govt Ultrashort IS FGUSX

Morningstar Category
Ultrashort Bond

Morningstar Index
Bloomberg US Agg Bond TR USD

Portfolio Manager(s)

Susan Hill since 07-1997
Liam O'Connell since 11-2010

Quantitative Screens

✗ **Performance:** The fund has finished in the Ultrashort Bond category's top three quartiles in 6 of the 10 years it's been in existence.

✔ **Management:** The fund's management has been in place for 27.74 years.

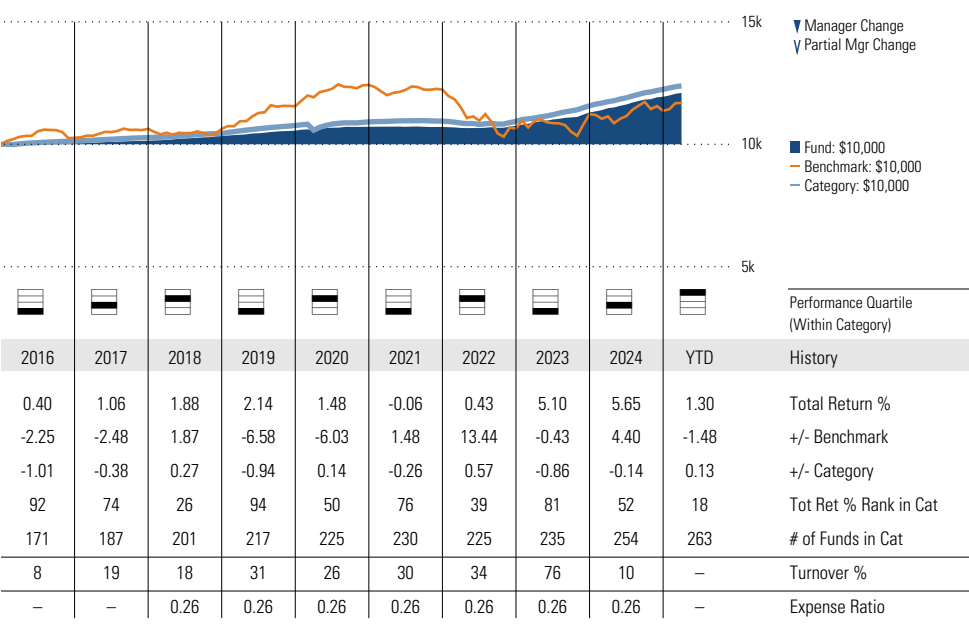
Style Consistency is not calculated for Fixed Income funds.

✔ **Net Expense:** The fund's expense ratio of 0.26 is 33.33% lower than the Ultrashort Bond category average.

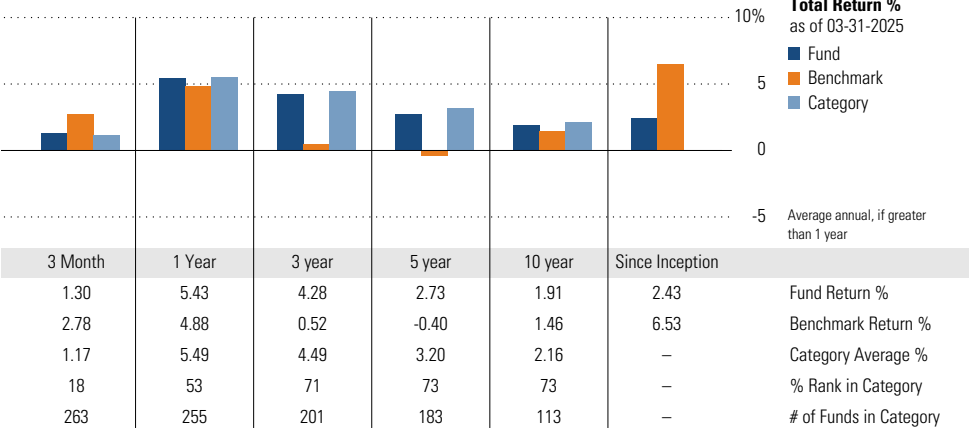
Morningstar Investment Management LLC Analysis

This fund fails our performance consistency screen. Its relative performance versus typical peers in the ultrashort bond category has struggled, partly due to its strict adherence to investing in government securities, which have lagged credit instruments. We believe those results are consistent with the strategy and do not merit putting the fund on watch at this time.

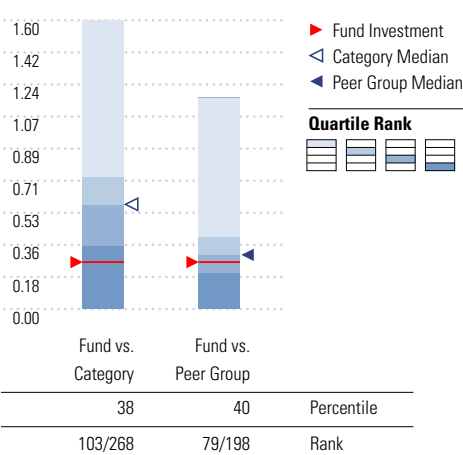
Growth of \$10,000



Trailing Performance



Net Expense



3-Year Risk Metrics

	Fund	Bmark	Cat
Alpha	4.13	—	4.34
Beta	0.08	—	0.08
R-Squared	56.84	—	35.61
Standard Deviation	0.84	7.67	1.06
Sharpe Ratio	-0.48	-0.49	-0.27
Tracking Error	7.05	—	7.10
Information Ratio	0.53	—	0.56
Up Capture Ratio	26.48	—	26.02
Down Capture Ratio	-11.62	—	-14.04

Portfolio Metrics

	Fund	Bmark	Cat
Avg Eff Duration	0.89	4.43	0.99
Avg Eff Maturity	—	—	2.01

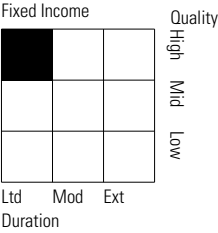
Federated Hermes Govt Ultrashort IS FGUSX

Morningstar Category
Ultrashort Bond

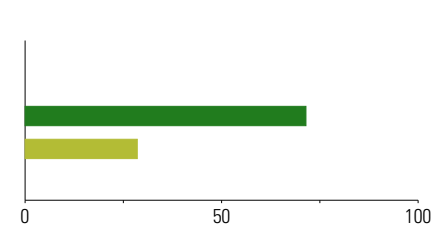
Morningstar Index
Bloomberg US Agg Bond TR USD

Style Analysis as of 03-31-2025

Style Breakdown



Asset Allocation as of 03-31-2025



Asset Class	Net %	Cat%
US Stocks	0.00	-0.02
Non-US Stocks	0.00	4.79
Bonds	71.46	62.73
Cash	28.54	32.27
Other	0.00	0.24
Total	100.00	100.00

Credit Rating Breakdown

	Fund	Bmark	Cat
AAA	100.00	3.53	28.15
AA	0.00	74.59	17.53
A	0.00	10.82	27.08
BBB	0.00	8.32	18.36
BB	0.00	0.28	1.34
B	0.00	0.00	0.59
Below B	0.00	0.00	0.15
Not Rated	0.00	2.46	6.79

Sector Weighting as of 03-31-2025

	Fund	Bmark	Cat	Fund	Benchmark	Category Average
Government	5.66	—	23.56			
Treasury	4.68	—	19.77			
Inflation — Protected	0.00	—	0.07			
Agency/Quasi Agency	0.98	—	0.38			
Other Government Related	0.00	—	3.34			
Corporate	0.00	—	34.13			
Corporate Bond	0.00	—	33.54			
Bank Loan	0.00	—	0.49			
Convertible	0.00	—	0.02			
Preferred	0.00	—	0.08			
Securitized	68.54	—	20.46			
Agency MBS Pass-Through	11.52	—	1.53			
Agency MBS ARM	0.04	—	0.17			
Agency MBS CMO	56.98	—	2.60			
Non-Agency Residential MBS	0.00	—	0.06			
Commercial MBS	0.00	—	0.85			
Asset-Backed	0.00	—	15.25			
Covered Bond	0.00	—	0.00			
Municipal	0.00	—	0.43			
Cash & Equivalents	25.79	—	21.29			
Other	0.00	—	0.13			

Top 10 Holdings as of 03-31-2025

Name	Maturity Date	% Net Asset	Cumulative %	Fixed Income Sector
⊕ Hsbc Repo 4 Repo	04-2025	8.64	8.64	—
⊕ Bank Of Montreal 6 Repo	04-2025	8.64	17.27	—
⊕ Repo Bank America Repo	04-2025	7.51	24.79	—
⊖ Government National Mortgage Association 5.17436%	10-2054	2.60	27.39	—
⊖ FEDERAL HOME LN MTG CORP MULTICLASS MTG PARTN CTFS GTD 5.01268%	04-2033	2.49	29.88	—
⊖ Government National Mortgage Association 5.19436%	03-2054	2.46	32.33	—
⊕ FEDERAL HOME LN MTG CORP MULTICLASS MTG PARTN CTFS GTD 4.91268%	01-2035	2.22	34.55	—
⊖ Government National Mortgage Association 5.39436%	08-2053	2.21	36.75	—
FEDERAL HOME LN MTG CORP MULTICLASS MTG PARTN CTFS GTD 4.91268%	12-2032	2.04	38.80	—
⊖ Government National Mortgage Association 5.12871%	01-2073	2.00	40.80	—

Total Holdings 231

⊕ Increase ⊖ Decrease ✱ New to Portfolio

PIMCO Commodity Real Return Strat I2 PCRPX

Morningstar Category
Commodities Broad Basket

Morningstar Index
Bloomberg Commodity TR USD

Portfolio Manager(s)

Greg Sharenow since 11-2018
Stephen Rodosky since 01-2019
Andrew Dewitt since 02-2022

Quantitative Screens

✔ **Performance:** The fund has finished in the Commodities Broad Basket category's top three quartiles in 7 of the 10 years it's been in existence.

✔ **Management:** The fund's management has been in place for 6.42 years.

Style Consistency is not calculated for Fixed Income funds.

✔ **Net Expense:** The fund's expense ratio of 1.1 is 12.24% higher than the Commodities Broad Basket category average.

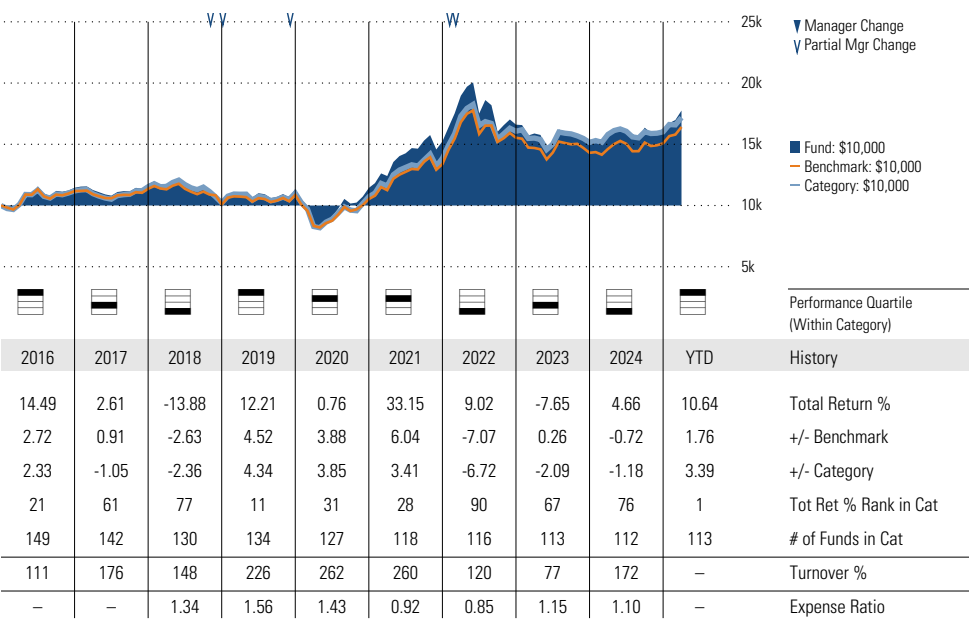
Morningstar Investment Management LLC Analysis

This fund passes all of Morningstar Investment Management's quantitative screens. Morningstar Investment Management has also assessed the fund from a qualitative perspective and, as a fiduciary, is comfortable recommending the fund's use in retirement plans.

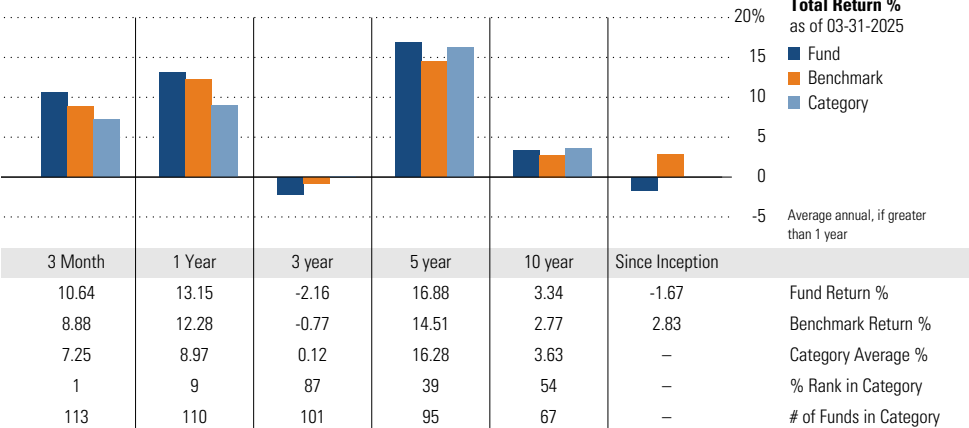
ESG Metrics

Metric	Rating	Updated
Sustainability Rating	2	02-28-2025

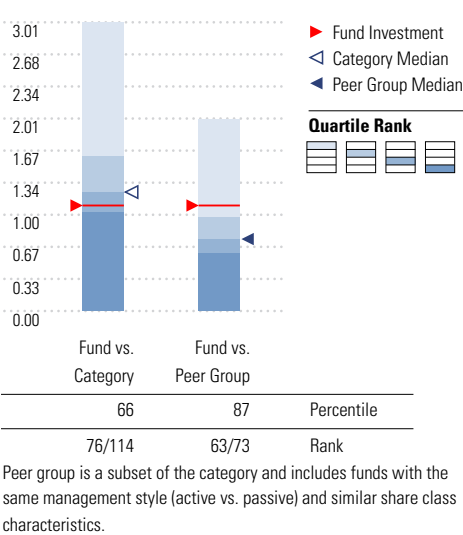
Growth of \$10,000



Trailing Performance



Net Expense



3-Year Risk Metrics

	Fund	Bmark	Cat
Alpha	-1.08	—	0.35
Beta	1.16	—	0.92
R-Squared	95.45	—	84.86
Standard Deviation	14.90	12.60	12.62
Sharpe Ratio	-0.38	-0.36	-0.33
Tracking Error	3.73	—	4.49
Information Ratio	-0.37	—	-0.09
Up Capture Ratio	103.87	—	86.84
Down Capture Ratio	111.91	—	85.65

Portfolio Metrics

	Fund	Bmark	Cat
Price/Earnings Ratio	12.27	—	10.23
Price/Book Ratio	3.56	—	1.35
Geom Avg Mkt Cap \$B	16.44	—	12.10
ROE	29.97	—	13.80

PIMCO Commodity Real Return Strat I2 PCRPX

Morningstar Category
Commodities Broad Basket

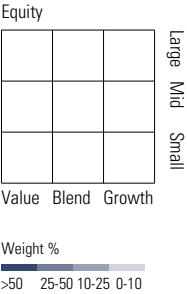
Morningstar Index
Bloomberg Commodity TR USD

Style Analysis as of 03-31-2025

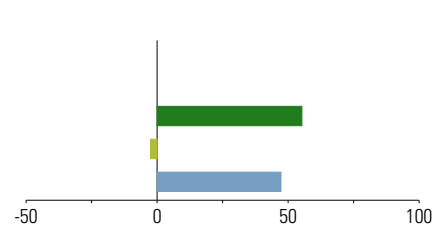
Morningstar Style Box™



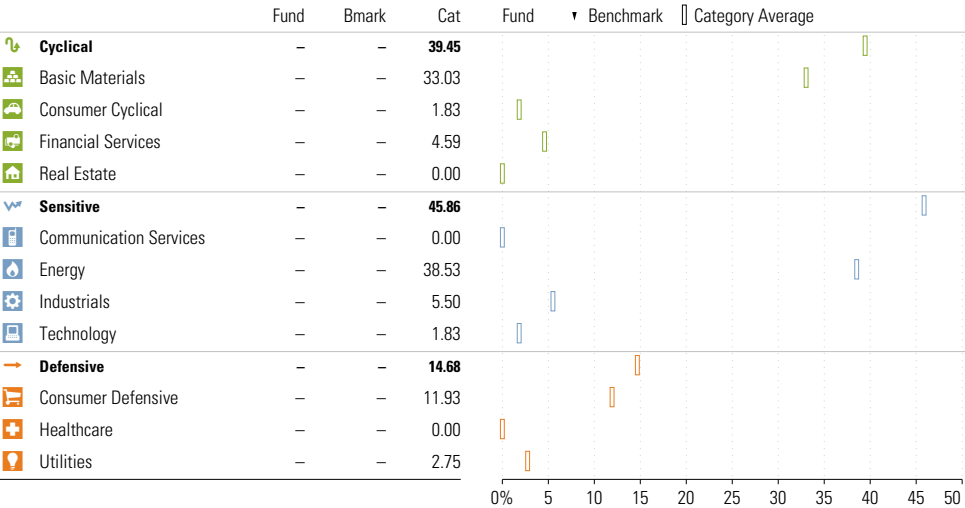
Style Breakdown



Asset Allocation as of 03-31-2025



Sector Weighting as of 03-31-2025



Top 15 Holdings as of 03-31-2025

Name	% Net Asset	Cumulative %	YTD Return %	Morningstar Sector
⊖ RFR EUR ESTRON/3.47500 02/26/24-1Y LCH Pay	28.68	28.68	-	-
⊖ RFR EUR ESTRON/3.47500 02/26/24-1Y LCH Receive	28.66	57.34	-	-
⊖ 2 Year Treasury Note Future Mar 25	25.15	82.49	-	-
⊖ 3 Month Euribor Future Sept25	18.92	101.41	-	-
⊕ 3 Month Euribor Future Sept26	18.90	120.32	-	-
⊕ IRS EUR 2.50000 03/19/25-10Y LCH Receive	15.80	136.12	-	-
⊕ IRS EUR 2.50000 03/19/25-10Y LCH Pay	15.60	151.72	-	-
✱ Offset: Unsettled Trades	14.43	166.14	-	-
⊕ JAPANESE YEN Sold	13.71	179.85	-	-
⊖ U S TIPS REV REPO	13.04	192.90	-	-
⊕ JAPANESE YEN Purchased	12.45	205.35	-	-
⊕ TRS R 4.6/91282CDC2 BPS	12.14	217.49	-	-
✱ Cash Offset	11.56	229.05	-	-
⊖ 10 Year Treasury Note Future Mar 25	10.99	240.03	-	-
⊕ Pimco Cayman Cmdty Fd Ltd Instl	10.59	250.62	-	-

Total Holdings 669

⊕ Increase ⊖ Decrease ✱ New to Portfolio

PIMCO Income I2 PONPX

Morningstar Category
Multisector Bond

Morningstar Index
Bloomberg US Universal TR USD

Portfolio Manager(s)

Daniel Ivascyn since 03-2007
Alfred Murata since 03-2013
Joshua Anderson since 07-2018

Quantitative Screens

✔ **Performance:** The fund has finished in the Multisector Bond category's top three quartiles in 9 of the 10 years it's been in existence.

✔ **Management:** The fund's management has been in place for 18.02 years.

Style Consistency is not calculated for Fixed Income funds.

✔ **Net Expense:** The fund's expense ratio of 0.93 is 5.1% lower than the Multisector Bond category average.

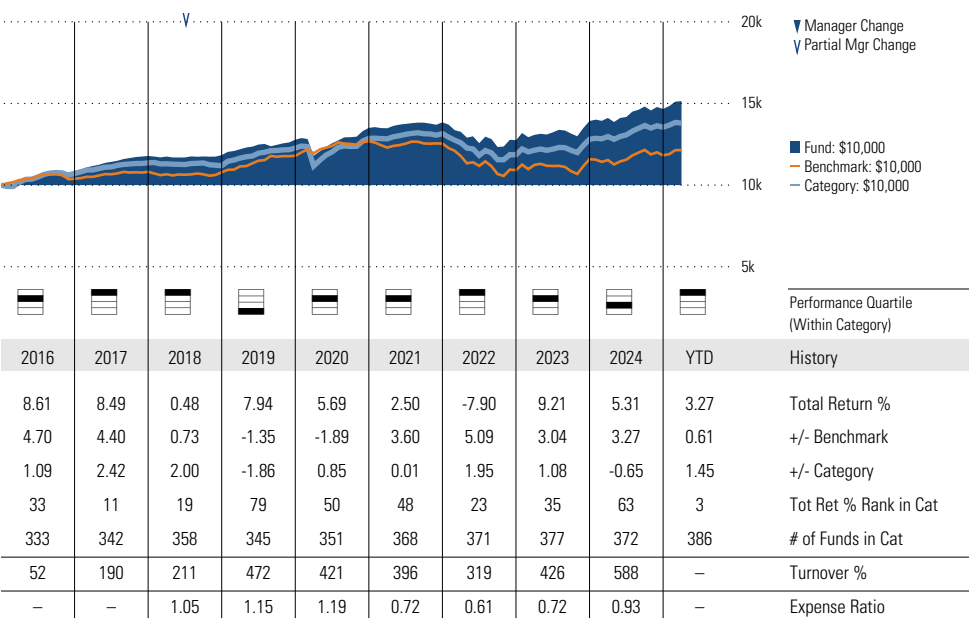
Morningstar Investment Management LLC Analysis

This fund passes all of Morningstar Investment Management's quantitative screens. Morningstar Investment Management has also assessed the fund from a qualitative perspective and, as a fiduciary, is comfortable recommending the fund's use in retirement plans.

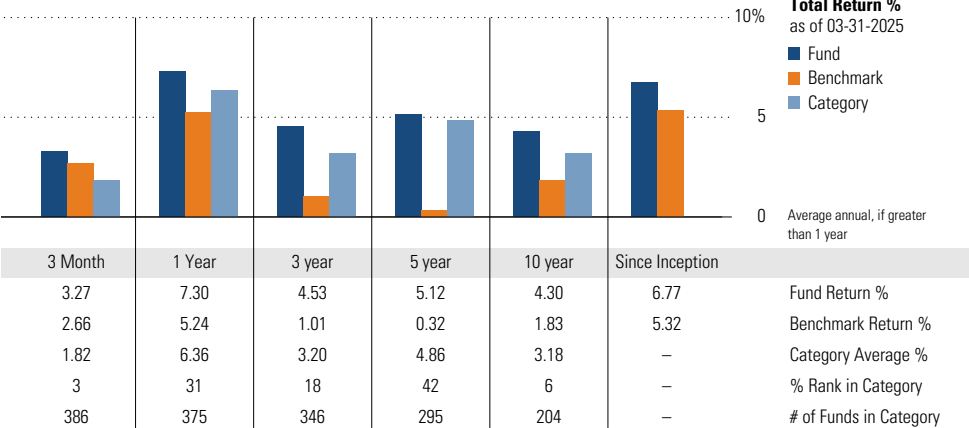
ESG Metrics

Metric	Rating	Updated
Sustainability Rating	4	02-28-2025

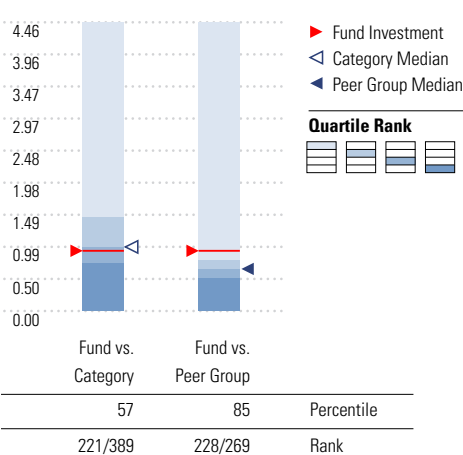
Growth of \$10,000



Trailing Performance



Net Expense



3-Year Risk Metrics

	Fund	Bmark	Cat
Alpha	3.58	—	2.26
Beta	0.83	—	0.78
R-Squared	91.45	—	79.57
Standard Deviation	6.54	7.50	6.49
Sharpe Ratio	0.02	-0.44	-0.18
Tracking Error	2.28	—	3.43
Information Ratio	1.54	—	0.64
Up Capture Ratio	97.76	—	85.66
Down Capture Ratio	63.73	—	64.29

Portfolio Metrics

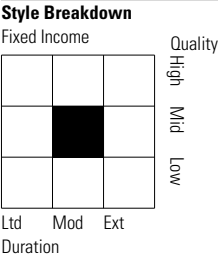
	Fund	Bmark	Cat
Avg Eff Duration	4.72	4.55	3.67
Avg Eff Maturity	6.32	7.69	7.67

PIMCO Income I2 PONPX

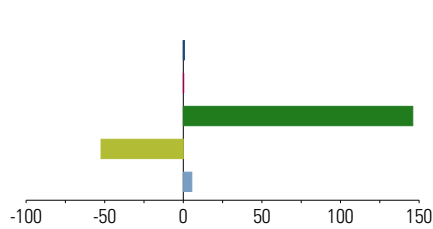
Morningstar Category
Multisector Bond

Morningstar Index
Bloomberg US Universal TR USD

Style Analysis as of 03-31-2025

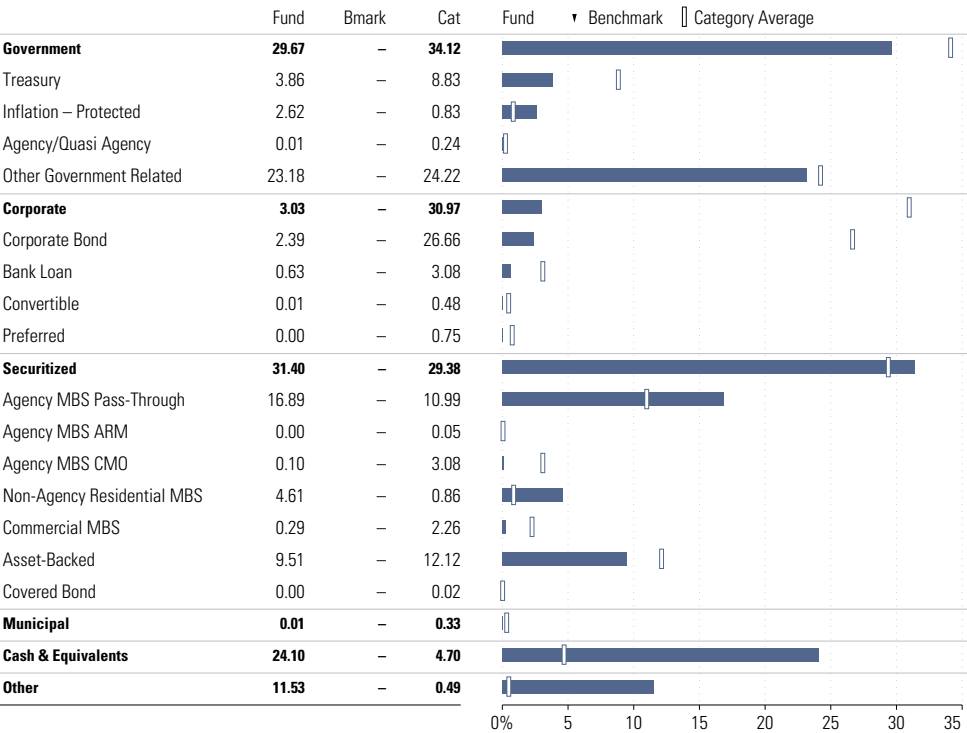


Asset Allocation as of 03-31-2025



Credit Rating Breakdown	Fund	Bmark	Cat
AAA	65.96	67.64	14.94
AA	8.11	3.23	10.00
A	3.68	10.03	8.95
BBB	10.02	10.89	22.38
BB	3.77	3.19	16.84
B	3.34	3.64	12.04
Below B	5.12	1.38	2.94
Not Rated	0.00	0.00	11.91

Sector Weighting as of 03-31-2025



Top 10 Holdings as of 03-31-2025

Name	Maturity Date	% Net Asset	Cumulative %	Fixed Income Sector
✱ Offset: Unsettled Trades	—	53.54	53.54	—
✱ Cash Offset	—	15.35	68.89	—
⊕ Federal National Mortgage Association 6%	02-2055	14.92	83.81	—
⊕ RFR USD SOFR/4.50000 05/22/23-2Y LCH Receive	05-2025	12.47	96.29	—
⊕ RFR USD SOFR/4.50000 05/22/23-2Y LCH Pay	05-2025	12.47	108.76	—
⊕ Federal National Mortgage Association 6.5%	02-2055	12.07	120.82	—
⊕ Federal National Mortgage Association 5.5%	02-2055	8.36	129.18	—
⊕ 5 Year Treasury Note Future Mar 25	04-2025	8.13	137.31	—
⊕ RFR USD SOFR/4.90000 06/06/23-2Y LCH Receive	06-2025	7.36	144.66	—
⊕ RFR USD SOFR/4.90000 06/06/23-2Y LCH Pay	06-2025	7.34	152.00	—

Total Holdings 9830

⊕ Increase ⊖ Decrease ✱ New to Portfolio

PIMCO International Bond (USD-Hdg) I-2 PFBPX

Morningstar Category
Global Bond-USD Hedged

Morningstar Index
Bloomberg US Agg Bond TR USD

Portfolio Manager(s)

Andrew Balls since 09-2014
Lorenzo Pagani since 09-2014
Sachin Gupta since 09-2014

Quantitative Screens

✔ *Performance:* The fund has finished in the Global Bond-USD Hedged category's top three quartiles in 9 of the 10 years it's been in existence.

✔ *Management:* The fund's management has been in place for 10.52 years.

Style Consistency is not calculated for Fixed Income funds.

✔ *Net Expense:* The fund's expense ratio of 0.85 is 21.43% higher than the Global Bond-USD Hedged category average.

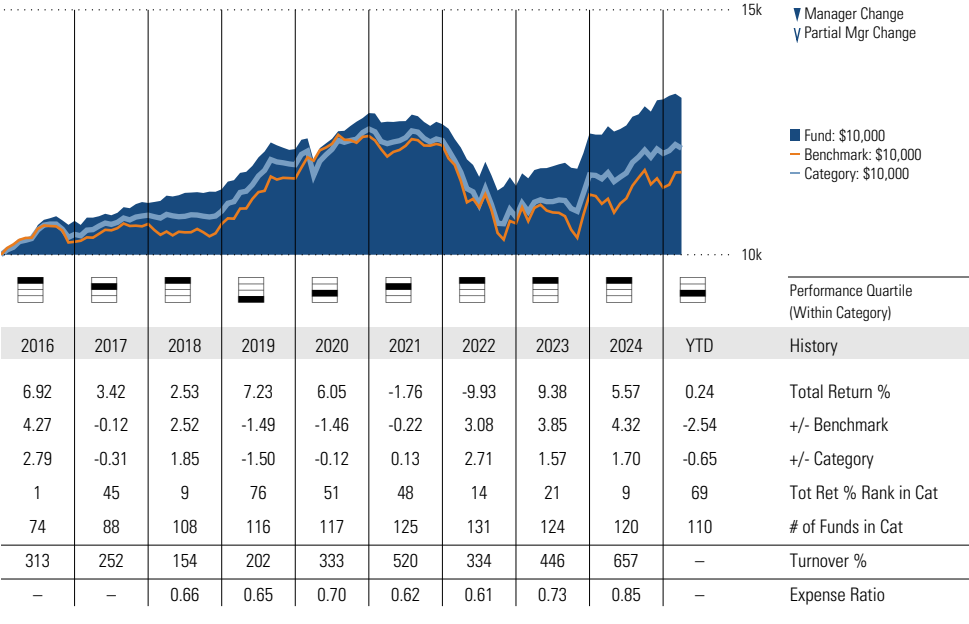
Morningstar Investment Management LLC Analysis

This fund passes all of Morningstar Investment Management's quantitative screens. Morningstar Investment Management has also assessed the fund from a qualitative perspective and, as a fiduciary, is comfortable recommending the fund's use in retirement plans.

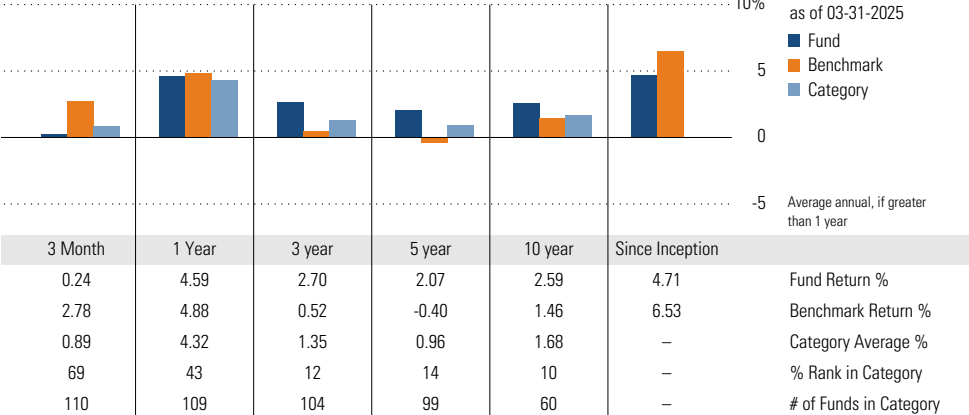
ESG Metrics

Metric	Rating	Updated
Sustainability Rating	3	02-28-2025

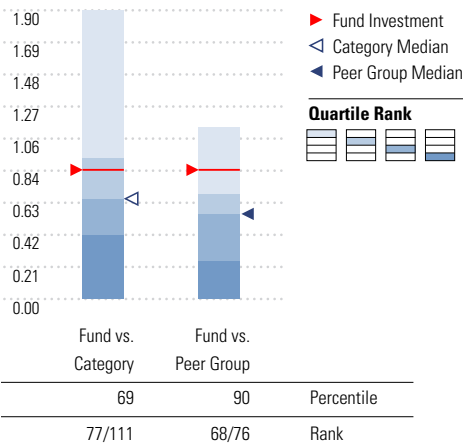
Growth of \$10,000



Trailing Performance



Net Expense



3-Year Risk Metrics

	Fund	Bmark	Cat
Alpha	2.34	—	0.78
Beta	0.56	—	0.79
R-Squared	73.95	—	84.63
Standard Deviation	4.95	7.67	6.53
Sharpe Ratio	-0.36	-0.49	-0.49
Tracking Error	4.24	—	3.21
Information Ratio	0.51	—	0.21
Up Capture Ratio	61.62	—	78.60
Down Capture Ratio	39.99	—	71.49

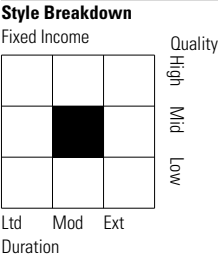
Portfolio Metrics

	Fund	Bmark	Cat
Avg Eff Duration	6.95	4.43	6.41
Avg Eff Maturity	8.24	—	8.48

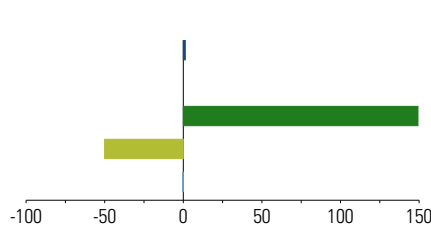
PIMCO International Bond (USD-Hdg) I-2 PFBPX

Morningstar Category Global Bond-USD Hedged
Morningstar Index Bloomberg US Agg Bond TR USD

Style Analysis as of 03-31-2025

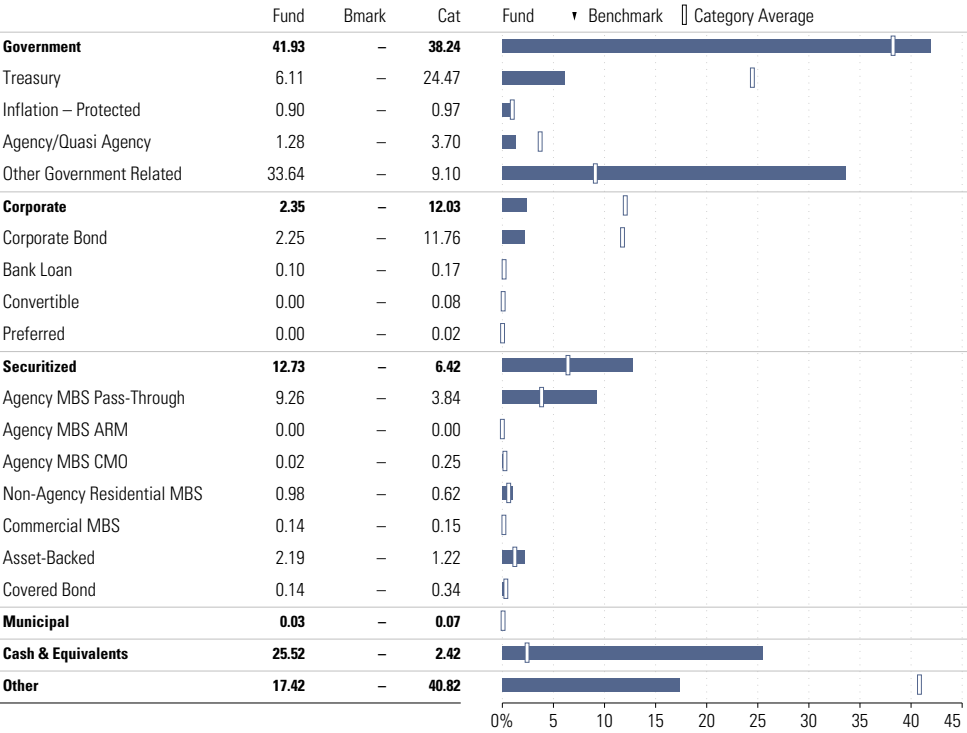


Asset Allocation as of 03-31-2025



Credit Rating Breakdown	Fund	Bmark	Cat
AAA	30.11	3.53	22.47
AA	19.01	74.59	15.49
A	16.46	10.82	29.65
BBB	30.43	8.32	19.42
BB	2.47	0.28	6.35
B	0.24	0.00	2.19
Below B	1.28	0.00	0.44
Not Rated	0.00	2.46	3.98

Sector Weighting as of 03-31-2025



Top 10 Holdings as of 03-31-2025

Name	Maturity Date	% Net Asset	Cumulative %	Fixed Income Sector
⊕ CDX IG43 5Y ICE	12-2029	26.30	26.30	—
⊕ IRS EUR 2.50000 03/19/25-5Y LCH Receive	03-2030	17.63	43.94	—
⊕ IRS EUR 2.50000 03/19/25-10Y LCH Receive	03-2035	17.48	61.42	—
⊕ IRS EUR 2.50000 03/19/25-5Y LCH Pay	03-2030	17.40	78.82	—
⊕ IRS EUR 2.50000 03/19/25-10Y LCH Pay	03-2035	17.25	96.07	—
⊖ Federal National Mortgage Association 6%	02-2055	14.77	110.83	—
⊕ IRS CNY 2.25000 09/18/24-5Y LCH Receive	09-2029	13.64	124.48	—
⊕ IRS CNY 2.25000 09/18/24-5Y LCH Pay	09-2029	13.14	137.62	—
✱ Cash Offset	—	11.29	148.91	—
⊕ RFR GBP SONIO/4.00000 09/18/24-5Y LCH Pay	09-2029	10.44	159.34	—

Total Holdings 1689

⊕ Increase ⊖ Decrease ✱ New to Portfolio

Vanguard 500 Index Admiral VFIAX

Morningstar Category
Large Blend

Morningstar Index
S&P 500 TR USD

Portfolio Manager(s)

Michelle Louie since 11-2017
Nick Birkett since 08-2023
Aaron Choi since 08-2023
Aur lie Denis since 02-2025

Quantitative Screens

- Performance:** The fund has finished in the Large Blend category's top three quartiles in 10 of the 10 years it's been in existence.
- Management:** The fund's management has been in place for 7.34 years.
- Style:** The fund has landed in its primary style box — Large Blend — 77.14 % of the time over the past three years.
- Net Expense:** The fund's expense ratio of 0.04 is 94.44% lower than the Large Blend category average.

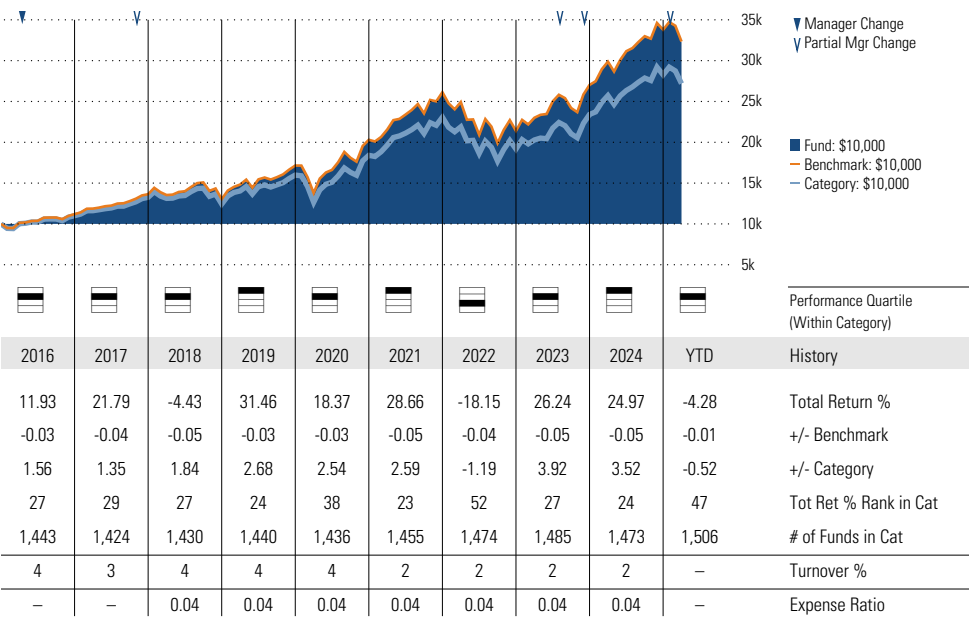
Morningstar Investment Management LLC Analysis

This fund passes all of Morningstar Investment Management's quantitative screens. Morningstar Investment Management has also assessed the fund from a qualitative perspective and, as a fiduciary, is comfortable recommending the fund's use in retirement plans.

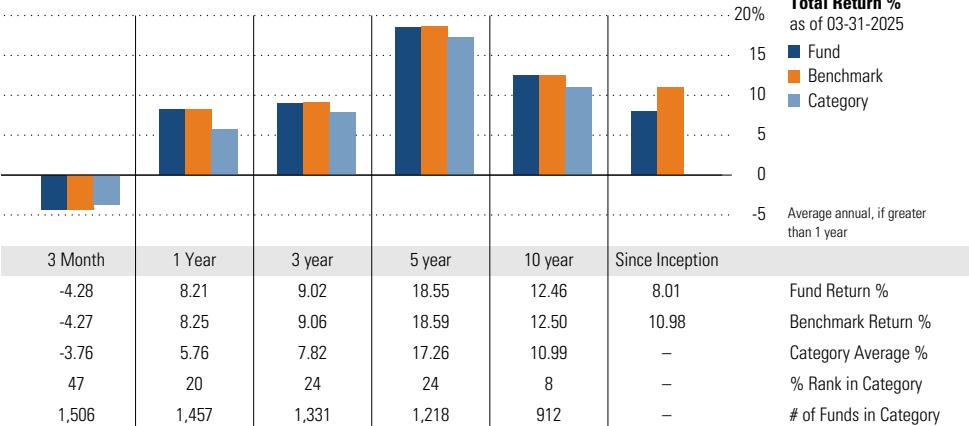
ESG Metrics

Metric	Rating	Updated
Sustainability Rating	3	02-28-2025
Carbon Risk Score	Low Risk	12-31-2022
ESG Commitment	1-Low	02-15-2022

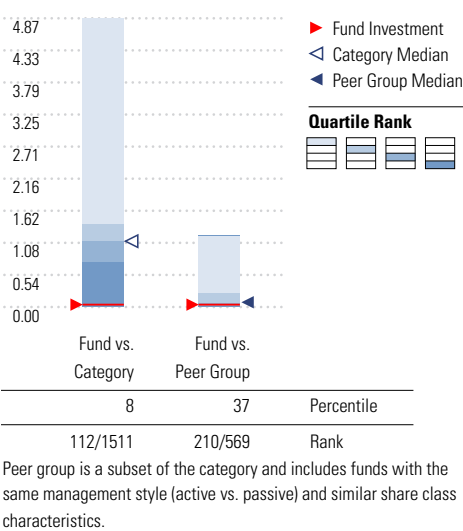
Growth of \$10,000



Trailing Performance



Net Expense



3-Year Risk Metrics

	Fund	Bmark	Cat
Alpha	-0.04	—	-0.78
Beta	1.00	—	0.95
R-Squared	100.00	—	94.91
Standard Deviation	17.31	17.31	16.86
Sharpe Ratio	0.33	0.33	0.25
Tracking Error	0.00	—	3.52
Information Ratio	-12.56	—	-1.23
Up Capture Ratio	99.91	—	93.86
Down Capture Ratio	100.07	—	97.30

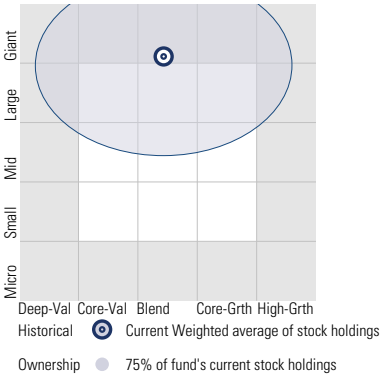
Portfolio Metrics

	Fund	Bmark	Cat
Price/Earnings Ratio	24.92	24.90	24.63
Price/Book Ratio	4.51	4.50	4.55
Geom Avg Mkt Cap \$B	313.18	312.90	391.45
ROE	33.60	33.58	31.26

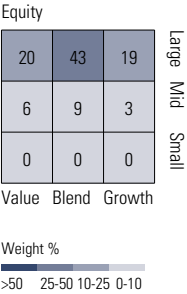
Vanguard 500 Index Admiral VFIAX

Morningstar Category Large Blend
Morningstar Index S&P 500 TR USD

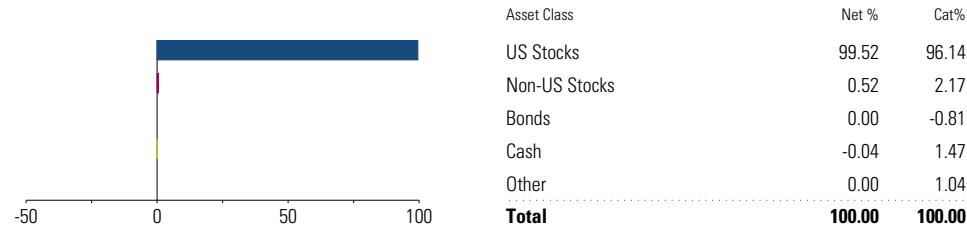
Style Analysis as of 03-31-2025
Morningstar Style Box™



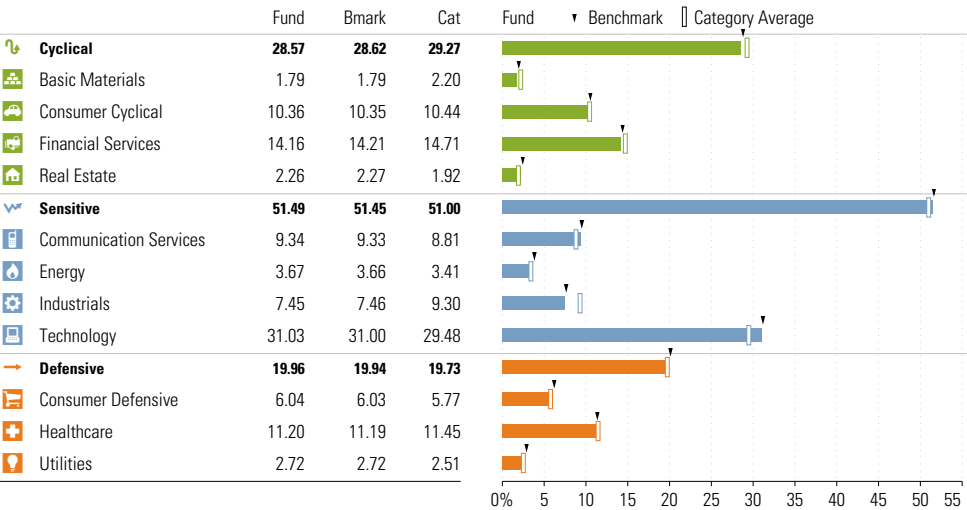
Style Breakdown



Asset Allocation as of 03-31-2025



Sector Weighting as of 03-31-2025



Top 15 Holdings as of 03-31-2025

Name	% Net Asset	Cumulative %	YTD Return %	Morningstar Sector
⊖ Apple Inc	7.03	7.03	-11.20	Technology
⊕ Microsoft Corp	5.88	12.90	-10.74	Technology
⊕ NVIDIA Corp	5.59	18.49	-19.29	Technology
⊕ Amazon.com Inc	3.78	22.27	-13.28	Consumer Cyclical
⊕ Meta Platforms Inc Class A	2.66	24.93	-1.47	Communication Svc
⊕ Berkshire Hathaway Inc Class B	2.06	26.98	17.49	Financial Services
⊕ Alphabet Inc Class A	1.90	28.88	-18.20	Communication Svc
⊕ Broadcom Inc	1.65	30.54	-27.53	Technology
⊖ Alphabet Inc Class C	1.56	32.09	-17.86	Communication Svc
⊕ Tesla Inc	1.53	33.62	-35.83	Consumer Cyclical
⊖ JPMorgan Chase & Co	1.44	35.06	2.85	Financial Services
⊕ Eli Lilly and Co	1.37	36.43	7.18	Healthcare
⊖ Visa Inc Class A	1.27	37.70	11.08	Financial Services
⊖ Exxon Mobil Corp	1.09	38.79	11.48	Energy
⊕ UnitedHealth Group Inc	1.01	39.80	3.95	Healthcare

Total Holdings 508

⊕ Increase ⊖ Decrease ✱ New to Portfolio

Vanguard Developed Markets Index Admiral VTMGX

Morningstar Category
Foreign Large Blend

Morningstar Index
MSCI ACWI Ex USA NR USD

Portfolio Manager(s)

Christine Franquin since 02-2013
Michael Perre since 11-2017
Nicole Brubaker since 02-2025

Quantitative Screens

- Performance:** The fund has finished in the Foreign Large Blend category's top three quartiles in 10 of the 10 years it's been in existence.
- Management:** The fund's management has been in place for 12.11 years.
- Style:** The fund has landed in its primary style box — Large Blend — 100 % of the time over the past three years.
- Net Expense:** The fund's expense ratio of 0.05 is 93.83% lower than the Foreign Large Blend category average.

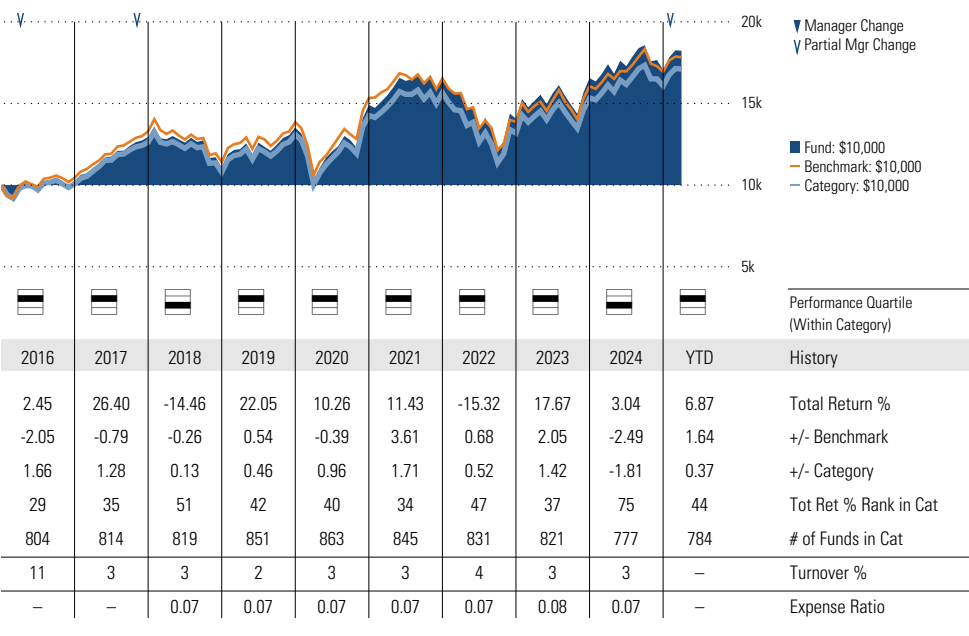
Morningstar Investment Management LLC Analysis

This fund passes all of Morningstar Investment Management's quantitative screens. Morningstar Investment Management has also assessed the fund from a qualitative perspective and, as a fiduciary, is comfortable recommending the fund's use in retirement plans.

ESG Metrics

Metric	Rating	Updated
Sustainability Rating	3	02-28-2025
Carbon Risk Score	Low Risk	12-31-2022
ESG Commitment	1-Low	02-15-2022

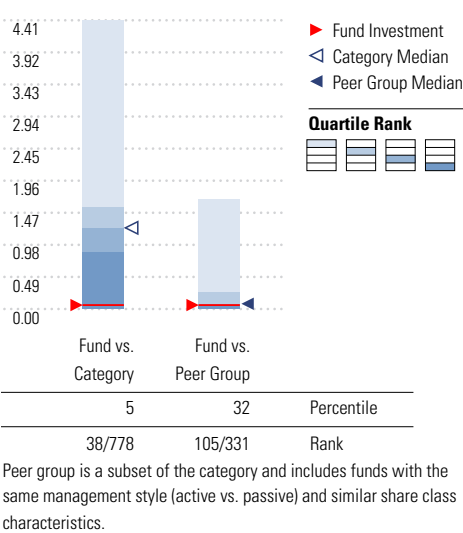
Growth of \$10,000



Trailing Performance



Net Expense



3-Year Risk Metrics

	Fund	Bmark	Cat
Alpha	0.60	—	0.96
Beta	1.09	—	1.02
R-Squared	95.85	—	93.11
Standard Deviation	17.95	16.18	17.14
Sharpe Ratio	0.12	0.07	0.13
Tracking Error	3.91	—	4.47
Information Ratio	0.21	—	0.23
Up Capture Ratio	115.59	—	108.08
Down Capture Ratio	114.34	—	104.96

Portfolio Metrics

	Fund	Bmark	Cat
Price/Earnings Ratio	15.49	15.62	16.00
Price/Book Ratio	1.63	1.81	1.89
Geom Avg Mkt Cap \$B	34.26	53.01	62.24
ROE	15.19	16.46	17.44

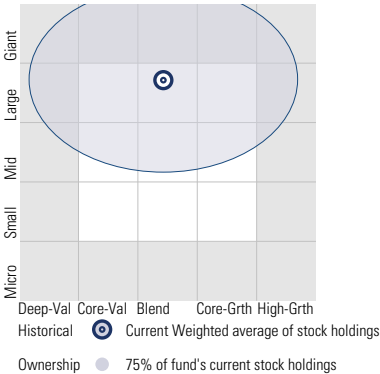
Vanguard Developed Markets Index Admiral VTMGX

Morningstar Category
Foreign Large Blend

Morningstar Index
MSCI ACWI Ex USA NR USD

Style Analysis as of 03-31-2025

Morningstar Style Box™



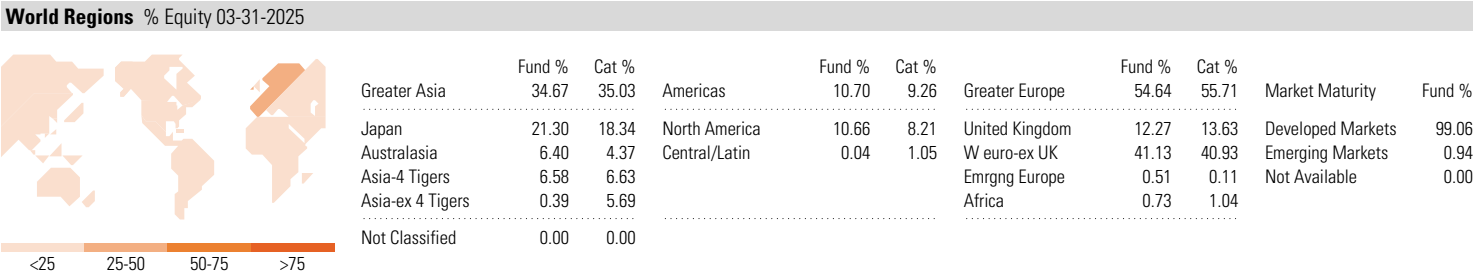
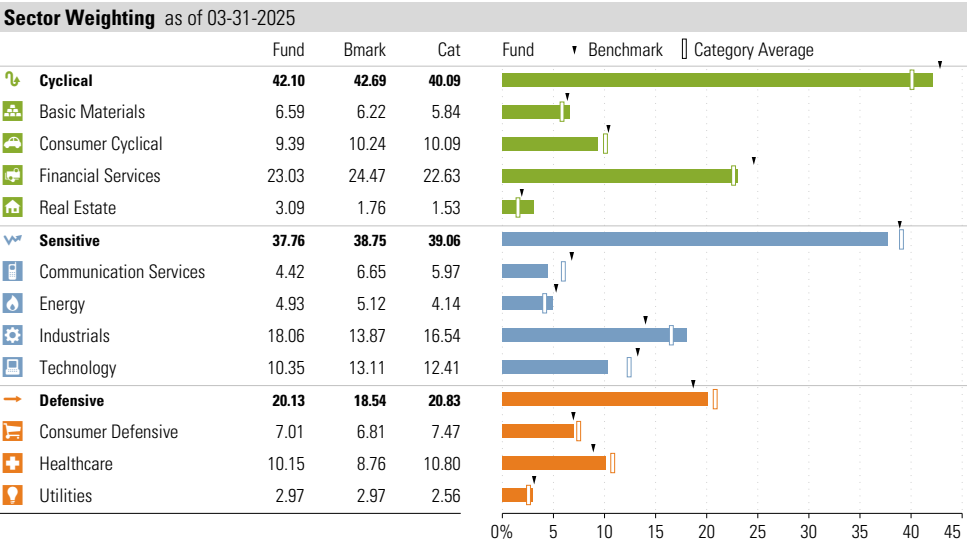
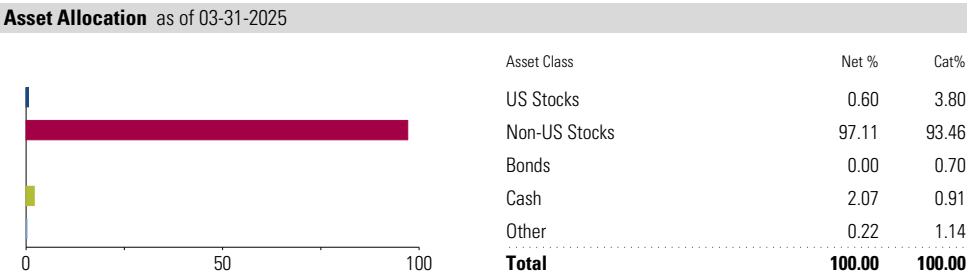
Style Breakdown

Equity

25	30	23	Large
6	7	5	Mid
2	2	1	Small
Value	Blend	Growth	

Weight %

>50 25-50 10-25 0-10



Top 10 Holdings as of 03-31-2025

Name	% Net Asset	Cumulative %	YTD Return %	Morningstar Sector
⊕ Slibbh1142	1.84	1.84	—	—
⊕ SAP SE	1.25	3.09	—	Technology
⊕ Nestle SA	1.10	4.19	—	Consumer Defensive
⊖ ASML Holding NV	1.09	5.28	—	Technology
⊕ Roche Holding AG	0.96	6.24	—	Healthcare
⊖ Shell PLC	0.94	7.17	—	Energy
⊕ AstraZeneca PLC	0.93	8.11	—	Healthcare
⊖ Novartis AG Registered Shares	0.93	9.04	—	Healthcare
⊕ Novo Nordisk AS Class B	0.93	9.96	—	Healthcare
⊕ Toyota Motor Corp	0.87	10.83	—	Consumer Cyclical

Total Holdings 3888

⊕ Increase ⊖ Decrease ✱ New to Portfolio

Vanguard International Growth Adm VWILX

Morningstar Category
Infrastructure - General

Morningstar Index
MSCI EAFE NR USD

Portfolio Manager(s)

Simon Webber since 12-2009
Thomas Coutts since 12-2016
James Gautrey since 12-2020
Lawrence Burns since 12-2020

Quantitative Screens

- Performance:** The fund has finished in the Foreign Large Growth category's top three quartiles in 8 of the 10 years it's been in existence.
- Management:** The fund's management has been in place for 15.27 years.
- Style:** The fund has landed in its primary style box — Large Growth — 100 % of the time over the past three years.
- Net Expense:** The fund's expense ratio of 0.25 is 74.75% lower than the Foreign Large Growth category average.

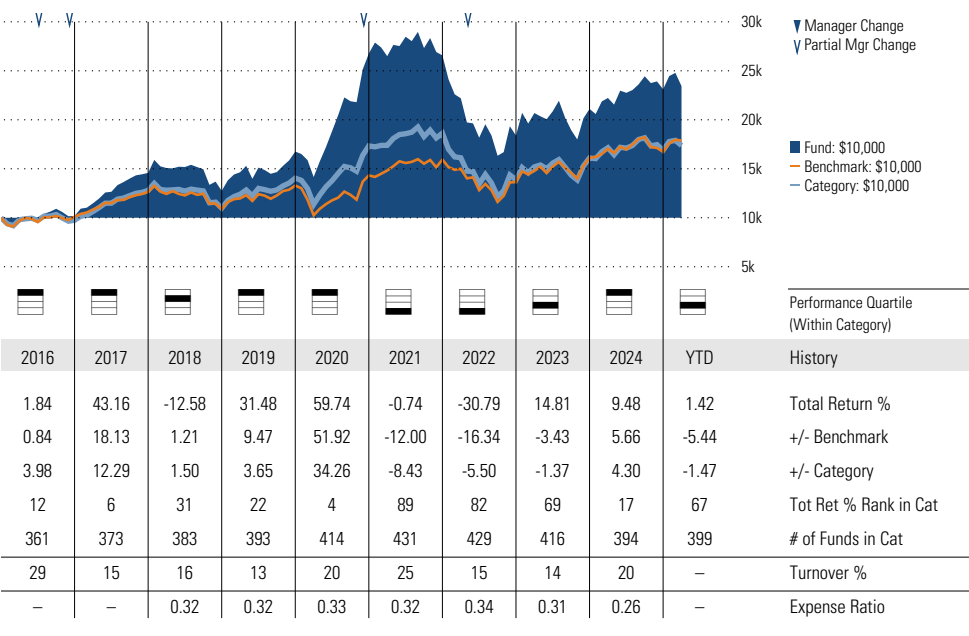
Morningstar Investment Management LLC Analysis

This fund passes all of Morningstar Investment Management's quantitative screens. Morningstar Investment Management has also assessed the fund from a qualitative perspective and, as a fiduciary, is comfortable recommending the fund's use in retirement plans.

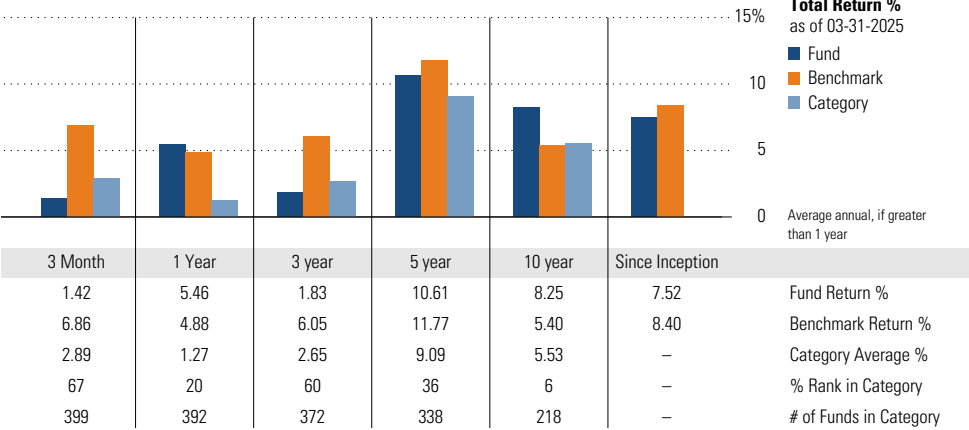
ESG Metrics

Metric	Rating	Updated
Sustainability Rating	3	02-28-2025
Carbon Risk Score	Low Risk	12-31-2022

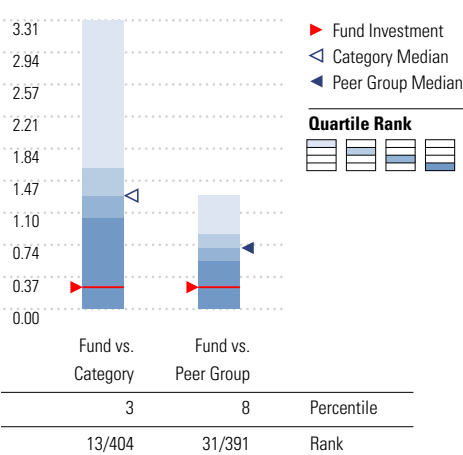
Growth of \$10,000



Trailing Performance



Net Expense



Peer group is a subset of the category and includes funds with the same management style (active vs. passive) and similar share class characteristics.

3-Year Risk Metrics

	Fund	Bmark	Cat
Alpha	-4.56	—	-3.45
Beta	1.20	—	1.08
R-Squared	82.87	—	88.22
Standard Deviation	22.21	16.78	19.35
Sharpe Ratio	-0.02	0.16	0.00
Tracking Error	9.82	—	6.87
Information Ratio	-0.43	—	-0.52
Up Capture Ratio	106.64	—	97.46
Down Capture Ratio	127.22	—	112.51

Portfolio Metrics

	Fund	Bmark	Cat
Price/Earnings Ratio	20.50	16.22	22.23
Price/Book Ratio	3.51	1.80	3.31
Geom Avg Mkt Cap \$B	79.39	56.00	73.86
ROE	22.64	16.38	21.22

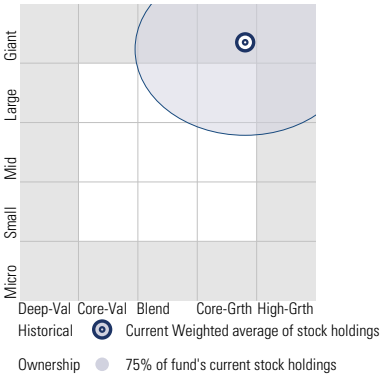
Vanguard International Growth Adm VWILX

Morningstar Category
Infrastructure - General

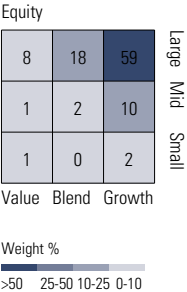
Morningstar Index
MSCI EAFE NR USD

Style Analysis as of 03-31-2025

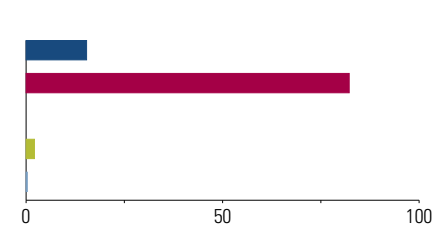
Morningstar Style Box™



Style Breakdown

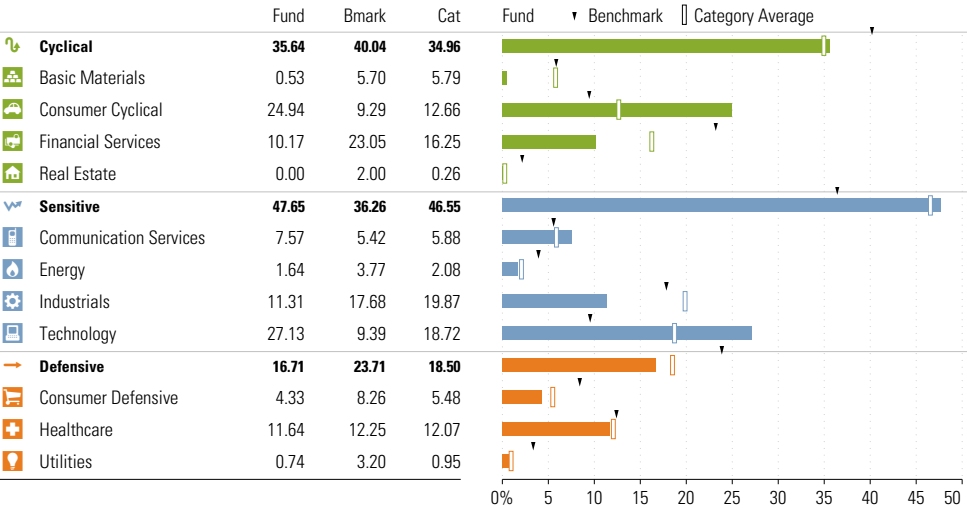


Asset Allocation as of 03-31-2025

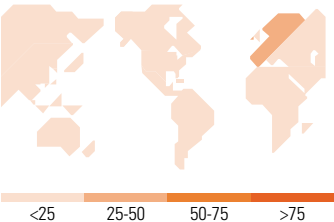


Asset Class	Net %	Cat%
US Stocks	15.39	7.64
Non-US Stocks	82.21	89.40
Bonds	0.00	0.07
Cash	2.12	2.23
Other	0.29	0.65
Total	100.00	100.00

Sector Weighting as of 03-31-2025



World Regions % Equity 03-31-2025



Greater Asia	Fund % 34.52	Cat % 27.22	Americas	Fund % 24.67	Cat % 16.13	Greater Europe	Fund % 40.81	Cat % 56.65	Market Maturity	Fund %
Japan	7.38	12.72	North America	18.37	13.67	United Kingdom	7.80	13.44	Developed Markets	76.83
Australasia	1.14	1.13	Central/Latin	6.30	2.46	W euro-ex UK	32.83	42.81	Emerging Markets	23.17
Asia-4 Tigers	9.14	6.52				Emrgng Europe	0.00	0.02	Not Available	0.00
Asia-ex 4 Tigers	16.86	6.85				Africa	0.18	0.38		
Not Classified	0.00	0.00								

Top 10 Holdings as of 03-31-2025

Name	% Net Asset	Cumulative %	YTD Return %	Morningstar Sector
⊖ Taiwan Semiconductor Manufacturing Co Ltd	5.37	5.37	—	Technology
⊖ MercadoLibre Inc	4.28	9.65	14.73	Consumer Cyclical
⊖ Spotify Technology SA	4.07	13.72	22.94	Communication Svc
⊕ BYD Co Ltd Class H	3.46	17.18	—	Consumer Cyclical
⊖ Adyen NV	3.09	20.27	—	Technology
⊖ ASML Holding NV	2.48	22.75	—	Technology
⊕ PDD Holdings Inc ADR	2.48	25.24	22.02	Consumer Cyclical
⊖ Sea Ltd ADR	2.44	27.68	22.99	Consumer Cyclical
⊖ Meituan Class B	2.18	29.86	—	Consumer Cyclical
Coupage Inc Ordinary Shares - Class A	1.91	31.76	-0.23	Consumer Cyclical

Total Holdings 150

⊕ Increase ⊖ Decrease ✱ New to Portfolio

Vanguard International Value Inv VTRIX

Morningstar Category
Foreign Large Value

Morningstar Index
MSCI EAFE NR USD

Portfolio Manager(s)

Michael Bennett since 05-2010
Michael Fry since 05-2010
Steven Morrow since 08-2012
A. Rama Krishna since 12-2012
Arjun Kumar since 10-2020
Shirley Woo since 10-2020

Quantitative Screens

- Performance:** The fund has finished in the Foreign Large Value category's top three quartiles in 7 of the 10 years it's been in existence.
- Management:** The fund's management has been in place for 14.85 years.
- Style:** The fund has landed in its primary style box — Large Value — 0 % of the time over the past three years.
- Net Expense:** The fund's expense ratio of 0.36 is 62.5% lower than the Foreign Large Value category average.

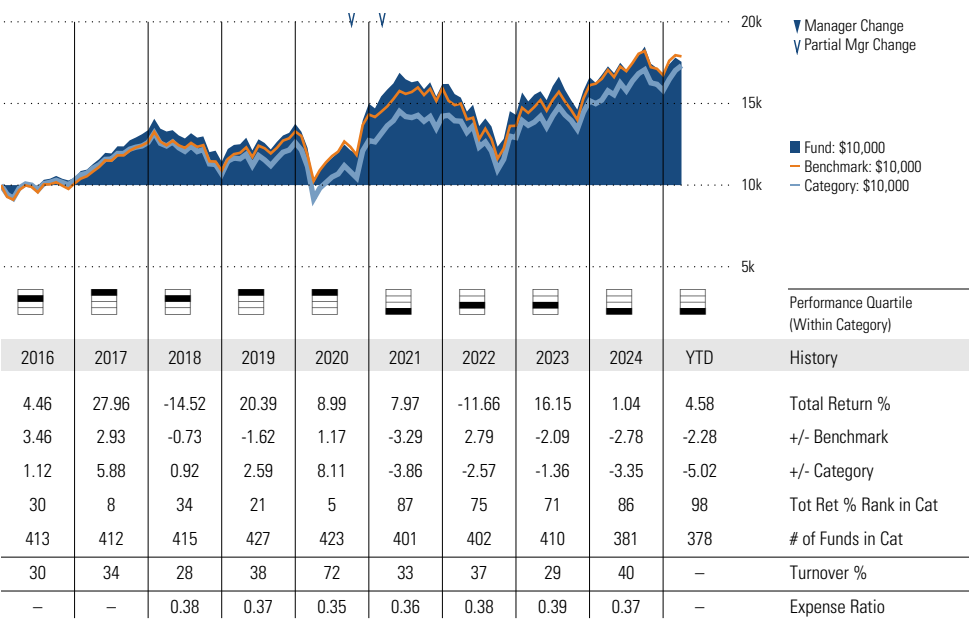
Morningstar Investment Management LLC Analysis

This fund fails the style consistency screen. Its largest underlying subadvisor employs a relative value approach, which can include more growth-leaning stocks, causing the fund to plot near the border of the value and blend column in the Morningstar Stylebox.

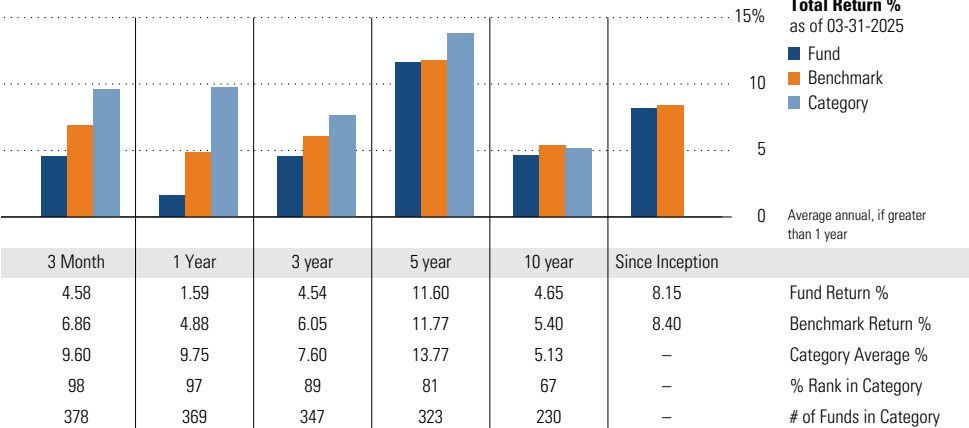
ESG Metrics

Metric	Rating	Updated
Sustainability Rating	3	02-28-2025
Carbon Risk Score	Medium Risk	12-31-2022

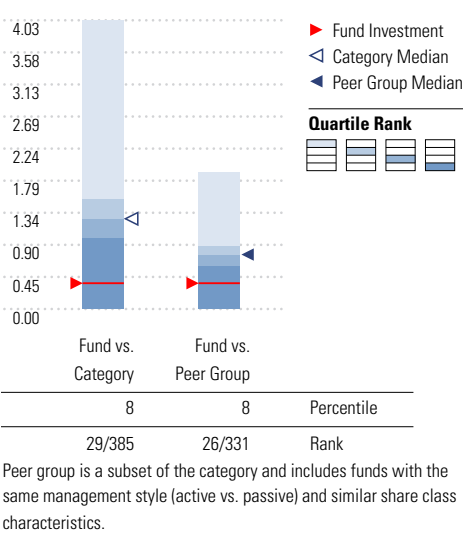
Growth of \$10,000



Trailing Performance



Net Expense



3-Year Risk Metrics

	Fund	Bmark	Cat
Alpha	-1.33	—	2.13
Beta	0.99	—	0.97
R-Squared	94.29	—	89.98
Standard Deviation	17.13	16.78	17.17
Sharpe Ratio	0.08	0.16	0.28
Tracking Error	4.10	—	5.50
Information Ratio	-0.37	—	0.38
Up Capture Ratio	97.10	—	99.98
Down Capture Ratio	103.21	—	91.30

Portfolio Metrics

	Fund	Bmark	Cat
Price/Earnings Ratio	14.53	16.22	12.98
Price/Book Ratio	1.57	1.80	1.26
Geom Avg Mkt Cap \$B	30.49	56.00	40.18
ROE	15.96	16.38	12.78

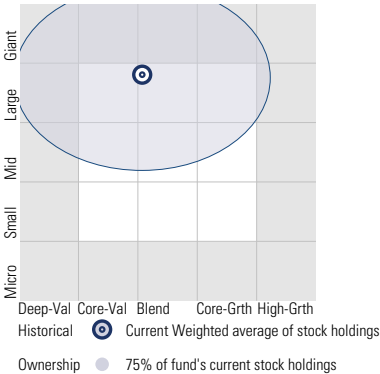
Vanguard International Value Inv VTRIX

Morningstar Category
Foreign Large Value

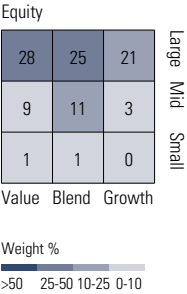
Morningstar Index
MSCI EAFE NR USD

Style Analysis as of 03-31-2025

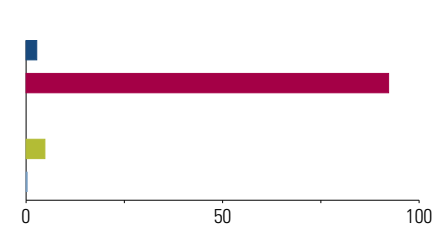
Morningstar Style Box™



Style Breakdown

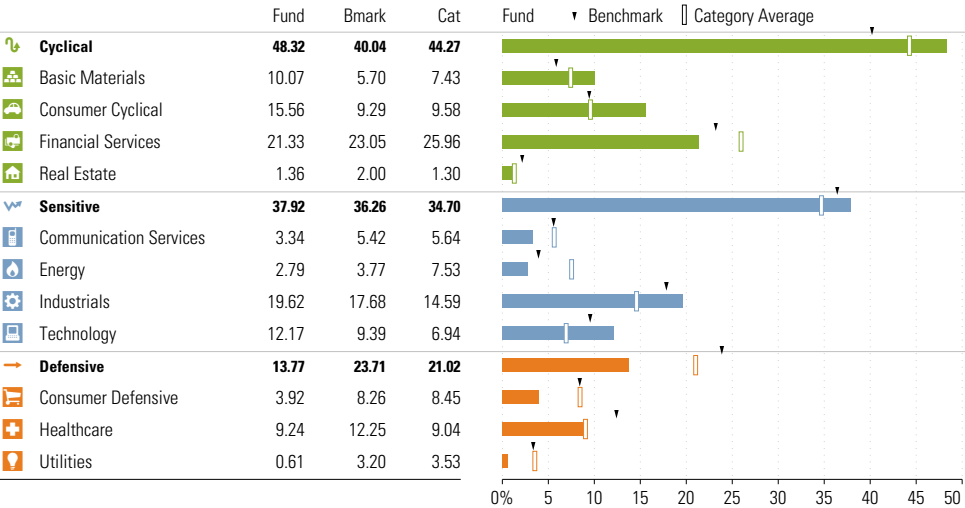


Asset Allocation as of 03-31-2025



Asset Class	Net %	Cat%
US Stocks	2.71	3.17
Non-US Stocks	92.24	94.31
Bonds	0.00	0.17
Cash	4.78	2.15
Other	0.26	0.21
Total	100.00	100.00

Sector Weighting as of 03-31-2025



World Regions % Equity 03-31-2025



	Fund %	Cat %		Fund %	Cat %		Fund %	Cat %		Fund %
Greater Asia	39.97	29.84	Americas	8.77	8.73	Greater Europe	51.25	61.43	Market Maturity	Fund %
Japan	12.94	17.53	North America	5.85	7.60	United Kingdom	12.59	17.05	Developed Markets	83.83
Australasia	0.85	2.89	Central/Latin	2.92	1.13	W euro-ex UK	38.37	43.44	Emerging Markets	16.17
Asia-4 Tigers	13.23	6.46				Emrgng Europe	0.00	0.22	Not Available	0.00
Asia-ex 4 Tigers	12.95	2.96				Africa	0.29	0.72		
Not Classified	0.00	0.00								

Top 10 Holdings as of 03-31-2025

Name	% Net Asset	Cumulative %	YTD Return %	Morningstar Sector
⊖ Mktliq 12/31/2049	2.84	2.84	—	—
⊖ Tencent Holdings Ltd	1.87	4.70	—	Communication Svc
⊖ HSBC Holdings PLC	1.73	6.43	—	Financial Services
⊕ Kering SA	1.72	8.16	—	Consumer Cyclical
⊖ Taiwan Semiconductor Manufacturing Co Ltd	1.69	9.84	—	Technology
⊖ Roche Holding AG	1.53	11.37	—	Healthcare
⊕ Slcmt1142	1.51	12.88	—	—
⊖ AIA Group Ltd	1.43	14.31	—	Financial Services
Nidec Corp	1.40	15.71	—	Industrials
STMicroelectronics NV	1.31	17.02	—	Technology

Total Holdings 242

⊕ Increase ⊖ Decrease ✱ New to Portfolio

Vanguard Mid-Cap Growth Index Admiral VMGMX

Morningstar Category
Mid-Cap Growth

Morningstar Index
Russell Mid Cap Growth TR USD

Portfolio Manager(s)

Aur lie Denis since 02-2023
Aaron Choi since 08-2023
Kenny Narzikul since 02-2025

Quantitative Screens

- Performance:** The fund has finished in the Mid-Cap Growth category's top three quartiles in 10 of the 10 years it's been in existence.
- Management:** The fund's management team has been in place for less than three years.
- Style:** The fund has landed in its primary style box — Mid-Cap Growth — 100 % of the time over the past three years.
- Net Expense:** The fund's expense ratio of 0.07 is 93.27% lower than the Mid-Cap Growth category average.

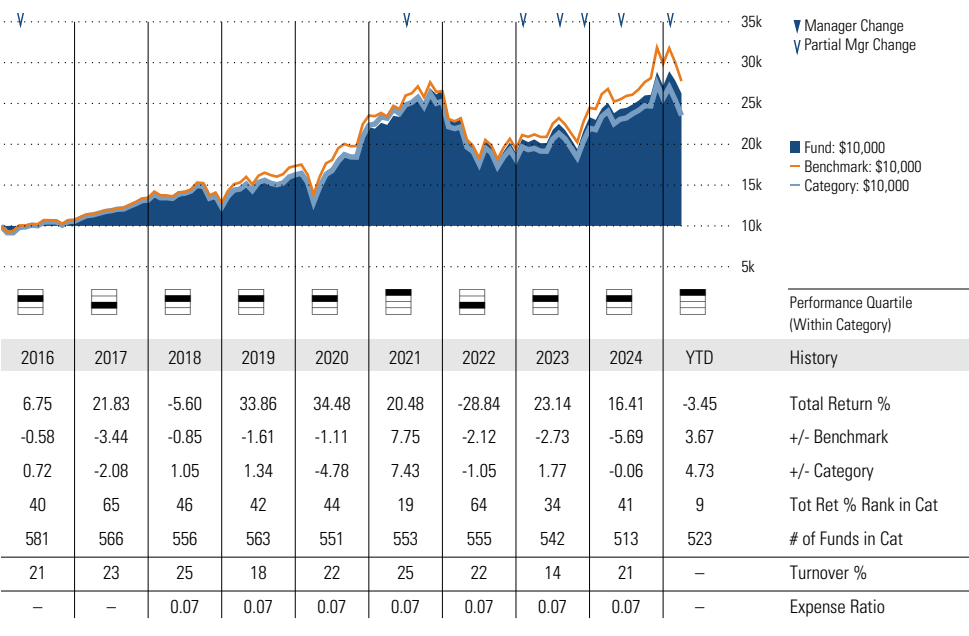
Morningstar Investment Management LLC Analysis

This fund fails the manager tenure screen. Although the managers on this fund are relatively recent additions, they are experienced at Vanguard, and the team-managed, well-established process of running index funds at Vanguard means that such changes are not concerning.

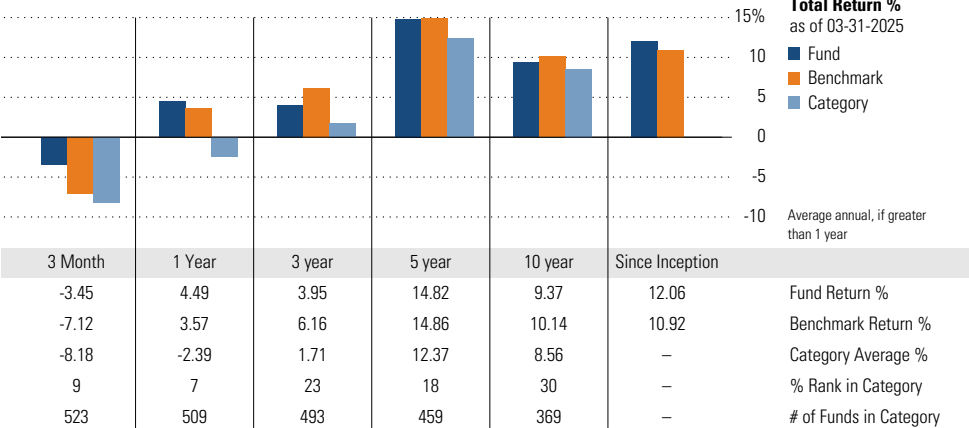
ESG Metrics

Metric	Rating	Updated
Sustainability Rating	4	02-28-2025
Carbon Risk Score	Medium Risk	12-31-2022
ESG Commitment	1-Low	02-15-2022

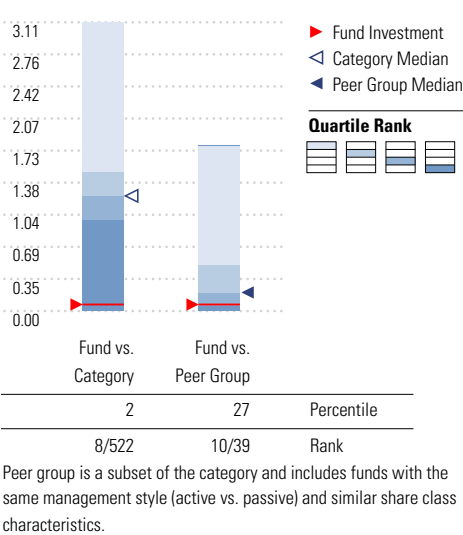
Growth of \$10,000



Trailing Performance



Net Expense



3-Year Risk Metrics

	Fund	Bmark	Cat
Alpha	-1.91	—	-4.09
Beta	0.96	—	0.97
R-Squared	98.03	—	91.60
Standard Deviation	21.38	22.08	22.65
Sharpe Ratio	0.07	0.17	-0.03
Tracking Error	3.14	—	6.65
Information Ratio	-0.71	—	-0.96
Up Capture Ratio	94.96	—	91.69
Down Capture Ratio	101.47	—	105.84

Portfolio Metrics

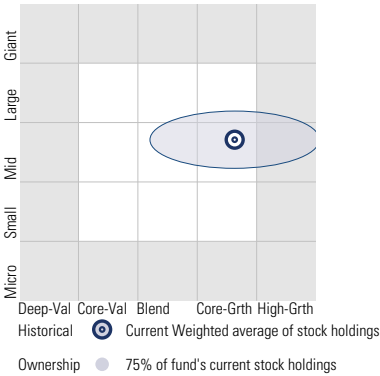
	Fund	Bmark	Cat
Price/Earnings Ratio	29.17	28.51	30.86
Price/Book Ratio	5.35	8.29	5.22
Geom Avg Mkt Cap \$B	36.95	27.49	21.39
ROE	24.98	33.57	20.01

Vanguard Mid-Cap Growth Index Admiral VMGMX

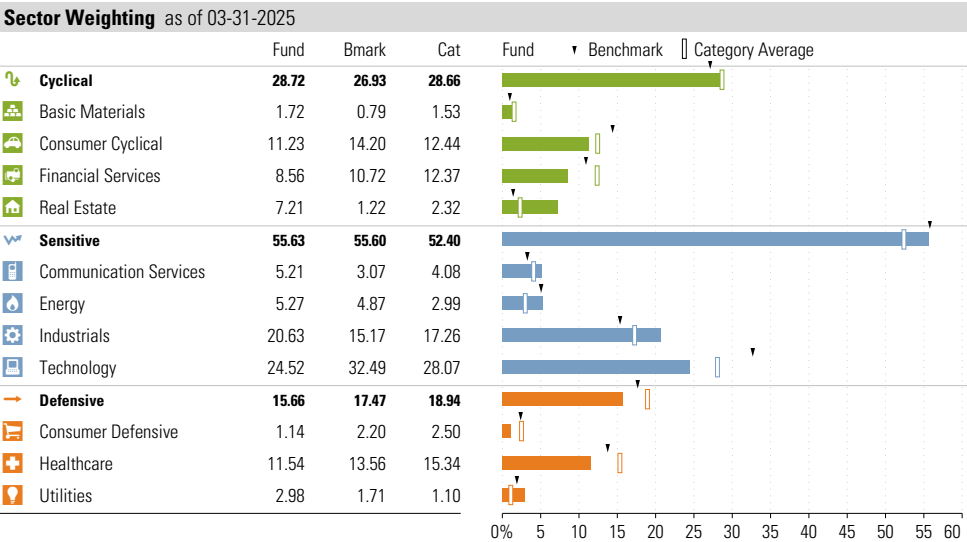
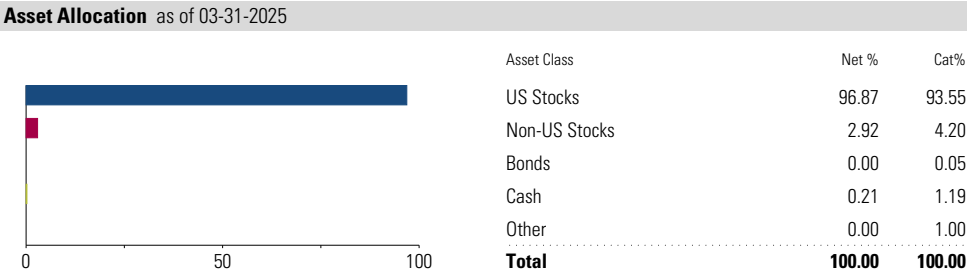

Morningstar Category
Mid-Cap Growth

Morningstar Index
Russell Mid Cap Growth TR USD

Style Analysis as of 03-31-2025
Morningstar Style Box™



Style Breakdown



Top 15 Holdings as of 03-31-2025

Name	% Net Asset	Cumulative %	YTD Return %	Morningstar Sector
⊕ Amphenol Corp Class A	2.28	2.28	-5.32	Technology
⊕ TransDigm Group Inc	2.12	4.40	9.15	Industrials
⊕ Motorola Solutions Inc	2.10	6.50	-5.05	Technology
⊕ Constellation Energy Corp	1.83	8.32	—	Utilities
⊕ DoorDash Inc Ordinary Shares - Class A	1.72	10.04	8.95	Communication Svc
⊕ Howmet Aerospace Inc	1.51	11.55	18.71	Industrials
⊕ Realty Income Corp	1.49	13.04	10.10	Real Estate
⊕ Waste Connections Inc	1.45	14.48	13.94	Industrials
⊕ Royal Caribbean Group	1.43	15.91	-10.62	Consumer Cyclical
⊕ Copart Inc	1.41	17.33	-1.39	Industrials
⊖ Welltower Inc	1.41	18.74	22.10	Real Estate
⊕ Hess Corp	1.34	20.08	20.46	Energy
⊕ Fastenal Co	1.28	21.36	8.44	Industrials
⊕ Yum Brands Inc	1.26	22.62	17.82	Consumer Cyclical
⊕ Targa Resources Corp	1.26	23.87	12.73	Energy

Total Holdings 136

⊕ Increase ⊖ Decrease ✱ New to Portfolio

Vanguard Mid-Cap Value Index Admiral VMVAX

Morningstar Category
Mid-Cap Value

Morningstar Index
Russell Mid Cap Value TR USD

Portfolio Manager(s)

Aur lie Denis since 02-2023
Aaron Choi since 08-2023
Kenny Narzikul since 02-2025

Quantitative Screens

- Performance:** The fund has finished in the Mid-Cap Value category's top three quartiles in 9 of the 10 years it's been in existence.
- Management:** The fund's management team has been in place for less than three years.
- Style:** The fund has landed in its primary style box — Mid-Cap Value — 100 % of the time over the past three years.
- Net Expense:** The fund's expense ratio of 0.07 is 92.63% lower than the Mid-Cap Value category average.

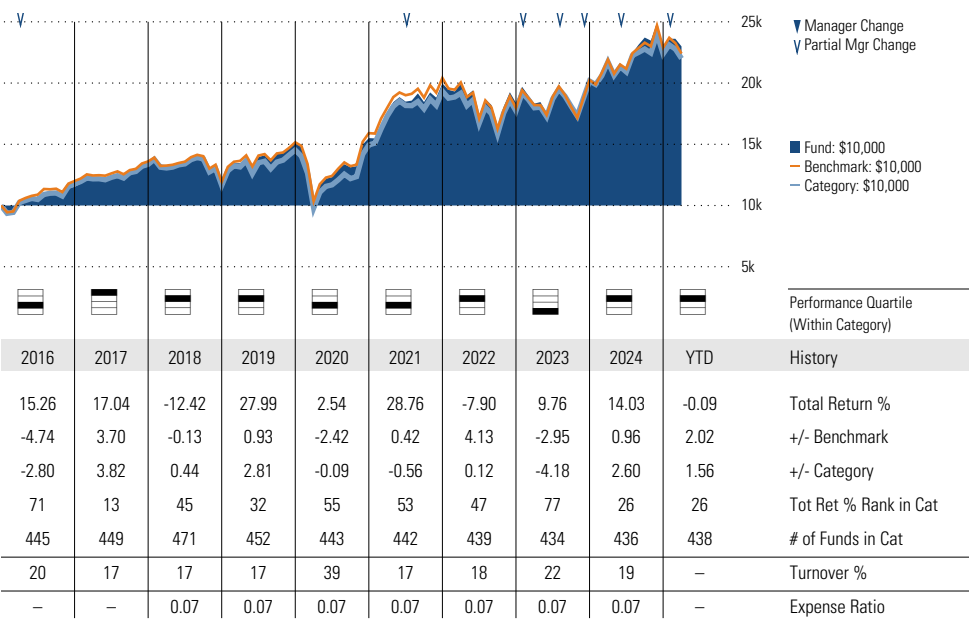
Morningstar Investment Management LLC Analysis

This fund fails the manager tenure screen. Although the managers on this fund are relatively recent additions, they are experienced at Vanguard, and the team-managed, well-established process of running index funds at Vanguard means that such changes are not concerning.

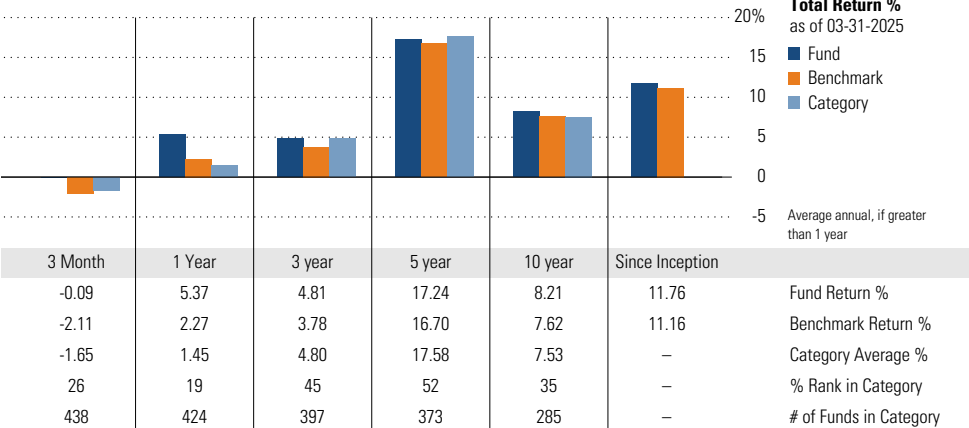
ESG Metrics

Metric	Rating	Updated
Sustainability Rating	4	02-28-2025
Carbon Risk Score	Medium Risk	12-31-2022
ESG Commitment	1-Low	02-15-2022

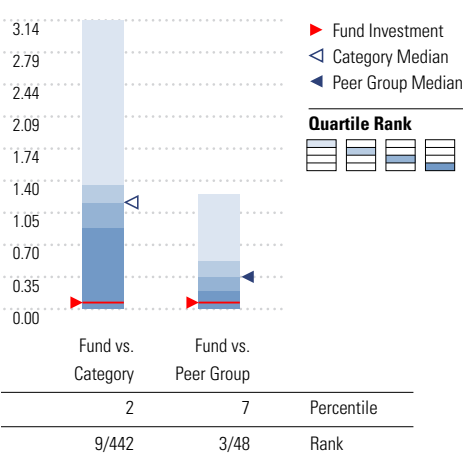
Growth of \$10,000



Trailing Performance



Net Expense



Peer group is a subset of the category and includes funds with the same management style (active vs. passive) and similar share class characteristics.

3-Year Risk Metrics

	Fund	Bmark	Cat
Alpha	1.12	—	0.86
Beta	0.94	—	0.95
R-Squared	98.44	—	94.34
Standard Deviation	19.09	20.06	19.73
Sharpe Ratio	0.10	0.06	0.09
Tracking Error	2.63	—	4.88
Information Ratio	0.39	—	0.16
Up Capture Ratio	96.25	—	96.45
Down Capture Ratio	92.53	—	93.86

Portfolio Metrics

	Fund	Bmark	Cat
Price/Earnings Ratio	17.96	18.62	17.06
Price/Book Ratio	2.25	2.25	1.83
Geom Avg Mkt Cap \$B	32.05	20.13	17.98
ROE	18.05	14.45	14.59

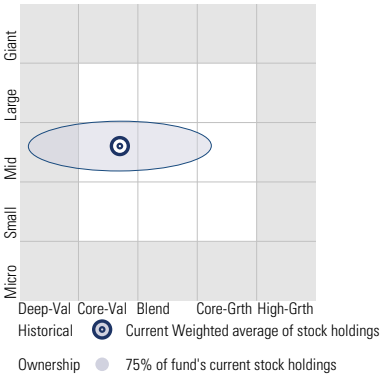
Vanguard Mid-Cap Value Index Admiral VMVAX

Morningstar Category
Mid-Cap Value

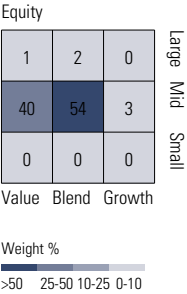
Morningstar Index
Russell Mid Cap Value TR USD

Style Analysis as of 03-31-2025

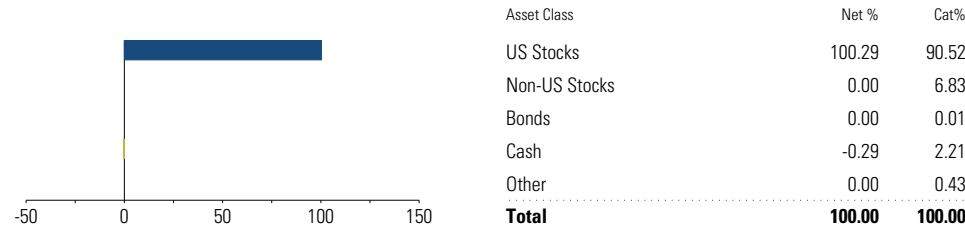
Morningstar Style Box™



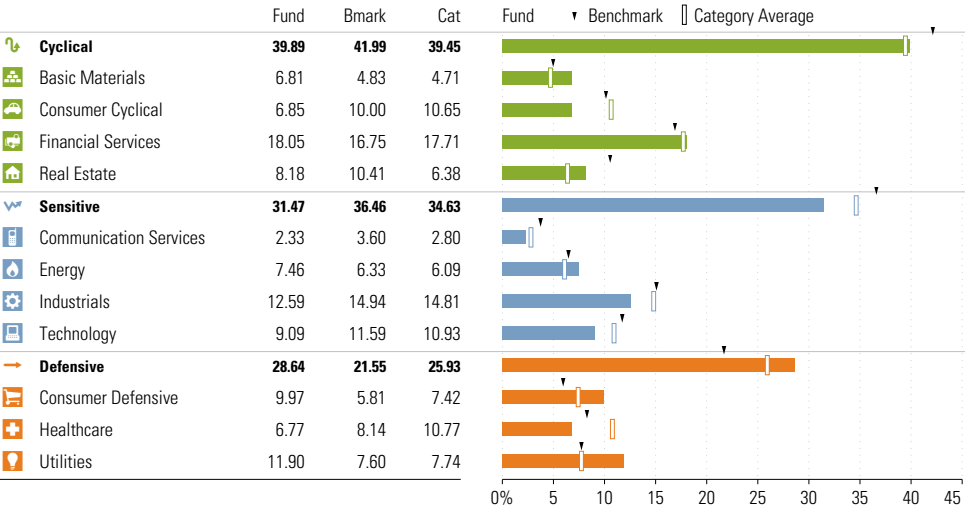
Style Breakdown



Asset Allocation as of 03-31-2025



Sector Weighting as of 03-31-2025



Top 15 Holdings as of 03-31-2025

Name	% Net Asset	Cumulative %	YTD Return %	Morningstar Sector
⊖ Arthur J. Gallagher & Co	1.90	1.90	21.86	Financial Services
⊕ ONEOK Inc	1.34	3.24	-0.15	Energy
⊕ CRH PLC	1.28	4.52	-4.52	Basic Materials
⊖ Allstate Corp	1.18	5.70	7.93	Financial Services
⊖ Newmont Corp	1.17	6.88	30.39	Basic Materials
⊖ Carrier Global Corp Ordinary Shares	1.12	8.00	-7.12	Industrials
⊖ PACCAR Inc	1.10	9.10	-6.08	Industrials
⊖ Cheniere Energy Inc	1.06	10.17	7.93	Energy
⊖ Cencora Inc	1.05	11.21	24.02	Healthcare
⊖ Digital Realty Trust Inc	1.04	12.25	-18.51	Real Estate
⊖ Ameriprise Financial Inc	1.00	13.26	-8.80	Financial Services
⊖ Exelon Corp	1.00	14.26	23.49	Utilities
⊖ Kenvue Inc	0.99	15.25	13.28	Consumer Defensive
⊕ Crown Castle Inc	0.98	16.22	16.57	Real Estate
⊖ The Kroger Co	0.95	17.18	11.22	Consumer Defensive

Total Holdings 189

⊕ Increase ⊖ Decrease ✱ New to Portfolio

Vanguard Real Estate Index Admiral VGSLX

Morningstar Category
Real Estate

Morningstar Index
S&P United States REIT TR USD

Portfolio Manager(s)

Gerard O'Reilly since 05-1996
Walter Nejman since 05-2016
Chris Nieves since 02-2025
Jena Stenger since 02-2025

Quantitative Screens

- Performance: The fund has finished in the Real Estate category's top three quartiles in 10 of the 10 years it's been in existence.
- Management: The fund's management has been in place for 28.9 years.
- Style: The fund has landed in its primary style box — Mid-Cap Blend — 91.43 % of the time over the past three years.
- Net Expense: The fund's expense ratio of 0.13 is 88.39% lower than the Real Estate category average.

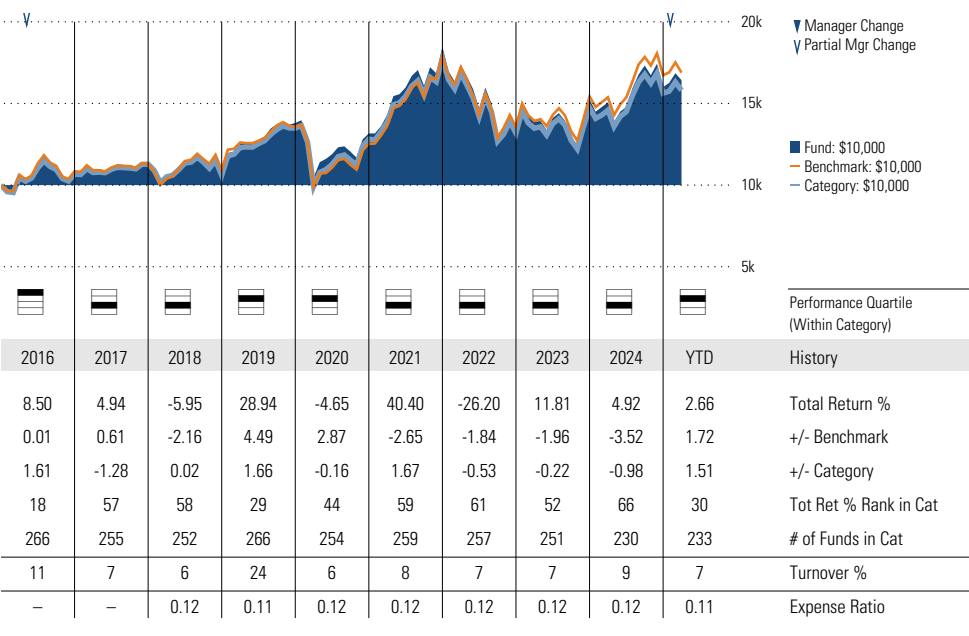
Morningstar Investment Management LLC Analysis

This fund passes all of Morningstar Investment Management's quantitative screens. Morningstar Investment Management has also assessed the fund from a qualitative perspective and, as a fiduciary, is comfortable recommending the fund's use in retirement plans.

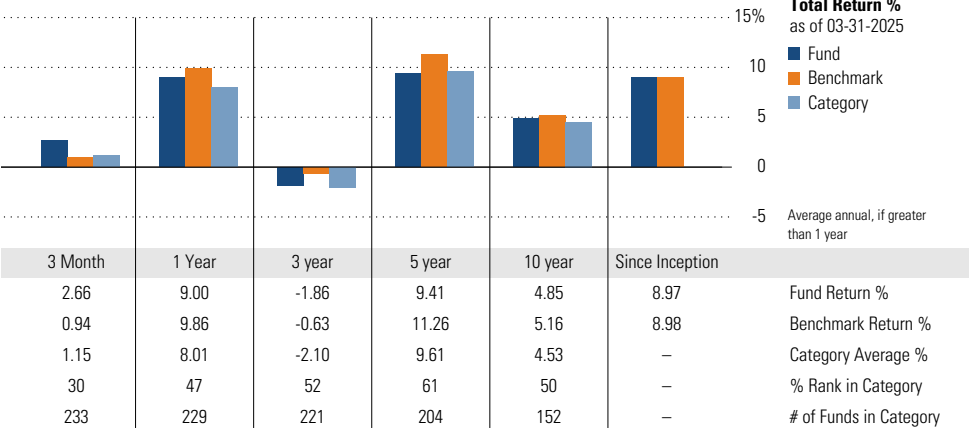
ESG Metrics

Metric	Rating	Updated
Sustainability Rating	2	02-28-2025
Carbon Risk Score	Low Risk	12-31-2022
ESG Commitment	1-Low	02-15-2022

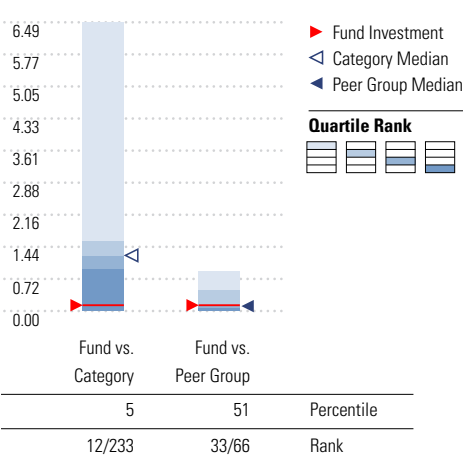
Growth of \$10,000



Trailing Performance



Net Expense



Peer group is a subset of the category and includes funds with the same management style (active vs. passive) and similar share class characteristics.

3-Year Risk Metrics

	Fund	Bmark	Cat
Alpha	-1.15	-	-1.50
Beta	1.02	-	0.97
R-Squared	98.47	-	94.62
Standard Deviation	21.07	20.48	20.30
Sharpe Ratio	-0.20	-0.15	-0.26
Tracking Error	2.65	-	4.07
Information Ratio	-0.46	-	-0.46
Up Capture Ratio	99.26	-	93.26
Down Capture Ratio	103.17	-	98.43

Portfolio Metrics

	Fund	Bmark	Cat
Price/Earnings Ratio	33.04	38.46	31.32
Price/Book Ratio	2.37	2.42	2.67
Geom Avg Mkt Cap \$B	26.11	9.35	36.55
ROE	13.36	9.56	18.98

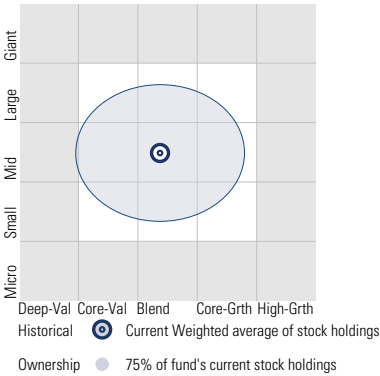
Vanguard Real Estate Index Admiral VGSLX

Morningstar Category
Real Estate

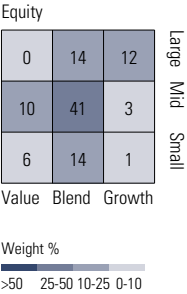
Morningstar Index
S&P United States REIT TR USD

Style Analysis as of 03-31-2025

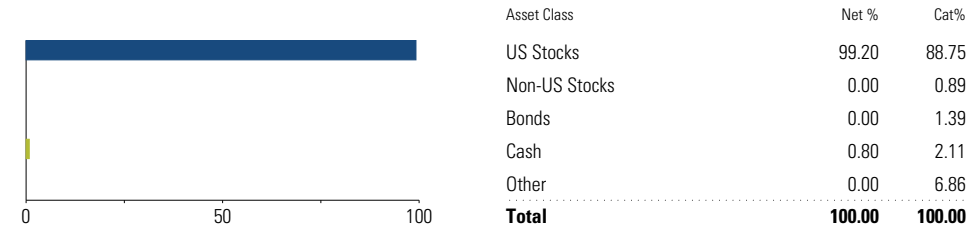
Morningstar Style Box™



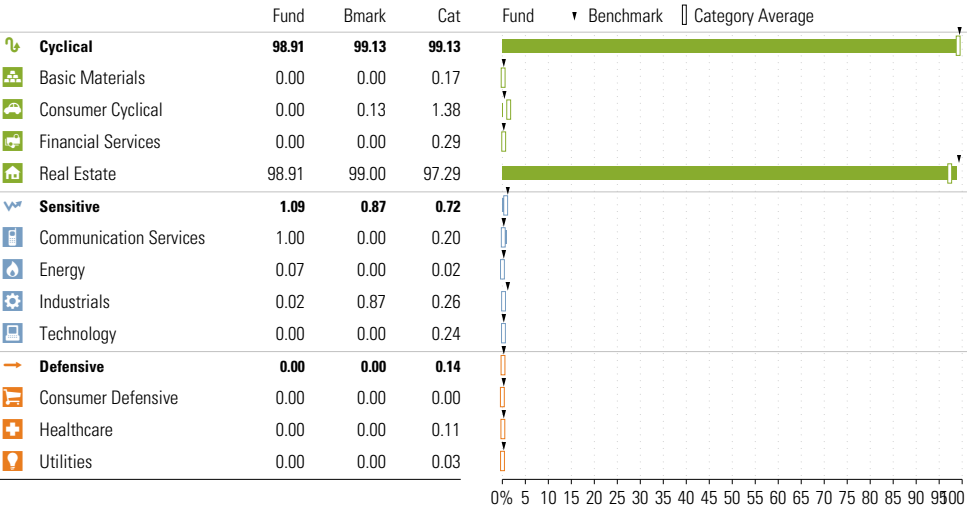
Style Breakdown



Asset Allocation as of 03-31-2025



Sector Weighting as of 03-31-2025



Top 15 Holdings as of 03-31-2025

Name	% Net Asset	Cumulative %	YTD Return %	Morningstar Sector
⊕ Vanguard Real Estate II Index	14.04	14.04	—	—
⊖ Prologis Inc	6.00	20.03	6.72	Real Estate
⊖ American Tower Corp	5.89	25.92	18.64	Real Estate
⊖ Welltower Inc	5.41	31.33	22.10	Real Estate
⊖ Equinix Inc	4.43	35.76	-13.03	Real Estate
⊖ Simon Property Group Inc	3.14	38.90	-2.34	Real Estate
⊖ Realty Income Corp	2.94	41.84	10.10	Real Estate
⊖ Digital Realty Trust Inc	2.75	44.59	-18.51	Real Estate
⊖ Public Storage	2.73	47.32	0.95	Real Estate
⊖ Crown Castle Inc	2.62	49.95	16.57	Real Estate
⊖ CBRE Group Inc Class A	2.32	52.26	-0.39	Real Estate
⊕ CoStar Group Inc	1.93	54.20	10.67	Real Estate
⊖ Extra Space Storage Inc	1.82	56.02	0.34	Real Estate
⊖ VICI Properties Inc Ordinary Shares	1.82	57.84	13.15	Real Estate
⊖ AvalonBay Communities Inc	1.77	59.61	-1.64	Real Estate

Total Holdings 162

⊕ Increase ⊖ Decrease ✱ New to Portfolio

Vanguard Small Cap Growth Index Admiral VSGAX

Morningstar Category
Small Growth
Morningstar Index
Russell 2000 Growth TR USD

Portfolio Manager(s)

Gerard O'Reilly since 12-2004
Nick Birkett since 02-2023
Aaron Choi since 02-2025
Kenny Narzikul since 02-2025

Quantitative Screens

Performance: The fund has finished in the Small Growth category's top three quartiles in 10 of the 10 years it's been in existence.

Management: The fund's management has been in place for 20.26 years.

Style: The fund has landed in its primary style box — Small Growth — 100 % of the time over the past three years.

Net Expense: The fund's expense ratio of 0.07 is 93.91% lower than the Small Growth category average.

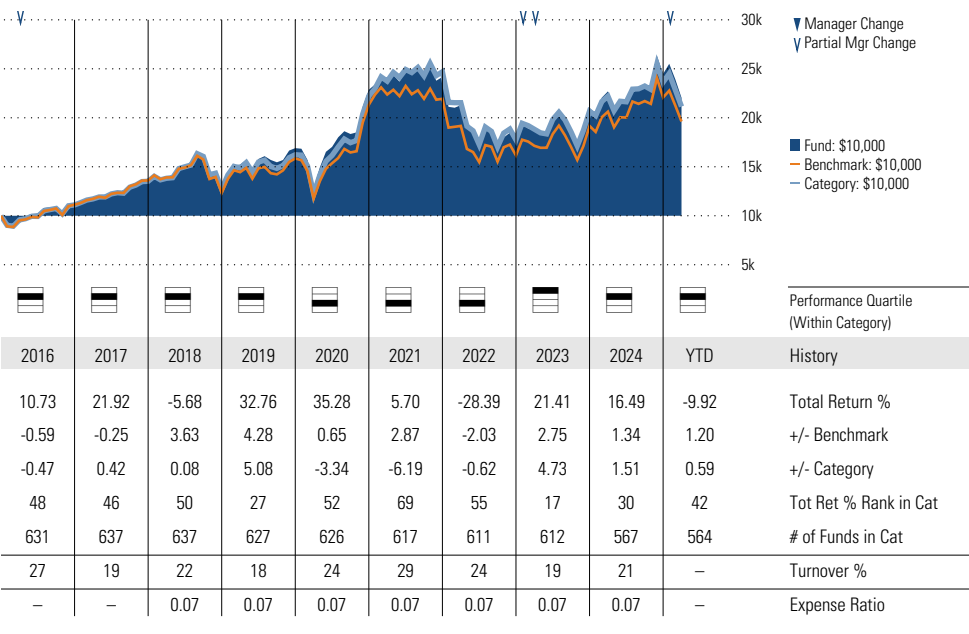
Morningstar Investment Management LLC Analysis

This fund passes all of Morningstar Investment Management's quantitative screens. Morningstar Investment Management has also assessed the fund from a qualitative perspective and, as a fiduciary, is comfortable recommending the fund's use in retirement plans.

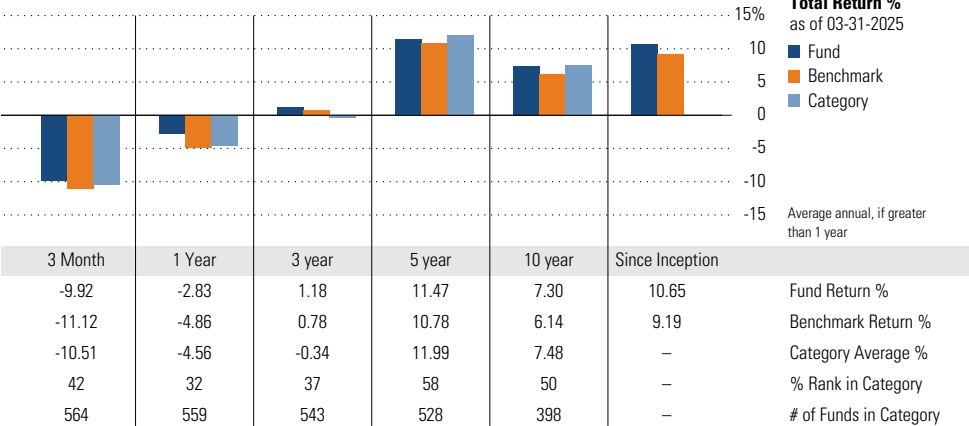
ESG Metrics

Metric	Rating	Updated
Sustainability Rating	4	02-28-2025
Carbon Risk Score	Medium Risk	12-31-2022
ESG Commitment	1-Low	02-15-2022

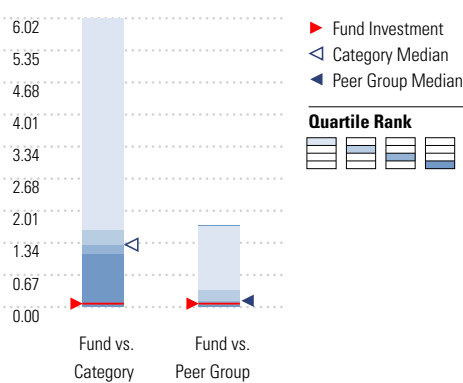
Growth of \$10,000



Trailing Performance



Net Expense



Peer group is a subset of the category and includes funds with the same management style (active vs. passive) and similar share class characteristics.

3-Year Risk Metrics

	Fund	Bmark	Cat
Alpha	0.39	—	-1.19
Beta	0.96	—	0.91
R-Squared	96.98	—	92.36
Standard Deviation	23.14	23.85	22.78
Sharpe Ratio	-0.03	-0.04	-0.11
Tracking Error	4.16	—	6.68
Information Ratio	0.10	—	-0.16
Up Capture Ratio	97.12	—	89.63
Down Capture Ratio	96.06	—	93.62

Portfolio Metrics

	Fund	Bmark	Cat
Price/Earnings Ratio	25.86	20.59	23.44
Price/Book Ratio	3.66	3.55	3.59
Geom Avg Mkt Cap \$B	7.38	3.15	6.19
ROE	11.65	9.46	11.69

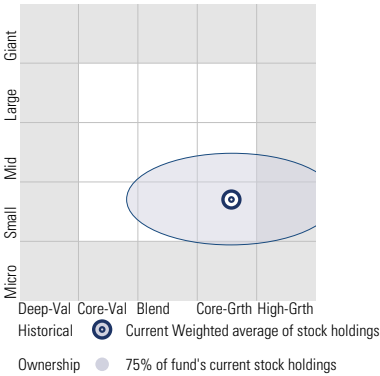
Vanguard Small Cap Growth Index Admiral VSGAX

Morningstar Category
Small Growth

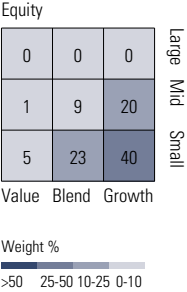
Morningstar Index
Russell 2000 Growth TR USD

Style Analysis as of 03-31-2025

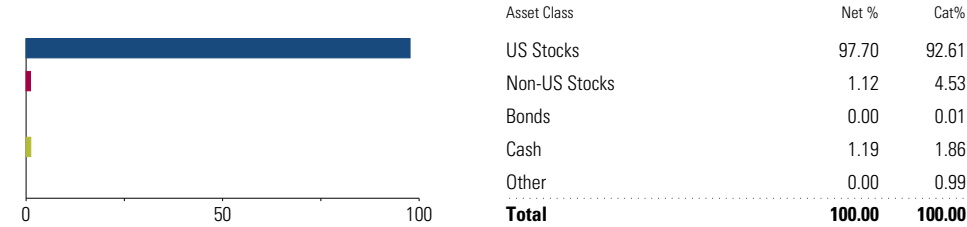
Morningstar Style Box™



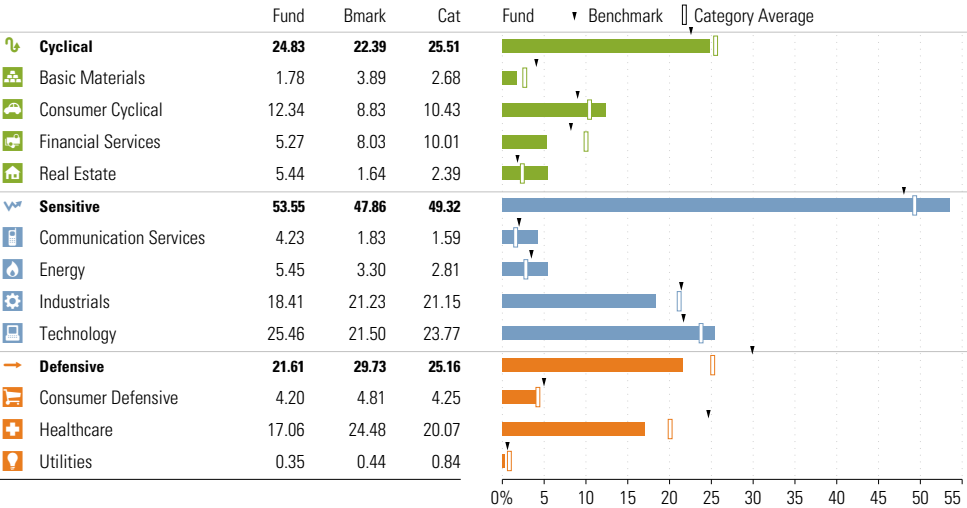
Style Breakdown



Asset Allocation as of 03-31-2025



Sector Weighting as of 03-31-2025



Top 15 Holdings as of 03-31-2025

Name	% Net Asset	Cumulative %	YTD Return %	Morningstar Sector
⊕ Slcmt1142	1.20	1.20	—	—
⊖ Liberty Media Corp Registered Shs Series -C- Formula One	0.79	1.99	-2.86	Communication Svc
⊖ RB Global Inc	0.76	2.75	11.64	Industrials
⊖ Lennox International Inc	0.74	3.49	-7.96	Industrials
⊖ Nutanix Inc Class A	0.73	4.22	14.11	Technology
⊖ Natera Inc	0.73	4.95	-10.67	Healthcare
⊖ PTC Inc	0.73	5.67	-15.73	Technology
⊖ Watsco Inc Ordinary Shares	0.73	6.40	7.83	Industrials
⊖ Deckers Outdoor Corp	0.70	7.10	-44.95	Consumer Cyclical
⊖ DocuSign Inc	0.68	7.77	-9.50	Technology
⊖ Casey's General Stores Inc	0.66	8.43	9.67	Consumer Cyclical
⊖ EQT Corp	0.66	9.09	16.22	Energy
⊖ Guidewire Software Inc	0.64	9.73	11.14	Technology
⊕ Toast Inc Class A	0.64	10.37	—	Technology
⊖ DraftKings Inc Ordinary Shares - Class A	0.63	11.01	-10.73	Consumer Cyclical

Total Holdings 581

⊕ Increase ⊖ Decrease ✱ New to Portfolio

Vanguard Small Cap Value Index Admiral VSIAX

Morningstar Category
Small Value
Morningstar Index
Russell 2000 Value TR USD

Portfolio Manager(s)

Gerard O'Reilly since 04-2016
Nick Birkett since 02-2023
Kenny Narzikul since 02-2025
Aaron Choi since 02-2025

Quantitative Screens

- Performance:** The fund has finished in the Small Value category's top three quartiles in 10 of the 10 years it's been in existence.
- Management:** The fund's management has been in place for 8.93 years.
- Style:** The fund has landed in its primary style box — Small Value — 100 % of the time over the past three years.
- Net Expense:** The fund's expense ratio of 0.07 is 93.58% lower than the Small Value category average.

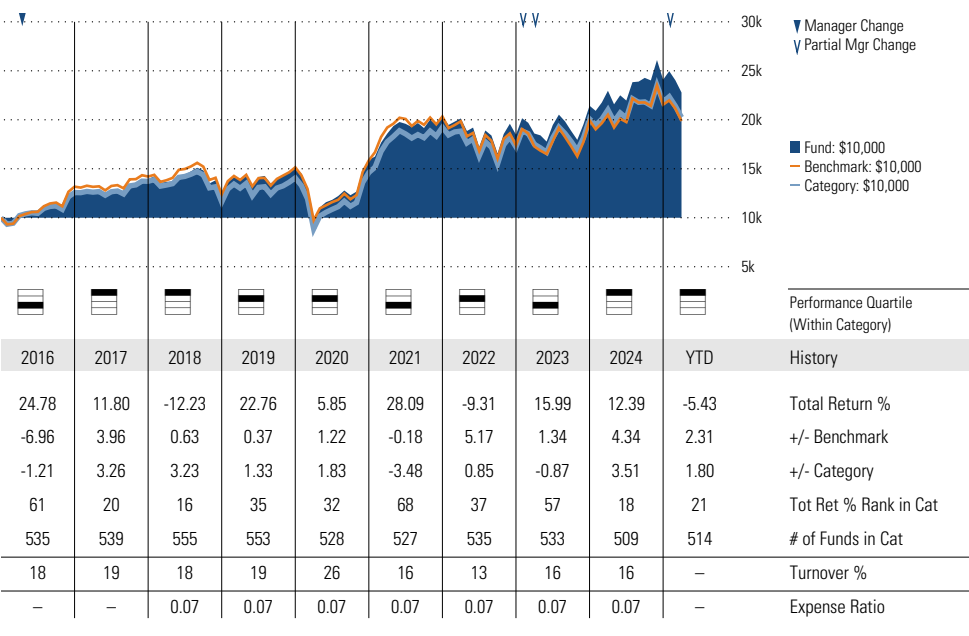
Morningstar Investment Management LLC Analysis

This fund passes all of Morningstar Investment Management's quantitative screens. Morningstar Investment Management has also assessed the fund from a qualitative perspective and, as a fiduciary, is comfortable recommending the fund's use in retirement plans.

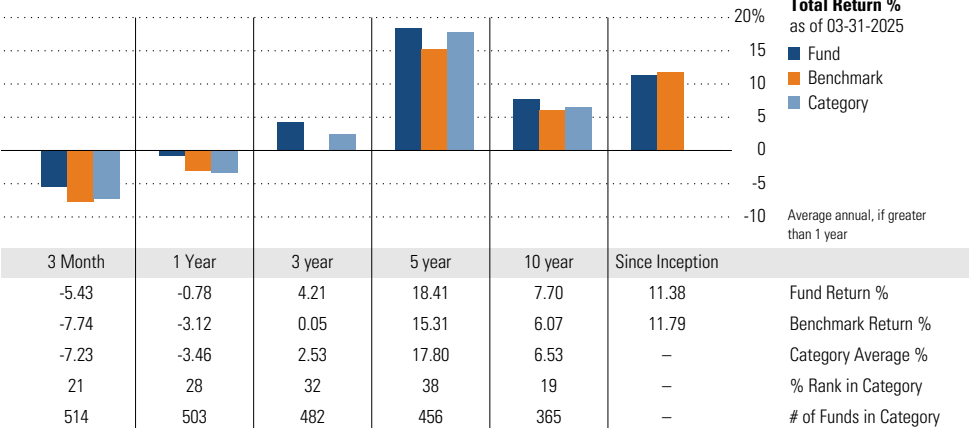
ESG Metrics

Metric	Rating	Updated
Sustainability Rating	4	02-28-2025
Carbon Risk Score	Medium Risk	12-31-2022
ESG Commitment	1-Low	02-15-2022

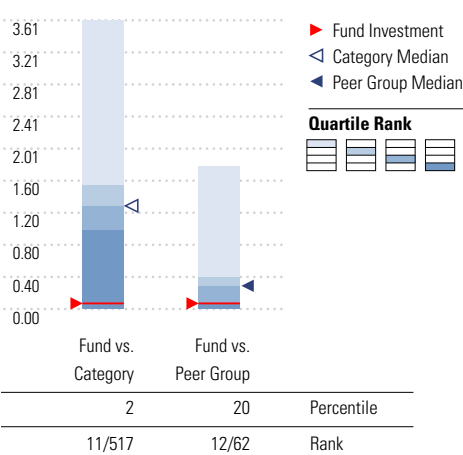
Growth of \$10,000



Trailing Performance



Net Expense



Peer group is a subset of the category and includes funds with the same management style (active vs. passive) and similar share class characteristics.

3-Year Risk Metrics

	Fund	Bmark	Cat
Alpha	3.94	—	2.18
Beta	0.90	—	0.93
R-Squared	96.59	—	94.80
Standard Deviation	22.00	23.90	22.74
Sharpe Ratio	0.09	-0.07	0.01
Tracking Error	4.65	—	5.33
Information Ratio	0.89	—	0.42
Up Capture Ratio	98.75	—	97.16
Down Capture Ratio	87.45	—	91.10

Portfolio Metrics

	Fund	Bmark	Cat
Price/Earnings Ratio	15.56	13.95	14.25
Price/Book Ratio	1.72	1.19	1.54
Geom Avg Mkt Cap \$B	6.60	2.07	5.17
ROE	13.56	4.52	11.05

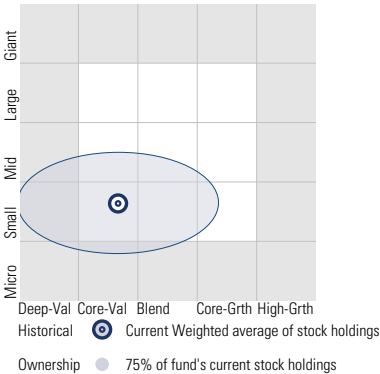
Vanguard Small Cap Value Index Admiral VSIAX

Morningstar Category
Small Value

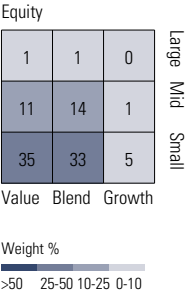
Morningstar Index
Russell 2000 Value TR USD

Style Analysis as of 03-31-2025

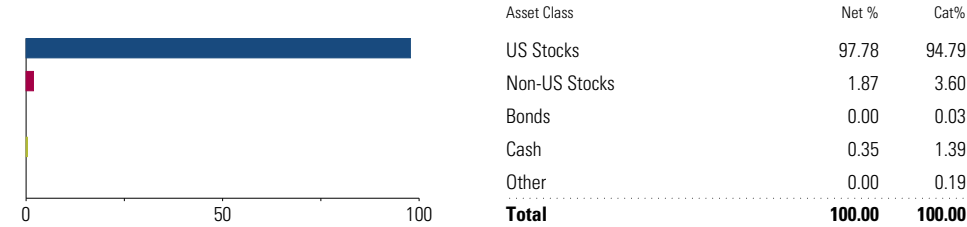
Morningstar Style Box™



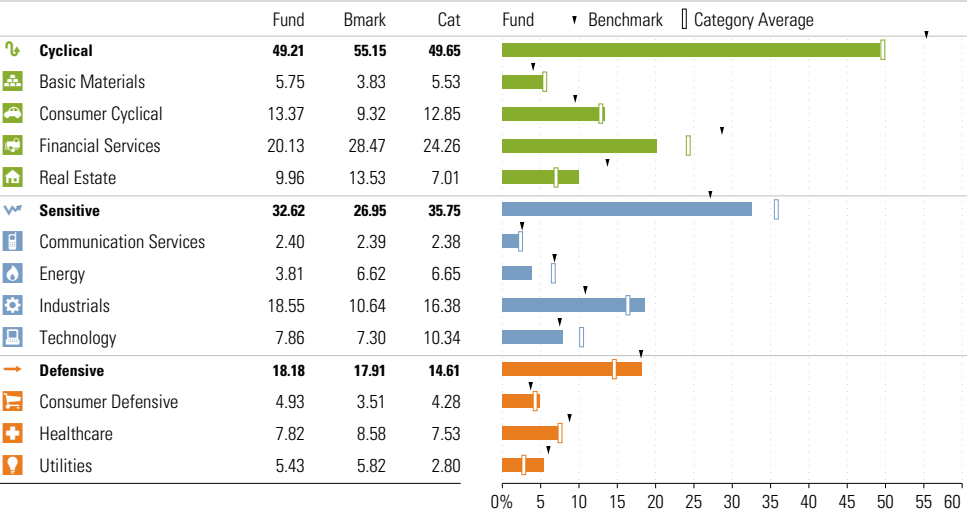
Style Breakdown



Asset Allocation as of 03-31-2025



Sector Weighting as of 03-31-2025



Top 15 Holdings as of 03-31-2025

Name	% Net Asset	Cumulative %	YTD Return %	Morningstar Sector
⊖ Atmos Energy Corp	0.74	0.74	11.62	Utilities
⊖ Smurfit WestRock PLC	0.71	1.44	-15.54	Consumer Cyclical
⊖ Slcmt1142	0.64	2.09	—	—
⊖ Williams-Sonoma Inc	0.59	2.67	-14.32	Consumer Cyclical
⊖ NRG Energy Inc	0.57	3.24	6.30	Utilities
⊖ First Citizens BancShares Inc Class A	0.53	3.77	-12.16	Financial Services
⊖ EMCOR Group Inc	0.51	4.27	-18.51	Industrials
⊖ Equitable Holdings Inc	0.48	4.75	10.94	Financial Services
⊖ Reliance Inc	0.47	5.22	7.68	Basic Materials
⊖ F5 Inc	0.46	5.69	5.89	Technology
⊖ Carlisle Companies Inc	0.46	6.14	-7.41	Industrials
⊖ US Foods Holding Corp	0.45	6.60	-2.96	Consumer Defensive
⊖ BJ's Wholesale Club Holdings Inc	0.45	7.05	27.70	Consumer Defensive
⊖ RPM International Inc	0.45	7.50	-5.58	Basic Materials
⊖ Tapestry Inc	0.44	7.94	8.31	Consumer Cyclical

Total Holdings 844

⊕ Increase ⊖ Decrease ✱ New to Portfolio

Vanguard Target Retirement 2020 Fund VTWNX

Morningstar Category
Target-Date 2020

Morningstar Index
Morningstar Lifetime Mod 2020 TR USD

Portfolio Manager(s)

Walter Nejman since 02-2013
Aur lie Denis since 02-2023
Michael Roach since 02-2023
Roger Aliaga-Diaz since 02-2023

Quantitative Screens

- Performance:** The fund has finished in the Target-Date 2020 category's top three quartiles in 10 of the 10 years it's been in existence.
- Management:** The fund's management has been in place for 12.11 years.
- Style:** The fund has landed in its primary style box — Large Blend — 100 % of the time over the past three years.
- Net Expense:** The fund's expense ratio of 0.08 is 84.62% lower than the Target-Date 2020 category average.

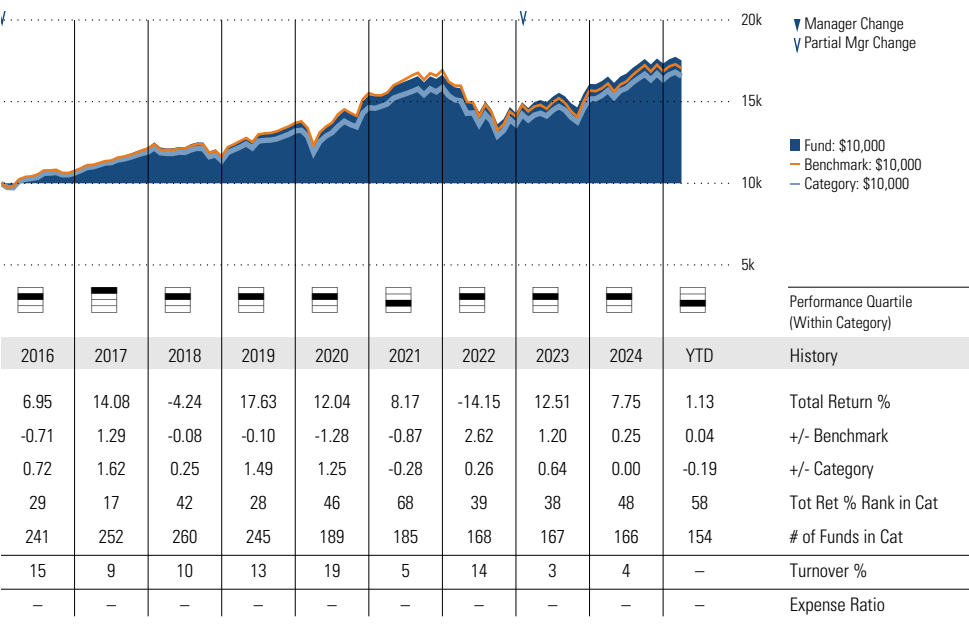
Morningstar Investment Management LLC Analysis

This fund passes all of Morningstar Investment Management's quantitative screens. Morningstar Investment Management has also assessed the fund from a qualitative perspective and, as a fiduciary, is comfortable recommending the fund's use in retirement plans.

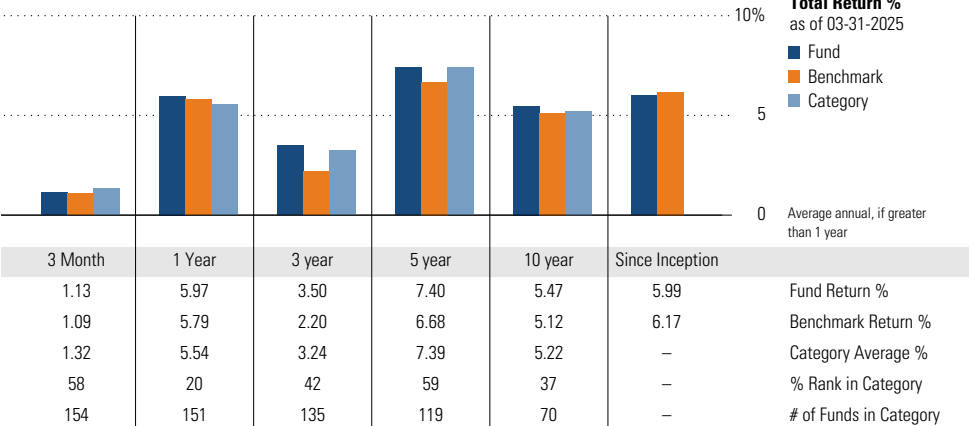
ESG Metrics

Metric	Rating	Updated
Sustainability Rating	4	02-28-2025
ESG Commitment	1-Low	02-15-2022

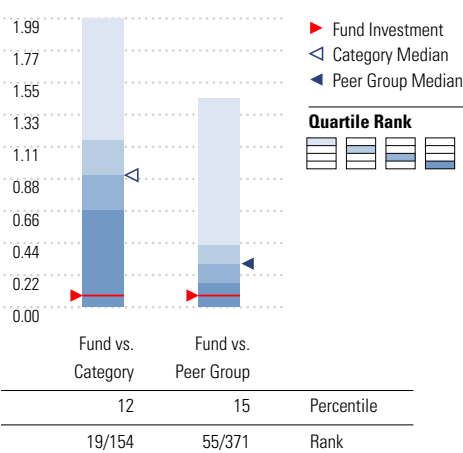
Growth of \$10,000



Trailing Performance



Net Expense



Peer group is a subset of the category and includes funds with the same management style (active vs. passive) and similar share class characteristics.

3-Year Risk Metrics

	Fund	Bmark	Cat
Alpha	1.50	—	1.19
Beta	0.86	—	0.90
R-Squared	99.15	—	98.73
Standard Deviation	10.09	11.70	10.61
Sharpe Ratio	-0.06	-0.14	-0.07
Tracking Error	1.90	—	1.75
Information Ratio	0.69	—	0.63
Up Capture Ratio	90.64	—	94.34
Down Capture Ratio	81.69	—	87.33

Portfolio Metrics

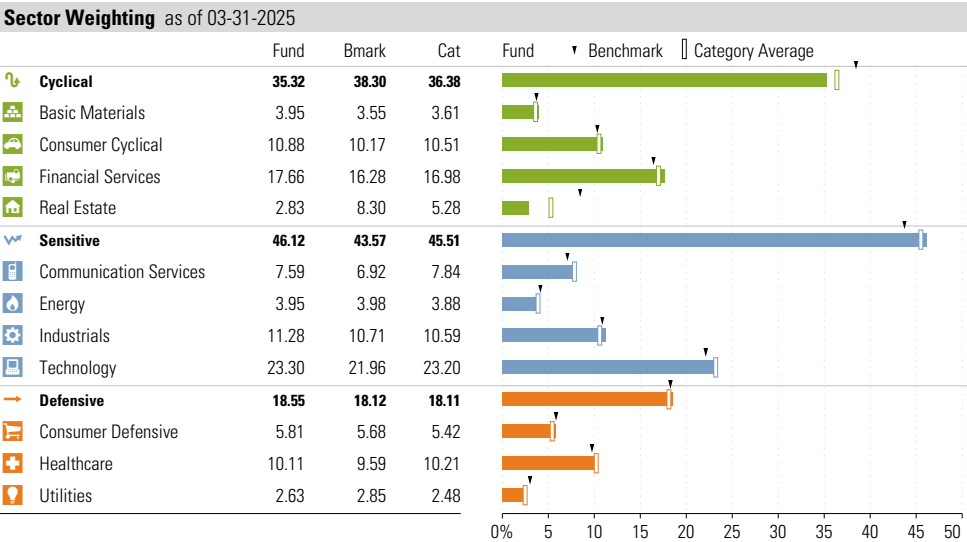
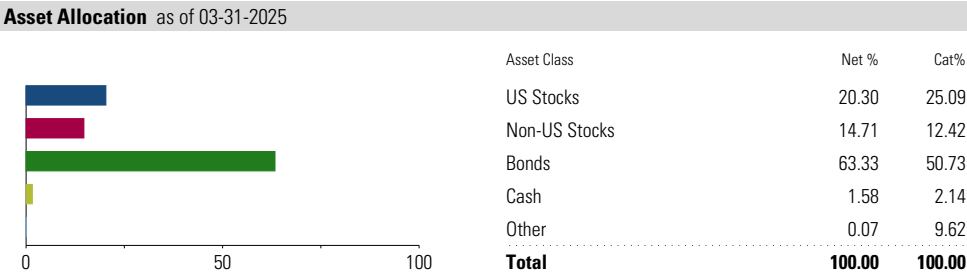
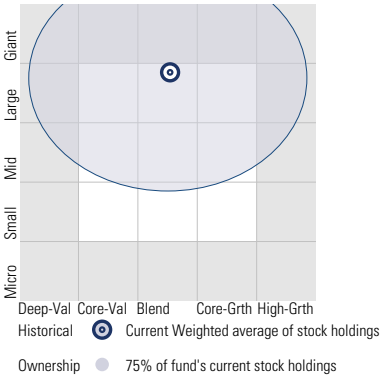
	Fund	Bmark	Cat
Price/Earnings Ratio	19.50	20.56	20.56
Price/Book Ratio	2.55	2.72	2.84
Avg Eff Duration	5.44	—	4.95

Vanguard Target Retirement 2020 Fund VTWNX

Morningstar Category
Target-Date 2020

Morningstar Index
Morningstar Lifetime Mod 2020 TR USD

Style Analysis as of 03-31-2025
Morningstar Style Box™



Top 7 Holdings as of 03-31-2025						
Name	Maturity Date	% Net Asset	Cumulative %	YTD Return %	Morningstar Sector	
⊖ Vanguard Total Bond Market II Idx Inv	—	35.08	35.08	—	—	
⊖ Vanguard Total Stock Mkt Idx Instl Pls	—	20.42	55.49	—	—	
⊖ Vanguard Total Intl Stock Index Inv	—	15.05	70.54	—	—	
⊖ Vanguard Total Intl Bd II Idx Instl	—	14.74	85.28	—	—	
⊖ Vanguard Shrt-Term Infl-Prot Sec Idx Adm	—	14.14	99.42	—	—	
⊖ Mktliq 12/31/2049	—	0.61	100.02	—	—	
⊕ Us Dollar	—	0.02	100.05	—	—	

Total Holdings 7

⊕ Increase ⊖ Decrease ✖ New to Portfolio

Vanguard Target Retirement 2025 Fund VTTVX

Morningstar Category
Target-Date 2025

Morningstar Index
Morningstar Lifetime Mod 2025 TR USD

Portfolio Manager(s)

Walter Nejman since 02-2013
Aur lie Denis since 02-2023
Michael Roach since 02-2023
Roger Aliaga-Diaz since 02-2023

Quantitative Screens

✔ *Performance:* The fund has finished in the Target-Date 2025 category's top three quartiles in 10 of the 10 years it's been in existence.

✔ *Management:* The fund's management has been in place for 12.11 years.

✔ *Style:* The fund has landed in its primary style box — Large Blend — 100 % of the time over the past three years.

✔ *Net Expense:* The fund's expense ratio of 0.08 is 86.21% lower than the Target-Date 2025 category average.

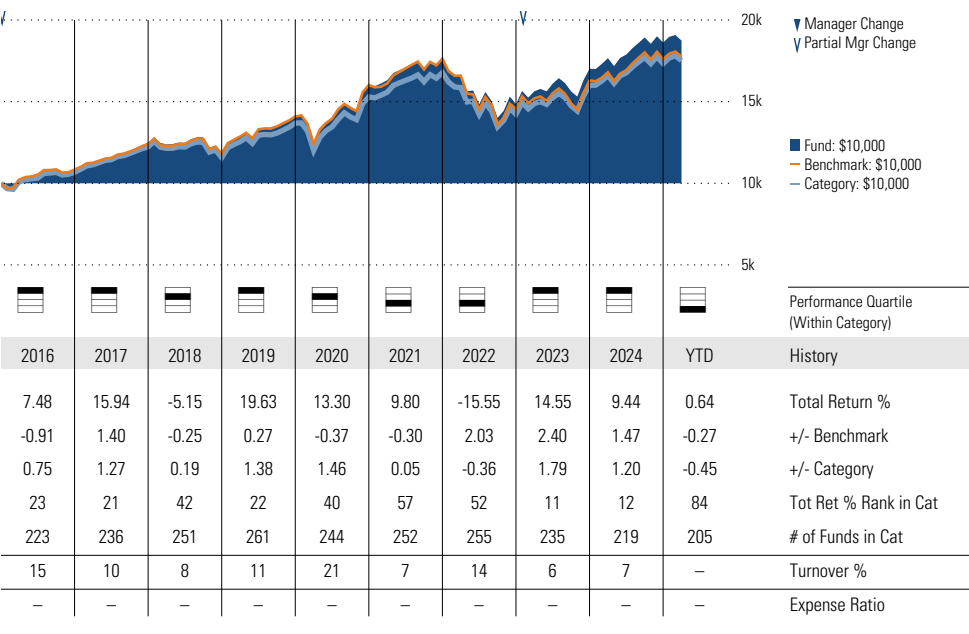
Morningstar Investment Management LLC Analysis

This fund passes all of Morningstar Investment Management's quantitative screens. Morningstar Investment Management has also assessed the fund from a qualitative perspective and, as a fiduciary, is comfortable recommending the fund's use in retirement plans.

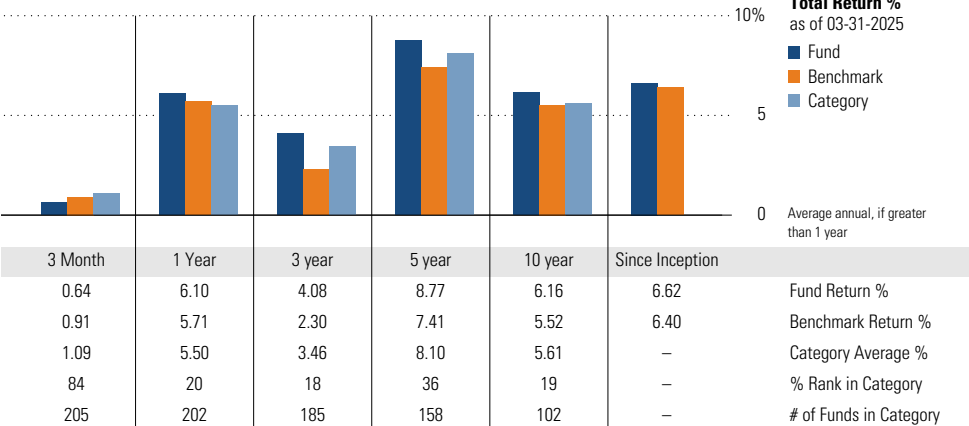
ESG Metrics

Metric	Rating	Updated
Sustainability Rating	3	02-28-2025
Carbon Risk Score	Low Risk	12-31-2022
ESG Commitment	1-Low	02-15-2022

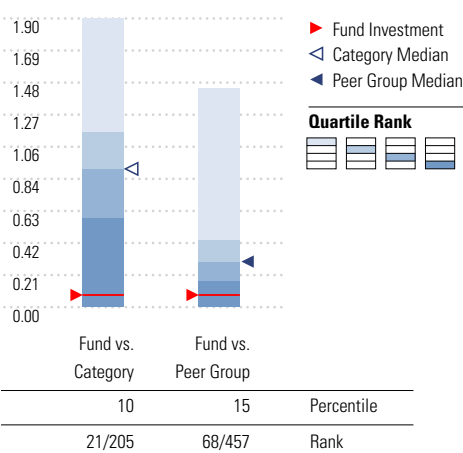
Growth of \$10,000



Trailing Performance



Net Expense



Peer group is a subset of the category and includes funds with the same management style (active vs. passive) and similar share class characteristics.

3-Year Risk Metrics

	Fund	Bmark	Cat
Alpha	1.86	—	1.36
Beta	0.92	—	0.87
R-Squared	99.12	—	98.24
Standard Deviation	11.63	12.58	11.04
Sharpe Ratio	0.01	-0.12	-0.05
Tracking Error	1.48	—	2.19
Information Ratio	1.21	—	0.64
Up Capture Ratio	97.82	—	91.52
Down Capture Ratio	87.58	—	84.02

Portfolio Metrics

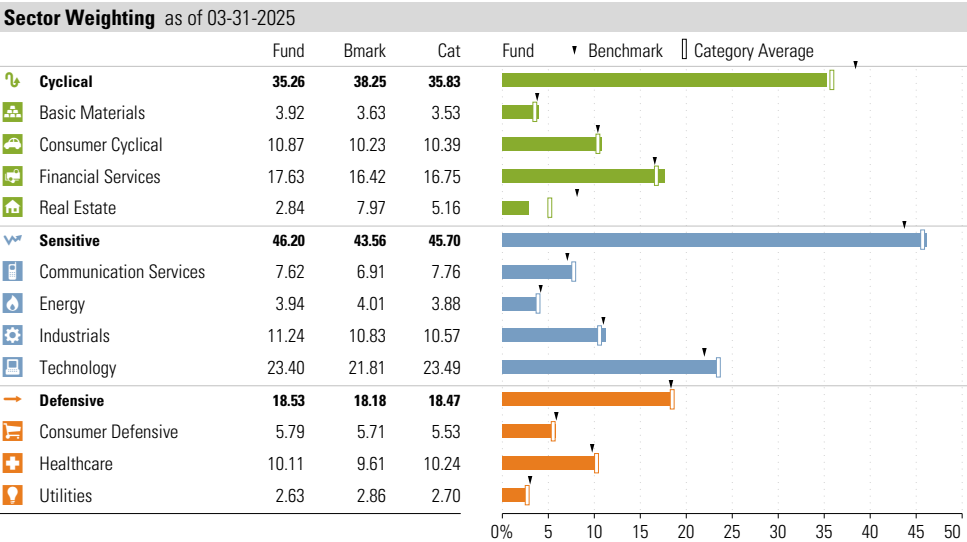
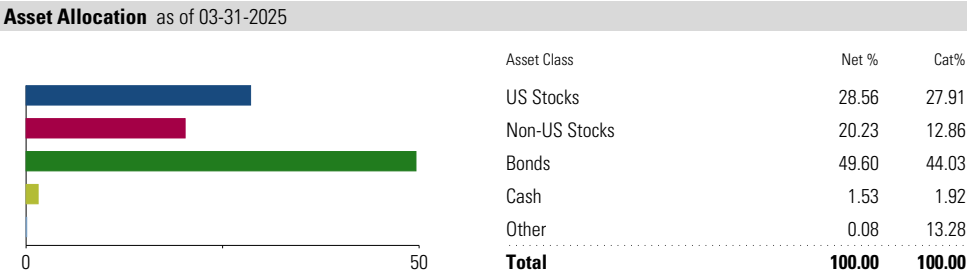
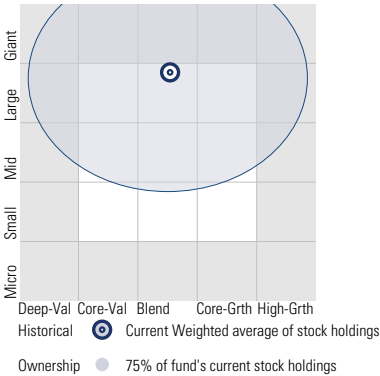
	Fund	Bmark	Cat
Price/Earnings Ratio	19.55	20.39	20.68
Price/Book Ratio	2.56	2.68	2.85
Avg Eff Duration	5.73	—	4.85

Vanguard Target Retirement 2025 Fund VTTVX

Morningstar Category
Target-Date 2025

Morningstar Index
Morningstar Lifetime Mod 2025 TR USD

Style Analysis as of 03-31-2025
Morningstar Style Box™



Top 7 Holdings as of 03-31-2025						
Name	Maturity Date	% Net Asset	Cumulative %	YTD Return %	Morningstar Sector	
⊖ Vanguard Total Bond Market II Idx Inv	—	29.89	29.89	—	—	
⊖ Vanguard Total Stock Mkt Idx Instl Pls	—	28.72	58.61	—	—	
⊖ Vanguard Total Intl Stock Index Inv	—	20.70	79.31	—	—	
⊖ Vanguard Total Intl Bd II Idx Instl	—	12.84	92.15	—	—	
⊖ Vanguard Shrt-Term Infl-Prot Sec Idx Adm	—	7.23	99.38	—	—	
⊕ Mktliq 12/31/2049	—	0.61	99.99	—	—	
⊕ Us Dollar	—	0.01	100.00	—	—	

Total Holdings 7

⊕ Increase ⊖ Decrease ✱ New to Portfolio

Vanguard Target Retirement 2030 Fund VTHRX

Morningstar Category
Target-Date 2030

Morningstar Index
Morningstar Lifetime Mod 2030 TR USD

Portfolio Manager(s)

Walter Nejman since 02-2013
Aur lie Denis since 02-2023
Michael Roach since 02-2023
Roger Aliaga-Diaz since 02-2023

Quantitative Screens

- Performance: The fund has finished in the Target-Date 2030 category's top three quartiles in 10 of the 10 years it's been in existence.
- Management: The fund's management has been in place for 12.11 years.
- Style: The fund has landed in its primary style box — Large Blend — 100 % of the time over the past three years.
- Net Expense: The fund's expense ratio of 0.08 is 85.96% lower than the Target-Date 2030 category average.

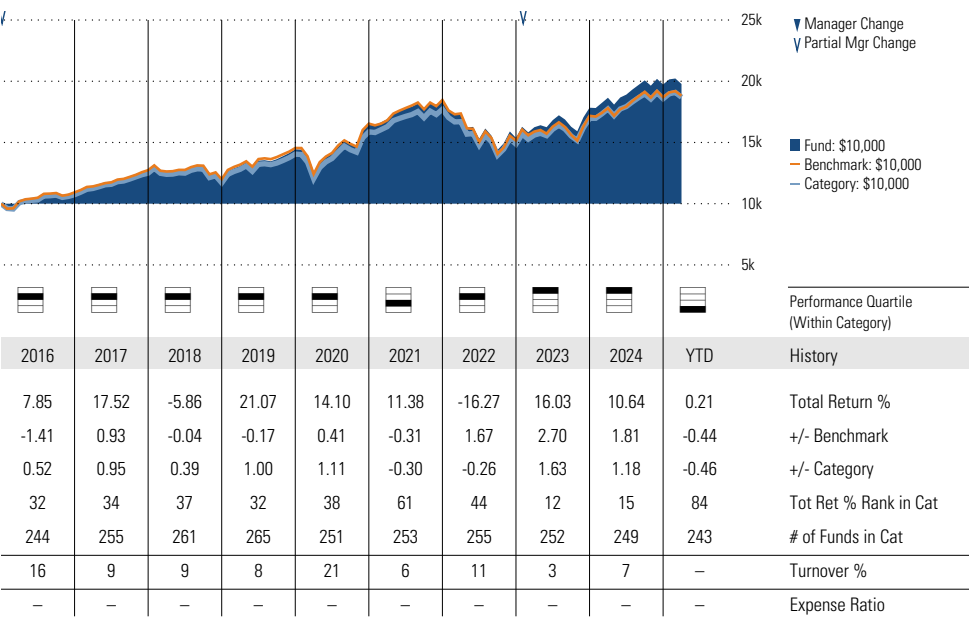
Morningstar Investment Management LLC Analysis

This fund passes all of Morningstar Investment Management's quantitative screens. Morningstar Investment Management has also assessed the fund from a qualitative perspective and, as a fiduciary, is comfortable recommending the fund's use in retirement plans.

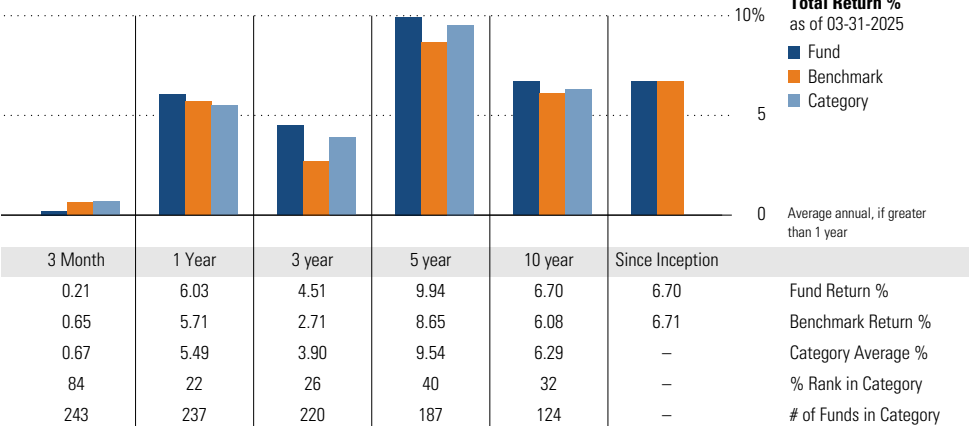
ESG Metrics

Metric	Rating	Updated
Sustainability Rating	3	02-28-2025
Carbon Risk Score	Low Risk	12-31-2022
ESG Commitment	1-Low	02-15-2022

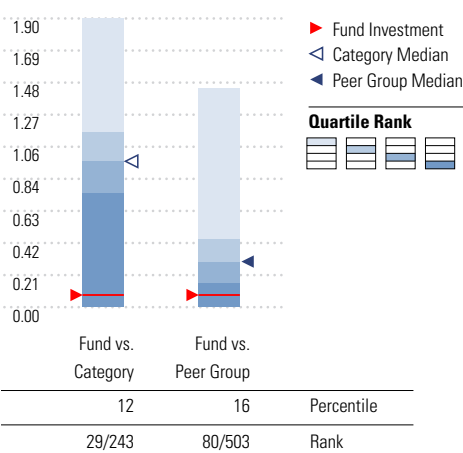
Growth of \$10,000



Trailing Performance



Net Expense



Peer group is a subset of the category and includes funds with the same management style (active vs. passive) and similar share class characteristics.

3-Year Risk Metrics

	Fund	Bmark	Cat
Alpha	1.86	—	1.37
Beta	0.94	—	0.91
R-Squared	99.13	—	98.51
Standard Deviation	12.69	13.46	12.29
Sharpe Ratio	0.05	-0.07	0.01
Tracking Error	1.44	—	1.96
Information Ratio	1.25	—	0.72
Up Capture Ratio	99.36	—	94.69
Down Capture Ratio	89.84	—	87.70

Portfolio Metrics

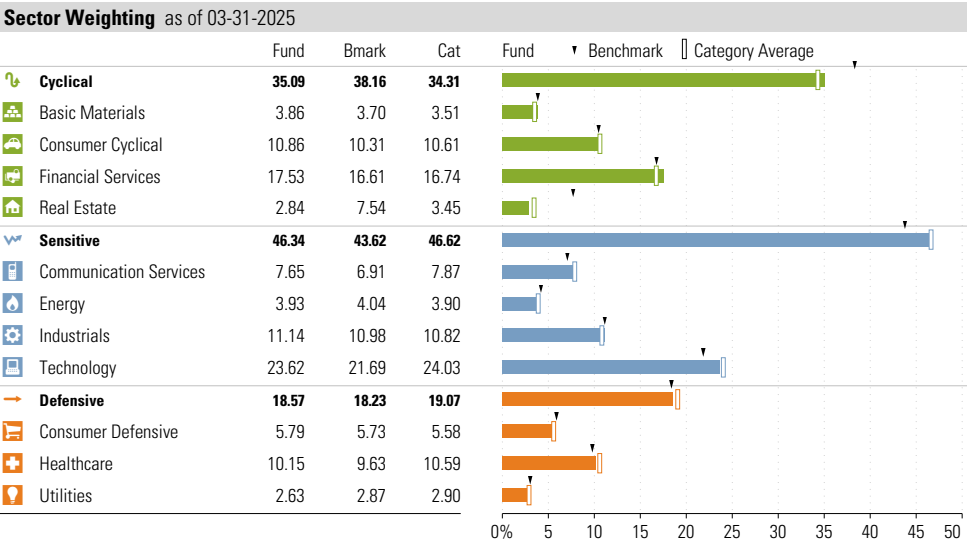
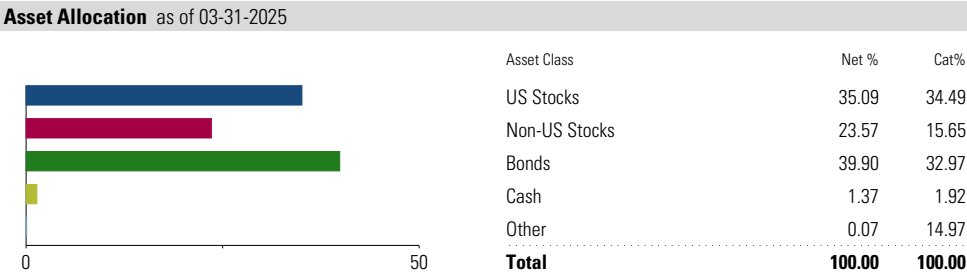
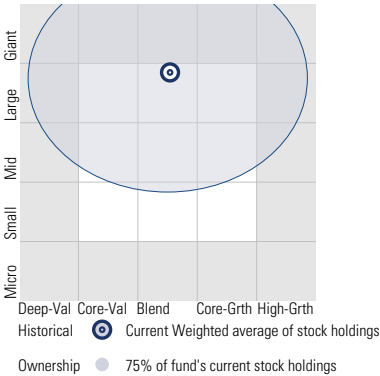
	Fund	Bmark	Cat
Price/Earnings Ratio	19.67	20.21	20.78
Price/Book Ratio	2.59	2.65	2.95
Avg Eff Duration	6.26	—	5.58

Vanguard Target Retirement 2030 Fund VTHRX

Morningstar Category
Target-Date 2030

Morningstar Index
Morningstar Lifetime Mod 2030 TR USD

Style Analysis as of 03-31-2025
Morningstar Style Box™



Top 6 Holdings as of 03-31-2025						
Name	Maturity Date	% Net Asset	Cumulative %	YTD Return %	Morningstar Sector	
⊕ Vanguard Total Stock Mkt Idx Instl Pls	—	35.31	35.31	—	—	
⊕ Vanguard Total Bond Market II Idx Inv	—	28.16	63.46	—	—	
⊖ Vanguard Total Intl Stock Index Inv	—	24.10	87.56	—	—	
⊖ Vanguard Total Intl Bd II Idx Instl	—	11.82	99.38	—	—	
⊕ Mktliq 12/31/2049	—	0.61	99.98	—	—	
⊕ Us Dollar	—	0.02	100.00	—	—	

Total Holdings 6

⊕ Increase ⊖ Decrease ✱ New to Portfolio

Vanguard Target Retirement 2035 Fund VTTHX

Morningstar Category
Target-Date 2035

Morningstar Index
Morningstar Lifetime Mod 2035 TR USD

Portfolio Manager(s)

Walter Nejman since 02-2013
Aur lie Denis since 02-2023
Michael Roach since 02-2023
Roger Aliaga-Diaz since 02-2023

Quantitative Screens

- Performance:** The fund has finished in the Target-Date 2035 category's top three quartiles in 9 of the 10 years it's been in existence.
- Management:** The fund's management has been in place for 12.11 years.
- Style:** The fund has landed in its primary style box — Large Blend — 96.97 % of the time over the past three years.
- Net Expense:** The fund's expense ratio of 0.08 is 85.96% lower than the Target-Date 2035 category average.

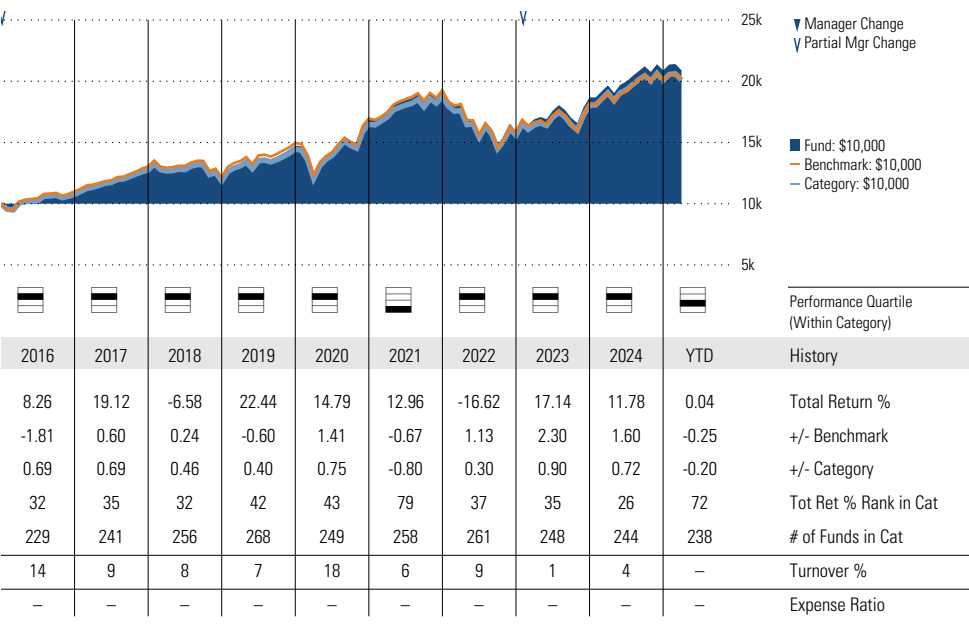
Morningstar Investment Management LLC Analysis

This fund passes all of Morningstar Investment Management's quantitative screens. Morningstar Investment Management has also assessed the fund from a qualitative perspective and, as a fiduciary, is comfortable recommending the fund's use in retirement plans.

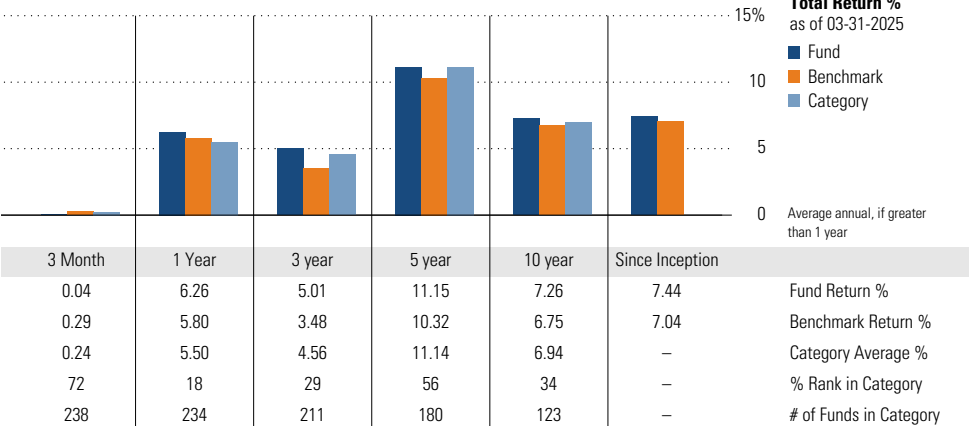
ESG Metrics

Metric	Rating	Updated
Sustainability Rating	3	02-28-2025
Carbon Risk Score	Low Risk	12-31-2022
ESG Commitment	1-Low	02-15-2022

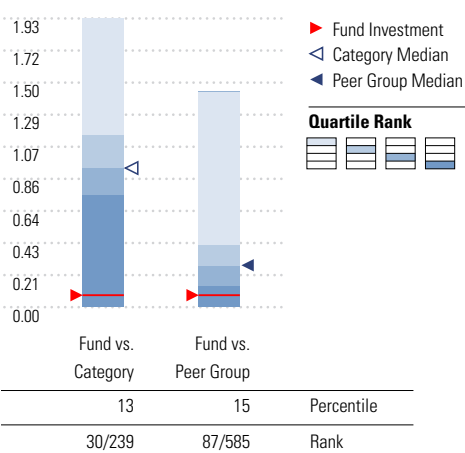
Growth of \$10,000



Trailing Performance



Net Expense



Peer group is a subset of the category and includes funds with the same management style (active vs. passive) and similar share class characteristics.

3-Year Risk Metrics

	Fund	Bmark	Cat
Alpha	1.64	—	1.25
Beta	0.93	—	0.94
R-Squared	99.17	—	98.42
Standard Deviation	13.46	14.34	13.57
Sharpe Ratio	0.09	-0.01	0.07
Tracking Error	1.54	—	1.87
Information Ratio	0.99	—	0.66
Up Capture Ratio	97.70	—	97.18
Down Capture Ratio	89.84	—	91.23

Portfolio Metrics

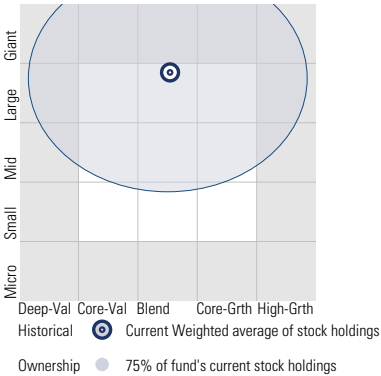
	Fund	Bmark	Cat
Price/Earnings Ratio	19.64	20.02	20.73
Price/Book Ratio	2.59	2.61	2.93
Avg Eff Duration	6.26	—	6.34

Vanguard Target Retirement 2035 Fund VTTHX

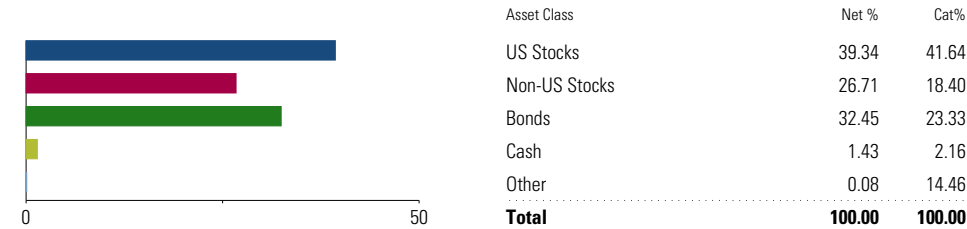
Morningstar Category
Target-Date 2035

Morningstar Index
Morningstar Lifetime Mod 2035 TR USD

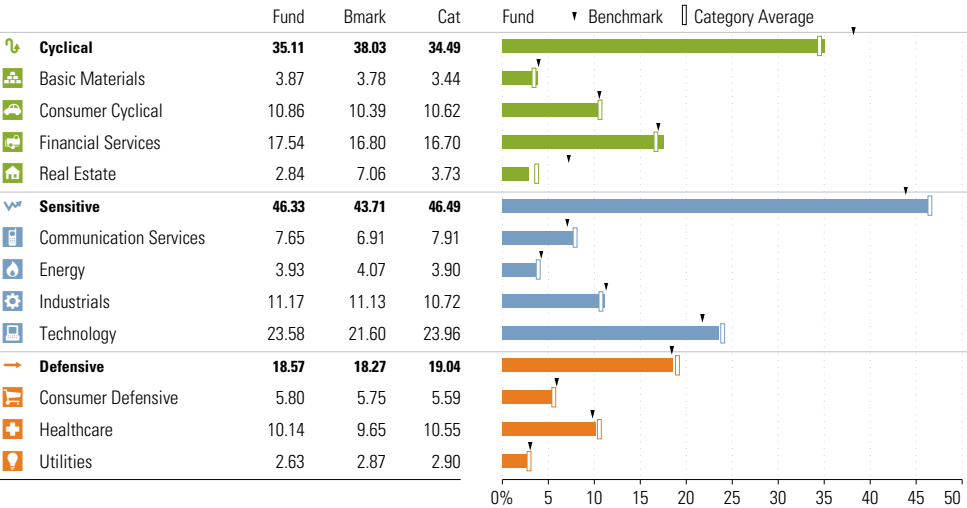
Style Analysis as of 03-31-2025
Morningstar Style Box™



Asset Allocation as of 03-31-2025



Sector Weighting as of 03-31-2025



Top 6 Holdings as of 03-31-2025

Name	Maturity Date	% Net Asset	Cumulative %	YTD Return %	Morningstar Sector
⊕ Vanguard Total Stock Mkt Idx Instl Pls	—	39.58	39.58	—	—
⊖ Vanguard Total Intl Stock Index Inv	—	27.30	66.88	—	—
⊕ Vanguard Total Bond Market II Idx Inv	—	22.93	89.81	—	—
⊕ Vanguard Total Intl Bd II Idx Instl	—	9.58	99.39	—	—
⊕ Mktliq 12/31/2049	—	0.60	100.00	—	—
⊕ Us Dollar	—	0.00	100.00	—	—

Total Holdings 6

⊕ Increase ⊖ Decrease ✨ New to Portfolio

Vanguard Target Retirement 2040 Fund VFORX

Morningstar Category
Target-Date 2040

Morningstar Index
Morningstar Lifetime Mod 2040 TR USD

Portfolio Manager(s)

Walter Nejman since 02-2013
Aur lie Denis since 02-2023
Michael Roach since 02-2023
Roger Aliaga-Diaz since 02-2023

Quantitative Screens

- Performance: The fund has finished in the Target-Date 2040 category's top three quartiles in 9 of the 10 years it's been in existence.
- Management: The fund's management has been in place for 12.11 years.
- Style: The fund has landed in its primary style box — Large Blend — 96.97 % of the time over the past three years.
- Net Expense: The fund's expense ratio of 0.08 is 86.21% lower than the Target-Date 2040 category average.

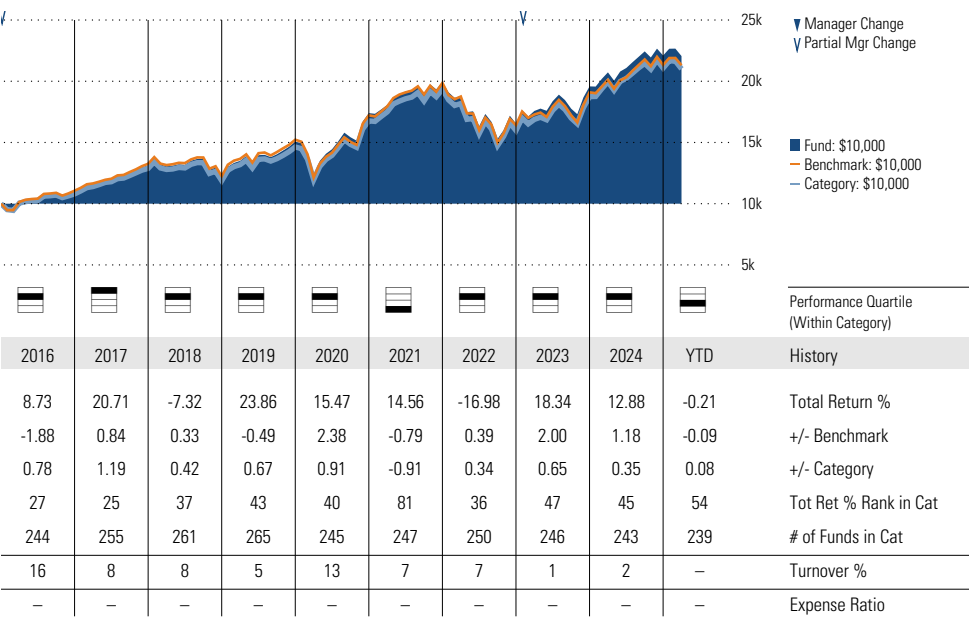
Morningstar Investment Management LLC Analysis

This fund passes all of Morningstar Investment Management's quantitative screens. Morningstar Investment Management has also assessed the fund from a qualitative perspective and, as a fiduciary, is comfortable recommending the fund's use in retirement plans.

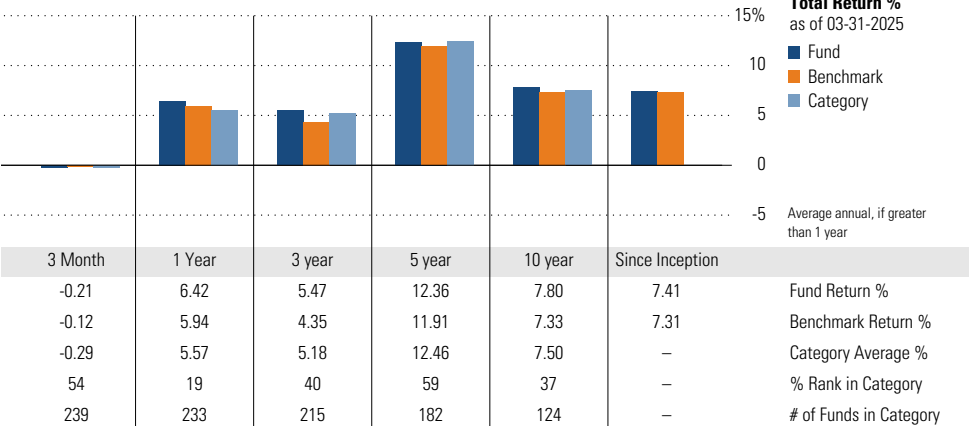
ESG Metrics

Metric	Rating	Updated
Sustainability Rating	3	02-28-2025
Carbon Risk Score	Low Risk	12-31-2022
ESG Commitment	1-Low	02-15-2022

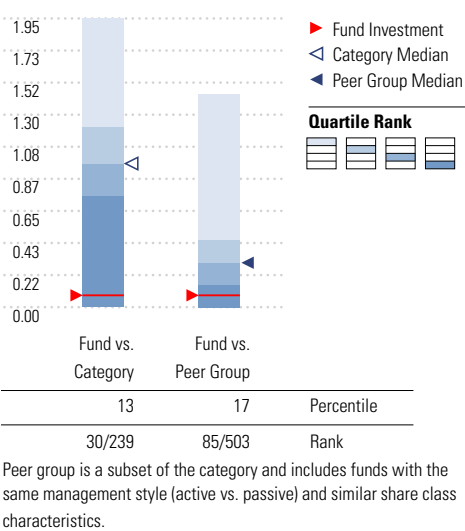
Growth of \$10,000



Trailing Performance



Net Expense



3-Year Risk Metrics

	Fund	Bmark	Cat
Alpha	1.28	—	0.98
Beta	0.94	—	0.96
R-Squared	99.14	—	98.40
Standard Deviation	14.23	15.13	14.61
Sharpe Ratio	0.13	0.06	0.11
Tracking Error	1.63	—	1.97
Information Ratio	0.68	—	0.48
Up Capture Ratio	96.71	—	98.04
Down Capture Ratio	90.86	—	93.61

Portfolio Metrics

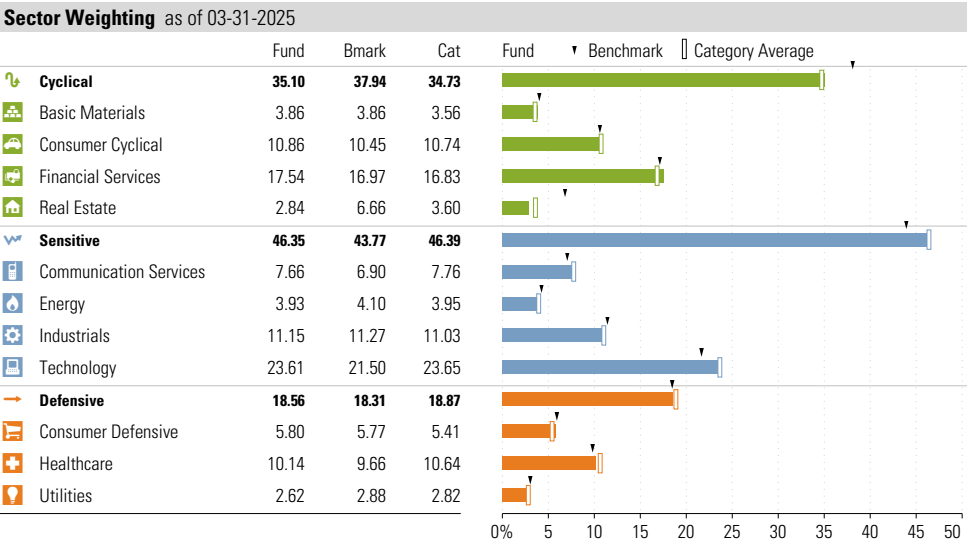
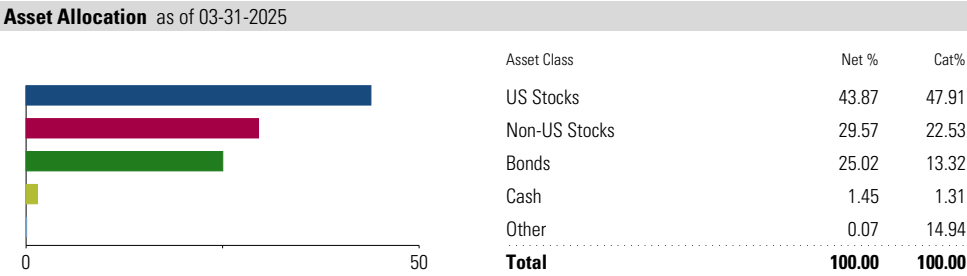
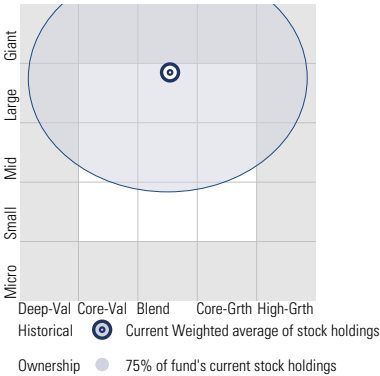
	Fund	Bmark	Cat
Price/Earnings Ratio	19.66	19.85	20.58
Price/Book Ratio	2.59	2.58	2.89
Avg Eff Duration	6.26	—	7.02

Vanguard Target Retirement 2040 Fund VFORX

Morningstar Category
Target-Date 2040

Morningstar Index
Morningstar Lifetime Mod 2040 TR USD

Style Analysis as of 03-31-2025
Morningstar Style Box™



Top 6 Holdings as of 03-31-2025						
Name	Maturity Date	% Net Asset	Cumulative %	YTD Return %	Morningstar Sector	
⊕ Vanguard Total Stock Mkt Idx Instl Pls	—	44.14	44.14	—	—	
⊕ Vanguard Total Intl Stock Index Inv	—	30.23	74.37	—	—	
⊕ Vanguard Total Bond Market II Idx Inv	—	17.65	92.02	—	—	
⊕ Vanguard Total Intl Bd II Idx Instl	—	7.43	99.45	—	—	
⊖ Mktliq 12/31/2049	—	0.55	100.00	—	—	
⊖ Us Dollar	—	0.00	100.00	—	—	

Total Holdings 6

⊕ Increase ⊖ Decrease ✨ New to Portfolio

Vanguard Target Retirement 2045 Fund VTIVX

Morningstar Category
Target-Date 2045

Morningstar Index
Morningstar Lifetime Mod 2045 TR USD

Portfolio Manager(s)

Walter Nejman since 02-2013
Aur lie Denis since 02-2023
Michael Roach since 02-2023
Roger Aliaga-Diaz since 02-2023

Quantitative Screens

- Performance: The fund has finished in the Target-Date 2045 category's top three quartiles in 10 of the 10 years it's been in existence.
- Management: The fund's management has been in place for 12.11 years.
- Style: The fund has landed in its primary style box — Large Blend — 96.97 % of the time over the past three years.
- Net Expense: The fund's expense ratio of 0.08 is 86.21% lower than the Target-Date 2045 category average.

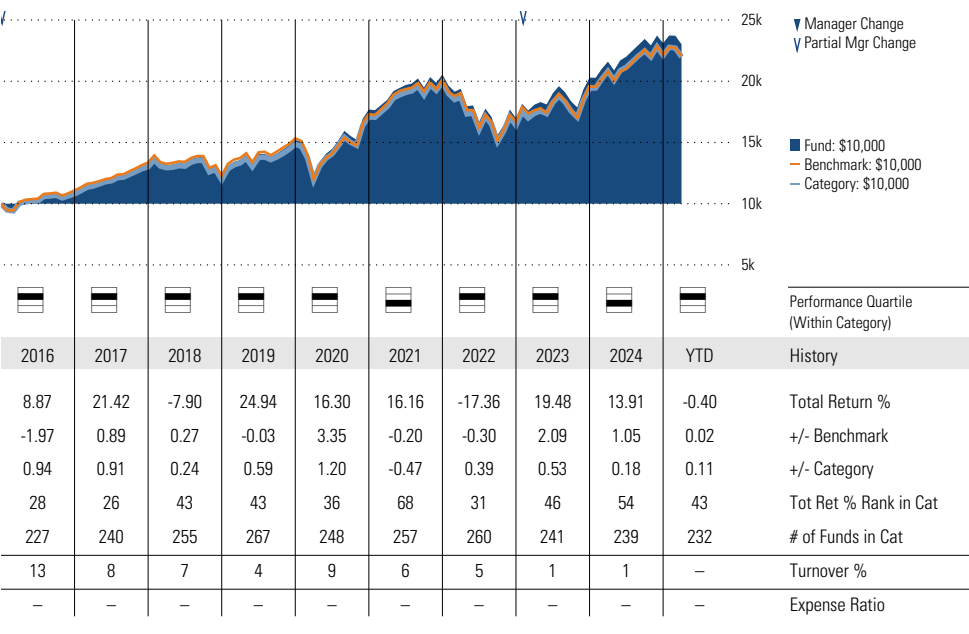
Morningstar Investment Management LLC Analysis

This fund passes all of Morningstar Investment Management's quantitative screens. Morningstar Investment Management has also assessed the fund from a qualitative perspective and, as a fiduciary, is comfortable recommending the fund's use in retirement plans.

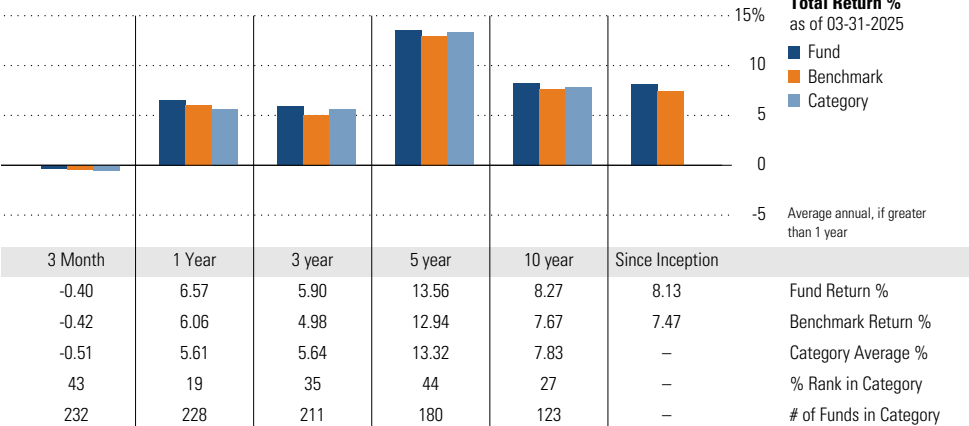
ESG Metrics

Metric	Rating	Updated
Sustainability Rating	3	02-28-2025
Carbon Risk Score	Low Risk	12-31-2022
ESG Commitment	1-Low	02-15-2022

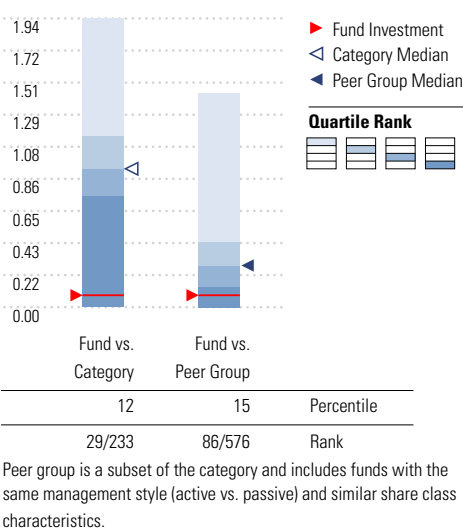
Growth of \$10,000



Trailing Performance



Net Expense



3-Year Risk Metrics

	Fund	Bmark	Cat
Alpha	1.06	—	0.74
Beta	0.95	—	0.97
R-Squared	99.07	—	98.40
Standard Deviation	15.03	15.71	15.36
Sharpe Ratio	0.16	0.10	0.14
Tracking Error	1.63	—	1.98
Information Ratio	0.56	—	0.33
Up Capture Ratio	97.46	—	98.82
Down Capture Ratio	92.79	—	95.69

Portfolio Metrics

	Fund	Bmark	Cat
Price/Earnings Ratio	19.63	19.69	20.28
Price/Book Ratio	2.58	2.55	2.80
Avg Eff Duration	6.26	—	7.71

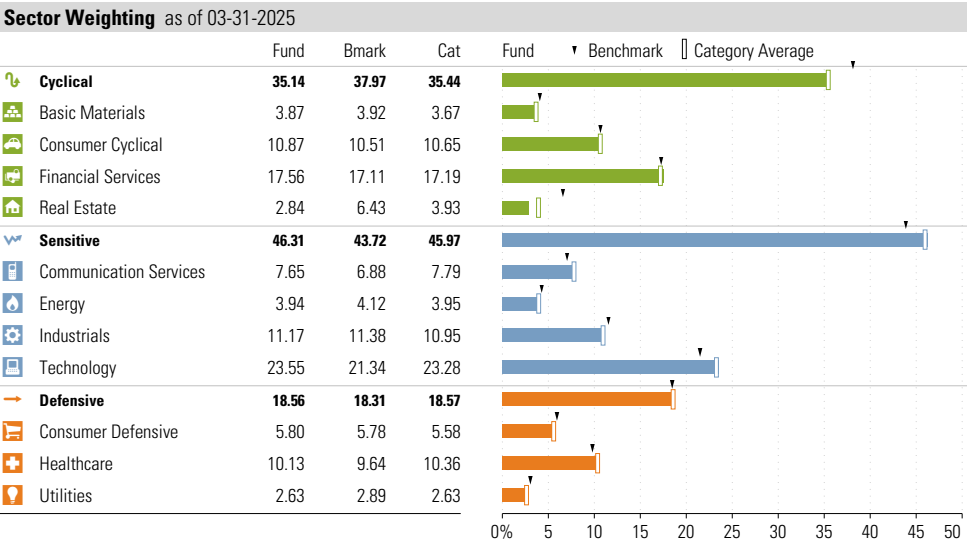
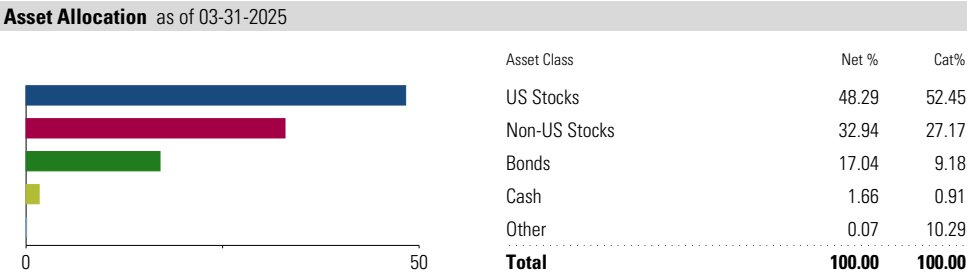
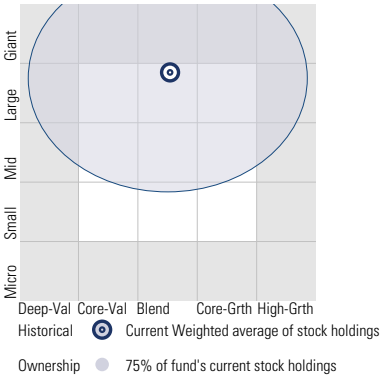
Vanguard Target Retirement 2045 Fund VTIVX

Morningstar Category
Target-Date 2045

Morningstar Index
Morningstar Lifetime Mod 2045 TR USD

Style Analysis as of 03-31-2025

Morningstar Style Box™



Top 6 Holdings as of 03-31-2025

Name	Maturity Date	% Net Asset	Cumulative %	YTD Return %	Morningstar Sector
⊕ Vanguard Total Stock Mkt Idx Instl Pls	—	48.58	48.58	—	—
⊕ Vanguard Total Intl Stock Index Inv	—	33.68	82.26	—	—
⊕ Vanguard Total Bond Market II Idx Inv	—	11.99	94.25	—	—
⊕ Vanguard Total Intl Bd II Idx Instl	—	5.08	99.33	—	—
⊖ Mktliq 12/31/2049	—	0.67	100.00	—	—
⊖ Us Dollar	—	0.00	100.00	—	—

Total Holdings 6

⊕ Increase ⊖ Decrease ✨ New to Portfolio

Vanguard Target Retirement 2050 Fund VFIFX

Morningstar Category
Target-Date 2050

Morningstar Index
Morningstar Lifetime Mod 2050 TR USD

Portfolio Manager(s)

Walter Nejman since 02-2013
Aur lie Denis since 02-2023
Michael Roach since 02-2023
Roger Aliaga-Diaz since 02-2023

Quantitative Screens

- Performance:** The fund has finished in the Target-Date 2050 category's top three quartiles in 10 of the 10 years it's been in existence.
- Management:** The fund's management has been in place for 12.11 years.
- Style:** The fund has landed in its primary style box — Large Blend — 100 % of the time over the past three years.
- Net Expense:** The fund's expense ratio of 0.08 is 86.44% lower than the Target-Date 2050 category average.

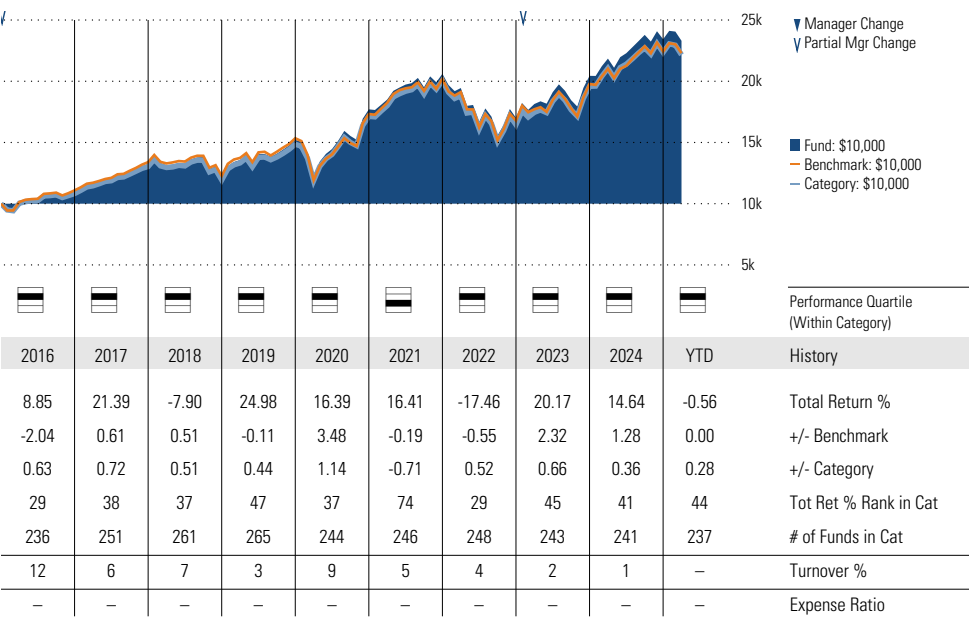
Morningstar Investment Management LLC Analysis

This fund passes all of Morningstar Investment Management's quantitative screens. Morningstar Investment Management has also assessed the fund from a qualitative perspective and, as a fiduciary, is comfortable recommending the fund's use in retirement plans.

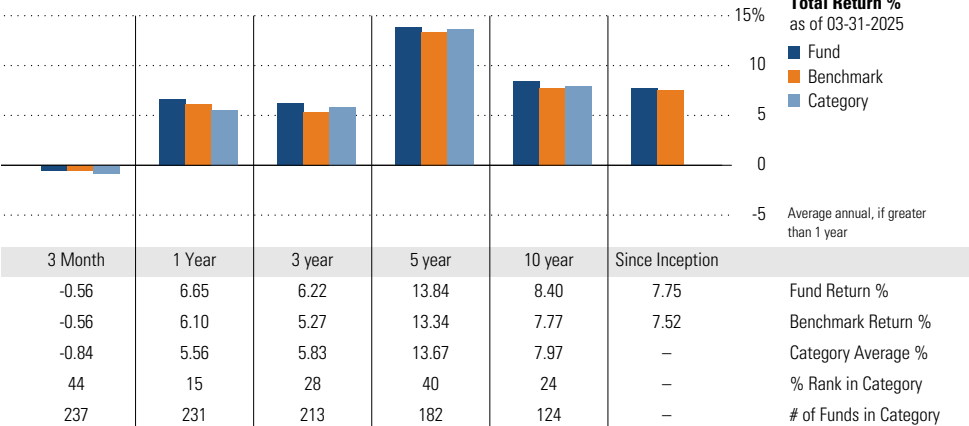
ESG Metrics

Metric	Rating	Updated
Sustainability Rating	3	02-28-2025
Carbon Risk Score	Low Risk	12-31-2022
ESG Commitment	1-Low	02-15-2022

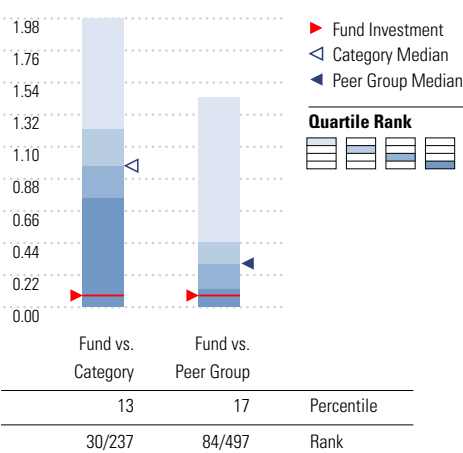
Growth of \$10,000



Trailing Performance



Net Expense



3-Year Risk Metrics

	Fund	Bmark	Cat
Alpha	1.06	—	0.63
Beta	0.96	—	0.98
R-Squared	99.04	—	98.33
Standard Deviation	15.46	15.98	15.78
Sharpe Ratio	0.18	0.12	0.15
Tracking Error	1.63	—	2.03
Information Ratio	0.58	—	0.28
Up Capture Ratio	98.66	—	99.52
Down Capture Ratio	94.14	—	96.93

Portfolio Metrics

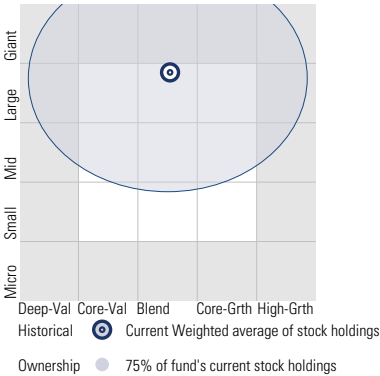
	Fund	Bmark	Cat
Price/Earnings Ratio	19.61	19.55	20.23
Price/Book Ratio	2.58	2.52	2.79
Avg Eff Duration	6.27	—	8.79

Vanguard Target Retirement 2050 Fund VFIFX

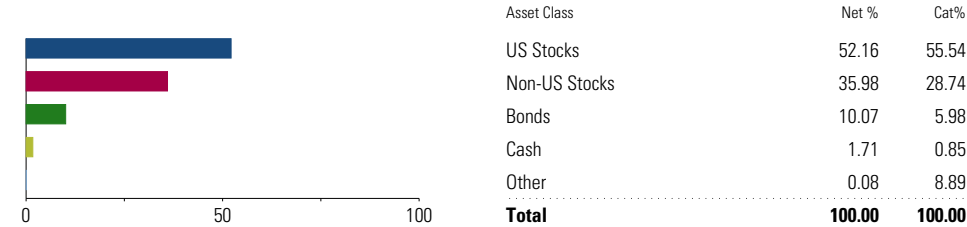
Morningstar Category
Target-Date 2050

Morningstar Index
Morningstar Lifetime Mod 2050 TR USD

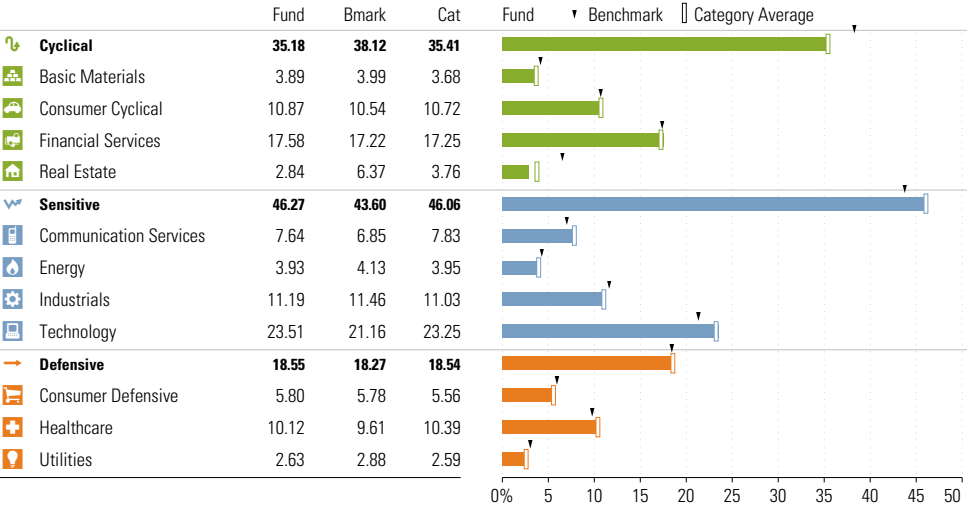
Style Analysis as of 03-31-2025
Morningstar Style Box™



Asset Allocation as of 03-31-2025



Sector Weighting as of 03-31-2025



Top 6 Holdings as of 03-31-2025

Name	Maturity Date	% Net Asset	Cumulative %	YTD Return %	Morningstar Sector
⊕ Vanguard Total Stock Mkt Idx Instl Pls	—	52.48	52.48	—	—
⊕ Vanguard Total Intl Stock Index Inv	—	36.79	89.27	—	—
⊕ Vanguard Total Bond Market II Idx Inv	—	7.03	96.29	—	—
⊕ Vanguard Total Intl Bd II Idx Instl	—	3.06	99.36	—	—
⊕ Mktliq 12/31/2049	—	0.62	99.98	—	—
⊕ Us Dollar	—	0.02	100.00	—	—

Total Holdings 6

⊕ Increase ⊖ Decrease ✨ New to Portfolio

Vanguard Target Retirement 2055 Fund VFFVX

Morningstar Category
Target-Date 2055

Morningstar Index
Morningstar Lifetime Mod 2055 TR USD

Portfolio Manager(s)

Walter Nejman since 02-2013
Aur lie Denis since 02-2023
Michael Roach since 02-2023
Roger Aliaga-Diaz since 02-2023

Quantitative Screens

- Performance:** The fund has finished in the Target-Date 2055 category's top three quartiles in 9 of the 10 years it's been in existence.
- Management:** The fund's management has been in place for 12.11 years.
- Style:** The fund has landed in its primary style box — Large Blend — 100 % of the time over the past three years.
- Net Expense:** The fund's expense ratio of 0.08 is 86.44% lower than the Target-Date 2055 category average.

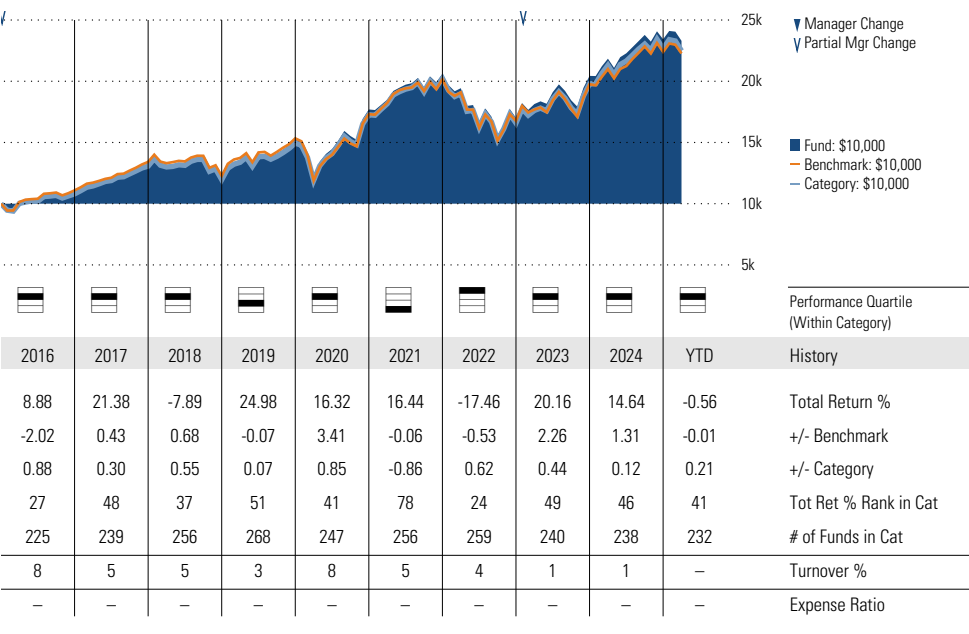
Morningstar Investment Management LLC Analysis

This fund passes all of Morningstar Investment Management's quantitative screens. Morningstar Investment Management has also assessed the fund from a qualitative perspective and, as a fiduciary, is comfortable recommending the fund's use in retirement plans.

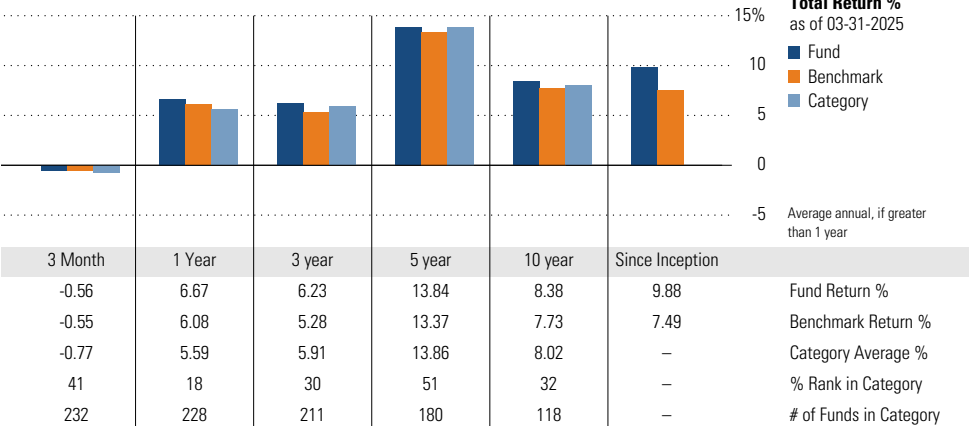
ESG Metrics

Metric	Rating	Updated
Sustainability Rating	3	02-28-2025
Carbon Risk Score	Low Risk	12-31-2022
ESG Commitment	1-Low	02-15-2022

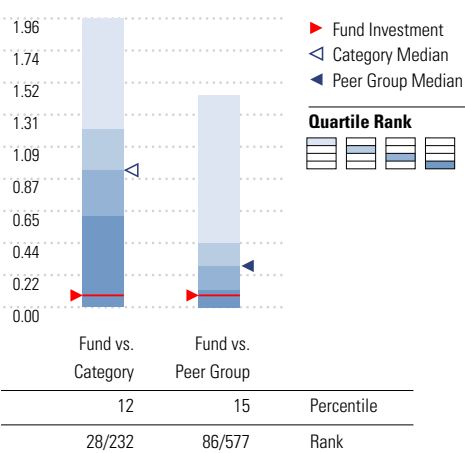
Growth of \$10,000



Trailing Performance



Net Expense



Peer group is a subset of the category and includes funds with the same management style (active vs. passive) and similar share class characteristics.

3-Year Risk Metrics

	Fund	Bmark	Cat
Alpha	1.09	—	0.72
Beta	0.96	—	0.98
R-Squared	99.01	—	98.29
Standard Deviation	15.47	16.05	15.93
Sharpe Ratio	0.18	0.12	0.16
Tracking Error	1.68	—	2.08
Information Ratio	0.57	—	0.31
Up Capture Ratio	98.27	—	100.20
Down Capture Ratio	93.64	—	97.28

Portfolio Metrics

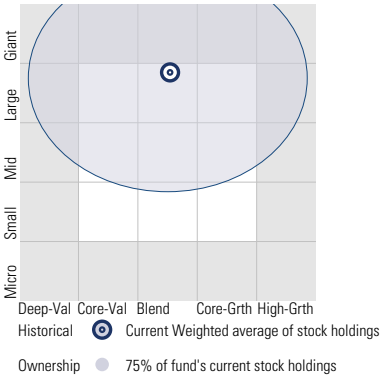
	Fund	Bmark	Cat
Price/Earnings Ratio	19.61	19.43	20.15
Price/Book Ratio	2.58	2.49	2.77
Avg Eff Duration	6.27	—	9.38

Vanguard Target Retirement 2055 Fund VFFVX

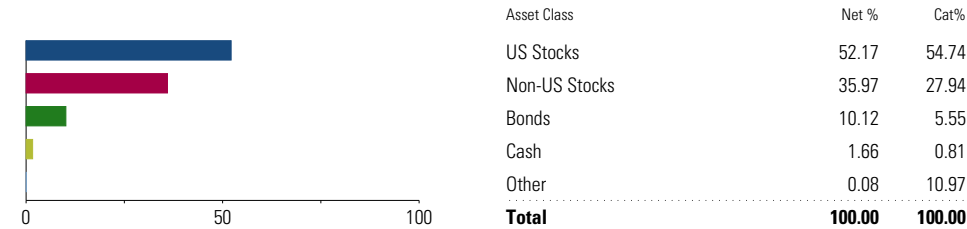
Morningstar Category
Target-Date 2055

Morningstar Index
Morningstar Lifetime Mod 2055 TR USD

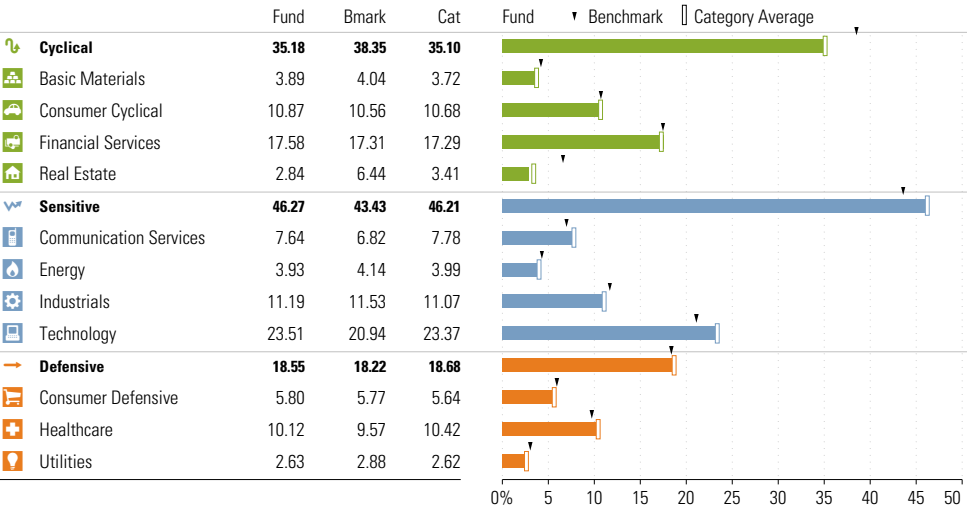
Style Analysis as of 03-31-2025
Morningstar Style Box™



Asset Allocation as of 03-31-2025



Sector Weighting as of 03-31-2025



Top 6 Holdings as of 03-31-2025

Name	Maturity Date	% Net Asset	Cumulative %	YTD Return %	Morningstar Sector
⊕ Vanguard Total Stock Mkt Idx Instl Pls	—	52.48	52.48	—	—
⊕ Vanguard Total Intl Stock Index Inv	—	36.78	89.26	—	—
⊕ Vanguard Total Bond Market II Idx Inv	—	7.09	96.35	—	—
⊕ Vanguard Total Intl Bd II Idx Instl	—	3.06	99.41	—	—
⊕ Mktliq 12/31/2049	—	0.56	99.97	—	—
⊕ Us Dollar	—	0.03	100.00	—	—

Total Holdings 6

⊕ Increase ⊖ Decrease ✨ New to Portfolio

Vanguard Target Retirement 2060 Fund VTTSX

Morningstar Category
Target-Date 2060

Morningstar Index
Morningstar Mod Tgt Risk TR USD

Portfolio Manager(s)

Walter Nejman since 02-2013
Aur lie Denis since 02-2023
Michael Roach since 02-2023
Roger Aliaga-Diaz since 02-2023

Quantitative Screens

- Performance:** The fund has finished in the Target-Date 2060 category's top three quartiles in 9 of the 10 years it's been in existence.
- Management:** The fund's management has been in place for 12.11 years.
- Style:** The fund has landed in its primary style box — Large Blend — 100 % of the time over the past three years.
- Net Expense:** The fund's expense ratio of 0.08 is 86.44% lower than the Target-Date 2060 category average.

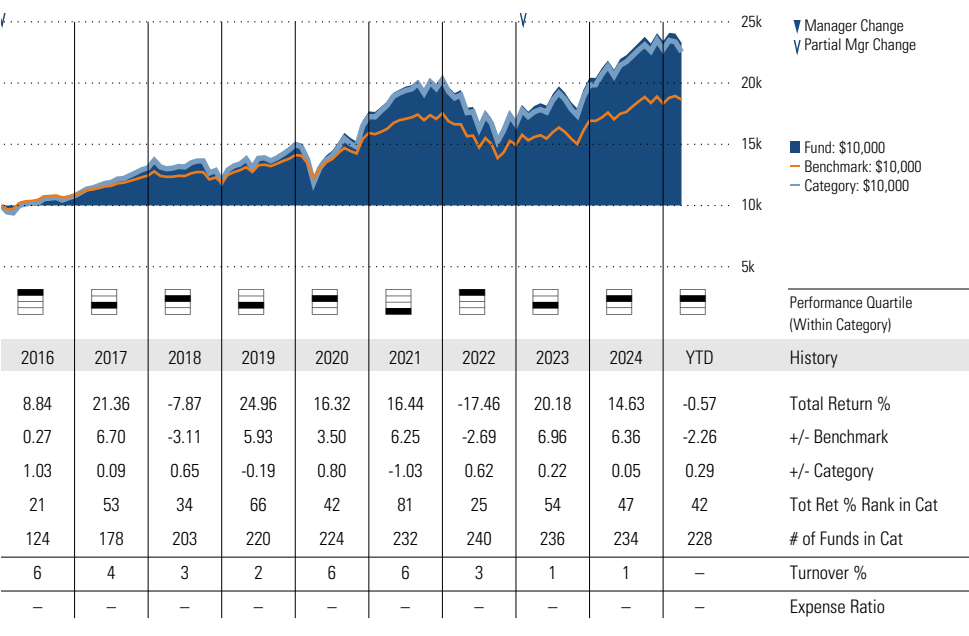
Morningstar Investment Management LLC Analysis

This fund passes all of Morningstar Investment Management's quantitative screens. Morningstar Investment Management has also assessed the fund from a qualitative perspective and, as a fiduciary, is comfortable recommending the fund's use in retirement plans.

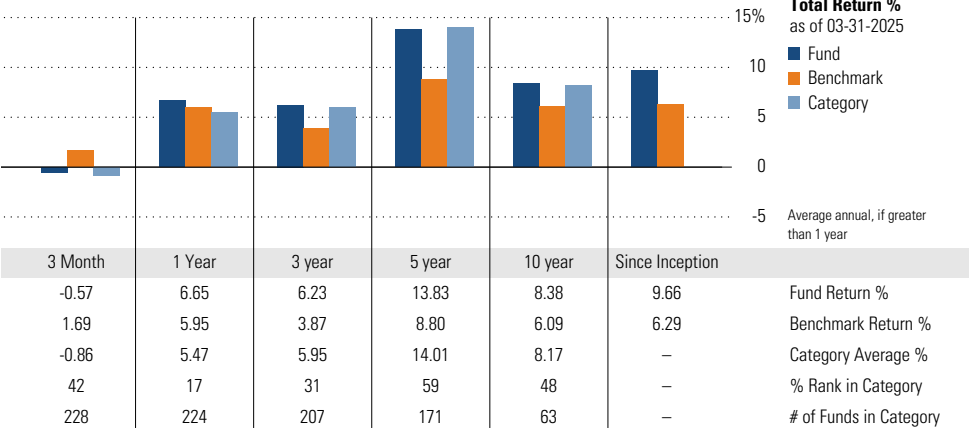
ESG Metrics

Metric	Rating	Updated
Sustainability Rating	3	02-28-2025
Carbon Risk Score	Low Risk	12-31-2022
ESG Commitment	1-Low	02-15-2022

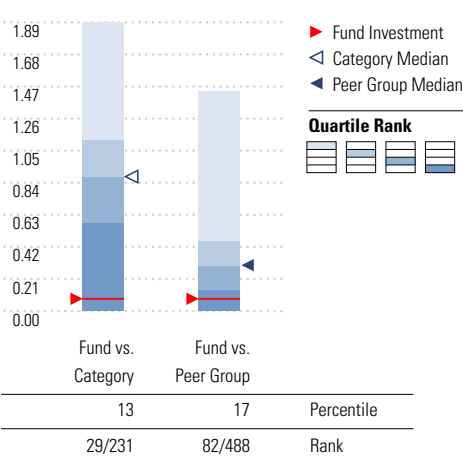
Growth of \$10,000



Trailing Performance



Net Expense



3-Year Risk Metrics

	Fund	Bmark	Cat
Alpha	1.68	—	1.36
Beta	1.21	—	1.25
R-Squared	97.22	—	95.79
Standard Deviation	15.45	12.56	16.02
Sharpe Ratio	0.18	0.00	0.16
Tracking Error	3.72	—	4.53
Information Ratio	0.64	—	0.46
Up Capture Ratio	126.65	—	129.34
Down Capture Ratio	118.16	—	122.77

Portfolio Metrics

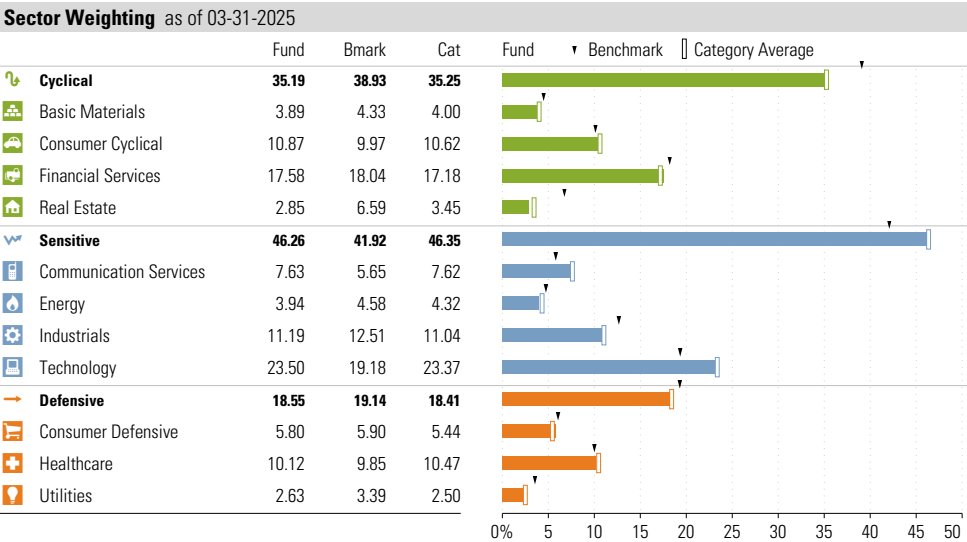
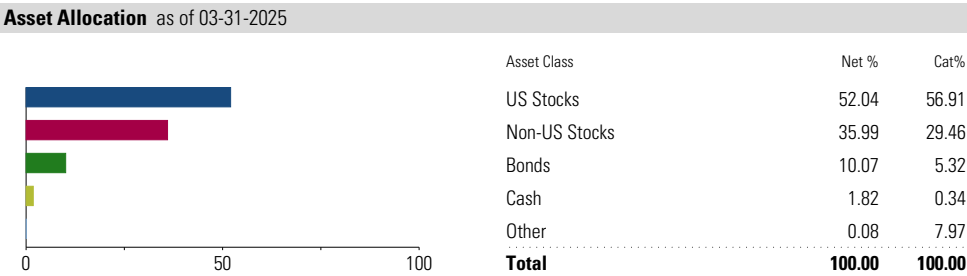
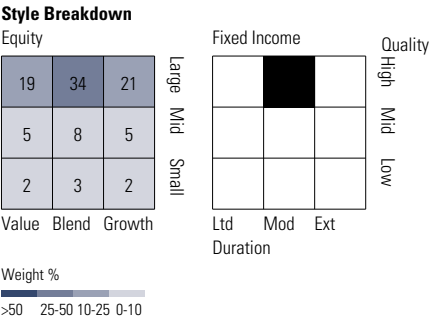
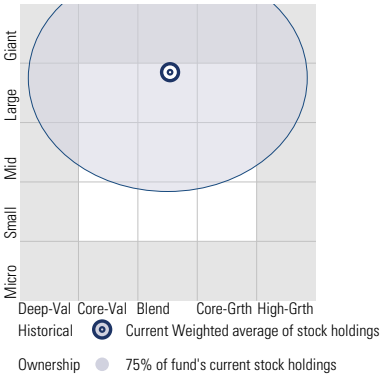
	Fund	Bmark	Cat
Price/Earnings Ratio	19.60	19.22	20.31
Price/Book Ratio	2.58	2.39	2.81
Avg Eff Duration	6.27	—	8.81

Vanguard Target Retirement 2060 Fund VTTSX

Morningstar Category
Target-Date 2060

Morningstar Index
Morningstar Mod Tgt Risk TR USD

Style Analysis as of 03-31-2025
Morningstar Style Box™



Top 6 Holdings as of 03-31-2025						
Name	Maturity Date	% Net Asset	Cumulative %	YTD Return %	Morningstar Sector	
⊕ Vanguard Total Stock Mkt Idx Instl Pls	—	52.35	52.35	—	—	
⊕ Vanguard Total Intl Stock Index Inv	—	36.80	89.15	—	—	
⊕ Vanguard Total Bond Market II Idx Inv	—	7.04	96.19	—	—	
⊕ Vanguard Total Intl Bd II Idx Instl	—	3.06	99.25	—	—	
⊕ Mktliq 12/31/2049	—	0.72	99.97	—	—	
⊕ Us Dollar	—	0.03	100.00	—	—	

Total Holdings 6

⊕ Increase ⊖ Decrease ✨ New to Portfolio

Vanguard Target Retirement 2065 Fund

VLXVX

Morningstar Category
Target-Date 2065+

Morningstar Index
Morningstar Mod Tgt Risk TR USD

Portfolio Manager(s)

Walter Nejman since 07-2017
Aur lie Denis since 02-2023
Michael Roach since 02-2023
Roger Aliaga-Diaz since 02-2023

Quantitative Screens

- Performance:** The fund has finished in the Target-Date 2065+ category's top three quartiles in 5 of the 7 years it's been in existence.
- Management:** The fund's management has been in place for 7.72 years.
- Style:** The fund has landed in its primary style box — Large Blend — 100 % of the time over the past three years.
- Net Expense:** The fund's expense ratio of 0.08 is 85.96% lower than the Target-Date 2065+ category average.

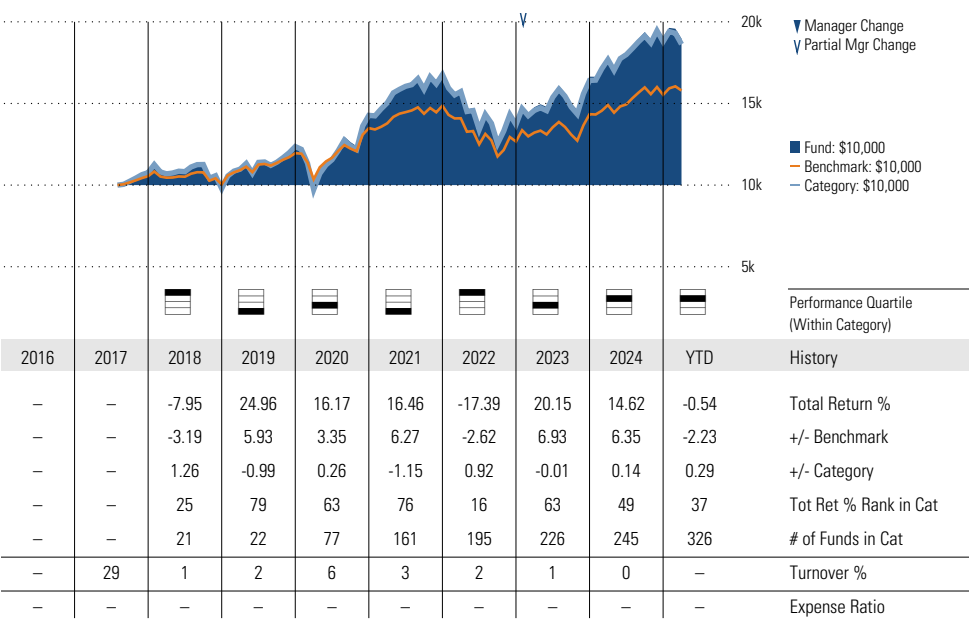
Morningstar Investment Management LLC Analysis

This fund passes all of Morningstar Investment Management's quantitative screens. Morningstar Investment Management has also assessed the fund from a qualitative perspective and, as a fiduciary, is comfortable recommending the fund's use in retirement plans.

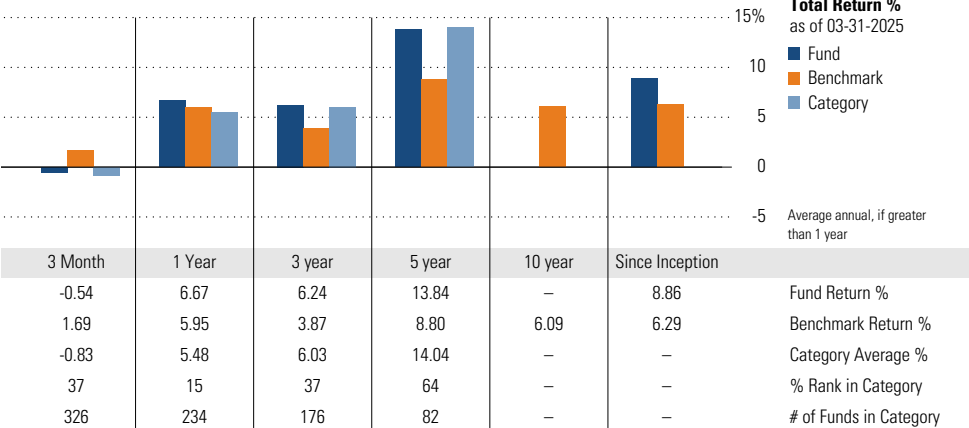
ESG Metrics

Metric	Rating	Updated
Sustainability Rating	3	02-28-2025
Carbon Risk Score	Low Risk	12-31-2022
ESG Commitment	1-Low	02-15-2022

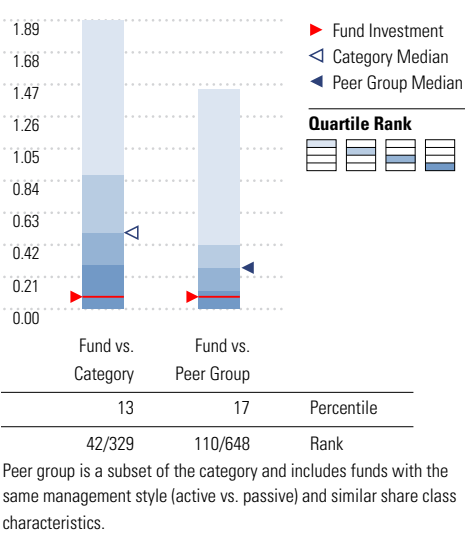
Growth of \$10,000



Trailing Performance



Net Expense



3-Year Risk Metrics

	Fund	Bmark	Cat
Alpha	1.69	-	1.69
Beta	1.21	-	1.25
R-Squared	97.25	-	95.15
Standard Deviation	15.44	12.56	16.51
Sharpe Ratio	0.18	0.00	0.16
Tracking Error	3.70	-	5.09
Information Ratio	0.64	-	0.46
Up Capture Ratio	126.57	-	130.06
Down Capture Ratio	118.03	-	122.31

Portfolio Metrics

	Fund	Bmark	Cat
Price/Earnings Ratio	19.60	19.22	19.45
Price/Book Ratio	2.58	2.39	2.57
Avg Eff Duration	6.27	-	9.04

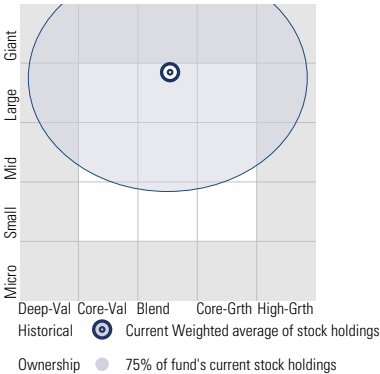
Vanguard Target Retirement 2065 Fund

VLXVX

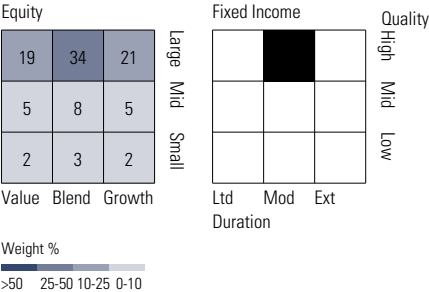
Morningstar Category
Target-Date 2065+
Morningstar Index
Morningstar Mod Tgt Risk TR USD

Style Analysis as of 03-31-2025

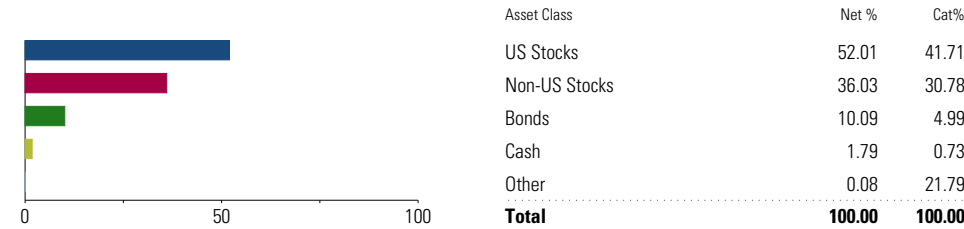
Morningstar Style Box™



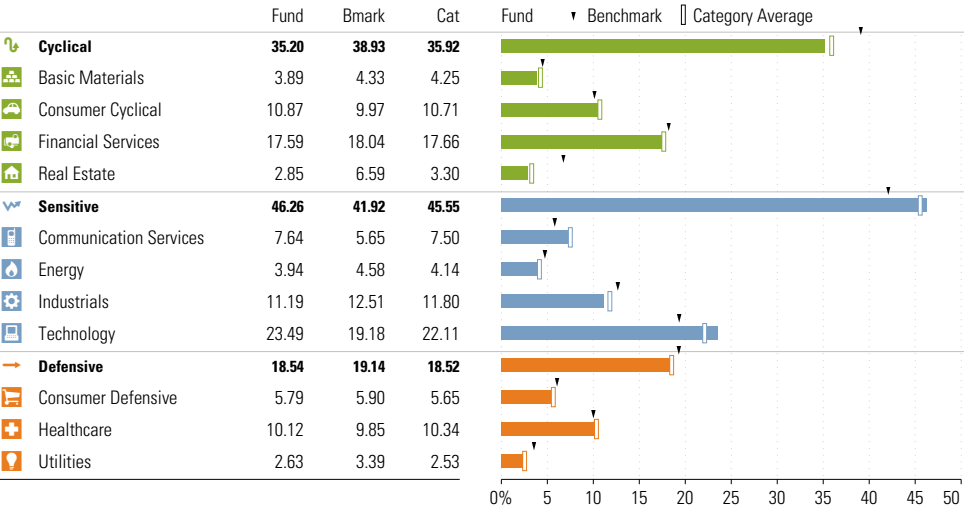
Style Breakdown



Asset Allocation as of 03-31-2025



Sector Weighting as of 03-31-2025



Top 6 Holdings as of 03-31-2025

Name	Maturity Date	% Net Asset	Cumulative %	YTD Return %	Morningstar Sector
⊕ Vanguard Total Stock Mkt Idx Instl Pls	—	52.33	52.33	—	—
⊕ Vanguard Total Intl Stock Index Inv	—	36.84	89.17	—	—
⊕ Vanguard Total Bond Market II Idx Inv	—	7.06	96.23	—	—
⊕ Vanguard Total Intl Bd II Idx Instl	—	3.05	99.29	—	—
⊕ Mktliq 12/31/2049	—	0.65	99.94	—	—
⊕ Us Dollar	—	0.06	100.00	—	—

Total Holdings 6

⊕ Increase ⊖ Decrease ✱ New to Portfolio

Vanguard Target Retirement 2070 Fund VSVNX

Morningstar Category
Target-Date 2065+
Morningstar Index
Morningstar Mod Tgt Risk TR USD

Portfolio Manager(s)

Walter Nejman since 06-2022
Aur lie Denis since 02-2023
Michael Roach since 02-2023
Roger Aliaga-Diaz since 02-2023

Quantitative Screens

The Performance screen is not applicable for funds with less than three years of data.

Management: The fund's management team has been in place for less than three years.

Style: The fund has landed in its primary style box — Large Blend — 100 % of the time over the past three years.

Net Expense: The fund's expense ratio of 0.53 is 7.02% lower than the Target-Date 2065+ category average.

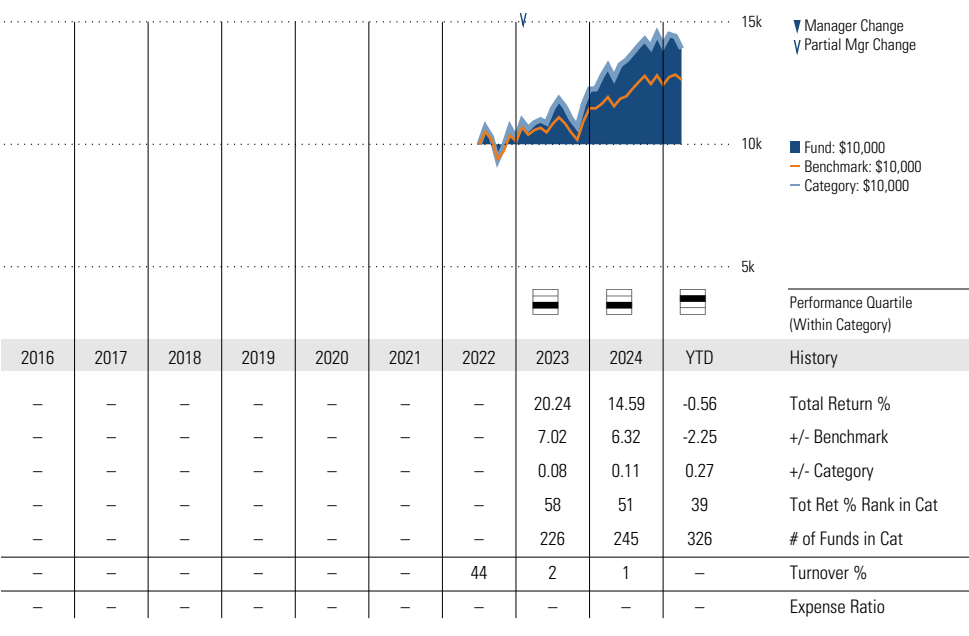
Morningstar Investment Management LLC Analysis

This fund fails the manager tenure screen due to a limited history for this target-date vintage.

ESG Metrics

Metric	Rating	Updated
Sustainability Rating	3	02-28-2025
Carbon Risk Score	Low Risk	12-31-2022

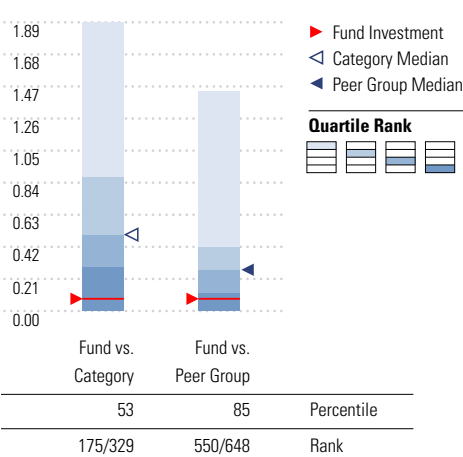
Growth of \$10,000



Trailing Performance



Net Expense



Peer group is a subset of the category and includes funds with the same management style (active vs. passive) and similar share class characteristics.

3-Year Risk Metrics

	Fund	Bmark	Cat
Alpha	-	-	1.69
Beta	-	-	1.25
R-Squared	-	-	95.15
Standard Deviation	-	12.56	16.51
Sharpe Ratio	-	0.00	0.16
Tracking Error	-	-	5.09
Information Ratio	-	-	0.46
Up Capture Ratio	-	-	130.06
Down Capture Ratio	-	-	122.31

Portfolio Metrics

	Fund	Bmark	Cat
Price/Earnings Ratio	19.61	19.22	19.45
Price/Book Ratio	2.58	2.39	2.57
Avg Eff Duration	6.26	-	9.04

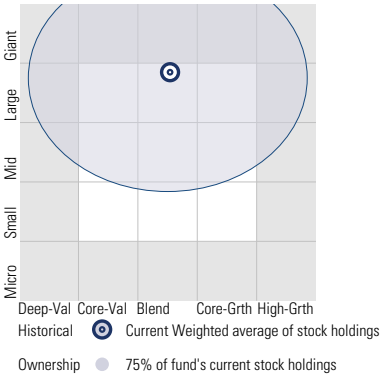
Vanguard Target Retirement 2070 Fund VSVNX

Morningstar Category
Target-Date 2065+

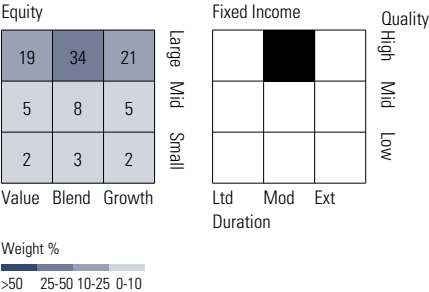
Morningstar Index
Morningstar Mod Tgt Risk TR USD

Style Analysis as of 03-31-2025

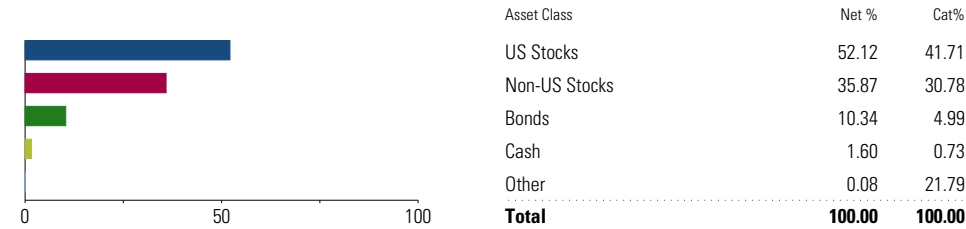
Morningstar Style Box™



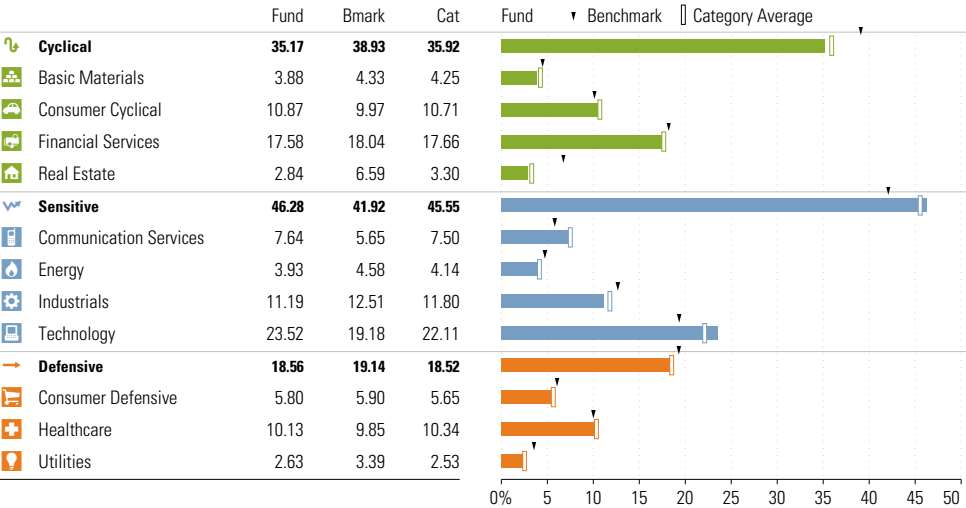
Style Breakdown



Asset Allocation as of 03-31-2025



Sector Weighting as of 03-31-2025



Top 6 Holdings as of 03-31-2025

Name	Maturity Date	% Net Asset	Cumulative %	YTD Return %	Morningstar Sector
⊕ Vanguard Total Stock Mkt Idx Instl Pls	—	52.43	52.43	—	—
⊕ Vanguard Total Intl Stock Index Inv	—	36.68	89.11	—	—
⊕ Vanguard Total Bond Market II Idx Inv	—	7.32	96.43	—	—
⊕ Vanguard Total Intl Bd II Idx Instl	—	3.04	99.47	—	—
⊕ Mktliq 12/31/2049	—	0.28	99.75	—	—
⊕ Us Dollar	—	0.25	100.00	—	—

Total Holdings 6

⊕ Increase ⊖ Decrease ✱ New to Portfolio

Vanguard Target Retirement Income Fund VTINX

Morningstar Category
Target-Date Retirement

Morningstar Index
Morningstar Lifetime Mod Incm TR USD

Portfolio Manager(s)

Walter Nejman since 02-2013
Aur lie Denis since 02-2023
Michael Roach since 02-2023
Roger Aliaga-Diaz since 02-2023

Quantitative Screens

- Performance:** The fund has finished in the Target-Date Retirement category's top three quartiles in 10 of the 10 years it's been in existence.
- Management:** The fund's management has been in place for 12.11 years.
- Style:** The fund has landed in its primary style box — Large Blend — 100 % of the time over the past three years.
- Net Expense:** The fund's expense ratio of 0.08 is 84.91% lower than the Target-Date Retirement category average.

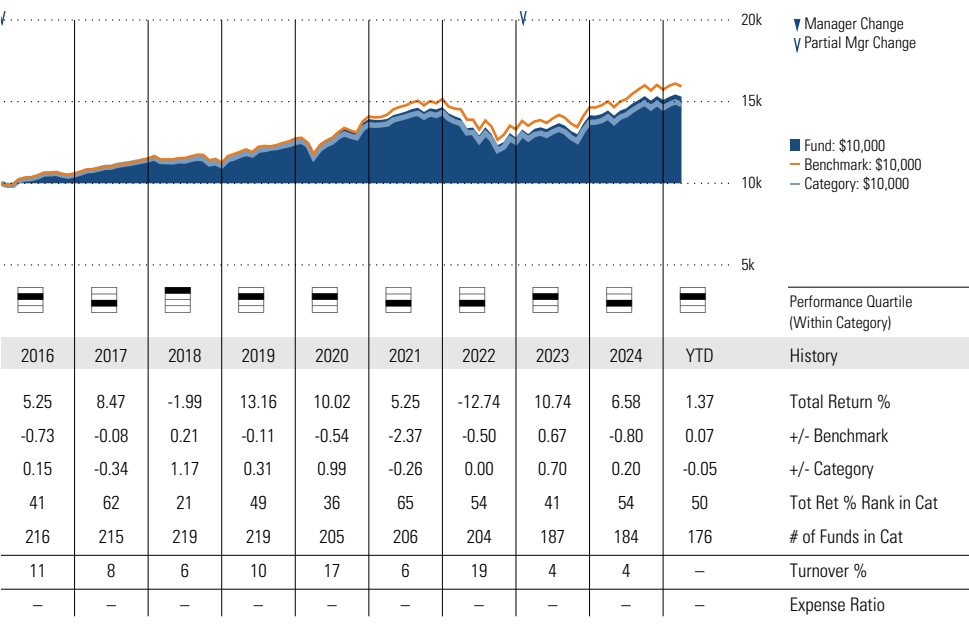
Morningstar Investment Management LLC Analysis

This fund passes all of Morningstar Investment Management's quantitative screens. Morningstar Investment Management has also assessed the fund from a qualitative perspective and, as a fiduciary, is comfortable recommending the fund's use in retirement plans.

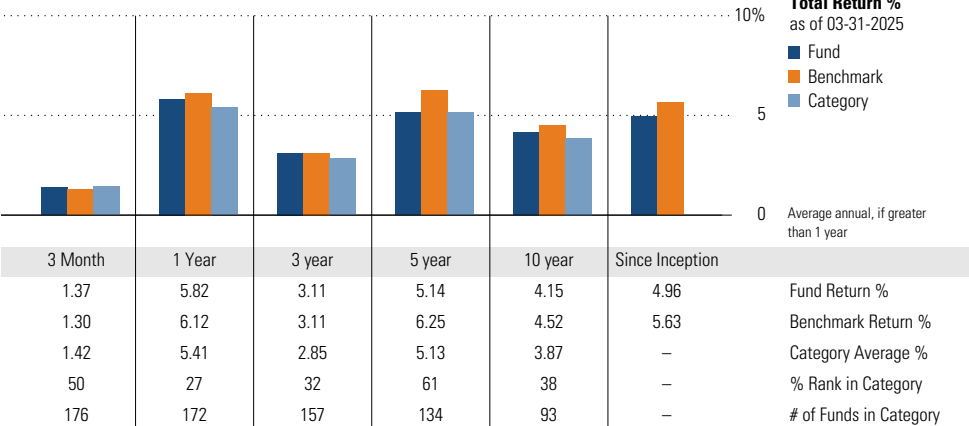
ESG Metrics

Metric	Rating	Updated
Sustainability Rating	4	02-28-2025
ESG Commitment	1-Low	02-15-2022

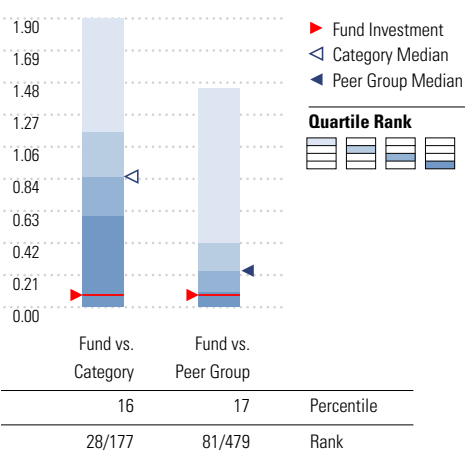
Growth of \$10,000



Trailing Performance



Net Expense



Peer group is a subset of the category and includes funds with the same management style (active vs. passive) and similar share class characteristics.

3-Year Risk Metrics

	Fund	Bmark	Cat
Alpha	0.17	—	-0.18
Beta	0.94	—	0.99
R-Squared	98.60	—	97.39
Standard Deviation	8.69	9.19	9.16
Sharpe Ratio	-0.13	-0.11	-0.15
Tracking Error	1.17	—	1.66
Information Ratio	0.00	—	-0.15
Up Capture Ratio	95.08	—	98.40
Down Capture Ratio	93.95	—	99.96

Portfolio Metrics

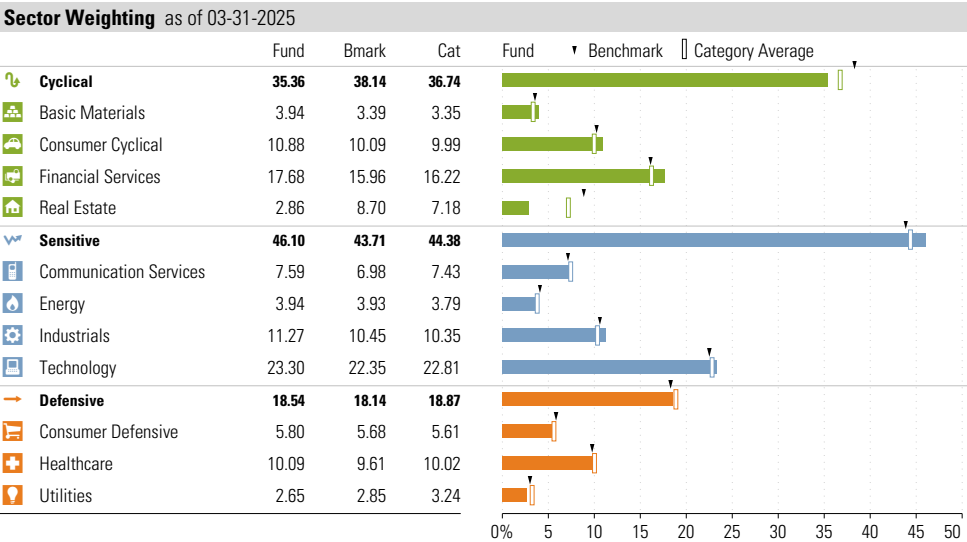
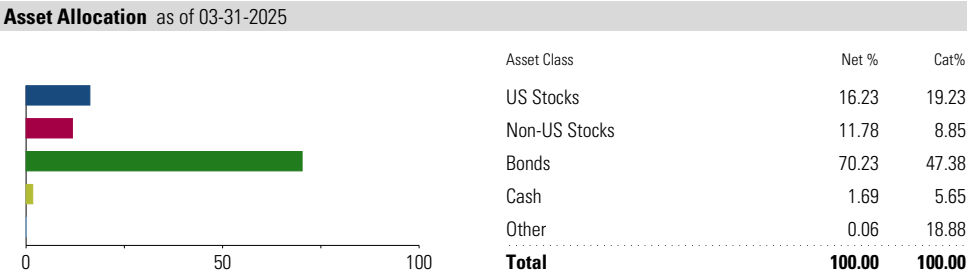
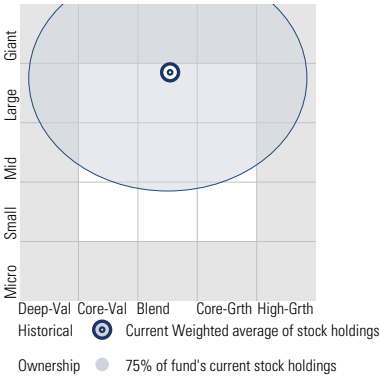
	Fund	Bmark	Cat
Price/Earnings Ratio	19.49	20.93	20.61
Price/Book Ratio	2.55	2.80	2.74
Avg Eff Duration	5.36	—	5.78

Vanguard Target Retirement Income Fund VTINX

Morningstar Category
Target-Date Retirement

Morningstar Index
Morningstar Lifetime Mod Incm TR
USD

Style Analysis as of 03-31-2025
Morningstar Style Box™



Top 7 Holdings as of 03-31-2025						
Name	Maturity Date	% Net Asset	Cumulative %	YTD Return %	Morningstar Sector	
⊖ Vanguard Total Bond Market II Idx Inv	—	37.76	37.76	—	—	
⊖ Vanguard Shrt-Term Infl-Prot Sec Idx Adm	—	17.34	55.11	—	—	
⊖ Vanguard Total Stock Mkt Idx Instl Pls	—	16.33	71.43	—	—	
⊖ Vanguard Total Intl Bd II Idx Instl	—	15.87	87.30	—	—	
⊖ Vanguard Total Intl Stock Index Inv	—	12.05	99.35	—	—	
⊖ Mktliq 12/31/2049	—	0.65	100.01	—	—	
⊕ Us Dollar	—	0.01	100.01	—	—	

Total Holdings 7

⊕ Increase ⊖ Decrease ✖ New to Portfolio