

American Funds Capital Income Bldr R6 RIRGX

Morningstar Category  
Global Allocation

Morningstar Index  
Morningstar Gbl Allocation TR USD

Portfolio Manager(s)

James Lovelace since 01-1992  
David Hoag since 01-2004  
Steven Watson since 01-2007  
Winnie Kwan since 01-2007  
Alfonso Barroso since 01-2010  
Grant Cambridge since 01-2013  
Philip Winston since 01-2014  
Fergus MacDonald since 01-2015  
Aline Avzaradel since 01-2016  
Caroline Randall since 01-2021  
Charles Ellwein since 01-2023  
William Robbins since 01-2024  
Brian Wong since 01-2025  
Saurav Jain since 01-2025

Quantitative Screens

- Performance:** The fund has finished in the Global Allocation category's top three quartiles in 10 of the 10 years it's been in existence.
- Management:** The fund's management has been in place for 33.27 years.
- Style:** The fund has landed in its primary style box — Large Value — 100 % of the time over the past three years.
- Net Expense:** The fund's expense ratio of 0.27 is 75.89% lower than the Global Allocation category average.

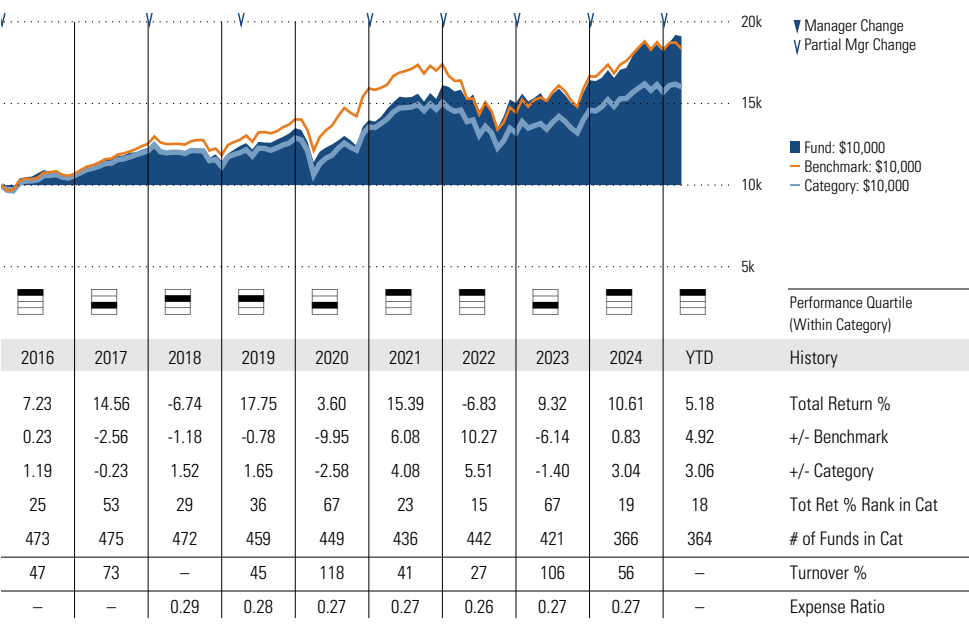
Morningstar Investment Management LLC Analysis

This fund passes all of Morningstar Investment Management's quantitative screens. Morningstar Investment Management has also assessed the fund from a qualitative perspective and, as a fiduciary, is comfortable recommending the fund's use in retirement plans.

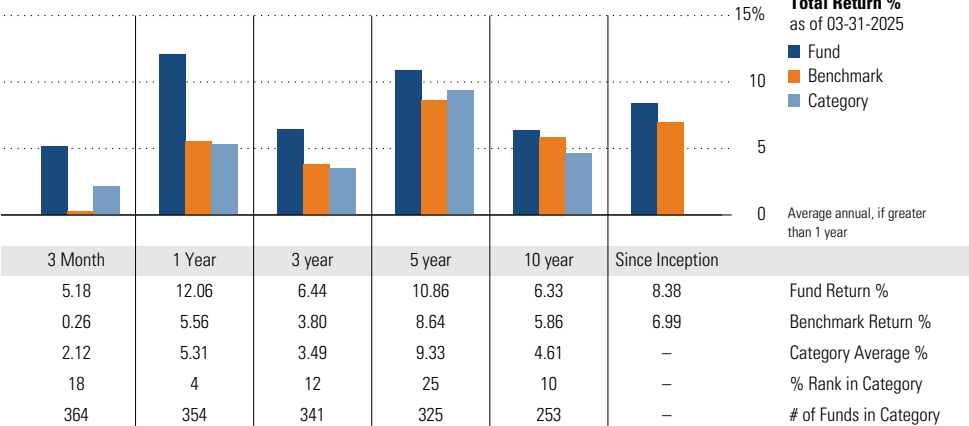
ESG Metrics

Metric	Rating	Updated
Sustainability Rating	2	02-28-2025
Carbon Risk Score	Medium Risk	12-31-2022

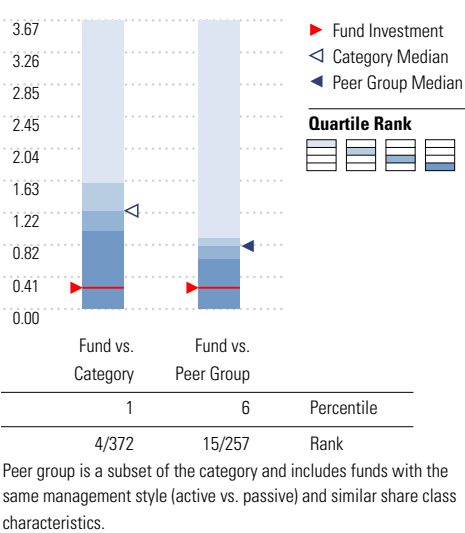
Growth of \$10,000



Trailing Performance



Net Expense



3-Year Risk Metrics

	Fund	Bmark	Cat
Alpha	2.96	-	0.14
Beta	0.88	-	0.92
R-Squared	89.05	-	88.25
Standard Deviation	12.09	12.94	12.63
Sharpe Ratio	0.20	0.00	-0.01
Tracking Error	4.28	-	4.25
Information Ratio	0.62	-	-0.10
Up Capture Ratio	102.46	-	94.80
Down Capture Ratio	88.30	-	94.98

Portfolio Metrics

	Fund	Bmark	Cat
Price/Earnings Ratio	18.20	19.79	19.14
Price/Book Ratio	2.40	2.66	2.43
Avg Eff Duration	6.30	-	4.77







American Funds Intl Gr and Inc R6 RIGGX

Morningstar Category  
Foreign Large Blend

Morningstar Index  
MSCI ACWI Ex USA NR USD

Portfolio Manager(s)

Andrew Suzman since 10-2008  
Steven Watson since 10-2008  
Patrice Collette since 09-2010  
Leo Hee since 07-2015  
Michael Cohen since 07-2018  
Lisa Thompson since 09-2018  
Barbara Burtin since 09-2024  
Bobby Chada since 09-2024

Quantitative Screens

- Performance:** The fund has finished in the Foreign Large Blend category's top three quartiles in 9 of the 10 years it's been in existence.
- Management:** The fund's management has been in place for 16.51 years.
- Style:** The fund has landed in its primary style box — Large Blend — 100 % of the time over the past three years.
- Net Expense:** The fund's expense ratio of 0.54 is 33.33% lower than the Foreign Large Blend category average.

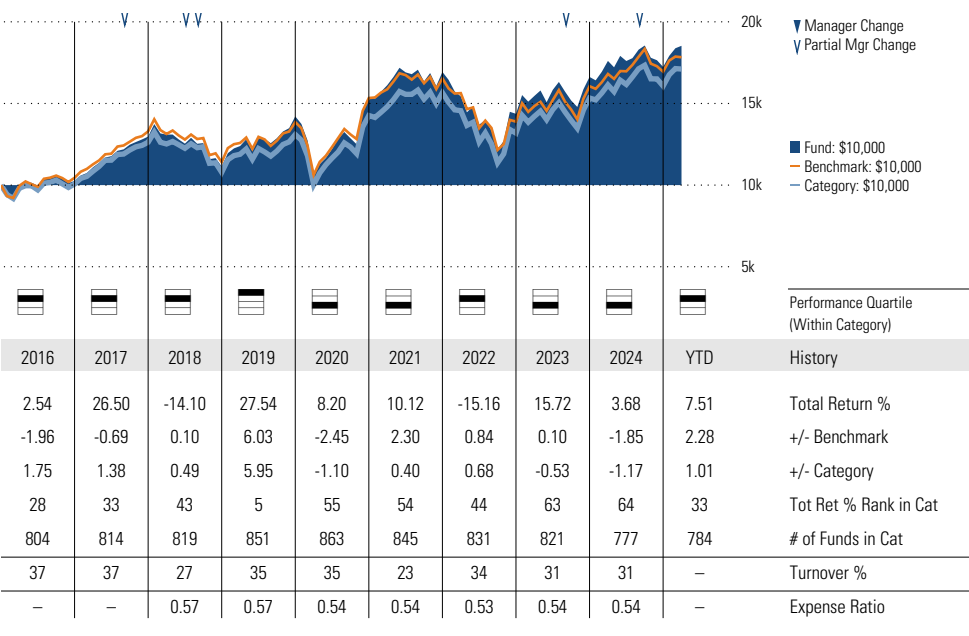
Morningstar Investment Management LLC Analysis

This fund passes all of Morningstar Investment Management's quantitative screens. Morningstar Investment Management has also assessed the fund from a qualitative perspective and, as a fiduciary, is comfortable recommending the fund's use in retirement plans.

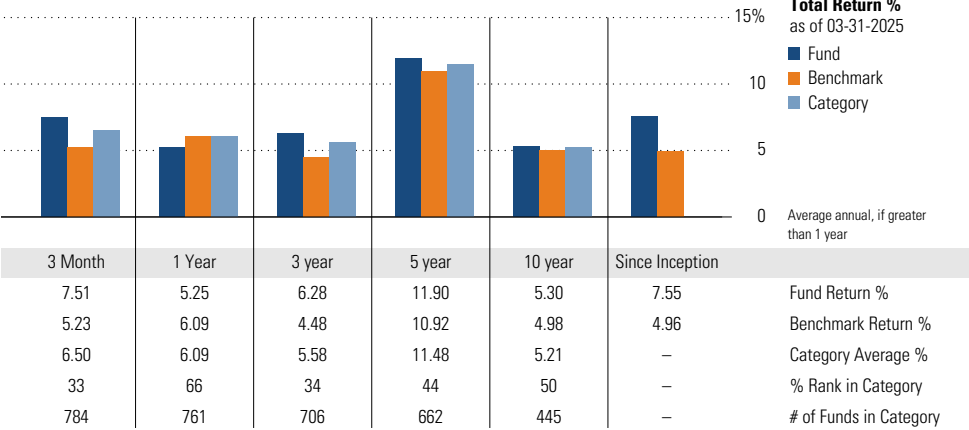
ESG Metrics

Metric	Rating	Updated
Sustainability Rating	3	02-28-2025
Carbon Risk Score	Low Risk	12-31-2022
ESG Commitment	1-Low	02-15-2022

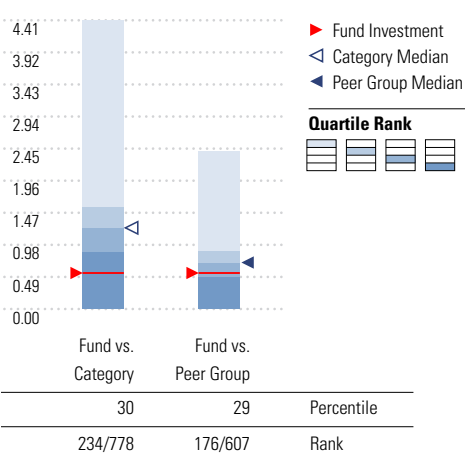
Growth of \$10,000



Trailing Performance



Net Expense



Peer group is a subset of the category and includes funds with the same management style (active vs. passive) and similar share class characteristics.

3-Year Risk Metrics

	Fund	Bmark	Cat
Alpha	1.84	—	0.96
Beta	0.97	—	1.02
R-Squared	95.15	—	93.11
Standard Deviation	16.15	16.18	17.14
Sharpe Ratio	0.18	0.07	0.13
Tracking Error	3.58	—	4.47
Information Ratio	0.50	—	0.23
Up Capture Ratio	103.80	—	108.08
Down Capture Ratio	96.15	—	104.96

Portfolio Metrics

	Fund	Bmark	Cat
Price/Earnings Ratio	15.50	15.62	16.00
Price/Book Ratio	1.75	1.81	1.89
Geom Avg Mkt Cap \$B	53.24	53.01	62.24
ROE	17.71	16.46	17.44

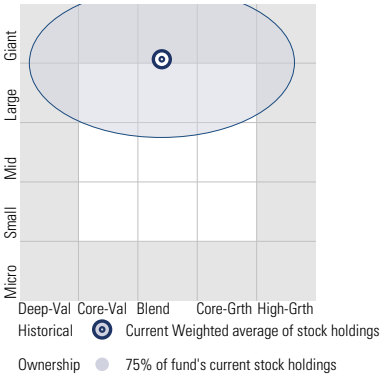


American Funds Intl Gr and Inc R6 RIGGX

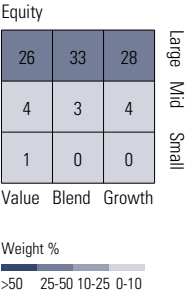
Morningstar Category Foreign Large Blend  
Morningstar Index MSCI ACWI Ex USA NR USD

Style Analysis as of 03-31-2025

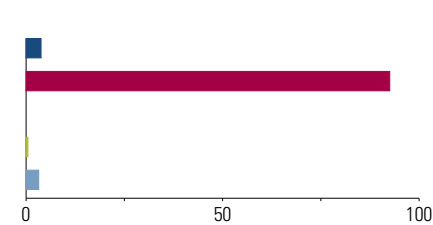
Morningstar Style Box™



Style Breakdown

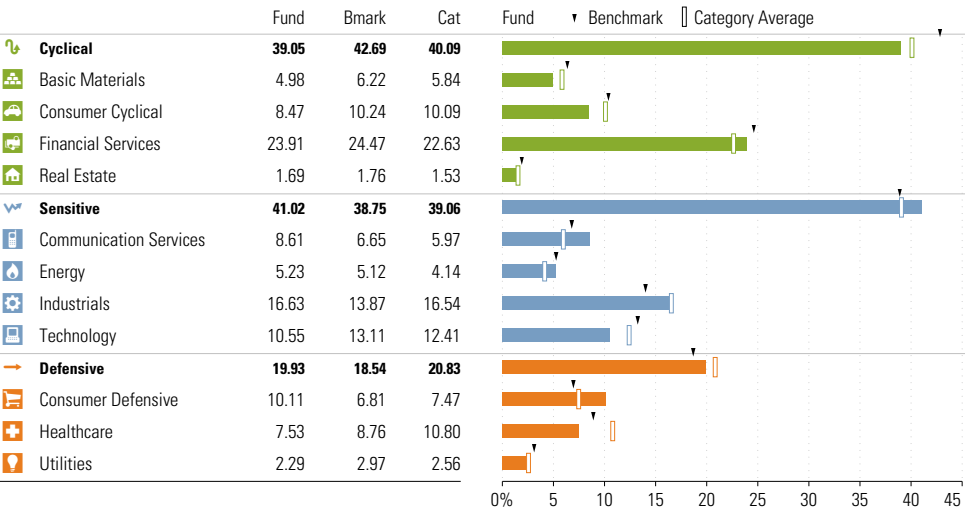


Asset Allocation as of 03-31-2025

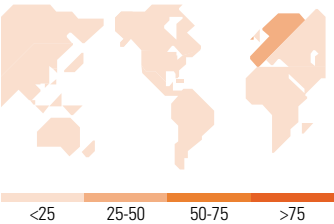


Asset Class	Net %	Cat%
US Stocks	3.80	3.80
Non-US Stocks	92.53	93.46
Bonds	0.00	0.70
Cash	0.46	0.91
Other	3.21	1.14
Total	100.00	100.00

Sector Weighting as of 03-31-2025



World Regions % Equity 03-31-2025



Region	Fund %	Cat %	Region	Fund %	Cat %	Region	Fund %	Cat %	Market Maturity	Fund %
Japan	5.94	18.34	North America	8.35	8.21	United Kingdom	15.16	13.63	Developed Markets	87.67
Australasia	0.80	4.37	Central/Latin	3.00	1.05	W euro-ex UK	45.09	40.93	Emerging Markets	12.33
Asia-4 Tigers	11.21	6.63				Emrgng Europe	0.00	0.11	Not Available	0.00
Asia-ex 4 Tigers	8.78	5.69				Africa	1.68	1.04		
Not Classified	0.00	0.00								

Top 10 Holdings as of 03-31-2025

Name	% Net Asset	Cumulative %	YTD Return %	Morningstar Sector
⊖ Taiwan Semiconductor Manufacturing Co Ltd	3.13	3.13	—	Technology
⊖ Capital Group Central Cash M	2.98	6.11	—	—
⊖ BAE Systems PLC	2.27	8.37	—	Industrials
⊖ TotalEnergies SE	2.05	10.42	—	Energy
⊕ Sanofi SA	2.03	12.45	—	Healthcare
⊕ AstraZeneca PLC	1.65	14.10	—	Healthcare
⊖ British American Tobacco PLC	1.56	15.66	—	Consumer Defensive
⊖ ASML Holding NV	1.45	17.11	—	Technology
⊕ UniCredit SpA	1.25	18.36	—	Financial Services
⊖ AXA SA	1.23	19.59	—	Financial Services

Total Holdings 271

⊕ Increase ⊖ Decrease ✱ New to Portfolio



# Baird Aggregate Bond Inst

BAGIX

Morningstar Category  
Intermediate Core Bond

Morningstar Index  
Bloomberg US Agg Bond TR USD

Portfolio Manager(s)

M. Sharon deGuzman since 09-2000

Mary Ellen Stanek since 09-2000

Charles Groeschell since 09-2000

Warren Pierson since 09-2000

Meghan Dean since 05-2019

Jay Schwister since 05-2019

Jeffrey Schrom since 05-2019

Patrick Brown since 05-2021

Abhishek Pulakanti since 05-2022

Andrew O'Connell since 05-2022

Quantitative Screens

✔ **Performance:** The fund has finished in the Intermediate Core Bond category's top three quartiles in 10 of the 10 years it's been in existence.

✔ **Management:** The fund's management has been in place for 24.52 years.

Style Consistency is not calculated for Fixed Income funds.

✔ **Net Expense:** The fund's expense ratio of 0.3 is 40% lower than the Intermediate Core Bond category average.

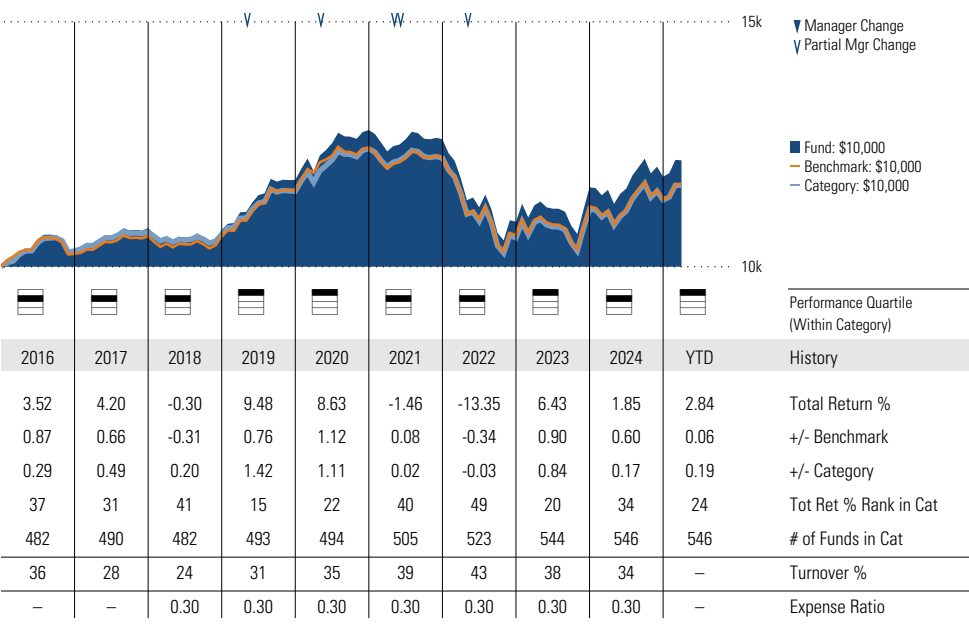
Morningstar Investment Management LLC Analysis

This fund passes all of Morningstar Investment Management's quantitative screens. Morningstar Investment Management has also assessed the fund from a qualitative perspective and, as a fiduciary, is comfortable recommending the fund's use in retirement plans.

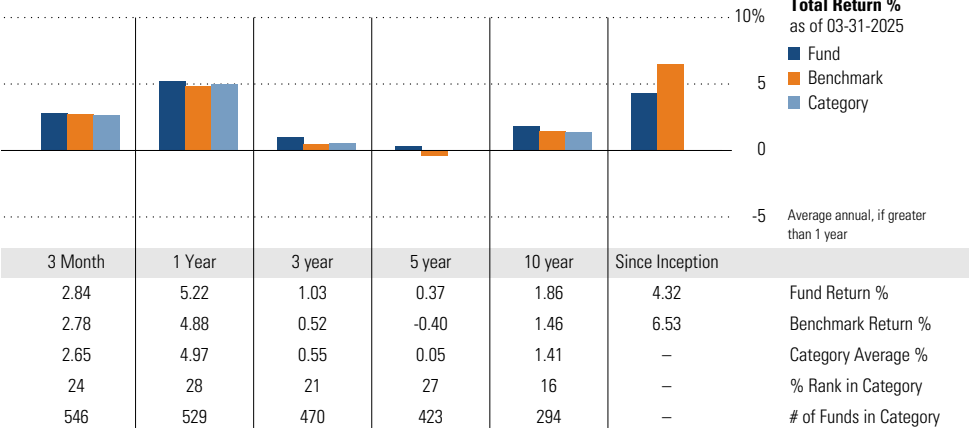
ESG Metrics

Metric	Rating	Updated
Sustainability Rating	4	02-28-2025
ESG Commitment	1-Low	02-15-2022

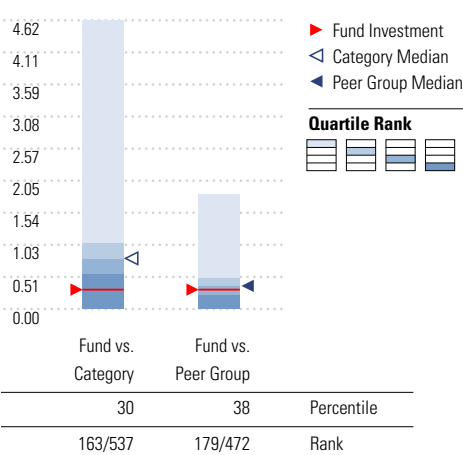
Growth of \$10,000



Trailing Performance



Net Expense



Peer group is a subset of the category and includes funds with the same management style (active vs. passive) and similar share class characteristics.

3-Year Risk Metrics

	Fund	Bmark	Cat
Alpha	0.51	—	-0.04
Beta	1.01	—	0.98
R-Squared	99.68	—	98.32
Standard Deviation	7.75	7.67	7.60
Sharpe Ratio	-0.42	-0.49	-0.50
Tracking Error	0.44	—	0.93
Information Ratio	1.16	—	-0.19
Up Capture Ratio	102.19	—	97.59
Down Capture Ratio	97.51	—	97.94

Portfolio Metrics

	Fund	Bmark	Cat
Avg Eff Duration	6.08	4.43	5.72
Avg Eff Maturity	8.14	—	8.61



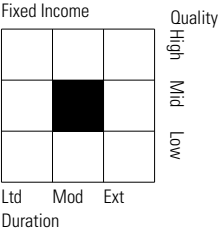
# Baird Aggregate Bond Inst BAGIX

Morningstar Category  
Intermediate Core Bond

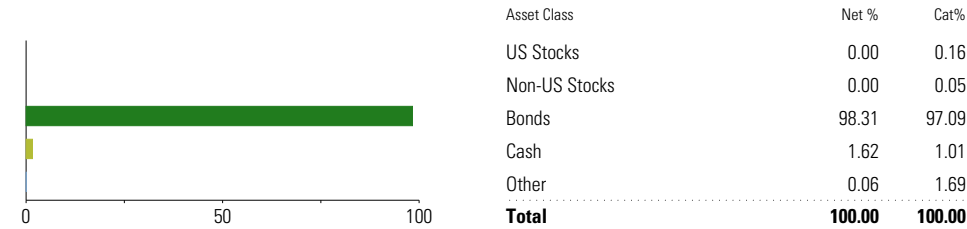
Morningstar Index  
Bloomberg US Agg Bond TR USD

Style Analysis as of 03-31-2025

Style Breakdown

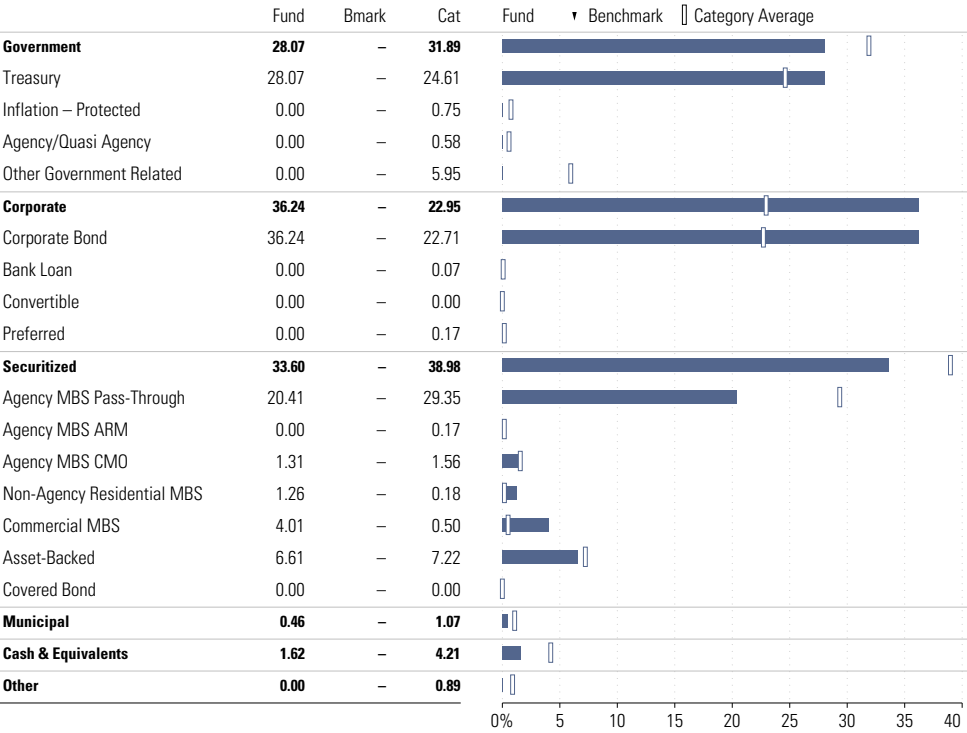


Asset Allocation as of 03-31-2025



Credit Rating Breakdown	Fund	Bmark	Cat
AAA	62.80	3.53	21.28
AA	3.20	74.59	44.37
A	12.90	10.82	20.00
BBB	20.90	8.32	12.92
BB	0.20	0.28	0.64
B	0.00	0.00	0.23
Below B	0.00	0.00	0.06
Not Rated	0.00	2.46	0.50

Sector Weighting as of 03-31-2025



Top 10 Holdings as of 03-31-2025

Name	Maturity Date	% Net Asset	Cumulative %	Fixed Income Sector
⊕ United States Treasury Bonds 3.88%	05-2043	1.68	1.68	—
⊕ United States Treasury Notes 4.25%	01-2028	1.61	3.29	—
⊕ United States Treasury Bonds 2.88%	05-2043	1.58	4.87	—
⊖ First American Government Obligs U	02-2030	1.56	6.44	—
⊕ United States Treasury Bonds 2.38%	02-2042	1.54	7.97	—
⊕ United States Treasury Notes 4.13%	08-2030	1.51	9.48	—
⊖ United States Treasury Bonds 2.5%	02-2045	1.44	10.92	—
⊕ United States Treasury Bonds 3.38%	08-2042	1.37	12.28	—
⊕ United States Treasury Bonds 2.88%	05-2052	1.33	13.61	—
⊖ United States Treasury Notes 3.88%	11-2027	1.30	14.91	—

Total Holdings 1905

⊕ Increase ⊖ Decrease ✱ New to Portfolio



Baird Core Plus Bond Inst BCOIX

Morningstar Category Morningstar Index  
Intermediate Core-Plus Bond Bloomberg US Agg Bond TR USD

Portfolio Manager(s)

M. Sharon deGuzman since 09-2000  
Mary Ellen Stanek since 09-2000  
Charles Groeschell since 09-2000  
Warren Pierson since 09-2000  
Meghan Dean since 05-2019  
Jay Schwister since 05-2019  
Jeffrey Schrom since 05-2019  
Patrick Brown since 05-2021  
Abhishek Pulakanti since 05-2022  
Andrew O'Connell since 05-2022

Quantitative Screens

✔ **Performance:** The fund has finished in the Intermediate Core-Plus Bond category's top three quartiles in 10 of the 10 years it's been in existence.

✔ **Management:** The fund's management has been in place for 24.52 years.

Style Consistency is not calculated for Fixed Income funds.

✔ **Net Expense:** The fund's expense ratio of 0.3 is 60% lower than the Intermediate Core-Plus Bond category average.

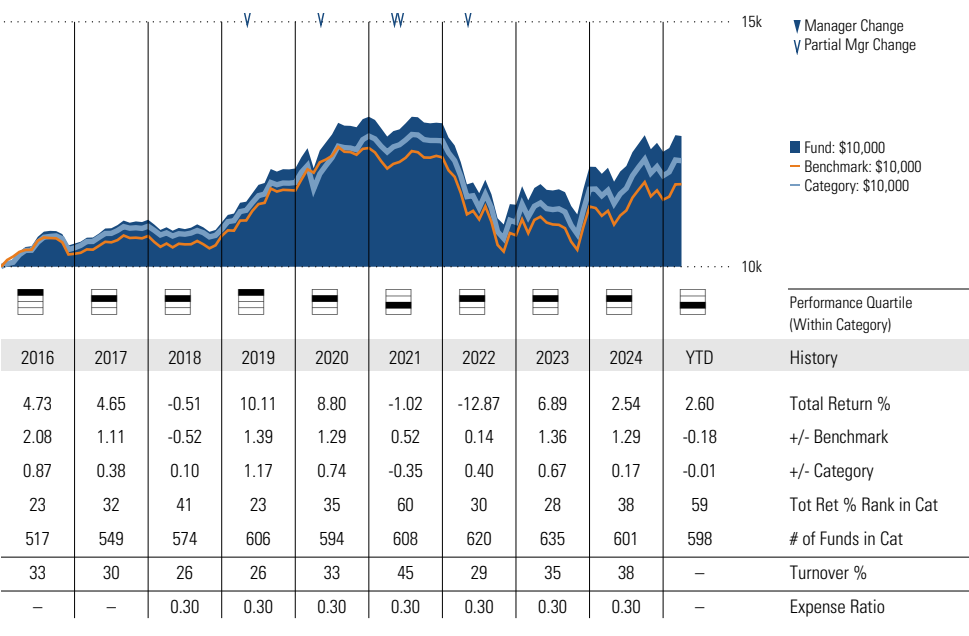
Morningstar Investment Management LLC Analysis

This fund passes all of Morningstar Investment Management's quantitative screens. Morningstar Investment Management has also assessed the fund from a qualitative perspective and, as a fiduciary, is comfortable recommending the fund's use in retirement plans.

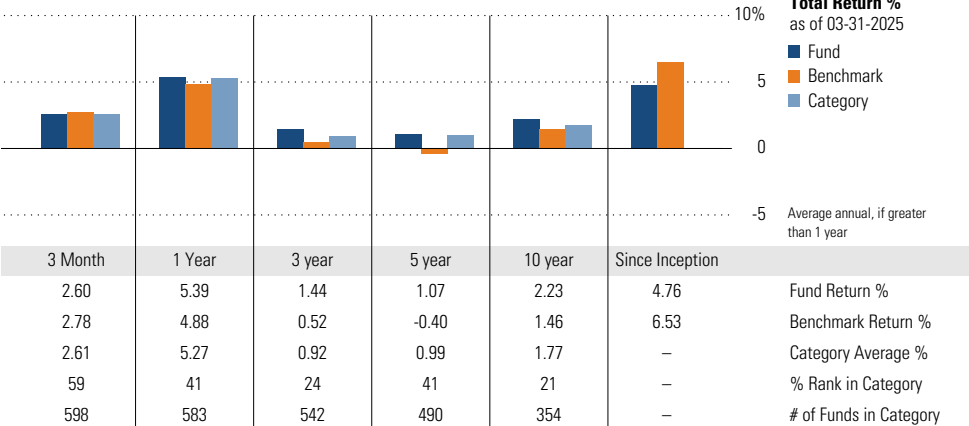
ESG Metrics

Metric	Rating	Updated
Sustainability Rating	4	02-28-2025
ESG Commitment	1-Low	02-15-2022

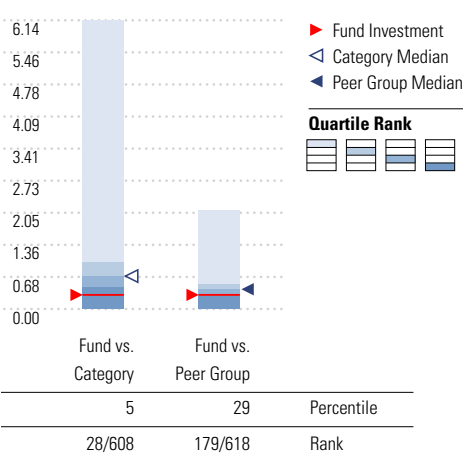
Growth of \$10,000



Trailing Performance



Net Expense



Peer group is a subset of the category and includes funds with the same management style (active vs. passive) and similar share class characteristics.

3-Year Risk Metrics

	Fund	Bmark	Cat
Alpha	0.92	—	0.12
Beta	0.99	—	1.00
R-Squared	99.46	—	96.23
Standard Deviation	7.58	7.67	7.84
Sharpe Ratio	-0.38	-0.49	-0.46
Tracking Error	0.57	—	1.49
Information Ratio	1.63	—	0.09
Up Capture Ratio	100.27	—	99.51
Down Capture Ratio	91.70	—	98.51

Portfolio Metrics

	Fund	Bmark	Cat
Avg Eff Duration	5.84	4.43	5.94
Avg Eff Maturity	7.86	—	9.20

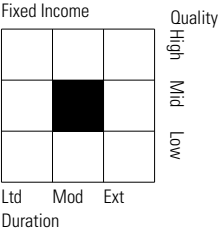


Baird Core Plus Bond Inst BCOIX

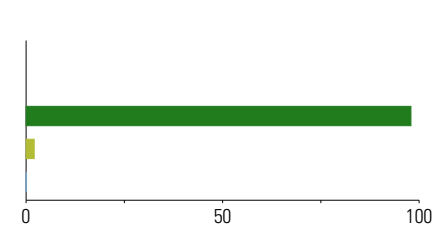
Morningstar Category Morningstar Index  
Intermediate Core-Plus Bond Bloomberg US Agg Bond TR USD

Style Analysis as of 03-31-2025

Style Breakdown



Asset Allocation as of 03-31-2025

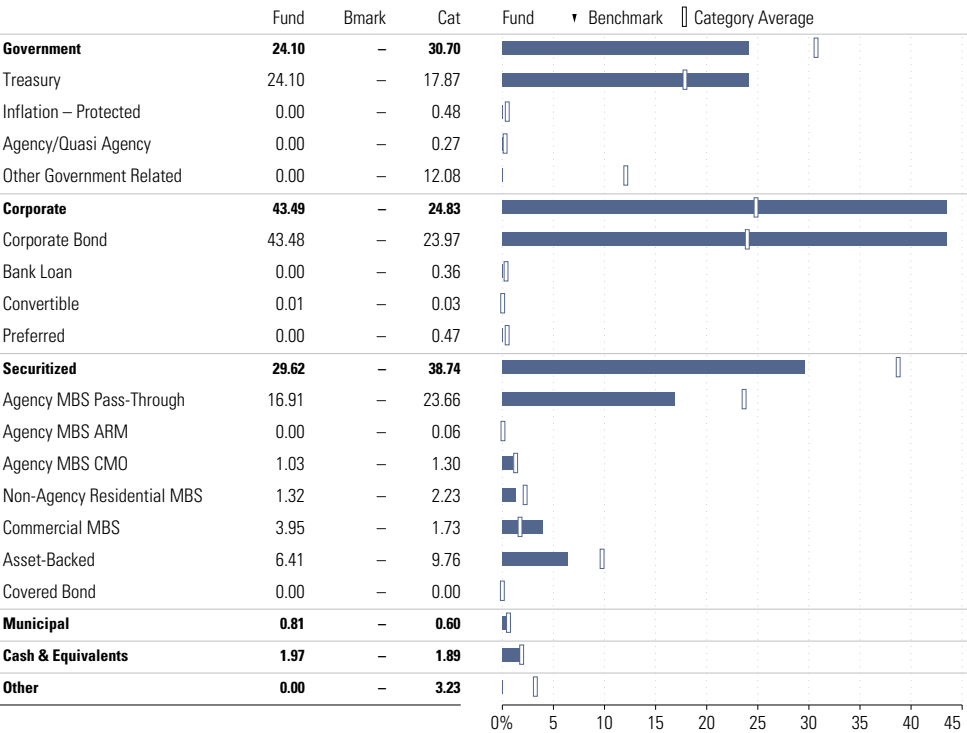


Asset Class	Net %	Cat%
US Stocks	0.00	0.10
Non-US Stocks	0.00	0.00
Bonds	97.92	97.73
Cash	2.06	1.25
Other	0.02	0.93
Total	100.00	100.00

Credit Rating Breakdown

	Fund	Bmark	Cat
AAA	55.20	3.53	34.33
AA	2.50	74.59	26.51
A	12.70	10.82	10.67
BBB	27.10	8.32	17.41
BB	2.10	0.28	5.52
B	0.10	0.00	2.29
Below B	0.00	0.00	0.78
Not Rated	0.30	2.46	2.48

Sector Weighting as of 03-31-2025



Top 10 Holdings as of 03-31-2025

Name	Maturity Date	% Net Asset	Cumulative %	Fixed Income Sector
⊖ United States Treasury Notes 3.13%	08-2027	2.00	2.00	—
⊕ United States Treasury Notes 4.25%	01-2028	1.99	3.99	—
⊖ First American Government Obligs U	02-2030	1.86	5.85	—
United States Treasury Bonds 3.88%	05-2043	1.72	7.57	—
United States Treasury Bonds 3.38%	08-2042	1.61	9.18	—
⊕ United States Treasury Notes 1.88%	02-2032	1.51	10.70	—
United States Treasury Notes 2.75%	05-2029	1.47	12.16	—
United States Treasury Bonds 2.88%	05-2043	1.41	13.57	—
⊖ United States Treasury Notes 3.88%	12-2029	1.39	14.96	—
United States Treasury Bonds 2.5%	02-2045	1.30	16.26	—

Total Holdings 1842

⊕ Increase ⊖ Decrease ✱ New to Portfolio



Federated Hermes Govt Ultrashort R6 FGULX

Morningstar Category  
Ultrashort Bond

Morningstar Index  
Bloomberg US Agg Bond TR USD

Portfolio Manager(s)

Susan Hill since 07-1997  
Liam O'Connell since 11-2010

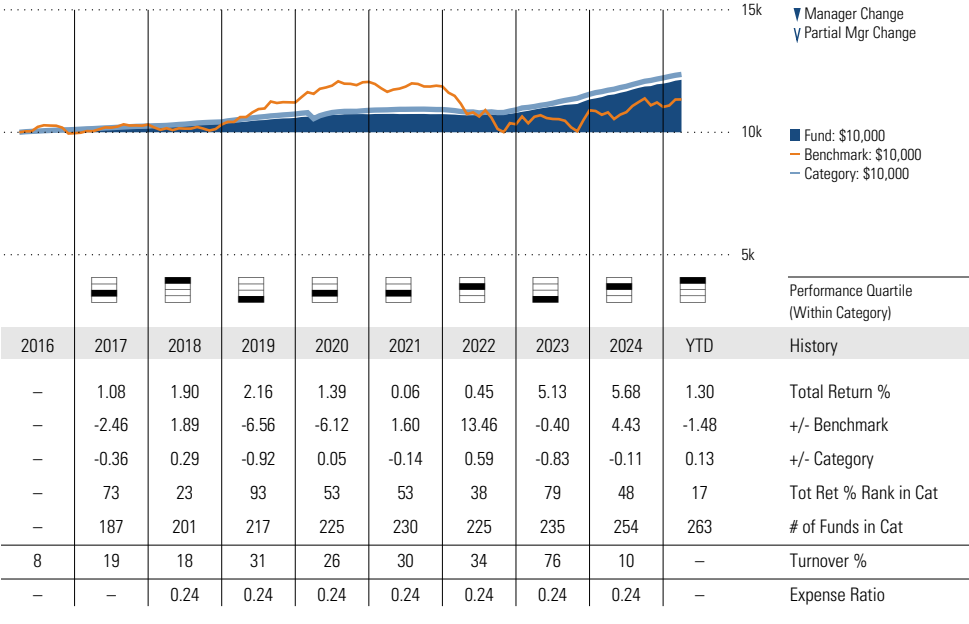
Quantitative Screens

- Performance:** The fund has finished in the Ultrashort Bond category's top three quartiles in 6 of the 8 years it's been in existence.
- Management:** The fund's management has been in place for 27.74 years.
- Style Consistency is not calculated for Fixed Income funds.
- Net Expense:** The fund's expense ratio of 0.24 is 38.46% lower than the Ultrashort Bond category average.

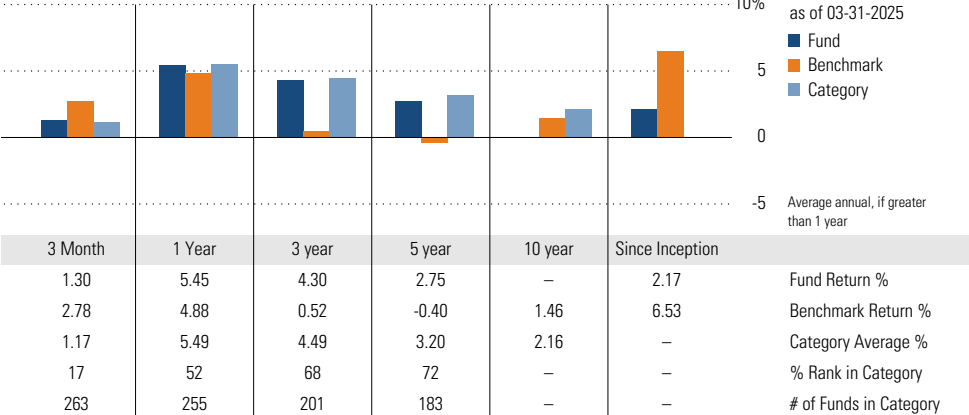
Morningstar Investment Management LLC Analysis

This fund passes all of Morningstar Investment Management's quantitative screens. Morningstar Investment Management has also assessed the fund from a qualitative perspective and, as a fiduciary, is comfortable recommending the fund's use in retirement plans.

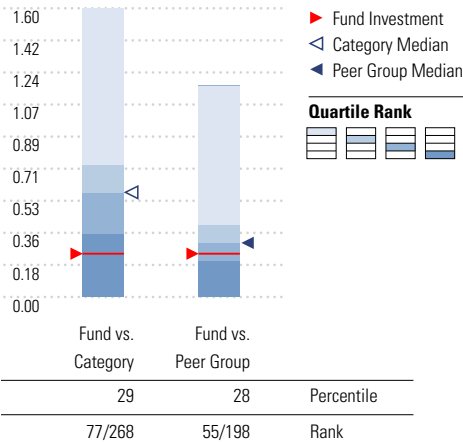
Growth of \$10,000



Trailing Performance



Net Expense



Peer group is a subset of the category and includes funds with the same management style (active vs. passive) and similar share class characteristics.

3-Year Risk Metrics

	Fund	Bmark	Cat
Alpha	4.15	–	4.34
Beta	0.08	–	0.08
R-Squared	58.08	–	35.61
Standard Deviation	0.83	7.67	1.06
Sharpe Ratio	-0.46	-0.49	-0.27
Tracking Error	7.06	–	7.10
Information Ratio	0.54	–	0.56
Up Capture Ratio	26.56	–	26.02
Down Capture Ratio	-11.71	–	-14.04

Portfolio Metrics

	Fund	Bmark	Cat
Avg Eff Duration	0.89	4.43	0.99
Avg Eff Maturity	–	–	2.01



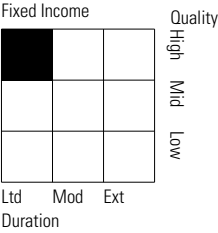
Federated Hermes Govt Ultrashort R6 FGULX

Morningstar Category  
Ultrashort Bond

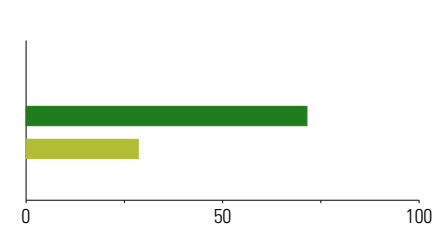
Morningstar Index  
Bloomberg US Agg Bond TR USD

Style Analysis as of 03-31-2025

Style Breakdown



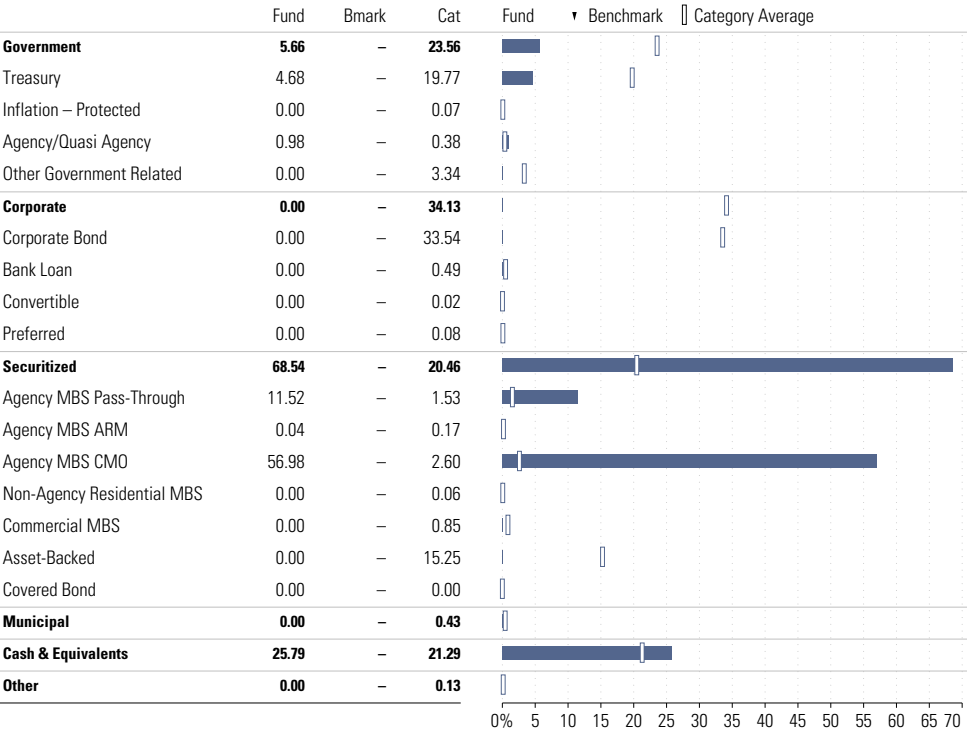
Asset Allocation as of 03-31-2025



Asset Class	Net %	Cat%
US Stocks	0.00	-0.02
Non-US Stocks	0.00	4.79
Bonds	71.46	62.73
Cash	28.54	32.27
Other	0.00	0.24
Total	100.00	100.00

Sector Weighting as of 03-31-2025

Credit Rating Breakdown	Fund	Bmark	Cat
AAA	100.00	3.53	28.15
AA	0.00	74.59	17.53
A	0.00	10.82	27.08
BBB	0.00	8.32	18.36
BB	0.00	0.28	1.34
B	0.00	0.00	0.59
Below B	0.00	0.00	0.15
Not Rated	0.00	2.46	6.79



Top 10 Holdings as of 03-31-2025

Name	Maturity Date	% Net Asset	Cumulative %	Fixed Income Sector
⊕ Hsbc Repo 4 Repo	04-2025	8.64	8.64	—
⊕ Bank Of Montreal 6 Repo	04-2025	8.64	17.27	—
⊕ Repo Bank America Repo	04-2025	7.51	24.79	—
⊖ Government National Mortgage Association 5.17436%	10-2054	2.60	27.39	—
⊖ FEDERAL HOME LN MTG CORP MULTICLASS MTG PARTN CTFS GTD 5.01268%	04-2033	2.49	29.88	—
⊖ Government National Mortgage Association 5.19436%	03-2054	2.46	32.33	—
⊕ FEDERAL HOME LN MTG CORP MULTICLASS MTG PARTN CTFS GTD 4.91268%	01-2035	2.22	34.55	—
⊖ Government National Mortgage Association 5.39436%	08-2053	2.21	36.75	—
FEDERAL HOME LN MTG CORP MULTICLASS MTG PARTN CTFS GTD 4.91268%	12-2032	2.04	38.80	—
⊖ Government National Mortgage Association 5.12871%	01-2073	2.00	40.80	—

Total Holdings 231

⊕ Increase ⊖ Decrease ✱ New to Portfolio



Vanguard 500 Index Admiral VFIAX

Morningstar Category Large Blend  
Morningstar Index S&P 500 TR USD

Portfolio Manager(s)

Michelle Louie since 11-2017  
Nick Birkett since 08-2023  
Aaron Choi since 08-2023  
Aur lie Denis since 02-2025

Quantitative Screens

- Performance: The fund has finished in the Large Blend category's top three quartiles in 10 of the 10 years it's been in existence.
- Management: The fund's management has been in place for 7.34 years.
- Style: The fund has landed in its primary style box — Large Blend — 77.14 % of the time over the past three years.
- Net Expense: The fund's expense ratio of 0.04 is 94.44% lower than the Large Blend category average.

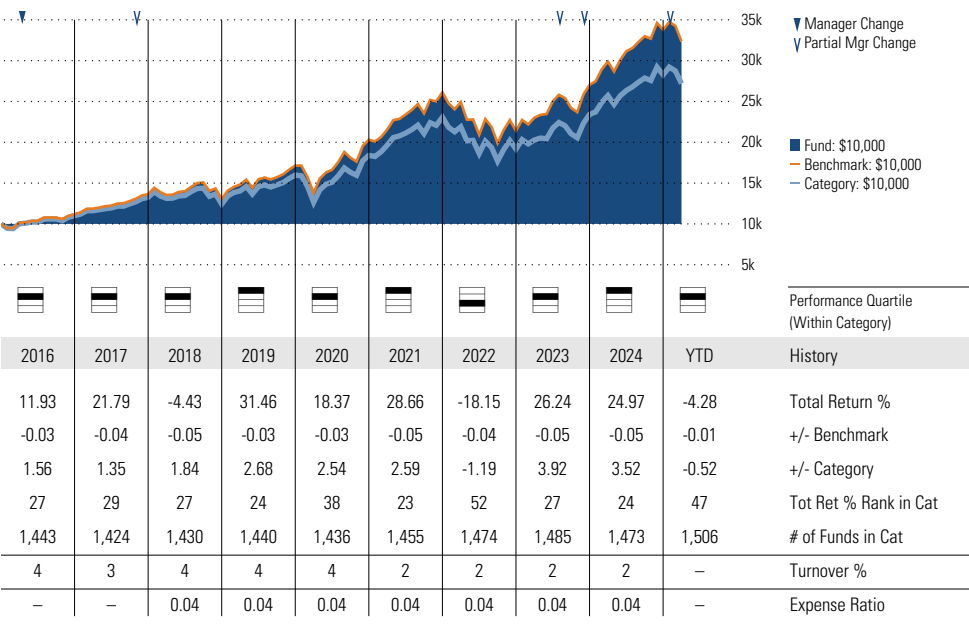
Morningstar Investment Management LLC Analysis

This fund passes all of Morningstar Investment Management's quantitative screens. Morningstar Investment Management has also assessed the fund from a qualitative perspective and, as a fiduciary, is comfortable recommending the fund's use in retirement plans.

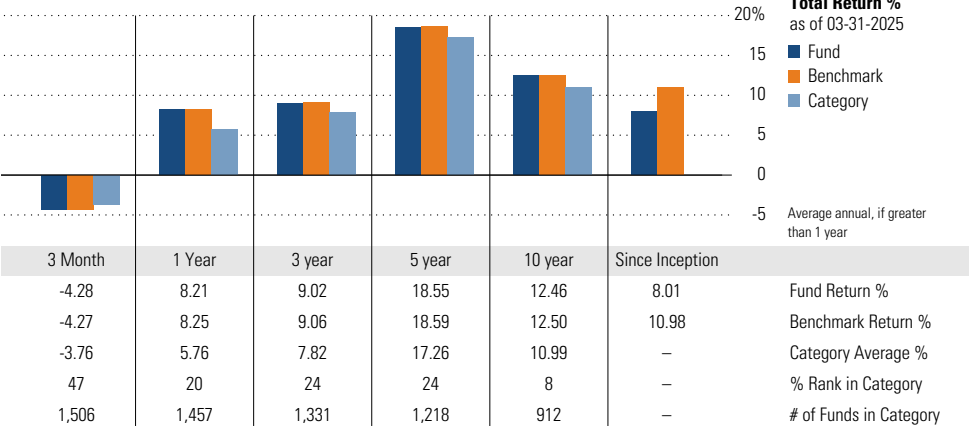
ESG Metrics

Metric	Rating	Updated
Sustainability Rating	3	02-28-2025
Carbon Risk Score	Low Risk	12-31-2022
ESG Commitment	1-Low	02-15-2022

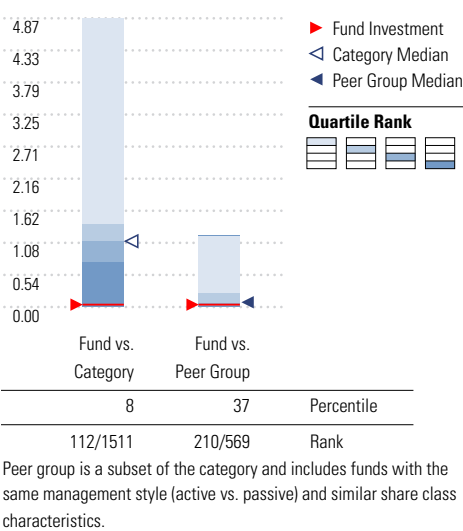
Growth of \$10,000



Trailing Performance



Net Expense



3-Year Risk Metrics

	Fund	Bmark	Cat
Alpha	-0.04	—	-0.78
Beta	1.00	—	0.95
R-Squared	100.00	—	94.91
Standard Deviation	17.31	17.31	16.86
Sharpe Ratio	0.33	0.33	0.25
Tracking Error	0.00	—	3.52
Information Ratio	-12.56	—	-1.23
Up Capture Ratio	99.91	—	93.86
Down Capture Ratio	100.07	—	97.30

Portfolio Metrics

	Fund	Bmark	Cat
Price/Earnings Ratio	24.92	24.90	24.63
Price/Book Ratio	4.51	4.50	4.55
Geom Avg Mkt Cap \$B	313.18	312.90	391.45
ROE	33.60	33.58	31.26



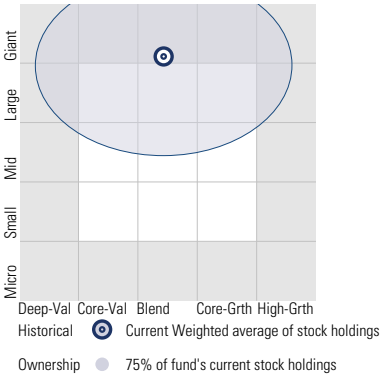
# Vanguard 500 Index Admiral VFIAX

Morningstar Category  
Large Blend

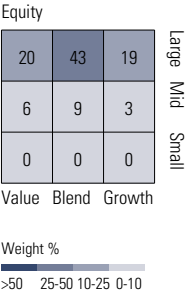
Morningstar Index  
S&P 500 TR USD

## Style Analysis as of 03-31-2025

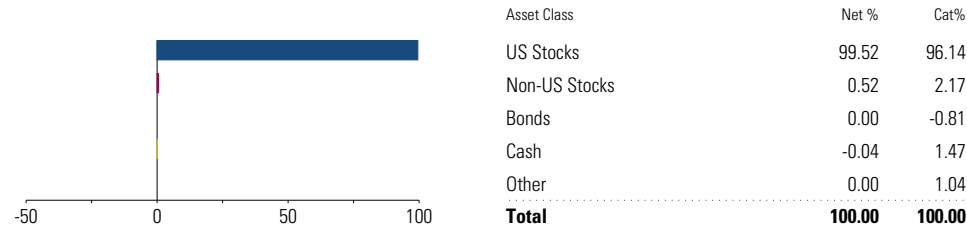
Morningstar Style Box™



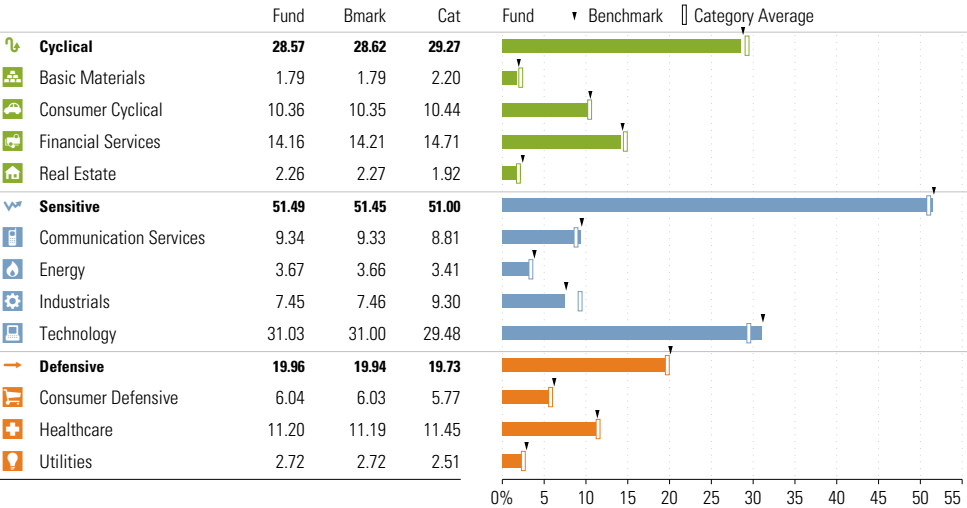
### Style Breakdown



## Asset Allocation as of 03-31-2025



## Sector Weighting as of 03-31-2025



## Top 15 Holdings as of 03-31-2025

Name	% Net Asset	Cumulative %	YTD Return %	Morningstar Sector
⊖ Apple Inc	7.03	7.03	-11.20	Technology
⊕ Microsoft Corp	5.88	12.90	-10.74	Technology
⊕ NVIDIA Corp	5.59	18.49	-19.29	Technology
⊕ Amazon.com Inc	3.78	22.27	-13.28	Consumer Cyclical
⊕ Meta Platforms Inc Class A	2.66	24.93	-1.47	Communication Svc
⊕ Berkshire Hathaway Inc Class B	2.06	26.98	17.49	Financial Services
⊕ Alphabet Inc Class A	1.90	28.88	-18.20	Communication Svc
⊕ Broadcom Inc	1.65	30.54	-27.53	Technology
⊖ Alphabet Inc Class C	1.56	32.09	-17.86	Communication Svc
⊕ Tesla Inc	1.53	33.62	-35.83	Consumer Cyclical
⊖ JPMorgan Chase & Co	1.44	35.06	2.85	Financial Services
⊕ Eli Lilly and Co	1.37	36.43	7.18	Healthcare
⊖ Visa Inc Class A	1.27	37.70	11.08	Financial Services
⊖ Exxon Mobil Corp	1.09	38.79	11.48	Energy
⊕ UnitedHealth Group Inc	1.01	39.80	3.95	Healthcare

Total Holdings 508

⊕ Increase ⊖ Decrease ✱ New to Portfolio



# Vanguard Developed Markets Index Admiral VTMGX

Morningstar Category  
Foreign Large Blend

Morningstar Index  
MSCI ACWI Ex USA NR USD

Portfolio Manager(s)

Christine Franquin since 02-2013  
Michael Perre since 11-2017  
Nicole Brubaker since 02-2025

Quantitative Screens

- Performance:** The fund has finished in the Foreign Large Blend category's top three quartiles in 10 of the 10 years it's been in existence.
- Management:** The fund's management has been in place for 12.11 years.
- Style:** The fund has landed in its primary style box — Large Blend — 100 % of the time over the past three years.
- Net Expense:** The fund's expense ratio of 0.05 is 93.83% lower than the Foreign Large Blend category average.

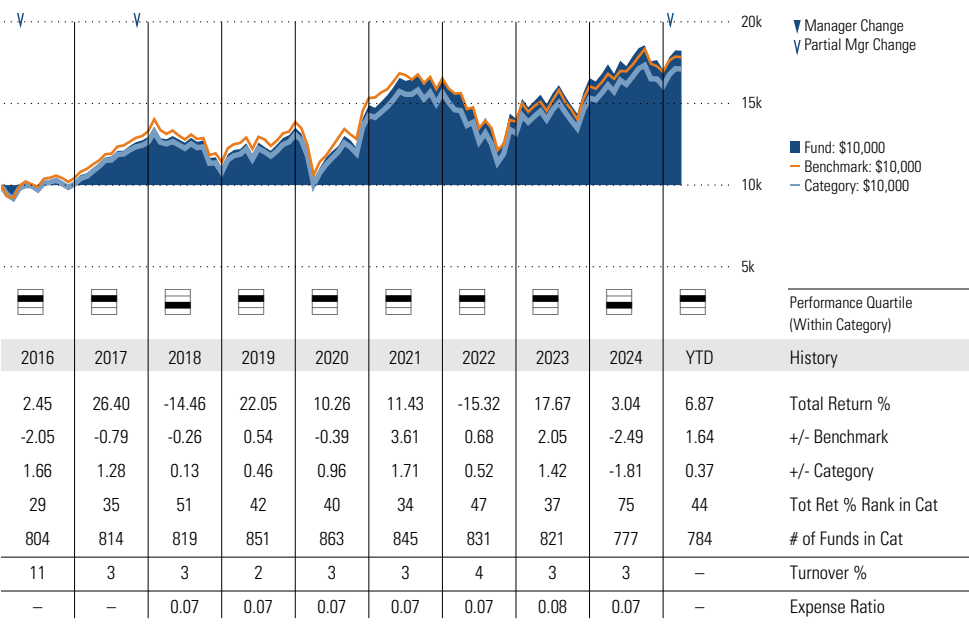
Morningstar Investment Management LLC Analysis

This fund passes all of Morningstar Investment Management's quantitative screens. Morningstar Investment Management has also assessed the fund from a qualitative perspective and, as a fiduciary, is comfortable recommending the fund's use in retirement plans.

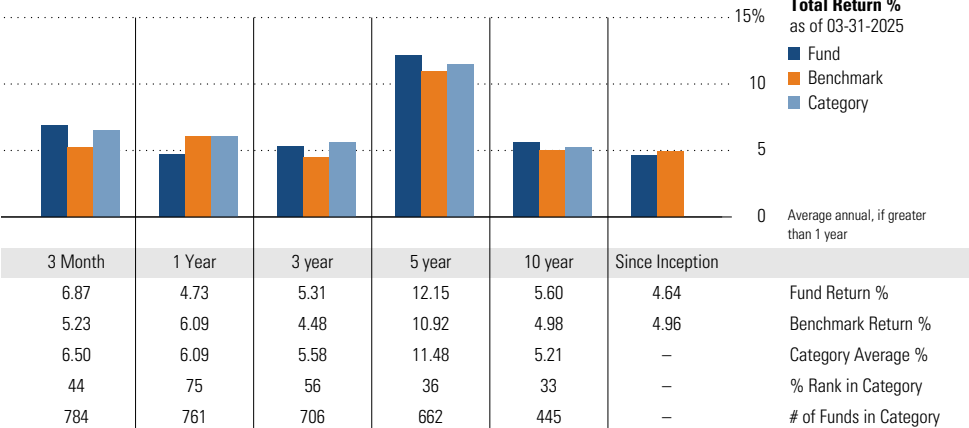
ESG Metrics

Metric	Rating	Updated
Sustainability Rating	3	02-28-2025
Carbon Risk Score	Low Risk	12-31-2022
ESG Commitment	1-Low	02-15-2022

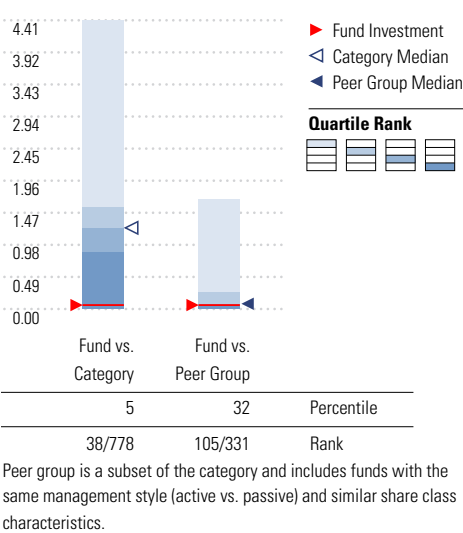
Growth of \$10,000



Trailing Performance



Net Expense



3-Year Risk Metrics

	Fund	Bmark	Cat
Alpha	0.60	—	0.96
Beta	1.09	—	1.02
R-Squared	95.85	—	93.11
Standard Deviation	17.95	16.18	17.14
Sharpe Ratio	0.12	0.07	0.13
Tracking Error	3.91	—	4.47
Information Ratio	0.21	—	0.23
Up Capture Ratio	115.59	—	108.08
Down Capture Ratio	114.34	—	104.96

Portfolio Metrics

	Fund	Bmark	Cat
Price/Earnings Ratio	15.49	15.62	16.00
Price/Book Ratio	1.63	1.81	1.89
Geom Avg Mkt Cap \$B	34.26	53.01	62.24
ROE	15.19	16.46	17.44

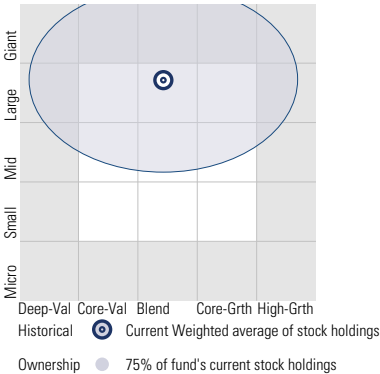


Vanguard Developed Markets Index Admiral VTMGX

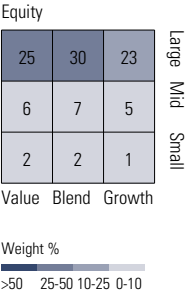
Morningstar Category Foreign Large Blend  
Morningstar Index MSCI ACWI Ex USA NR USD

Style Analysis as of 03-31-2025

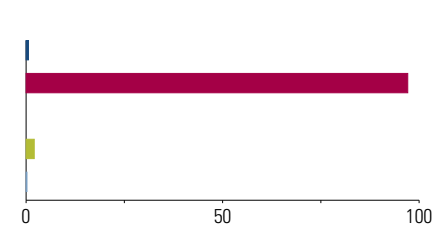
Morningstar Style Box™



Style Breakdown

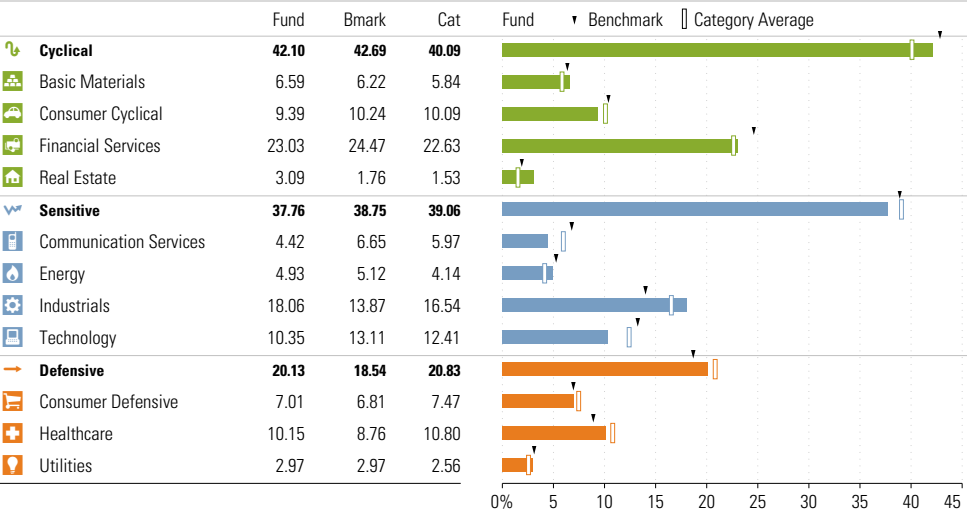


Asset Allocation as of 03-31-2025

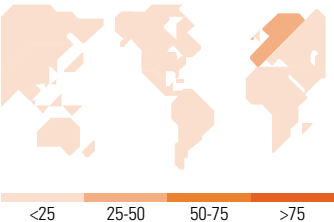


Asset Class	Net %	Cat%
US Stocks	97.11	3.80
Non-US Stocks	0.60	93.46
Bonds	0.00	0.70
Cash	2.07	0.91
Other	0.22	1.14
<b>Total</b>	<b>100.00</b>	<b>100.00</b>

Sector Weighting as of 03-31-2025



World Regions % Equity 03-31-2025



Greater Asia	Fund % 34.67	Cat % 35.03	Americas	Fund % 10.70	Cat % 9.26	Greater Europe	Fund % 54.64	Cat % 55.71	Market Maturity	Fund %
Japan	21.30	18.34	North America	10.66	8.21	United Kingdom	12.27	13.63	Developed Markets	99.06
Australasia	6.40	4.37	Central/Latin	0.04	1.05	W euro-ex UK	41.13	40.93	Emerging Markets	0.94
Asia-4 Tigers	6.58	6.63				Emrgng Europe	0.51	0.11	Not Available	0.00
Asia-ex 4 Tigers	0.39	5.69				Africa	0.73	1.04		
Not Classified	0.00	0.00								

Top 10 Holdings as of 03-31-2025

Name	% Net Asset	Cumulative %	YTD Return %	Morningstar Sector
⊕ Slibbh1142	1.84	1.84	—	—
⊕ SAP SE	1.25	3.09	—	Technology
⊕ Nestle SA	1.10	4.19	—	Consumer Defensive
⊖ ASML Holding NV	1.09	5.28	—	Technology
⊕ Roche Holding AG	0.96	6.24	—	Healthcare
⊖ Shell PLC	0.94	7.17	—	Energy
⊕ AstraZeneca PLC	0.93	8.11	—	Healthcare
⊖ Novartis AG Registered Shares	0.93	9.04	—	Healthcare
⊕ Novo Nordisk AS Class B	0.93	9.96	—	Healthcare
⊕ Toyota Motor Corp	0.87	10.83	—	Consumer Cyclical

Total Holdings 3888

⊕ Increase ⊖ Decrease ✱ New to Portfolio



# Vanguard Emerging Mkts Stock Idx Adm VEMAX

Morningstar Category

Diversified Emerging Mkts

Morningstar Index

MSCI EM NR USD

Portfolio Manager(s)

Michael Perre since 08-2008  
Jeffrey Miller since 02-2016  
John Kraynak since 02-2025

Quantitative Screens

- ✓

Performance:

The fund has finished in the Diversified Emerging Mkts category's top three quartiles in 10 of the 10 years it's been in existence.
- ✓

Management:

The fund's management has been in place for 16.6 years.
- ✓

Style:

The fund has landed in its primary style box — Large Blend — 100 % of the time over the past three years.
- ✓

Net Expense:

The fund's expense ratio of 0.13 is 88.18% lower than the Diversified Emerging Mkts category average.

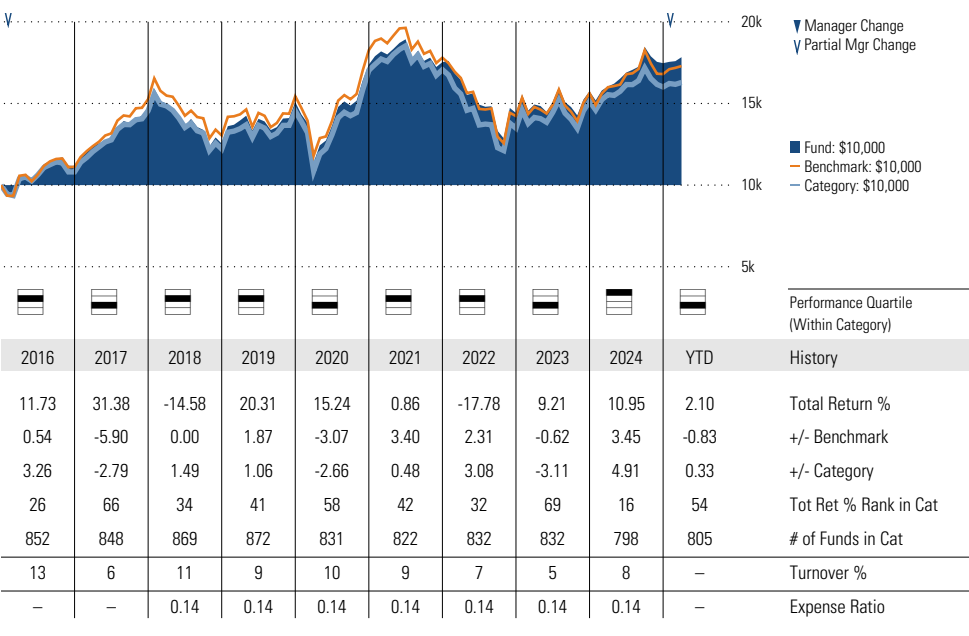
Morningstar Investment Management LLC Analysis

This fund passes all of Morningstar Investment Management's quantitative screens. Morningstar Investment Management has also assessed the fund from a qualitative perspective and, as a fiduciary, is comfortable recommending the fund's use in retirement plans.

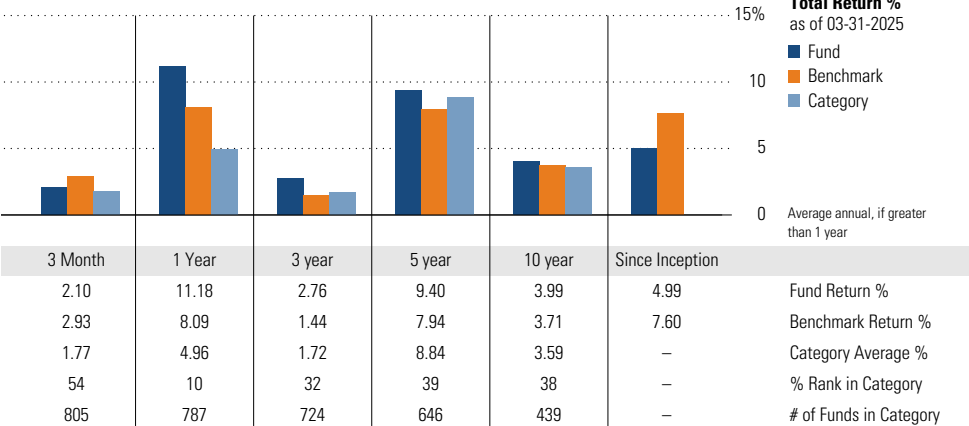
ESG Metrics

Metric	Rating	Updated
Sustainability Rating	2	02-28-2025
Carbon Risk Score	Medium Risk	12-31-2022
ESG Commitment	1-Low	02-15-2022

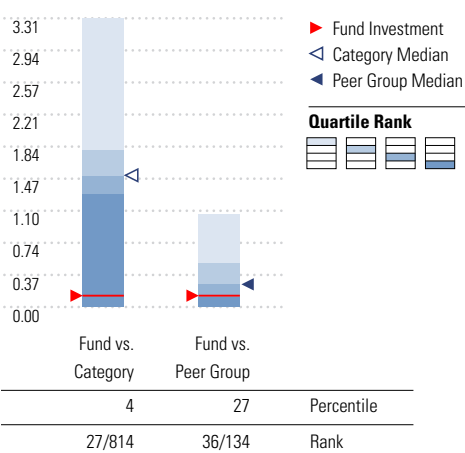
Growth of \$10,000



Trailing Performance



Net Expense



Peer group is a subset of the category and includes funds with the same management style (active vs. passive) and similar share class characteristics.

3-Year Risk Metrics

	Fund	Bmark	Cat
Alpha	1.32	—	0.14
Beta	0.90	—	0.92
R-Squared	97.39	—	88.55
Standard Deviation	16.08	17.59	17.27
Sharpe Ratio	-0.03	-0.09	-0.10
Tracking Error	3.12	—	5.75
Information Ratio	0.42	—	0.00
Up Capture Ratio	93.99	—	91.18
Down Capture Ratio	88.01	—	91.07

Portfolio Metrics

	Fund	Bmark	Cat
Price/Earnings Ratio	14.56	13.79	13.50
Price/Book Ratio	1.80	1.75	1.87
Geom Avg Mkt Cap \$B	28.84	49.09	56.61
ROE	16.70	17.45	19.33



# Vanguard Emerging Mkts Stock Idx Adm VEMAX

Morningstar Category

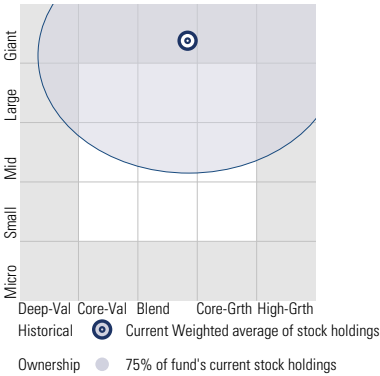
Diversified Emerging Mkts

Morningstar Index

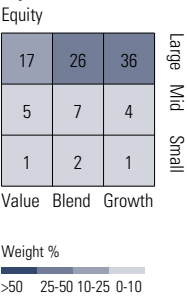
MSCI EM NR USD

## Style Analysis as of 03-31-2025

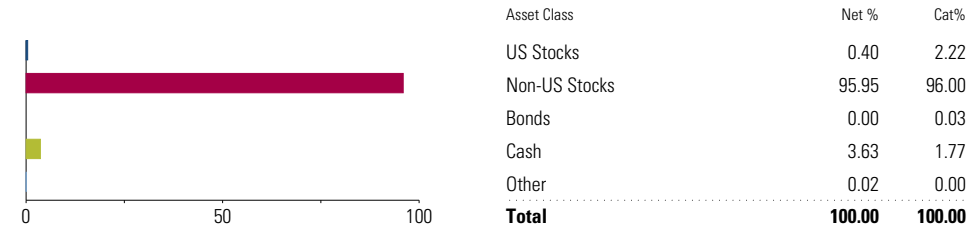
Morningstar Style Box™



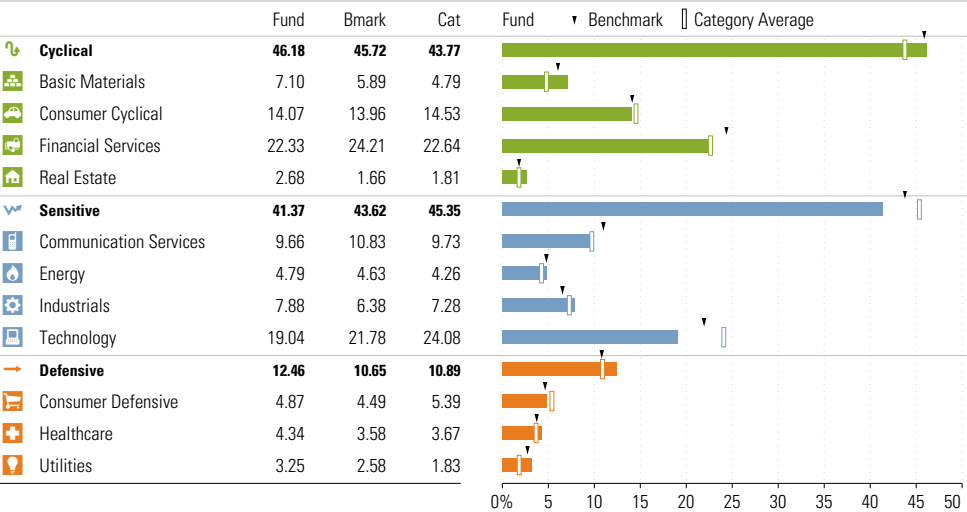
## Style Breakdown




## Asset Allocation as of 03-31-2025



## Sector Weighting as of 03-31-2025



## World Regions % Equity 03-31-2025



## Top 10 Holdings as of 03-31-2025

Name	% Net Asset	Cumulative %	YTD Return %	Morningstar Sector
⊖ Taiwan Semiconductor Manufacturing Co Ltd	7.50	7.50	—	Technology
⊖ Tencent Holdings Ltd	4.35	11.85	—	Communication Svc
⊖ Alibaba Group Holding Ltd Ordinary Shares	3.11	14.96	65.44	Consumer Cyclical
⊕ Slcmt1142	1.93	16.90	—	—
⊖ Mktliq 12/31/2049	1.44	18.33	—	—
⊖ HDFC Bank Ltd	1.33	19.66	—	Financial Services
⊖ Meituan Class B	1.23	20.89	—	Consumer Cyclical
⊕ Xiaomi Corp Class B	1.20	22.09	—	Technology
⊖ Reliance Industries Ltd	1.10	23.19	—	Energy
⊖ PDD Holdings Inc ADR	0.93	24.11	22.02	Consumer Cyclical

Total Holdings 4999

⊕ Increase ⊖ Decrease ✱ New to Portfolio



# Vanguard Growth Index Admiral VIGAX

Morningstar Category  
Large Growth

Morningstar Index  
Russell 1000 Growth TR USD

## Portfolio Manager(s)

Gerard O'Reilly since 12-1994  
Walter Nejman since 04-2016  
Aaron Choi since 02-2025  
Jena Stenger since 02-2025

## Quantitative Screens

- Performance:** The fund has finished in the Large Growth category's top three quartiles in 10 of the 10 years it's been in existence.
- Management:** The fund's management has been in place for 30.27 years.
- Style:** The fund has landed in its primary style box — Large Growth — 100 % of the time over the past three years.
- Net Expense:** The fund's expense ratio of 0.05 is 94.51% lower than the Large Growth category average.

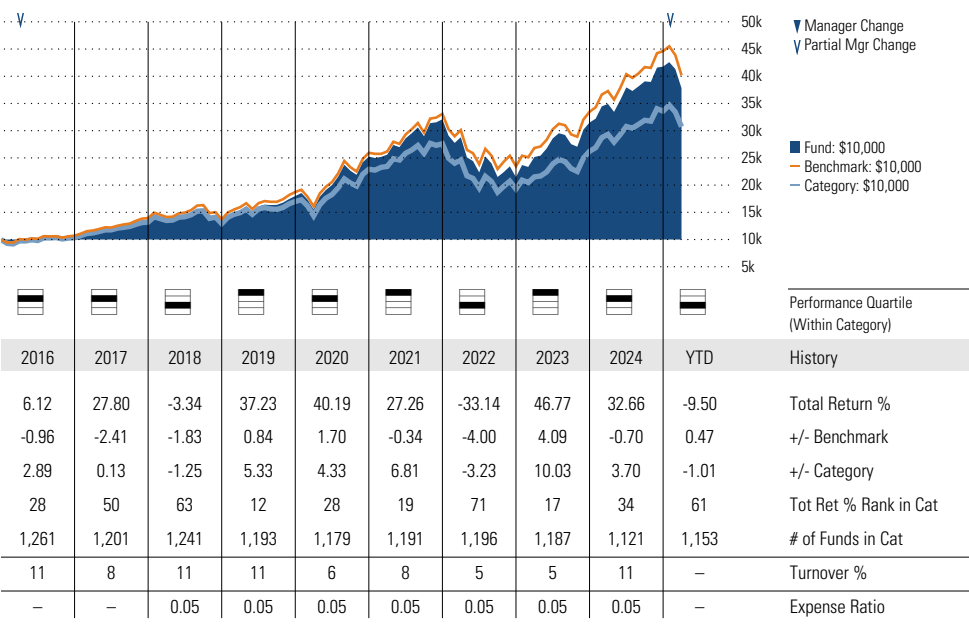
## Morningstar Investment Management LLC Analysis

This fund passes all of Morningstar Investment Management's quantitative screens. Morningstar Investment Management has also assessed the fund from a qualitative perspective and, as a fiduciary, is comfortable recommending the fund's use in retirement plans.

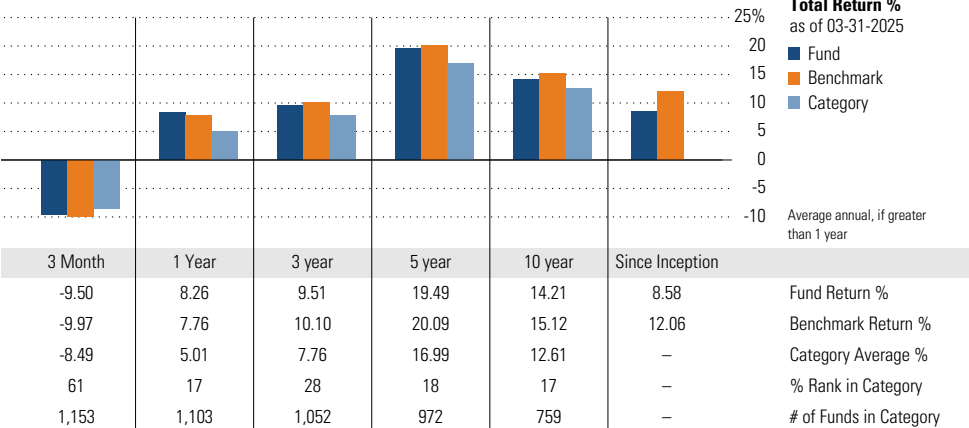
## ESG Metrics

Metric	Rating	Updated
Sustainability Rating	3	02-28-2025
Carbon Risk Score	Low Risk	12-31-2022
ESG Commitment	1-Low	02-15-2022

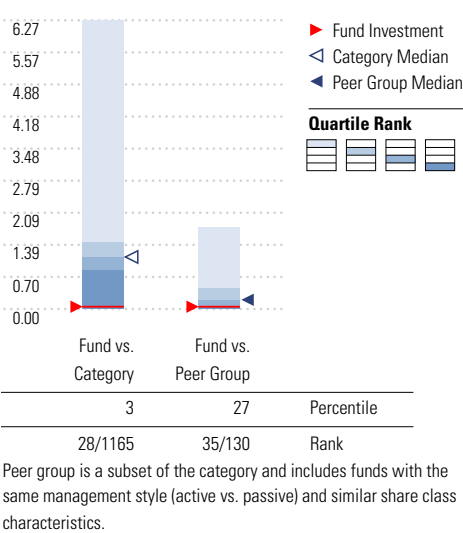
## Growth of \$10,000



## Trailing Performance



## Net Expense



## 3-Year Risk Metrics

	Fund	Bmark	Cat
Alpha	-0.97	—	-2.14
Beta	1.06	—	1.00
R-Squared	99.29	—	93.04
Standard Deviation	21.77	20.48	21.40
Sharpe Ratio	0.32	0.35	0.24
Tracking Error	2.20	—	5.61
Information Ratio	-0.27	—	-0.50
Up Capture Ratio	102.86	—	97.12
Down Capture Ratio	105.89	—	105.25

## Portfolio Metrics

	Fund	Bmark	Cat
Price/Earnings Ratio	33.73	31.44	32.02
Price/Book Ratio	10.15	10.77	8.55
Geom Avg Mkt Cap \$B	598.42	628.18	490.16
ROE	41.71	44.98	37.38

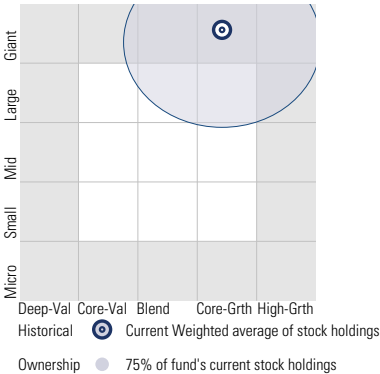


# Vanguard Growth Index Admiral VIGAX

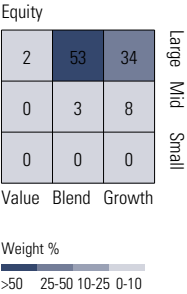
Morningstar Category  
Large Growth

Morningstar Index  
Russell 1000 Growth TR USD

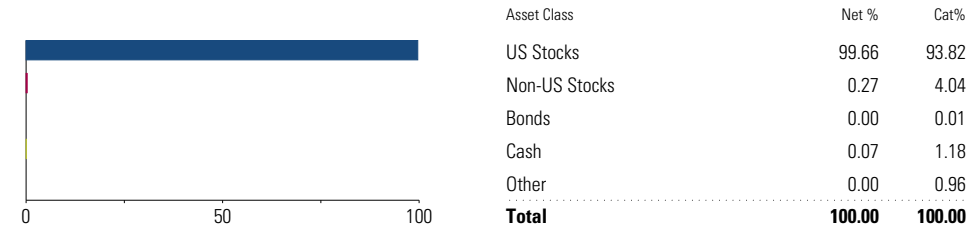
Style Analysis as of 03-31-2025  
Morningstar Style Box™



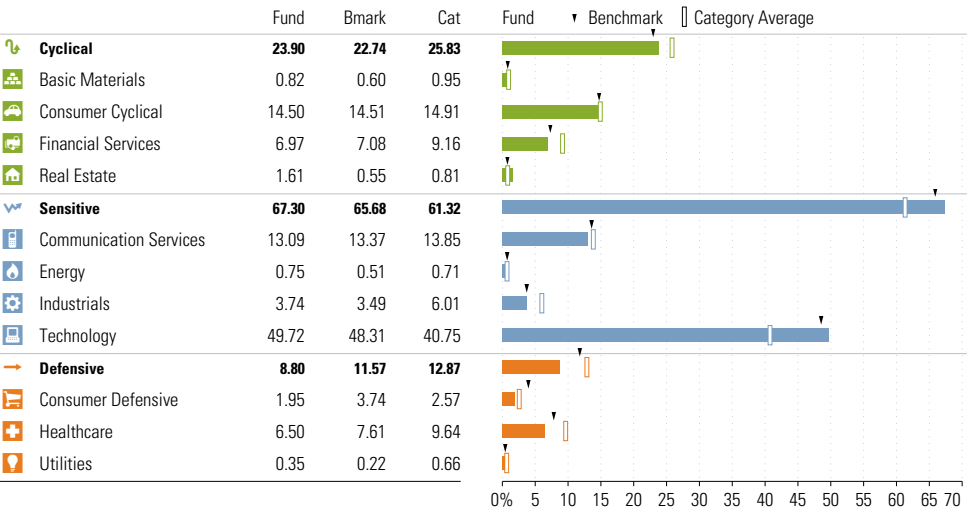
Style Breakdown



Asset Allocation as of 03-31-2025



Sector Weighting as of 03-31-2025



Top 15 Holdings as of 03-31-2025

Name	% Net Asset	Cumulative %	YTD Return %	Morningstar Sector
⊖ Apple Inc	12.42	12.42	-11.20	Technology
⊖ Microsoft Corp	10.29	22.71	-10.74	Technology
⊖ NVIDIA Corp	9.20	31.91	-19.29	Technology
⊖ Amazon.com Inc	6.50	38.42	-13.28	Consumer Cyclical
⊖ Meta Platforms Inc Class A	4.34	42.76	-1.47	Communication Svc
⊕ Alphabet Inc Class A	3.22	45.98	-18.20	Communication Svc
⊕ Broadcom Inc	3.06	49.04	-27.53	Technology
⊕ Tesla Inc	2.77	51.81	-35.83	Consumer Cyclical
⊕ Eli Lilly and Co	2.75	54.56	7.18	Healthcare
⊕ Alphabet Inc Class C	2.61	57.17	-17.86	Communication Svc
⊕ Visa Inc Class A	2.30	59.47	11.08	Financial Services
⊖ Mastercard Inc Class A	1.75	61.23	4.24	Financial Services
⊕ Costco Wholesale Corp	1.65	62.87	3.35	Consumer Defensive
⊕ Netflix Inc	1.57	64.44	4.62	Communication Svc
⊕ Salesforce Inc	0.97	65.41	-19.73	Technology

Total Holdings 169

⊕ Increase ⊖ Decrease ✱ New to Portfolio



# Vanguard Inflation-Protected Secs Adm VAIPX

Morningstar Category  
Inflation-Protected Bond

Morningstar Index  
Bloomberg US Treasury US TIPS TR USD

Portfolio Manager(s)

John Madziyire since 11-2021

Quantitative Screens

- ✔ **Performance:** The fund has finished in the Inflation-Protected Bond category's top three quartiles in 10 of the 10 years it's been in existence.
- ✔ **Management:** The fund's management has been in place for 3.39 years.

Style Consistency is not calculated for Fixed Income funds.

- ✔ **Net Expense:** The fund's expense ratio of 0.1 is 85.07% lower than the Inflation-Protected Bond category average.

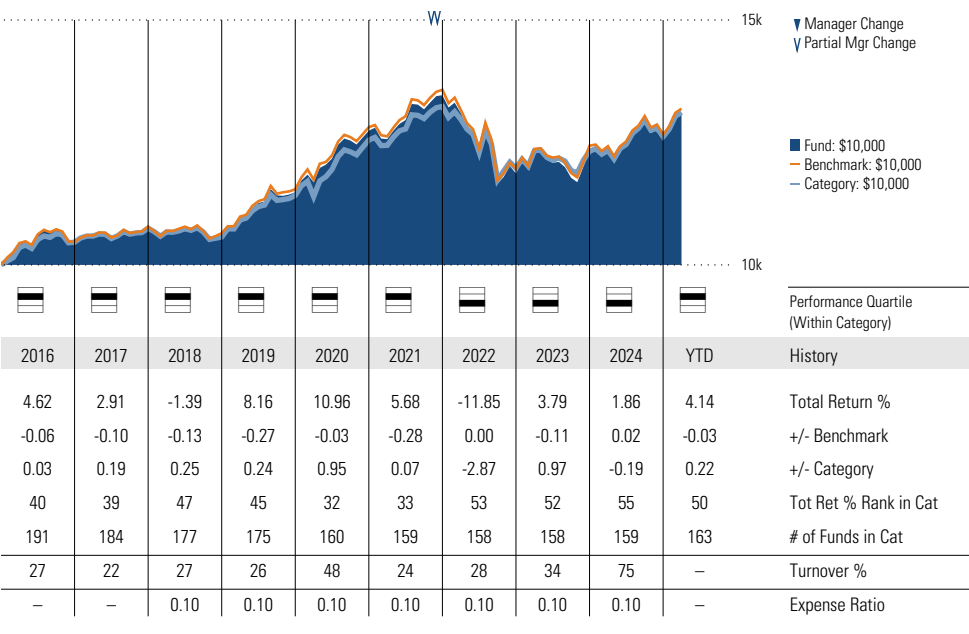
Morningstar Investment Management LLC Analysis

This fund passes all of Morningstar Investment Management's quantitative screens. Morningstar Investment Management has also assessed the fund from a qualitative perspective and, as a fiduciary, is comfortable recommending the fund's use in retirement plans.

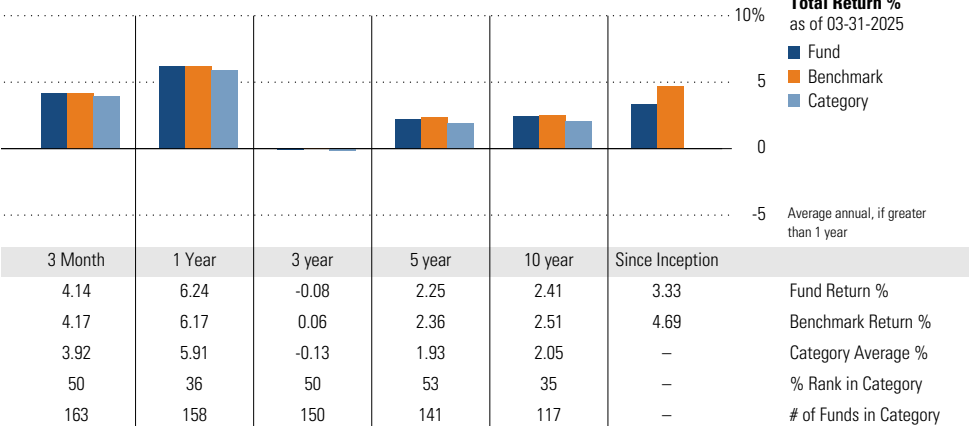
ESG Metrics

Metric	Rating	Updated
Sustainability Rating	3	02-28-2025

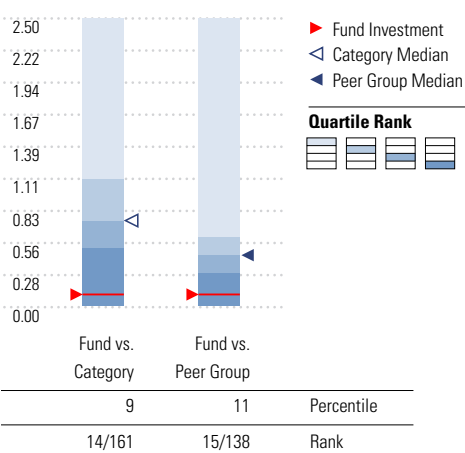
Growth of \$10,000



Trailing Performance



Net Expense



Peer group is a subset of the category and includes funds with the same management style (active vs. passive) and similar share class characteristics.

3-Year Risk Metrics

	Fund	Bmark	Cat
Alpha	-0.14	—	-0.23
Beta	1.00	—	1.01
R-Squared	99.82	—	96.76
Standard Deviation	7.23	7.23	7.89
Sharpe Ratio	-0.61	-0.59	-0.60
Tracking Error	0.30	—	1.63
Information Ratio	-0.46	—	-0.48
Up Capture Ratio	100.16	—	99.78
Down Capture Ratio	101.56	—	102.69

Portfolio Metrics

	Fund	Bmark	Cat
Avg Eff Duration	6.76	4.52	6.66
Avg Eff Maturity	7.50	—	7.57

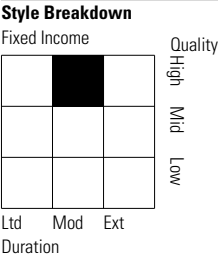


# Vanguard Inflation-Protected Secs Adm VAIPX

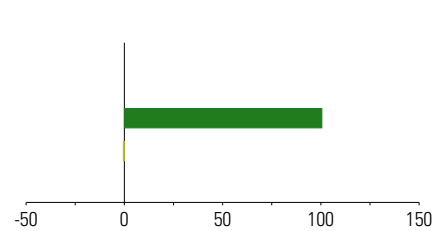
Morningstar Category  
Inflation-Protected Bond

Morningstar Index  
Bloomberg US Treasury US TIPS TR USD

Style Analysis as of 03-31-2025

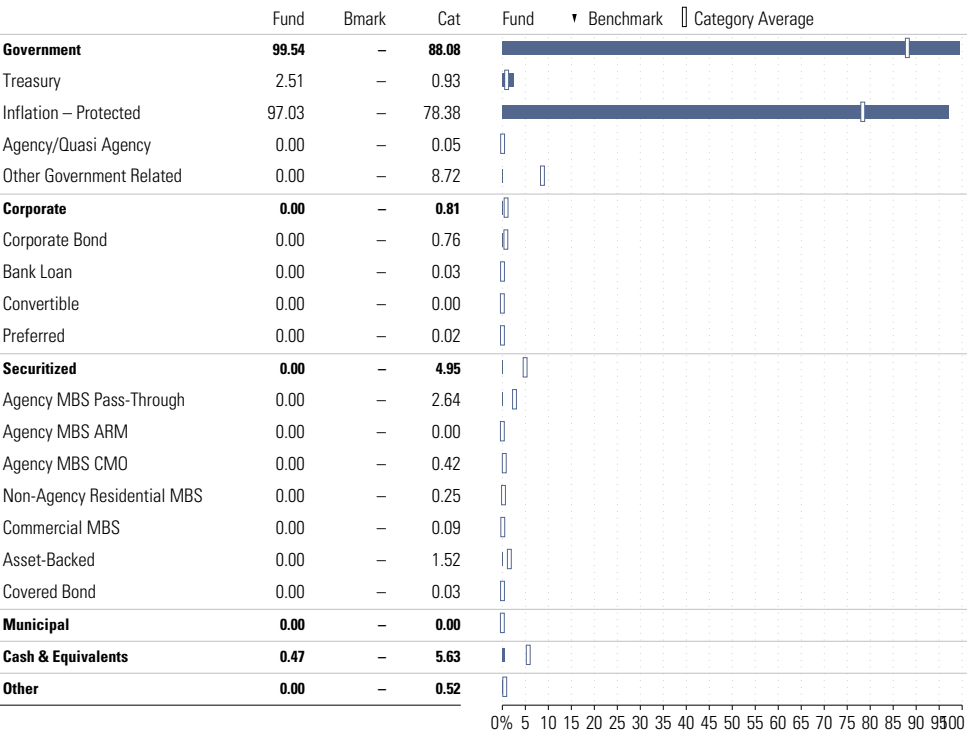


Asset Allocation as of 03-31-2025



Credit Rating Breakdown	Fund	Bmark	Cat
AAA	99.96	0.00	29.99
AA	0.00	99.60	65.02
A	0.00	0.00	0.66
BBB	0.00	0.00	1.13
BB	0.00	0.00	0.31
B	0.00	0.00	0.09
Below B	-0.02	0.00	0.11
Not Rated	0.06	0.40	2.69

Sector Weighting as of 03-31-2025



Top 10 Holdings as of 03-31-2025

Name	Maturity Date	% Net Asset	Cumulative %	Fixed Income Sector
⊕ United States Treasury Notes	—	4.87	4.87	—
⊕ United States Treasury Notes	—	3.99	8.86	—
⊖ United States Treasury Notes	—	3.74	12.60	—
⊖ United States Treasury Notes	—	3.47	16.07	—
⊖ United States Treasury Notes	—	3.47	19.54	—
⊖ United States Treasury Notes	—	3.47	23.01	—
⊖ United States Treasury Notes	—	3.42	26.43	—
⊕ United States Treasury Notes	—	3.38	29.80	—
⊖ United States Treasury Notes	—	3.30	33.10	—
⊖ United States Treasury Notes	—	3.26	36.35	—

Total Holdings 60

⊕ Increase ⊖ Decrease ✱ New to Portfolio



# Vanguard Mid Cap Index Admiral VIMAX

Morningstar Category  
Mid-Cap Blend

Morningstar Index  
Russell Mid Cap TR USD

Portfolio Manager(s)

Aur lie Denis since 02-2023  
Aaron Choi since 08-2023  
Kenny Narzikul since 02-2025

Quantitative Screens

- Performance: The fund has finished in the Mid-Cap Blend category's top three quartiles in 9 of the 10 years it's been in existence.
- Management: The fund's management team has been in place for less than three years.
- Style: The fund has landed in its primary style box — Mid-Cap Blend — 100 % of the time over the past three years.
- Net Expense: The fund's expense ratio of 0.05 is 93.83% lower than the Mid-Cap Blend category average.

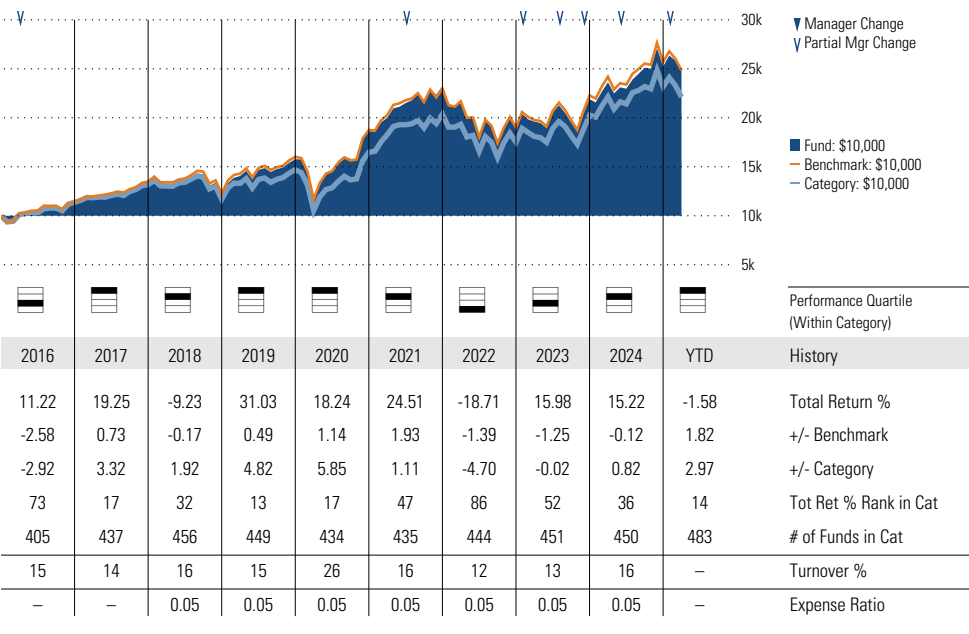
Morningstar Investment Management LLC Analysis

This fund fails the manager tenure screen due to the retirement of a long-serving manager. Since this is a team-managed index fund, we are not concerned about the change.

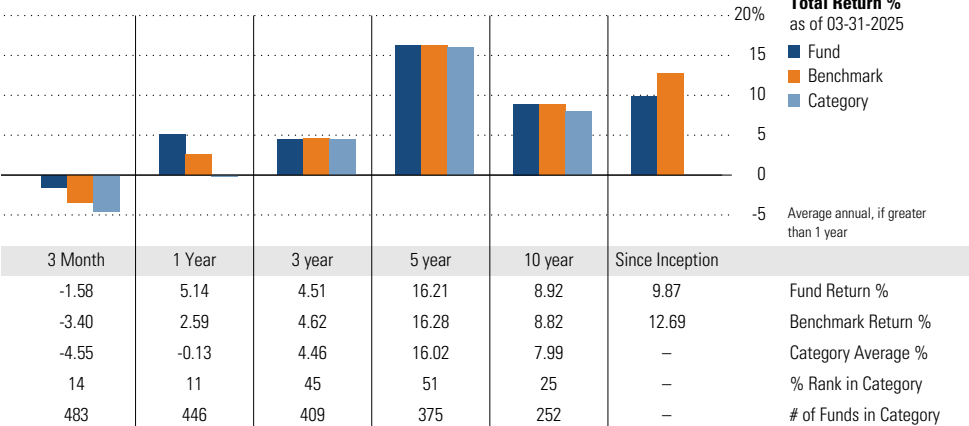
ESG Metrics

Metric	Rating	Updated
Sustainability Rating	4	02-28-2025
Carbon Risk Score	Medium Risk	12-31-2022
ESG Commitment	1-Low	02-15-2022

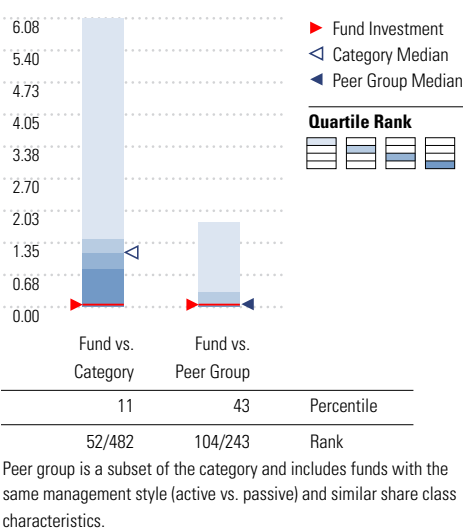
Growth of \$10,000



Trailing Performance



Net Expense



3-Year Risk Metrics

	Fund	Bmark	Cat
Alpha	-0.02	—	-0.49
Beta	0.97	—	0.97
R-Squared	99.59	—	94.74
Standard Deviation	19.54	20.11	20.12
Sharpe Ratio	0.09	0.10	0.07
Tracking Error	1.40	—	4.65
Information Ratio	-0.08	—	-0.25
Up Capture Ratio	96.56	—	97.52
Down Capture Ratio	96.56	—	99.63

Portfolio Metrics

	Fund	Bmark	Cat
Price/Earnings Ratio	21.39	20.34	19.65
Price/Book Ratio	2.96	2.74	2.73
Geom Avg Mkt Cap \$B	34.06	21.75	13.83
ROE	20.87	19.03	20.33



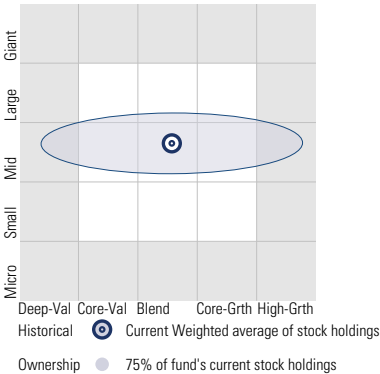
# Vanguard Mid Cap Index Admiral VIMAX

Morningstar Category  
Mid-Cap Blend

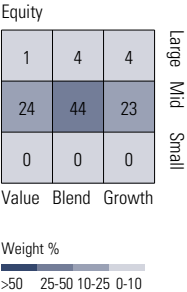
Morningstar Index  
Russell Mid Cap TR USD

Style Analysis as of 03-31-2025

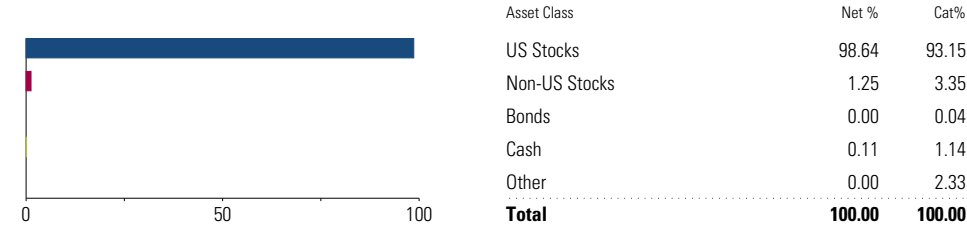
Morningstar Style Box™



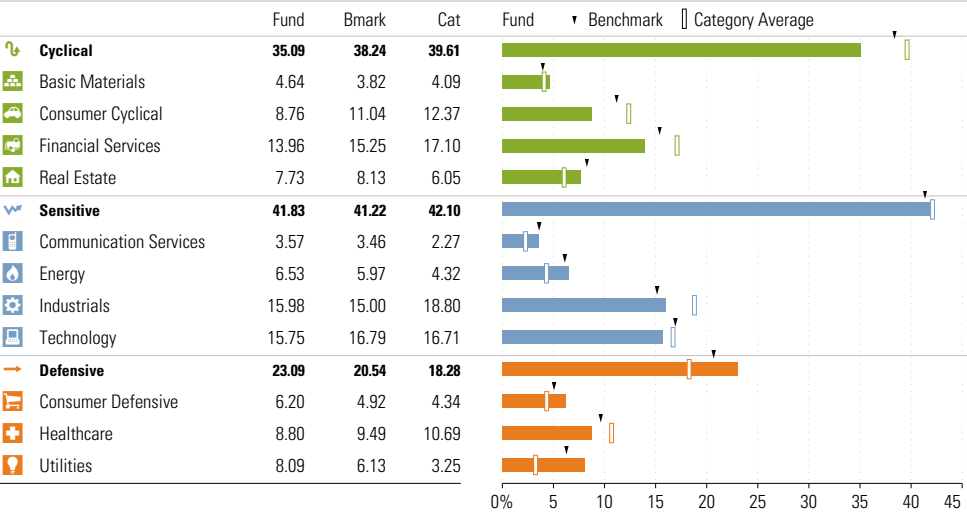
Style Breakdown



Asset Allocation as of 03-31-2025



Sector Weighting as of 03-31-2025



Top 15 Holdings as of 03-31-2025

Name	% Net Asset	Cumulative %	YTD Return %	Morningstar Sector
⊕ Arthur J. Gallagher & Co	1.08	1.08	21.86	Financial Services
⊕ Amphenol Corp Class A	0.98	2.06	-5.32	Technology
⊖ TransDigm Group Inc	0.91	2.97	9.15	Industrials
⊖ Motorola Solutions Inc	0.90	3.87	-5.05	Technology
⊖ Constellation Energy Corp	0.78	4.65	—	Utilities
⊕ ONEOK Inc	0.76	5.41	-0.15	Energy
⊖ DoorDash Inc Ordinary Shares - Class A	0.74	6.15	8.95	Communication Svc
⊕ CRH PLC	0.73	6.88	-4.52	Basic Materials
⊖ Allstate Corp	0.68	7.55	7.93	Financial Services
⊖ Newmont Corp	0.67	8.22	30.39	Basic Materials
⊖ Howmet Aerospace Inc	0.65	8.87	18.71	Industrials
⊖ Carrier Global Corp Ordinary Shares	0.64	9.51	-7.12	Industrials
⊕ Realty Income Corp	0.64	10.15	10.10	Real Estate
⊖ PACCAR Inc	0.63	10.78	-6.08	Industrials
⊖ Waste Connections Inc	0.62	11.40	13.94	Industrials

Total Holdings 310

⊕ Increase ⊖ Decrease ✱ New to Portfolio



Vanguard Real Estate Index Admiral VGSLX

Morningstar Category  
Real Estate

Morningstar Index  
S&P United States REIT TR USD

Portfolio Manager(s)

Gerard O'Reilly since 05-1996  
Walter Nejman since 05-2016  
Chris Nieves since 02-2025  
Jena Stenger since 02-2025

Quantitative Screens

- Performance:** The fund has finished in the Real Estate category's top three quartiles in 10 of the 10 years it's been in existence.
- Management:** The fund's management has been in place for 28.9 years.
- Style:** The fund has landed in its primary style box — Mid-Cap Blend — 91.43 % of the time over the past three years.
- Net Expense:** The fund's expense ratio of 0.13 is 88.39% lower than the Real Estate category average.

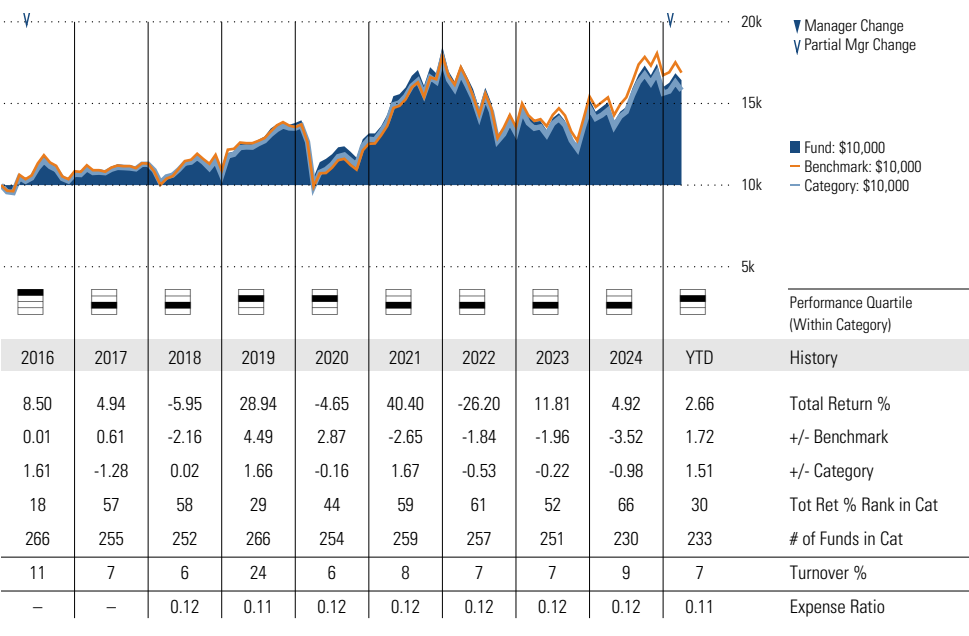
Morningstar Investment Management LLC Analysis

This fund passes all of Morningstar Investment Management's quantitative screens. Morningstar Investment Management has also assessed the fund from a qualitative perspective and, as a fiduciary, is comfortable recommending the fund's use in retirement plans.

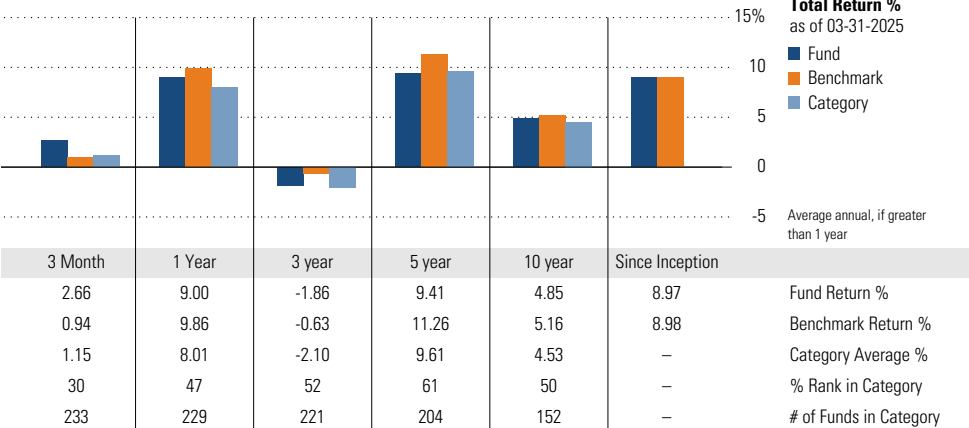
ESG Metrics

Metric	Rating	Updated
Sustainability Rating	2	02-28-2025
Carbon Risk Score	Low Risk	12-31-2022
ESG Commitment	1-Low	02-15-2022

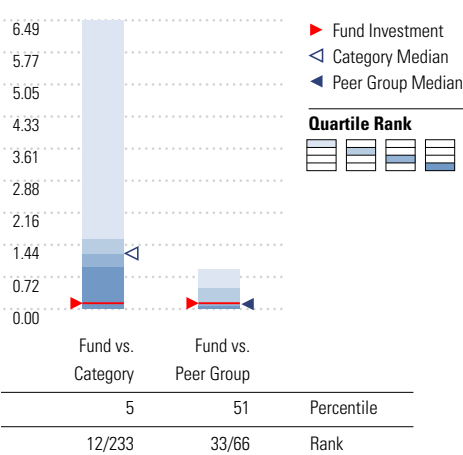
Growth of \$10,000



Trailing Performance



Net Expense



Peer group is a subset of the category and includes funds with the same management style (active vs. passive) and similar share class characteristics.

3-Year Risk Metrics

	Fund	Bmark	Cat
Alpha	-1.15	-	-1.50
Beta	1.02	-	0.97
R-Squared	98.47	-	94.62
Standard Deviation	21.07	20.48	20.30
Sharpe Ratio	-0.20	-0.15	-0.26
Tracking Error	2.65	-	4.07
Information Ratio	-0.46	-	-0.46
Up Capture Ratio	99.26	-	93.26
Down Capture Ratio	103.17	-	98.43

Portfolio Metrics

	Fund	Bmark	Cat
Price/Earnings Ratio	33.04	38.46	31.32
Price/Book Ratio	2.37	2.42	2.67
Geom Avg Mkt Cap \$B	26.11	9.35	36.55
ROE	13.36	9.56	18.98



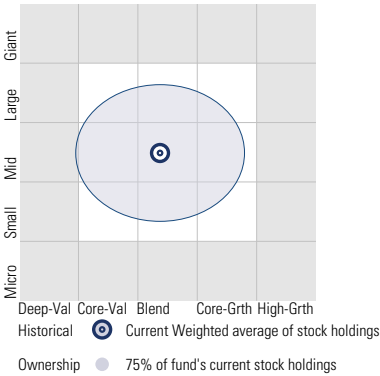
# Vanguard Real Estate Index Admiral VGSLX

Morningstar Category  
Real Estate

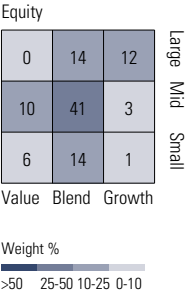
Morningstar Index  
S&P United States REIT TR USD

## Style Analysis as of 03-31-2025

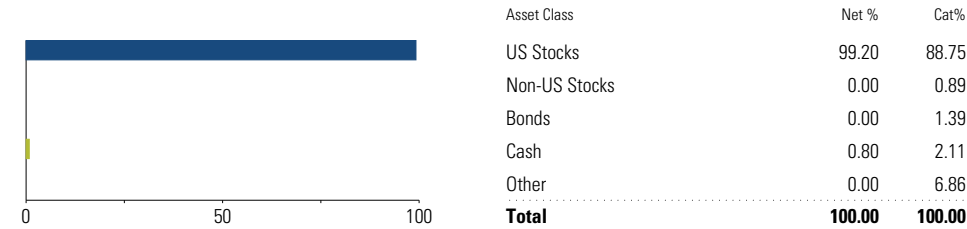
Morningstar Style Box™



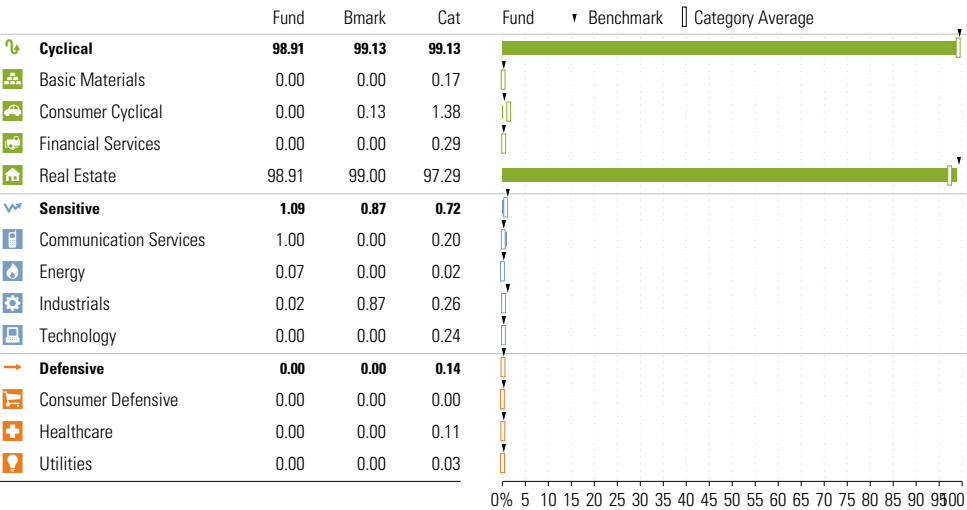
## Style Breakdown



## Asset Allocation as of 03-31-2025



## Sector Weighting as of 03-31-2025



## Top 15 Holdings as of 03-31-2025

Name	% Net Asset	Cumulative %	YTD Return %	Morningstar Sector
⊕ Vanguard Real Estate II Index	14.04	14.04	—	—
⊖ Prologis Inc	6.00	20.03	6.72	Real Estate
⊖ American Tower Corp	5.89	25.92	18.64	Real Estate
⊖ Welltower Inc	5.41	31.33	22.10	Real Estate
⊖ Equinix Inc	4.43	35.76	-13.03	Real Estate
⊖ Simon Property Group Inc	3.14	38.90	-2.34	Real Estate
⊖ Realty Income Corp	2.94	41.84	10.10	Real Estate
⊖ Digital Realty Trust Inc	2.75	44.59	-18.51	Real Estate
⊖ Public Storage	2.73	47.32	0.95	Real Estate
⊖ Crown Castle Inc	2.62	49.95	16.57	Real Estate
⊖ CBRE Group Inc Class A	2.32	52.26	-0.39	Real Estate
⊕ CoStar Group Inc	1.93	54.20	10.67	Real Estate
⊖ Extra Space Storage Inc	1.82	56.02	0.34	Real Estate
⊖ VICI Properties Inc Ordinary Shares	1.82	57.84	13.15	Real Estate
⊖ AvalonBay Communities Inc	1.77	59.61	-1.64	Real Estate

Total Holdings 162

⊕ Increase ⊖ Decrease ✱ New to Portfolio



# Vanguard Small Cap Growth Index Admiral VSGAX

Morningstar Category  
Small Growth  
Morningstar Index  
Russell 2000 Growth TR USD

## Portfolio Manager(s)

Gerard O'Reilly since 12-2004  
Nick Birkett since 02-2023  
Aaron Choi since 02-2025  
Kenny Narzikul since 02-2025

## Quantitative Screens

- Performance:** The fund has finished in the Small Growth category's top three quartiles in 10 of the 10 years it's been in existence.
- Management:** The fund's management has been in place for 20.26 years.
- Style:** The fund has landed in its primary style box — Small Growth — 100 % of the time over the past three years.
- Net Expense:** The fund's expense ratio of 0.07 is 93.91% lower than the Small Growth category average.

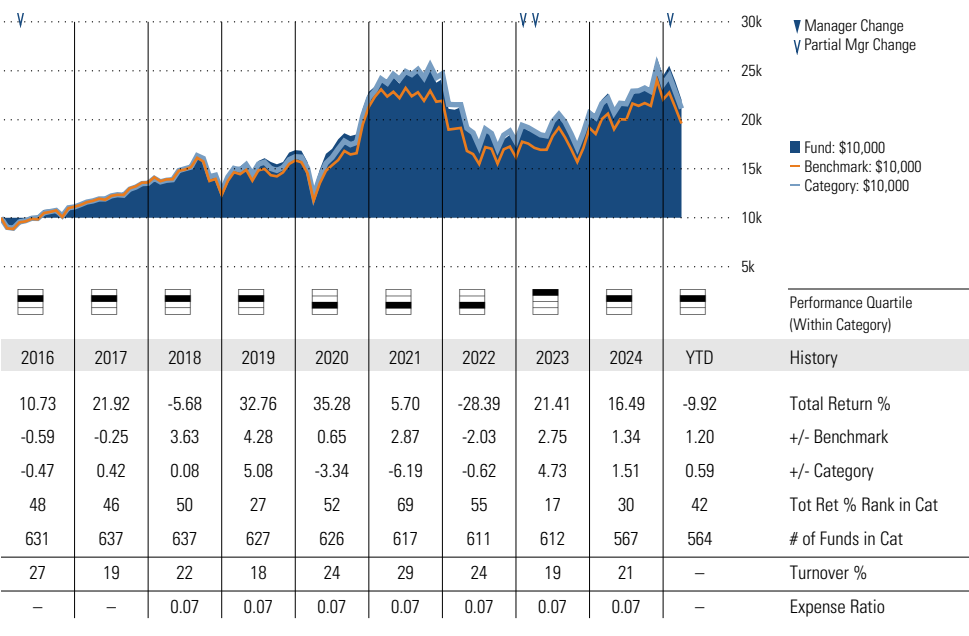
## Morningstar Investment Management LLC Analysis

This fund passes all of Morningstar Investment Management's quantitative screens. Morningstar Investment Management has also assessed the fund from a qualitative perspective and, as a fiduciary, is comfortable recommending the fund's use in retirement plans.

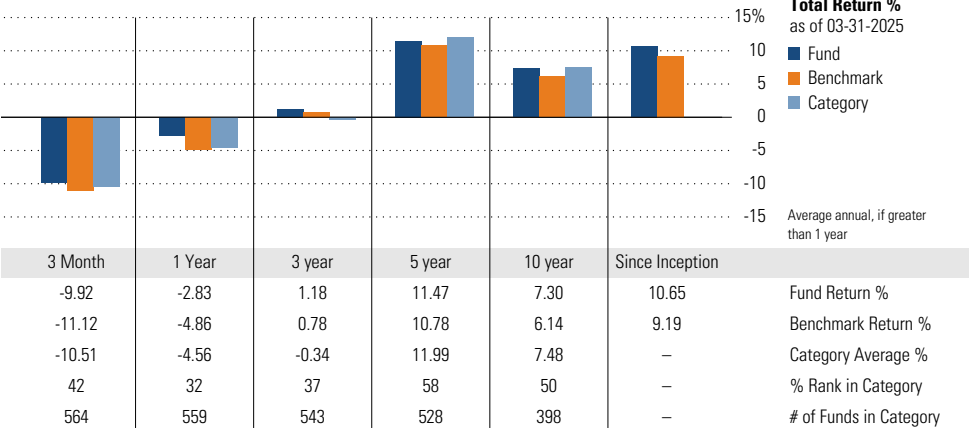
## ESG Metrics

Metric	Rating	Updated
Sustainability Rating	4	02-28-2025
Carbon Risk Score	Medium Risk	12-31-2022
ESG Commitment	1-Low	02-15-2022

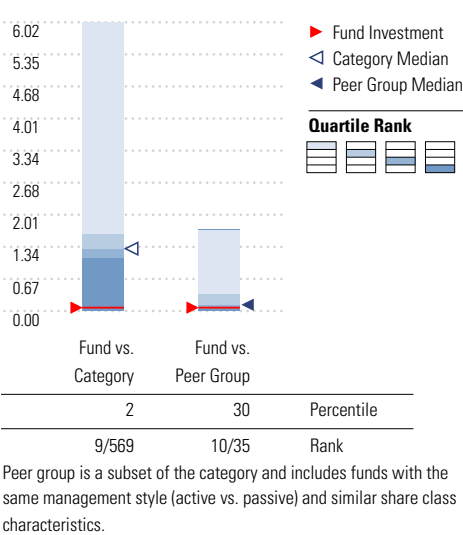
## Growth of \$10,000



## Trailing Performance



## Net Expense



## 3-Year Risk Metrics

	Fund	Bmark	Cat
Alpha	0.39	—	-1.19
Beta	0.96	—	0.91
R-Squared	96.98	—	92.36
Standard Deviation	23.14	23.85	22.78
Sharpe Ratio	-0.03	-0.04	-0.11
Tracking Error	4.16	—	6.68
Information Ratio	0.10	—	-0.16
Up Capture Ratio	97.12	—	89.63
Down Capture Ratio	96.06	—	93.62

## Portfolio Metrics

	Fund	Bmark	Cat
Price/Earnings Ratio	25.86	20.59	23.44
Price/Book Ratio	3.66	3.55	3.59
Geom Avg Mkt Cap \$B	7.38	3.15	6.19
ROE	11.65	9.46	11.69



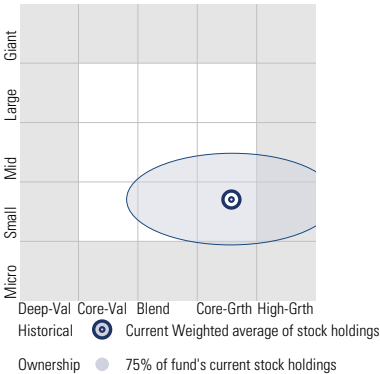
# Vanguard Small Cap Growth Index Admiral VSGAX

Morningstar Category  
Small Growth

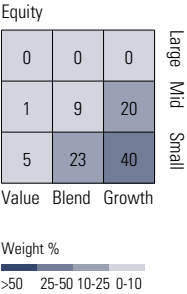
Morningstar Index  
Russell 2000 Growth TR USD

## Style Analysis as of 03-31-2025

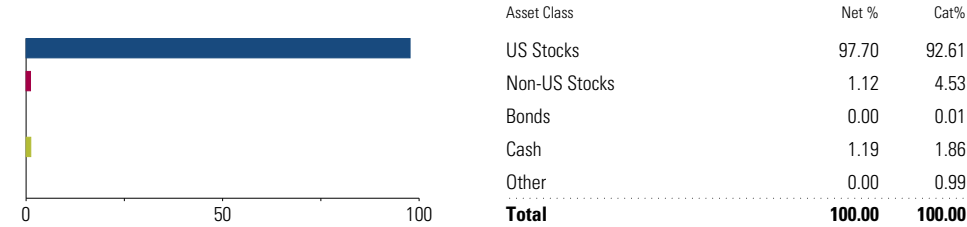
Morningstar Style Box™



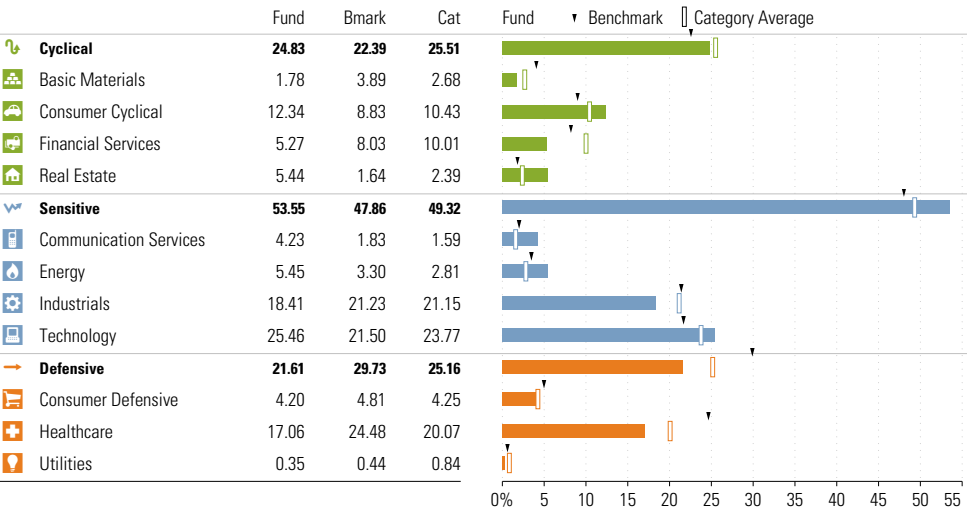
## Style Breakdown



## Asset Allocation as of 03-31-2025



## Sector Weighting as of 03-31-2025



## Top 15 Holdings as of 03-31-2025

Name	% Net Asset	Cumulative %	YTD Return %	Morningstar Sector
⊕ Slcmt1142	1.20	1.20	—	—
⊖ Liberty Media Corp Registered Shs Series -C- Formula One	0.79	1.99	-2.86	Communication Svc
⊖ RB Global Inc	0.76	2.75	11.64	Industrials
⊖ Lennox International Inc	0.74	3.49	-7.96	Industrials
⊖ Nutanix Inc Class A	0.73	4.22	14.11	Technology
⊖ Natera Inc	0.73	4.95	-10.67	Healthcare
⊖ PTC Inc	0.73	5.67	-15.73	Technology
⊖ Watsco Inc Ordinary Shares	0.73	6.40	7.83	Industrials
⊖ Deckers Outdoor Corp	0.70	7.10	-44.95	Consumer Cyclical
⊖ DocuSign Inc	0.68	7.77	-9.50	Technology
⊖ Casey's General Stores Inc	0.66	8.43	9.67	Consumer Cyclical
⊖ EQT Corp	0.66	9.09	16.22	Energy
⊖ Guidewire Software Inc	0.64	9.73	11.14	Technology
⊕ Toast Inc Class A	0.64	10.37	—	Technology
⊖ DraftKings Inc Ordinary Shares - Class A	0.63	11.01	-10.73	Consumer Cyclical

Total Holdings 581

⊕ Increase ⊖ Decrease ✱ New to Portfolio



# Vanguard Small Cap Value Index Admiral VSIAX

Morningstar Category  
Small Value  
Morningstar Index  
Russell 2000 Value TR USD

## Portfolio Manager(s)

Gerard O'Reilly since 04-2016  
Nick Birkett since 02-2023  
Kenny Narzikul since 02-2025  
Aaron Choi since 02-2025

## Quantitative Screens

- Performance:** The fund has finished in the Small Value category's top three quartiles in 10 of the 10 years it's been in existence.
- Management:** The fund's management has been in place for 8.93 years.
- Style:** The fund has landed in its primary style box — Small Value — 100 % of the time over the past three years.
- Net Expense:** The fund's expense ratio of 0.07 is 93.58% lower than the Small Value category average.

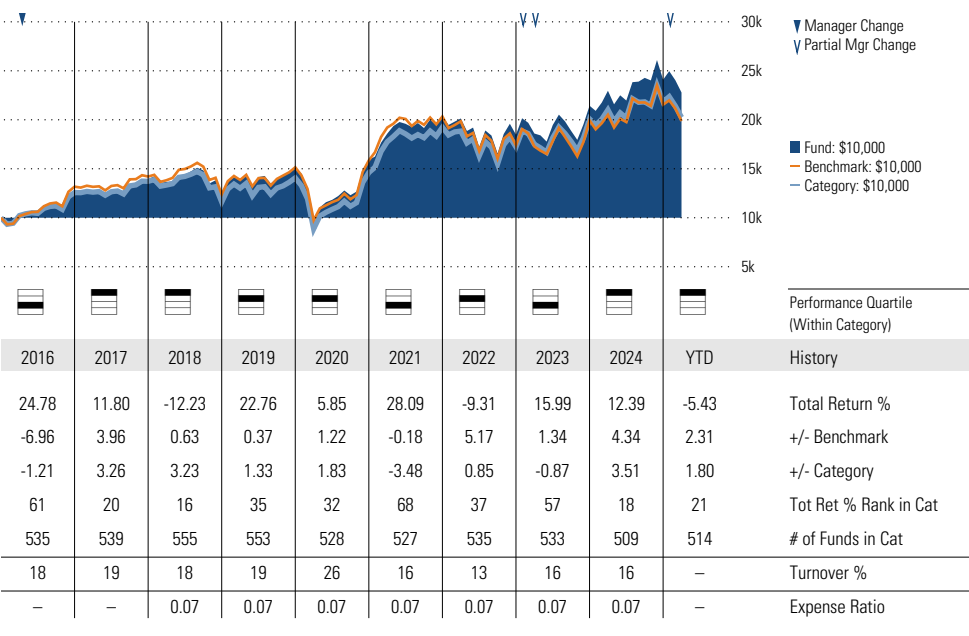
## Morningstar Investment Management LLC Analysis

This fund passes all of Morningstar Investment Management's quantitative screens. Morningstar Investment Management has also assessed the fund from a qualitative perspective and, as a fiduciary, is comfortable recommending the fund's use in retirement plans.

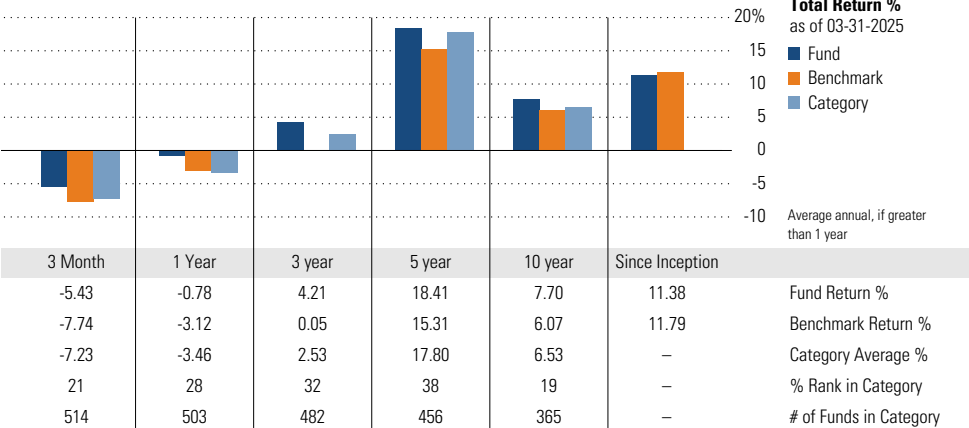
## ESG Metrics

Metric	Rating	Updated
Sustainability Rating	4	02-28-2025
Carbon Risk Score	Medium Risk	12-31-2022
ESG Commitment	1-Low	02-15-2022

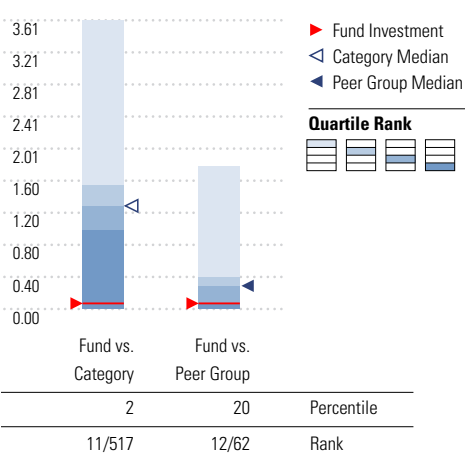
## Growth of \$10,000



## Trailing Performance



## Net Expense



Peer group is a subset of the category and includes funds with the same management style (active vs. passive) and similar share class characteristics.

## 3-Year Risk Metrics

	Fund	Bmark	Cat
Alpha	3.94	—	2.18
Beta	0.90	—	0.93
R-Squared	96.59	—	94.80
Standard Deviation	22.00	23.90	22.74
Sharpe Ratio	0.09	-0.07	0.01
Tracking Error	4.65	—	5.33
Information Ratio	0.89	—	0.42
Up Capture Ratio	98.75	—	97.16
Down Capture Ratio	87.45	—	91.10

## Portfolio Metrics

	Fund	Bmark	Cat
Price/Earnings Ratio	15.56	13.95	14.25
Price/Book Ratio	1.72	1.19	1.54
Geom Avg Mkt Cap \$B	6.60	2.07	5.17
ROE	13.56	4.52	11.05



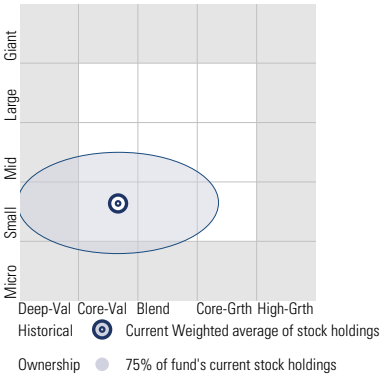
# Vanguard Small Cap Value Index Admiral VSIAX

Morningstar Category  
Small Value

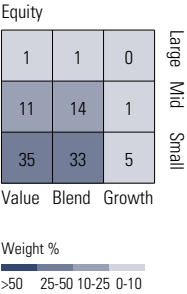
Morningstar Index  
Russell 2000 Value TR USD

Style Analysis as of 03-31-2025

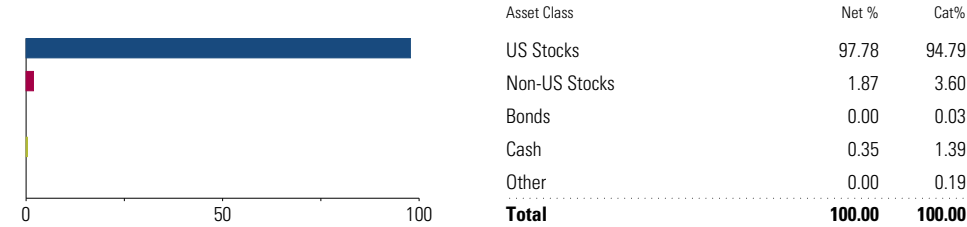
Morningstar Style Box™



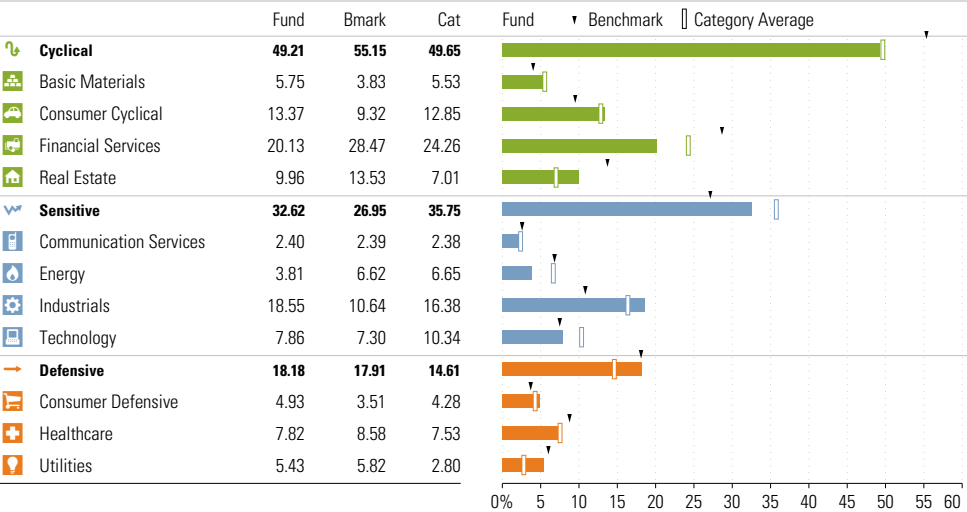
Style Breakdown



Asset Allocation as of 03-31-2025



Sector Weighting as of 03-31-2025



Top 15 Holdings as of 03-31-2025

Name	% Net Asset	Cumulative %	YTD Return %	Morningstar Sector
⊖ Atmos Energy Corp	0.74	0.74	11.62	Utilities
⊖ Smurfit WestRock PLC	0.71	1.44	-15.54	Consumer Cyclical
⊖ Slcmt1142	0.64	2.09	—	—
⊖ Williams-Sonoma Inc	0.59	2.67	-14.32	Consumer Cyclical
⊖ NRG Energy Inc	0.57	3.24	6.30	Utilities
⊖ First Citizens BancShares Inc Class A	0.53	3.77	-12.16	Financial Services
⊖ EMCOR Group Inc	0.51	4.27	-18.51	Industrials
⊖ Equitable Holdings Inc	0.48	4.75	10.94	Financial Services
⊖ Reliance Inc	0.47	5.22	7.68	Basic Materials
⊖ F5 Inc	0.46	5.69	5.89	Technology
⊖ Carlisle Companies Inc	0.46	6.14	-7.41	Industrials
⊖ US Foods Holding Corp	0.45	6.60	-2.96	Consumer Defensive
⊖ BJ's Wholesale Club Holdings Inc	0.45	7.05	27.70	Consumer Defensive
⊖ RPM International Inc	0.45	7.50	-5.58	Basic Materials
⊖ Tapestry Inc	0.44	7.94	8.31	Consumer Cyclical

Total Holdings 844

⊕ Increase ⊖ Decrease ✱ New to Portfolio



# Vanguard Target Retirement 2020 Fund VTWNX

Morningstar Category  
Target-Date 2020

Morningstar Index  
Morningstar Lifetime Mod 2020 TR USD

Portfolio Manager(s)

Walter Nejman since 02-2013  
Aur lie Denis since 02-2023  
Michael Roach since 02-2023  
Roger Aliaga-Diaz since 02-2023

Quantitative Screens

- Performance:** The fund has finished in the Target-Date 2020 category's top three quartiles in 10 of the 10 years it's been in existence.
- Management:** The fund's management has been in place for 12.11 years.
- Style:** The fund has landed in its primary style box — Large Blend — 100 % of the time over the past three years.
- Net Expense:** The fund's expense ratio of 0.08 is 84.62% lower than the Target-Date 2020 category average.

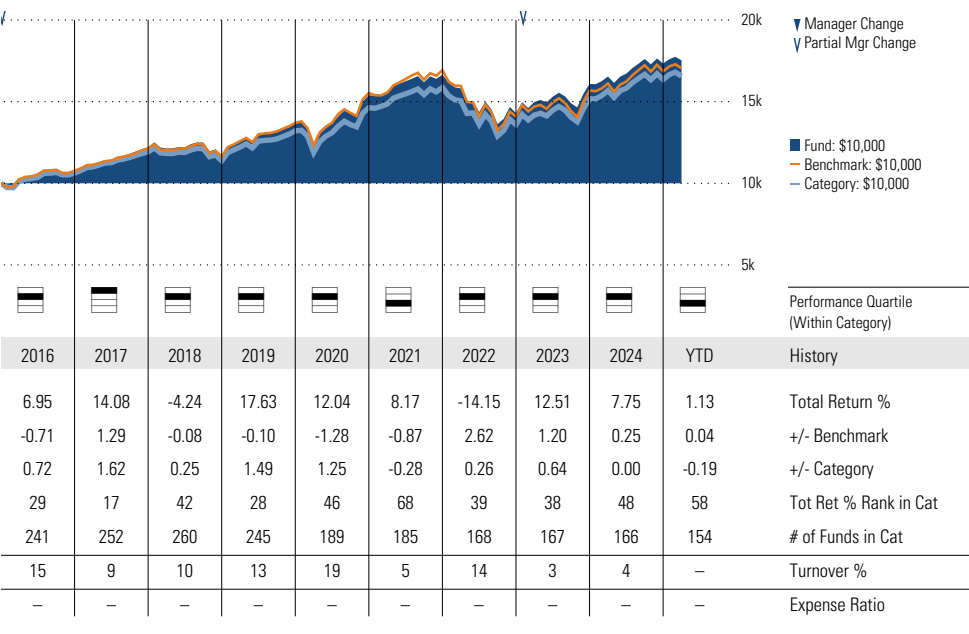
Morningstar Investment Management LLC Analysis

This fund passes all of Morningstar Investment Management's quantitative screens. Morningstar Investment Management has also assessed the fund from a qualitative perspective and, as a fiduciary, is comfortable recommending the fund's use in retirement plans.

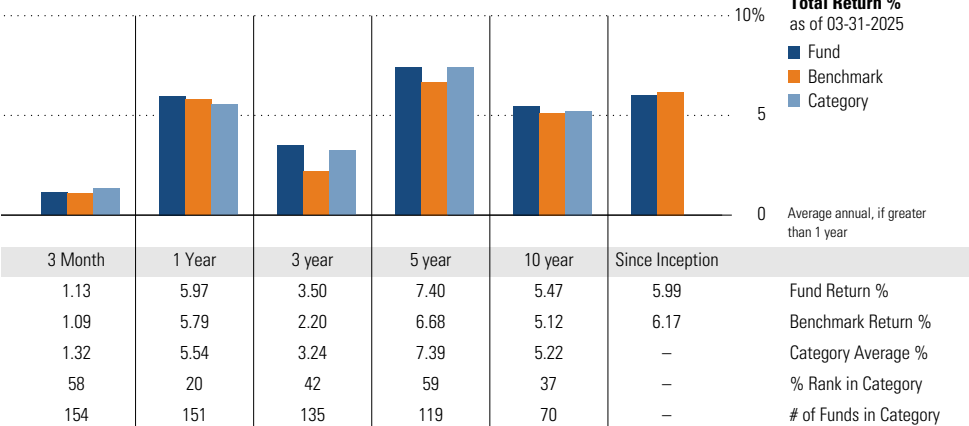
ESG Metrics

Metric	Rating	Updated
Sustainability Rating	4	02-28-2025
ESG Commitment	1-Low	02-15-2022

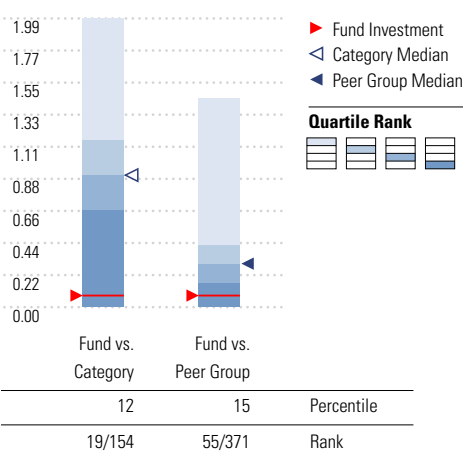
Growth of \$10,000



Trailing Performance



Net Expense



Peer group is a subset of the category and includes funds with the same management style (active vs. passive) and similar share class characteristics.

3-Year Risk Metrics

	Fund	Bmark	Cat
Alpha	1.50	—	1.19
Beta	0.86	—	0.90
R-Squared	99.15	—	98.73
Standard Deviation	10.09	11.70	10.61
Sharpe Ratio	-0.06	-0.14	-0.07
Tracking Error	1.90	—	1.75
Information Ratio	0.69	—	0.63
Up Capture Ratio	90.64	—	94.34
Down Capture Ratio	81.69	—	87.33

Portfolio Metrics

	Fund	Bmark	Cat
Price/Earnings Ratio	19.50	20.56	20.56
Price/Book Ratio	2.55	2.72	2.84
Avg Eff Duration	5.44	—	4.95

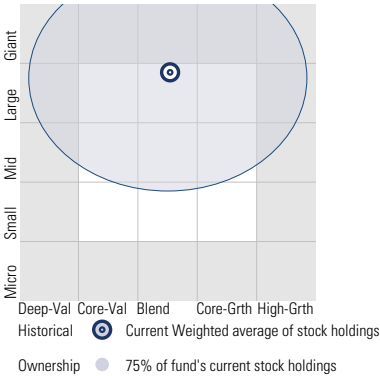


Vanguard Target Retirement 2020 Fund VTWNX

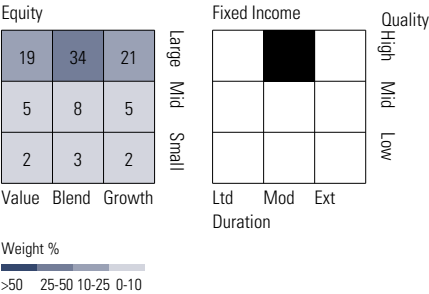
Morningstar Category  
Target-Date 2020

Morningstar Index  
Morningstar Lifetime Mod 2020 TR USD

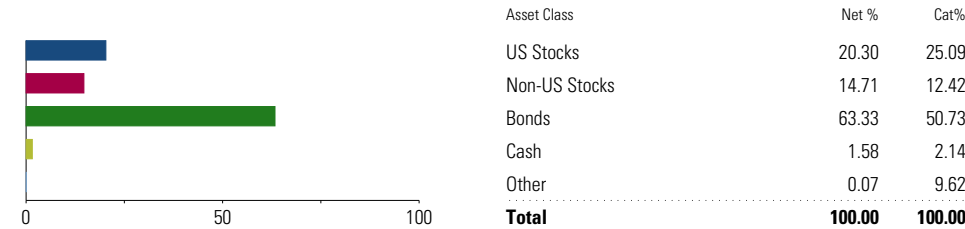
Style Analysis as of 03-31-2025  
Morningstar Style Box™



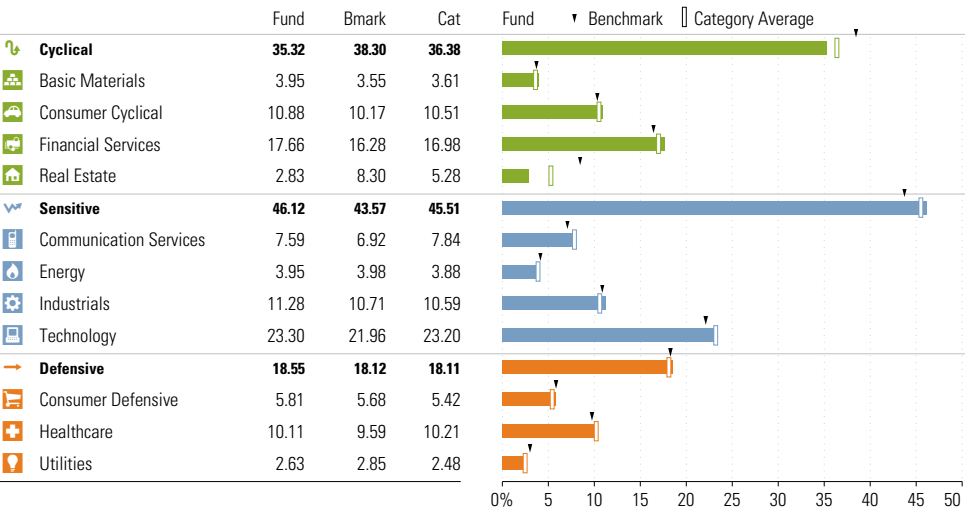
Style Breakdown



Asset Allocation as of 03-31-2025



Sector Weighting as of 03-31-2025



Top 7 Holdings as of 03-31-2025

Name	Maturity Date	% Net Asset	Cumulative %	YTD Return %	Morningstar Sector
⊖ Vanguard Total Bond Market II Idx Inv	—	35.08	35.08	—	—
⊖ Vanguard Total Stock Mkt Idx Instl Pls	—	20.42	55.49	—	—
⊖ Vanguard Total Intl Stock Index Inv	—	15.05	70.54	—	—
⊖ Vanguard Total Intl Bd II Idx Instl	—	14.74	85.28	—	—
⊖ Vanguard Shrt-Term Infl-Prot Sec Idx Adm	—	14.14	99.42	—	—
⊖ Mktliq 12/31/2049	—	0.61	100.02	—	—
⊕ Us Dollar	—	0.02	100.05	—	—

Total Holdings 7

⊕ Increase ⊖ Decrease ✖ New to Portfolio



# Vanguard Target Retirement 2025 Fund VTTVX

Morningstar Category  
Target-Date 2025

Morningstar Index  
Morningstar Lifetime Mod 2025 TR USD

Portfolio Manager(s)

Walter Nejman since 02-2013  
Aur lie Denis since 02-2023  
Michael Roach since 02-2023  
Roger Aliaga-Diaz since 02-2023

Quantitative Screens

- Performance:** The fund has finished in the Target-Date 2025 category's top three quartiles in 10 of the 10 years it's been in existence.
- Management:** The fund's management has been in place for 12.11 years.
- Style:** The fund has landed in its primary style box — Large Blend — 100 % of the time over the past three years.
- Net Expense:** The fund's expense ratio of 0.08 is 86.21% lower than the Target-Date 2025 category average.

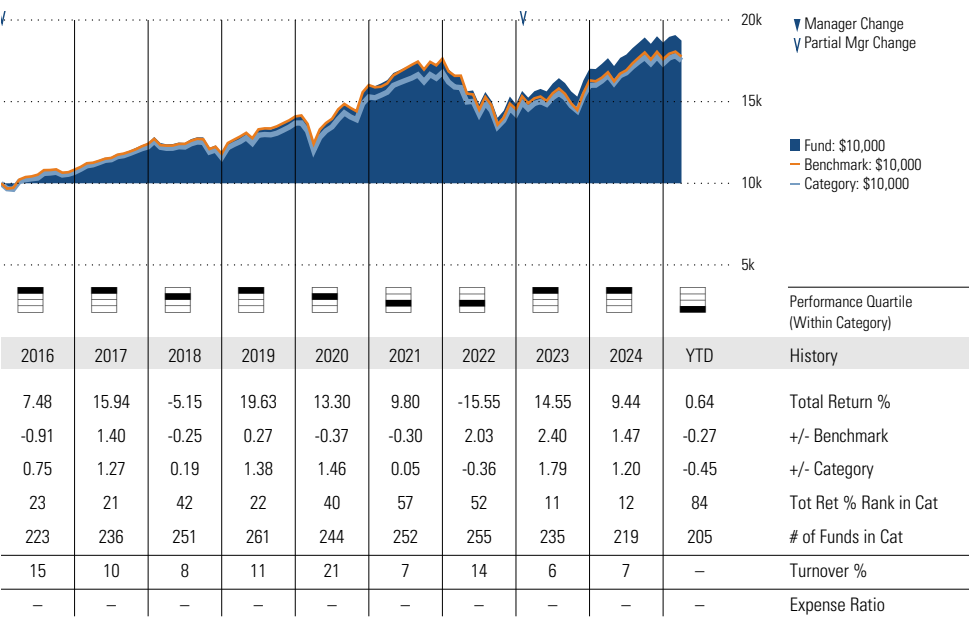
Morningstar Investment Management LLC Analysis

This fund passes all of Morningstar Investment Management's quantitative screens. Morningstar Investment Management has also assessed the fund from a qualitative perspective and, as a fiduciary, is comfortable recommending the fund's use in retirement plans.

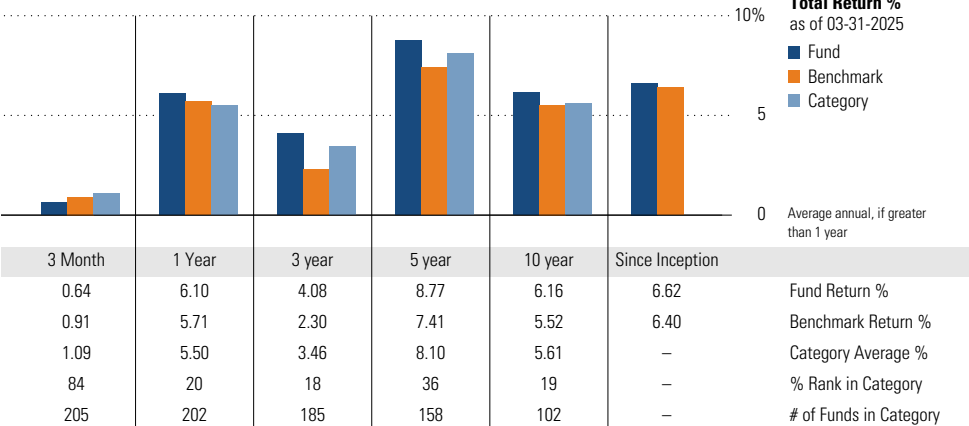
ESG Metrics

Metric	Rating	Updated
Sustainability Rating	3	02-28-2025
Carbon Risk Score	Low Risk	12-31-2022
ESG Commitment	1-Low	02-15-2022

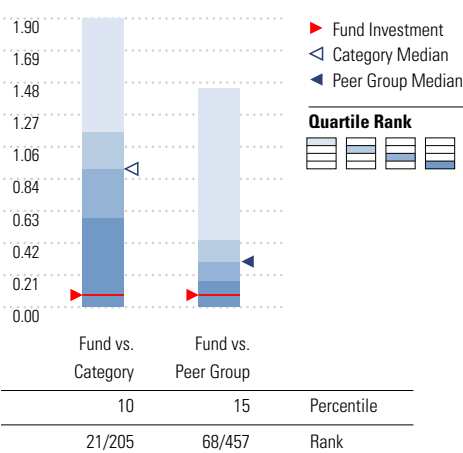
Growth of \$10,000



Trailing Performance



Net Expense



Peer group is a subset of the category and includes funds with the same management style (active vs. passive) and similar share class characteristics.

3-Year Risk Metrics

	Fund	Bmark	Cat
Alpha	1.86	—	1.36
Beta	0.92	—	0.87
R-Squared	99.12	—	98.24
Standard Deviation	11.63	12.58	11.04
Sharpe Ratio	0.01	-0.12	-0.05
Tracking Error	1.48	—	2.19
Information Ratio	1.21	—	0.64
Up Capture Ratio	97.82	—	91.52
Down Capture Ratio	87.58	—	84.02

Portfolio Metrics

	Fund	Bmark	Cat
Price/Earnings Ratio	19.55	20.39	20.68
Price/Book Ratio	2.56	2.68	2.85
Avg Eff Duration	5.73	—	4.85

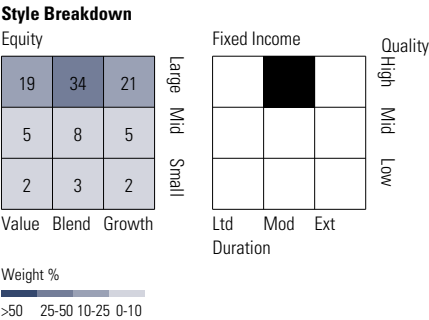
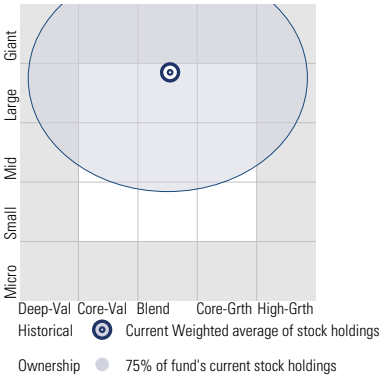


# Vanguard Target Retirement 2025 Fund VTTVX

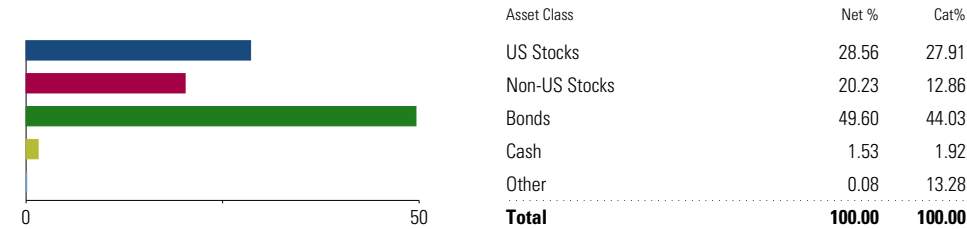
Morningstar Category  
Target-Date 2025

Morningstar Index  
Morningstar Lifetime Mod 2025 TR USD

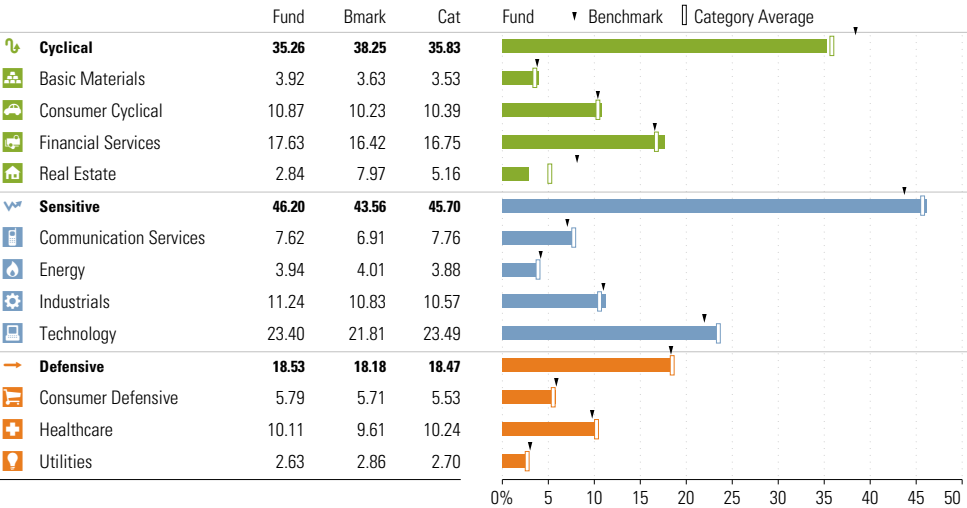
Style Analysis as of 03-31-2025  
Morningstar Style Box™



Asset Allocation as of 03-31-2025



Sector Weighting as of 03-31-2025



Top 7 Holdings as of 03-31-2025

Name	Maturity Date	% Net Asset	Cumulative %	YTD Return %	Morningstar Sector
⊖ Vanguard Total Bond Market II Idx Inv	—	29.89	29.89	—	—
⊖ Vanguard Total Stock Mkt Idx Instl Pls	—	28.72	58.61	—	—
⊖ Vanguard Total Intl Stock Index Inv	—	20.70	79.31	—	—
⊖ Vanguard Total Intl Bd II Idx Instl	—	12.84	92.15	—	—
⊖ Vanguard Shrt-Term Infl-Prot Sec Idx Adm	—	7.23	99.38	—	—
⊕ Mktliq 12/31/2049	—	0.61	99.99	—	—
⊕ Us Dollar	—	0.01	100.00	—	—

Total Holdings 7

⊕ Increase ⊖ Decrease ✱ New to Portfolio



# Vanguard Target Retirement 2030 Fund VTHRX

Morningstar Category  
Target-Date 2030

Morningstar Index  
Morningstar Lifetime Mod 2030 TR USD

Portfolio Manager(s)

Walter Nejman since 02-2013  
Aur lie Denis since 02-2023  
Michael Roach since 02-2023  
Roger Aliaga-Diaz since 02-2023

Quantitative Screens

- Performance:** The fund has finished in the Target-Date 2030 category's top three quartiles in 10 of the 10 years it's been in existence.
- Management:** The fund's management has been in place for 12.11 years.
- Style:** The fund has landed in its primary style box — Large Blend — 100 % of the time over the past three years.
- Net Expense:** The fund's expense ratio of 0.08 is 85.96% lower than the Target-Date 2030 category average.

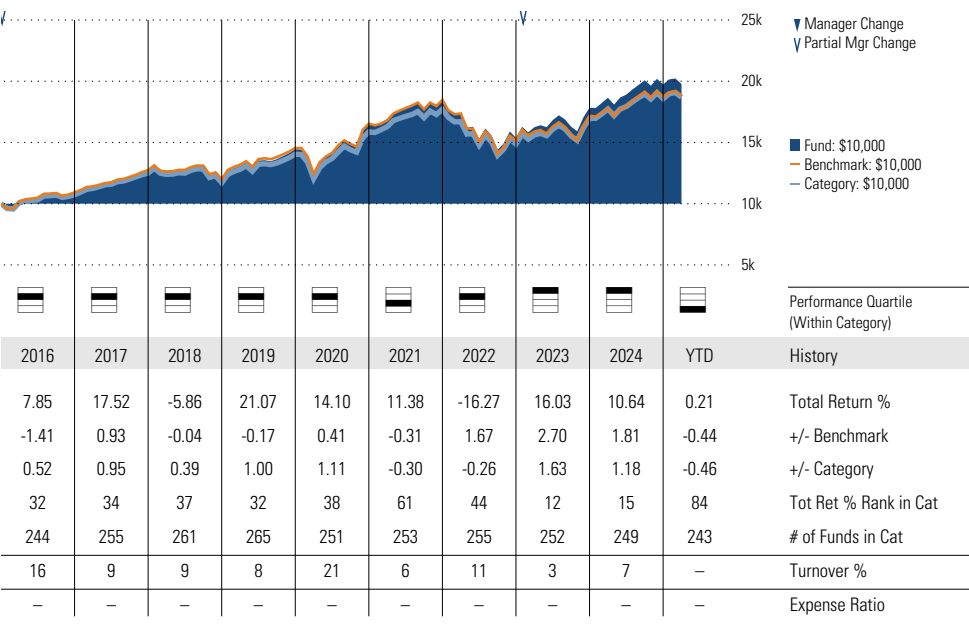
Morningstar Investment Management LLC Analysis

This fund passes all of Morningstar Investment Management's quantitative screens. Morningstar Investment Management has also assessed the fund from a qualitative perspective and, as a fiduciary, is comfortable recommending the fund's use in retirement plans.

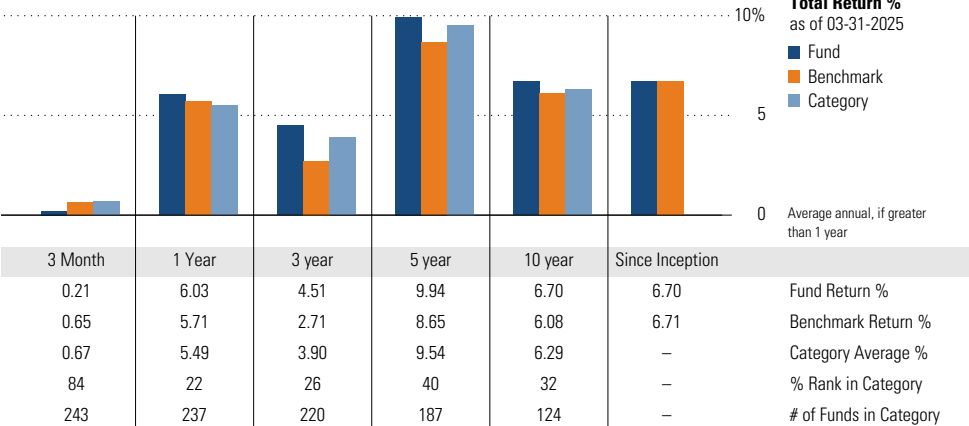
ESG Metrics

Metric	Rating	Updated
Sustainability Rating	3	02-28-2025
Carbon Risk Score	Low Risk	12-31-2022
ESG Commitment	1-Low	02-15-2022

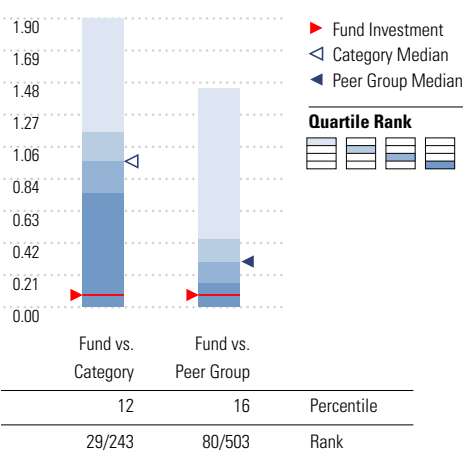
Growth of \$10,000



Trailing Performance



Net Expense



Peer group is a subset of the category and includes funds with the same management style (active vs. passive) and similar share class characteristics.

3-Year Risk Metrics

	Fund	Bmark	Cat
Alpha	1.86	—	1.37
Beta	0.94	—	0.91
R-Squared	99.13	—	98.51
Standard Deviation	12.69	13.46	12.29
Sharpe Ratio	0.05	-0.07	0.01
Tracking Error	1.44	—	1.96
Information Ratio	1.25	—	0.72
Up Capture Ratio	99.36	—	94.69
Down Capture Ratio	89.84	—	87.70

Portfolio Metrics

	Fund	Bmark	Cat
Price/Earnings Ratio	19.67	20.21	20.78
Price/Book Ratio	2.59	2.65	2.95
Avg Eff Duration	6.26	—	5.58

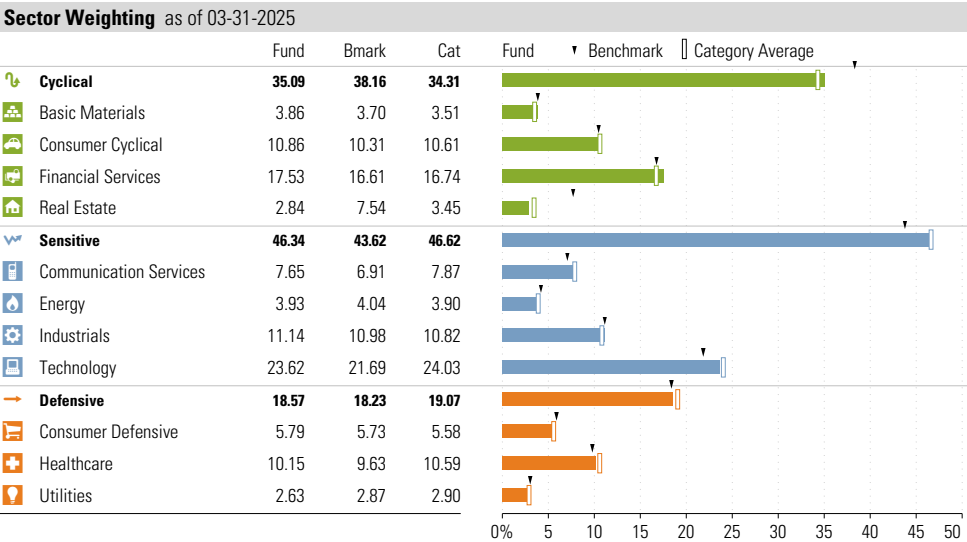
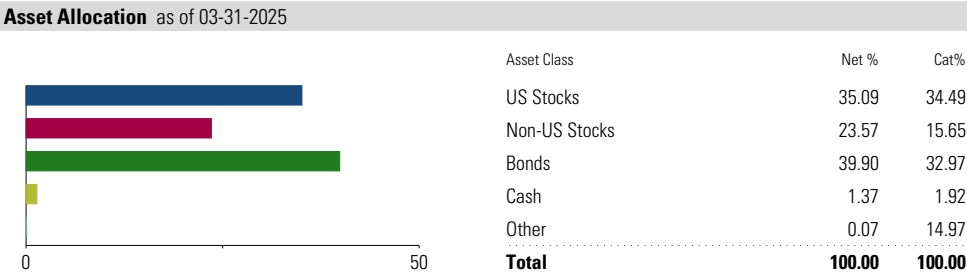
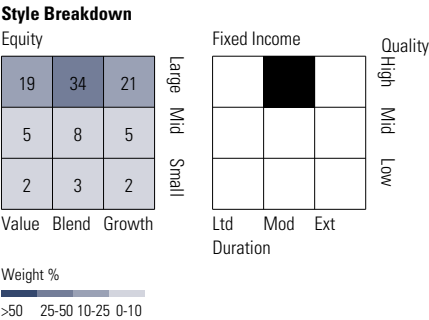
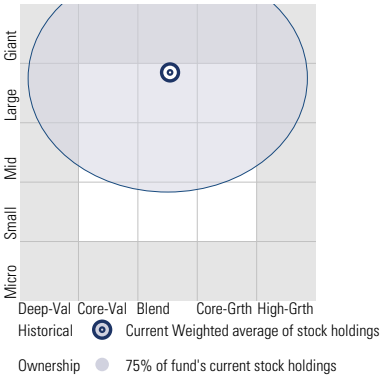


# Vanguard Target Retirement 2030 Fund VTHRX

Morningstar Category  
Target-Date 2030

Morningstar Index  
Morningstar Lifetime Mod 2030 TR USD

Style Analysis as of 03-31-2025  
Morningstar Style Box™



Top 6 Holdings as of 03-31-2025						
Name	Maturity Date	% Net Asset	Cumulative %	YTD Return %	Morningstar Sector	
⊕ Vanguard Total Stock Mkt Idx Instl Pls	—	35.31	35.31	—	—	
⊕ Vanguard Total Bond Market II Idx Inv	—	28.16	63.46	—	—	
⊖ Vanguard Total Intl Stock Index Inv	—	24.10	87.56	—	—	
⊖ Vanguard Total Intl Bd II Idx Instl	—	11.82	99.38	—	—	
⊕ Mktliq 12/31/2049	—	0.61	99.98	—	—	
⊕ Us Dollar	—	0.02	100.00	—	—	

Total Holdings 6

⊕ Increase ⊖ Decrease ✱ New to Portfolio



# Vanguard Target Retirement 2035 Fund VTTHX

Morningstar Category  
Target-Date 2035

Morningstar Index  
Morningstar Lifetime Mod 2035 TR USD

Portfolio Manager(s)

Walter Nejman since 02-2013  
Aur lie Denis since 02-2023  
Michael Roach since 02-2023  
Roger Aliaga-Diaz since 02-2023

Quantitative Screens

- Performance:** The fund has finished in the Target-Date 2035 category's top three quartiles in 9 of the 10 years it's been in existence.
- Management:** The fund's management has been in place for 12.11 years.
- Style:** The fund has landed in its primary style box — Large Blend — 96.97 % of the time over the past three years.
- Net Expense:** The fund's expense ratio of 0.08 is 85.96% lower than the Target-Date 2035 category average.

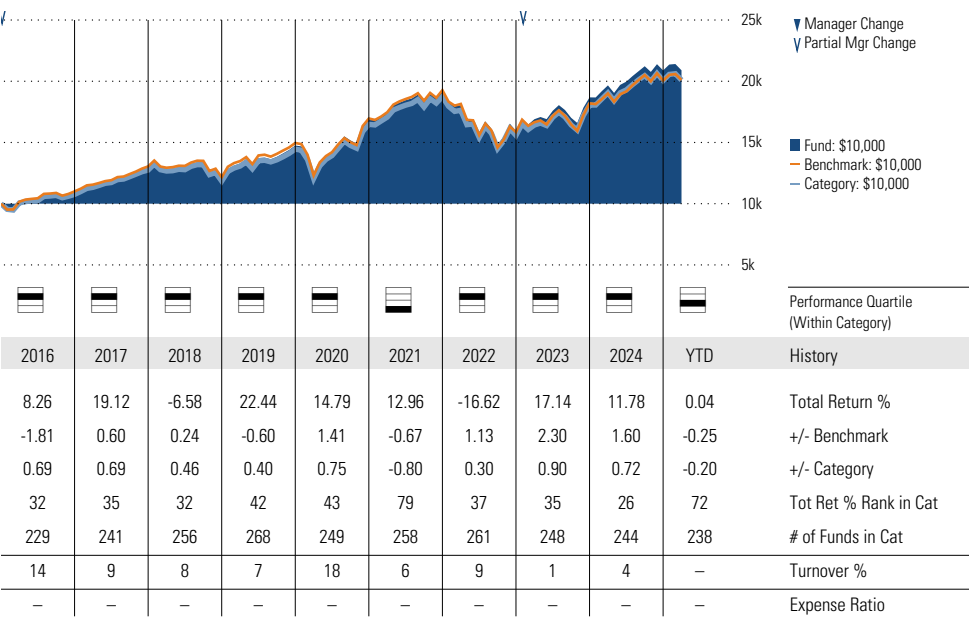
Morningstar Investment Management LLC Analysis

This fund passes all of Morningstar Investment Management's quantitative screens. Morningstar Investment Management has also assessed the fund from a qualitative perspective and, as a fiduciary, is comfortable recommending the fund's use in retirement plans.

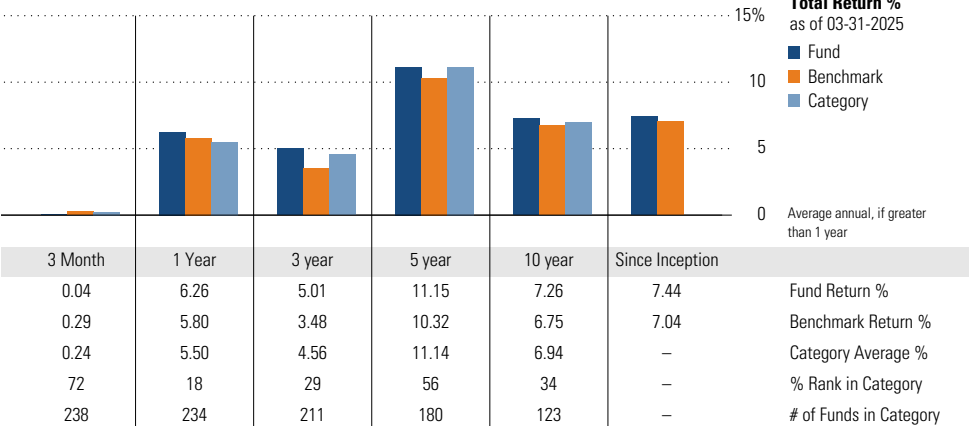
ESG Metrics

Metric	Rating	Updated
Sustainability Rating	3	02-28-2025
Carbon Risk Score	Low Risk	12-31-2022
ESG Commitment	1-Low	02-15-2022

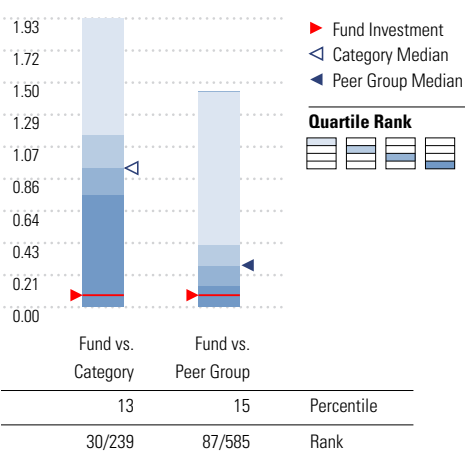
Growth of \$10,000



Trailing Performance



Net Expense



Peer group is a subset of the category and includes funds with the same management style (active vs. passive) and similar share class characteristics.

3-Year Risk Metrics

	Fund	Bmark	Cat
Alpha	1.64	—	1.25
Beta	0.93	—	0.94
R-Squared	99.17	—	98.42
Standard Deviation	13.46	14.34	13.57
Sharpe Ratio	0.09	-0.01	0.07
Tracking Error	1.54	—	1.87
Information Ratio	0.99	—	0.66
Up Capture Ratio	97.70	—	97.18
Down Capture Ratio	89.84	—	91.23

Portfolio Metrics

	Fund	Bmark	Cat
Price/Earnings Ratio	19.64	20.02	20.73
Price/Book Ratio	2.59	2.61	2.93
Avg Eff Duration	6.26	—	6.34

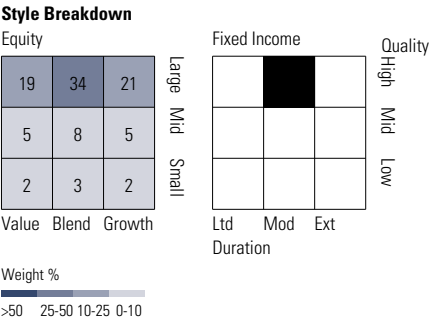
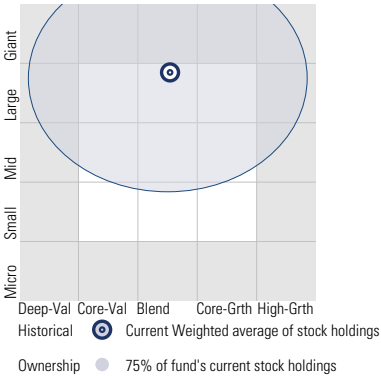


# Vanguard Target Retirement 2035 Fund VTTHX

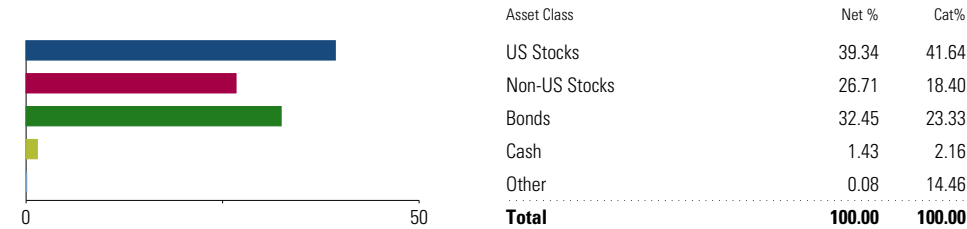
Morningstar Category  
Target-Date 2035

Morningstar Index  
Morningstar Lifetime Mod 2035 TR USD

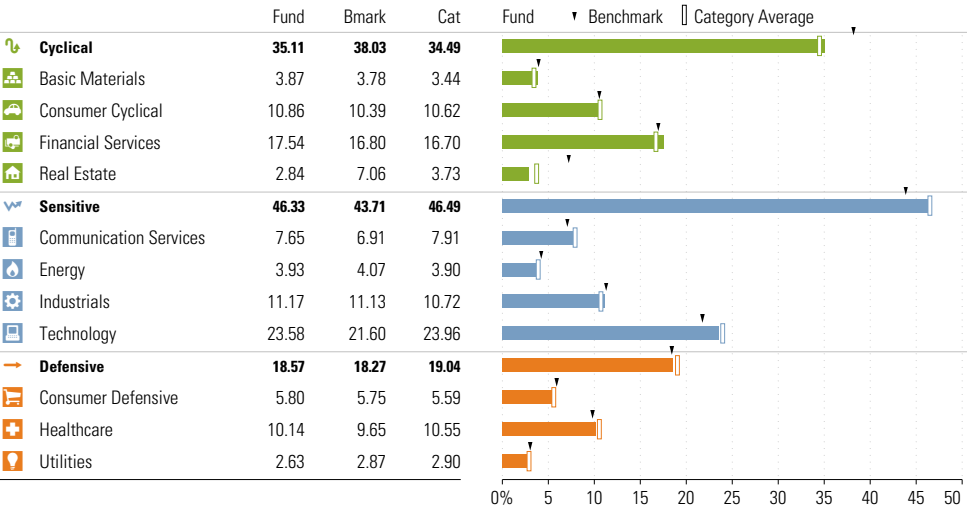
Style Analysis as of 03-31-2025  
Morningstar Style Box™



Asset Allocation as of 03-31-2025



Sector Weighting as of 03-31-2025



Top 6 Holdings as of 03-31-2025

Name	Maturity Date	% Net Asset	Cumulative %	YTD Return %	Morningstar Sector
⊕ Vanguard Total Stock Mkt Idx Instl Pls	—	39.58	39.58	—	—
⊖ Vanguard Total Intl Stock Index Inv	—	27.30	66.88	—	—
⊕ Vanguard Total Bond Market II Idx Inv	—	22.93	89.81	—	—
⊕ Vanguard Total Intl Bd II Idx Instl	—	9.58	99.39	—	—
⊕ Mktliq 12/31/2049	—	0.60	100.00	—	—
⊕ Us Dollar	—	0.00	100.00	—	—

Total Holdings 6

⊕ Increase ⊖ Decrease ✨ New to Portfolio



# Vanguard Target Retirement 2040 Fund VFORX

Morningstar Category  
Target-Date 2040

Morningstar Index  
Morningstar Lifetime Mod 2040 TR USD

Portfolio Manager(s)

Walter Nejman since 02-2013  
Aur lie Denis since 02-2023  
Michael Roach since 02-2023  
Roger Aliaga-Diaz since 02-2023

Quantitative Screens

- Performance:** The fund has finished in the Target-Date 2040 category's top three quartiles in 9 of the 10 years it's been in existence.
- Management:** The fund's management has been in place for 12.11 years.
- Style:** The fund has landed in its primary style box — Large Blend — 96.97 % of the time over the past three years.
- Net Expense:** The fund's expense ratio of 0.08 is 86.21% lower than the Target-Date 2040 category average.

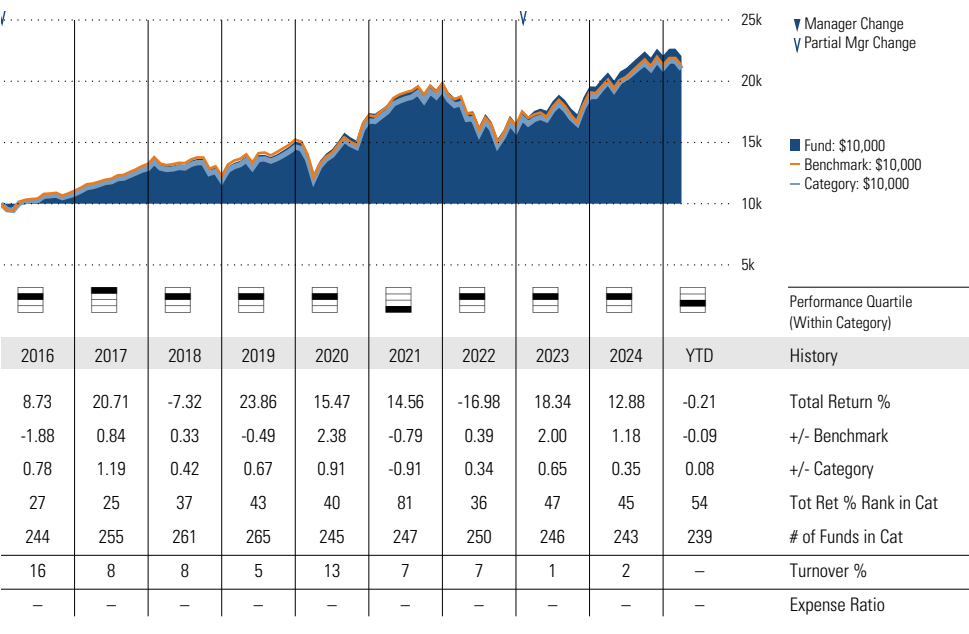
Morningstar Investment Management LLC Analysis

This fund passes all of Morningstar Investment Management's quantitative screens. Morningstar Investment Management has also assessed the fund from a qualitative perspective and, as a fiduciary, is comfortable recommending the fund's use in retirement plans.

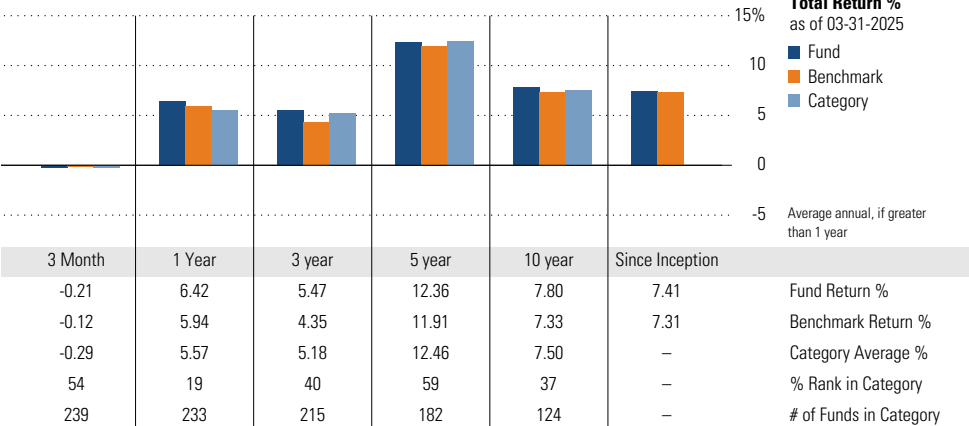
ESG Metrics

Metric	Rating	Updated
Sustainability Rating	3	02-28-2025
Carbon Risk Score	Low Risk	12-31-2022
ESG Commitment	1-Low	02-15-2022

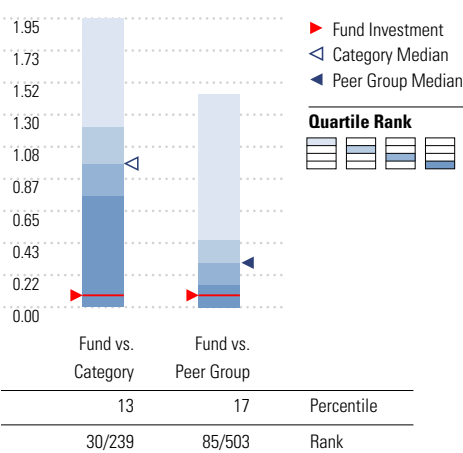
Growth of \$10,000



Trailing Performance



Net Expense



Peer group is a subset of the category and includes funds with the same management style (active vs. passive) and similar share class characteristics.

3-Year Risk Metrics

	Fund	Bmark	Cat
Alpha	1.28	—	0.98
Beta	0.94	—	0.96
R-Squared	99.14	—	98.40
Standard Deviation	14.23	15.13	14.61
Sharpe Ratio	0.13	0.06	0.11
Tracking Error	1.63	—	1.97
Information Ratio	0.68	—	0.48
Up Capture Ratio	96.71	—	98.04
Down Capture Ratio	90.86	—	93.61

Portfolio Metrics

	Fund	Bmark	Cat
Price/Earnings Ratio	19.66	19.85	20.58
Price/Book Ratio	2.59	2.58	2.89
Avg Eff Duration	6.26	—	7.02

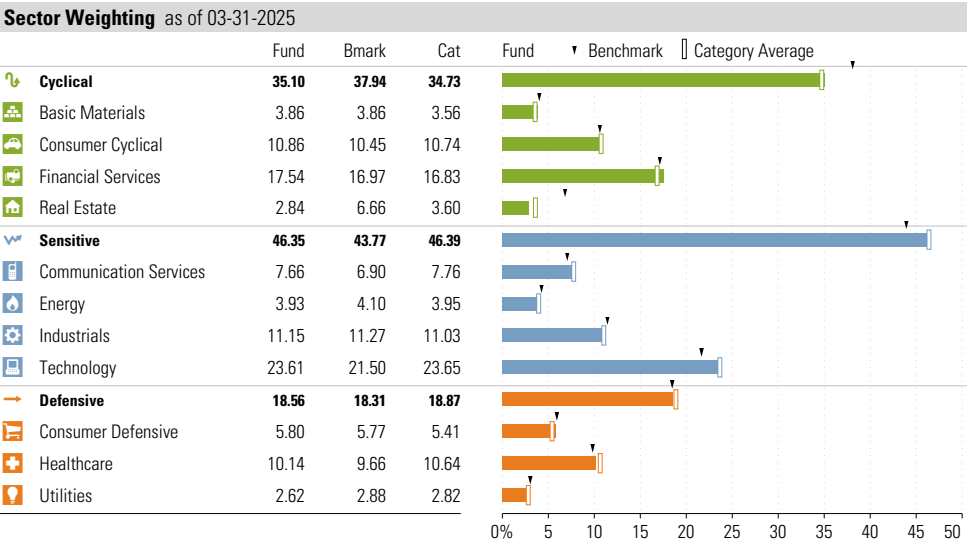
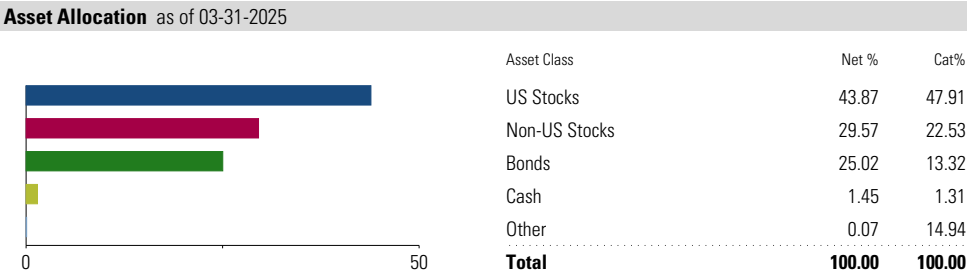
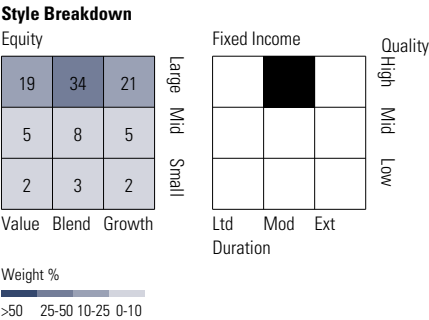
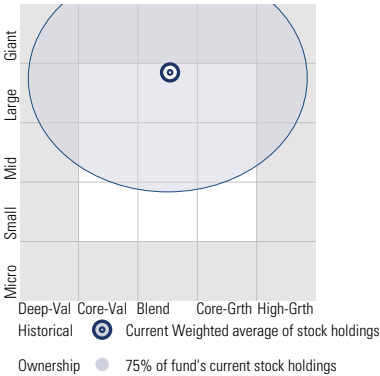


# Vanguard Target Retirement 2040 Fund VFORX

Morningstar Category  
Target-Date 2040

Morningstar Index  
Morningstar Lifetime Mod 2040 TR USD

Style Analysis as of 03-31-2025  
Morningstar Style Box™



Top 6 Holdings as of 03-31-2025						
Name	Maturity Date	% Net Asset	Cumulative %	YTD Return %	Morningstar Sector	
⊕ Vanguard Total Stock Mkt Idx Instl Pls	—	44.14	44.14	—	—	
⊕ Vanguard Total Intl Stock Index Inv	—	30.23	74.37	—	—	
⊕ Vanguard Total Bond Market II Idx Inv	—	17.65	92.02	—	—	
⊕ Vanguard Total Intl Bd II Idx Instl	—	7.43	99.45	—	—	
⊖ Mktliq 12/31/2049	—	0.55	100.00	—	—	
⊖ Us Dollar	—	0.00	100.00	—	—	

Total Holdings 6

⊕ Increase ⊖ Decrease ✱ New to Portfolio



# Vanguard Target Retirement 2045 Fund VTIVX

Morningstar Category  
Target-Date 2045

Morningstar Index  
Morningstar Lifetime Mod 2045 TR USD

## Portfolio Manager(s)

Walter Nejman since 02-2013  
Aur lie Denis since 02-2023  
Michael Roach since 02-2023  
Roger Aliaga-Diaz since 02-2023

## Quantitative Screens

- Performance:** The fund has finished in the Target-Date 2045 category's top three quartiles in 10 of the 10 years it's been in existence.
- Management:** The fund's management has been in place for 12.11 years.
- Style:** The fund has landed in its primary style box — Large Blend — 96.97 % of the time over the past three years.
- Net Expense:** The fund's expense ratio of 0.08 is 86.21% lower than the Target-Date 2045 category average.

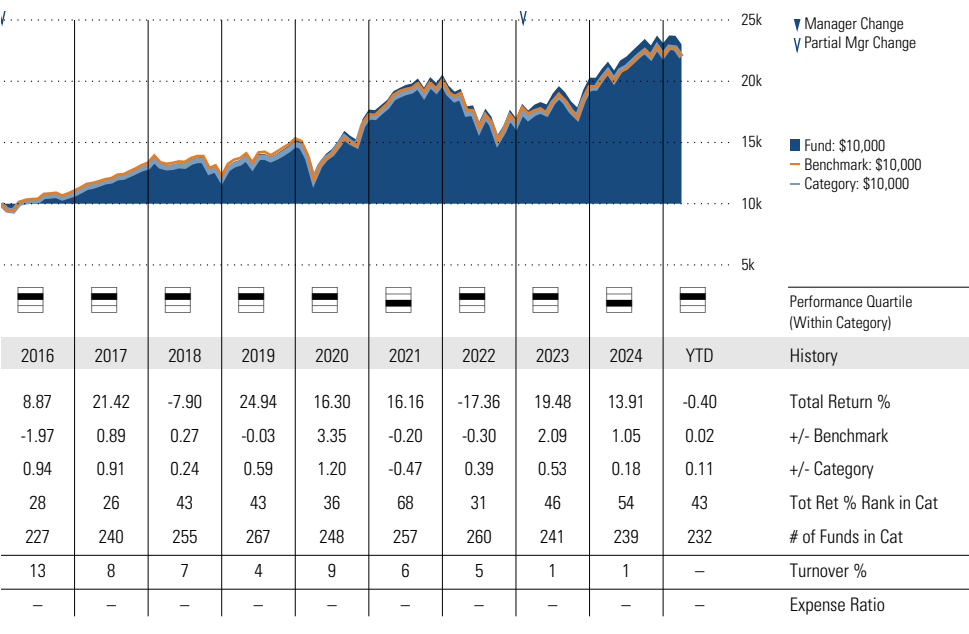
## Morningstar Investment Management LLC Analysis

This fund passes all of Morningstar Investment Management's quantitative screens. Morningstar Investment Management has also assessed the fund from a qualitative perspective and, as a fiduciary, is comfortable recommending the fund's use in retirement plans.

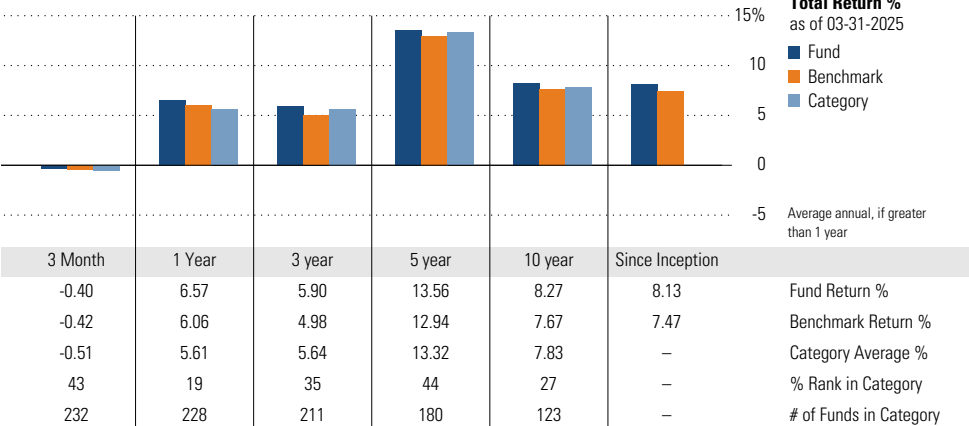
## ESG Metrics

Metric	Rating	Updated
Sustainability Rating	3	02-28-2025
Carbon Risk Score	Low Risk	12-31-2022
ESG Commitment	1-Low	02-15-2022

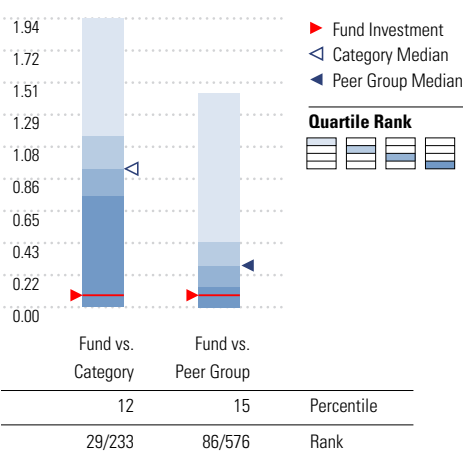
## Growth of \$10,000



## Trailing Performance



## Net Expense



Peer group is a subset of the category and includes funds with the same management style (active vs. passive) and similar share class characteristics.

## 3-Year Risk Metrics

	Fund	Bmark	Cat
Alpha	1.06	—	0.74
Beta	0.95	—	0.97
R-Squared	99.07	—	98.40
Standard Deviation	15.03	15.71	15.36
Sharpe Ratio	0.16	0.10	0.14
Tracking Error	1.63	—	1.98
Information Ratio	0.56	—	0.33
Up Capture Ratio	97.46	—	98.82
Down Capture Ratio	92.79	—	95.69

## Portfolio Metrics

	Fund	Bmark	Cat
Price/Earnings Ratio	19.63	19.69	20.28
Price/Book Ratio	2.58	2.55	2.80
Avg Eff Duration	6.26	—	7.71

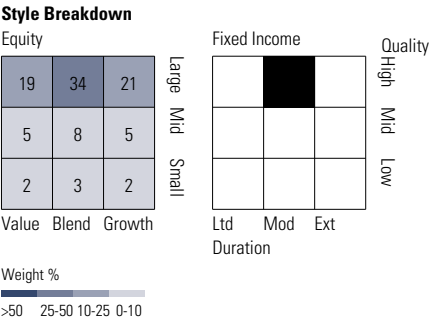
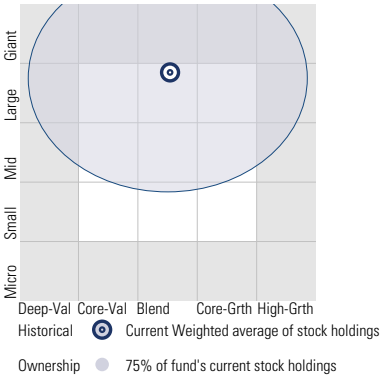


# Vanguard Target Retirement 2045 Fund VTIVX

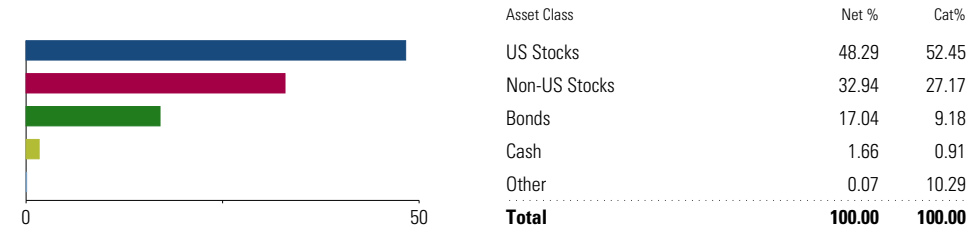
Morningstar Category  
Target-Date 2045

Morningstar Index  
Morningstar Lifetime Mod 2045 TR USD

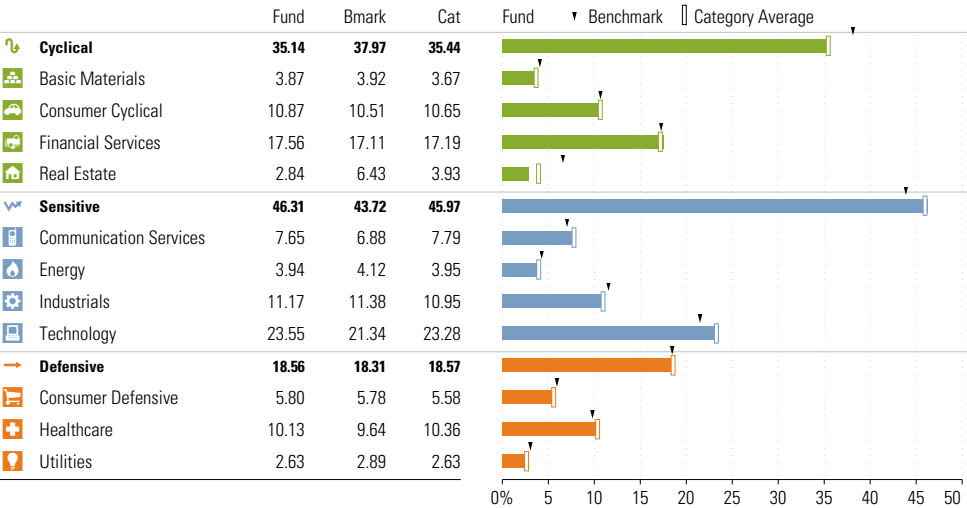
Style Analysis as of 03-31-2025  
Morningstar Style Box™



Asset Allocation as of 03-31-2025



Sector Weighting as of 03-31-2025



Top 6 Holdings as of 03-31-2025

Name	Maturity Date	% Net Asset	Cumulative %	YTD Return %	Morningstar Sector
⊕ Vanguard Total Stock Mkt Idx Instl Pls	—	48.58	48.58	—	—
⊕ Vanguard Total Intl Stock Index Inv	—	33.68	82.26	—	—
⊕ Vanguard Total Bond Market II Idx Inv	—	11.99	94.25	—	—
⊕ Vanguard Total Intl Bd II Idx Instl	—	5.08	99.33	—	—
⊖ Mktliq 12/31/2049	—	0.67	100.00	—	—
⊖ Us Dollar	—	0.00	100.00	—	—

Total Holdings 6

⊕ Increase ⊖ Decrease ✱ New to Portfolio



# Vanguard Target Retirement 2050 Fund VFIFX

Morningstar Category  
Target-Date 2050

Morningstar Index  
Morningstar Lifetime Mod 2050 TR USD

Portfolio Manager(s)

Walter Nejman since 02-2013  
Aur lie Denis since 02-2023  
Michael Roach since 02-2023  
Roger Aliaga-Diaz since 02-2023

Quantitative Screens

- Performance:** The fund has finished in the Target-Date 2050 category's top three quartiles in 10 of the 10 years it's been in existence.
- Management:** The fund's management has been in place for 12.11 years.
- Style:** The fund has landed in its primary style box — Large Blend — 100 % of the time over the past three years.
- Net Expense:** The fund's expense ratio of 0.08 is 86.44% lower than the Target-Date 2050 category average.

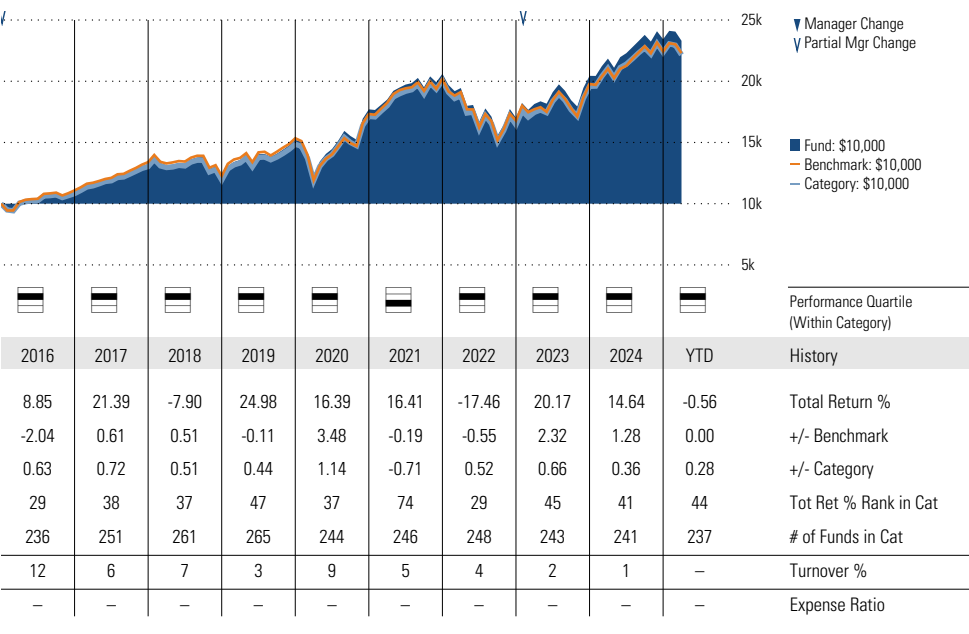
Morningstar Investment Management LLC Analysis

This fund passes all of Morningstar Investment Management's quantitative screens. Morningstar Investment Management has also assessed the fund from a qualitative perspective and, as a fiduciary, is comfortable recommending the fund's use in retirement plans.

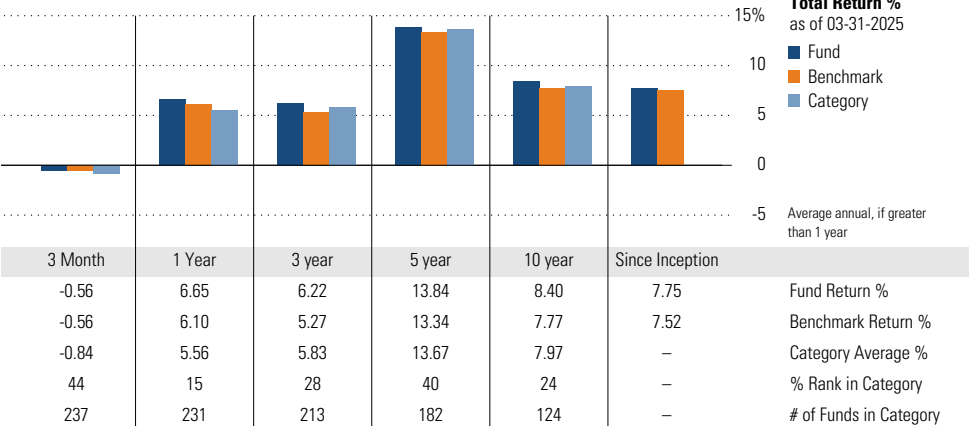
ESG Metrics

Metric	Rating	Updated
Sustainability Rating	3	02-28-2025
Carbon Risk Score	Low Risk	12-31-2022
ESG Commitment	1-Low	02-15-2022

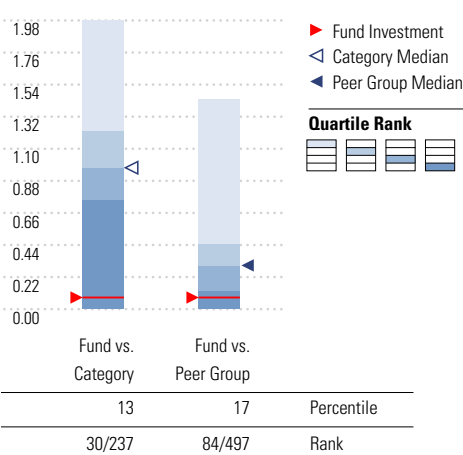
Growth of \$10,000



Trailing Performance



Net Expense



Peer group is a subset of the category and includes funds with the same management style (active vs. passive) and similar share class characteristics.

3-Year Risk Metrics

	Fund	Bmark	Cat
Alpha	1.06	—	0.63
Beta	0.96	—	0.98
R-Squared	99.04	—	98.33
Standard Deviation	15.46	15.98	15.78
Sharpe Ratio	0.18	0.12	0.15
Tracking Error	1.63	—	2.03
Information Ratio	0.58	—	0.28
Up Capture Ratio	98.66	—	99.52
Down Capture Ratio	94.14	—	96.93

Portfolio Metrics

	Fund	Bmark	Cat
Price/Earnings Ratio	19.61	19.55	20.23
Price/Book Ratio	2.58	2.52	2.79
Avg Eff Duration	6.27	—	8.79

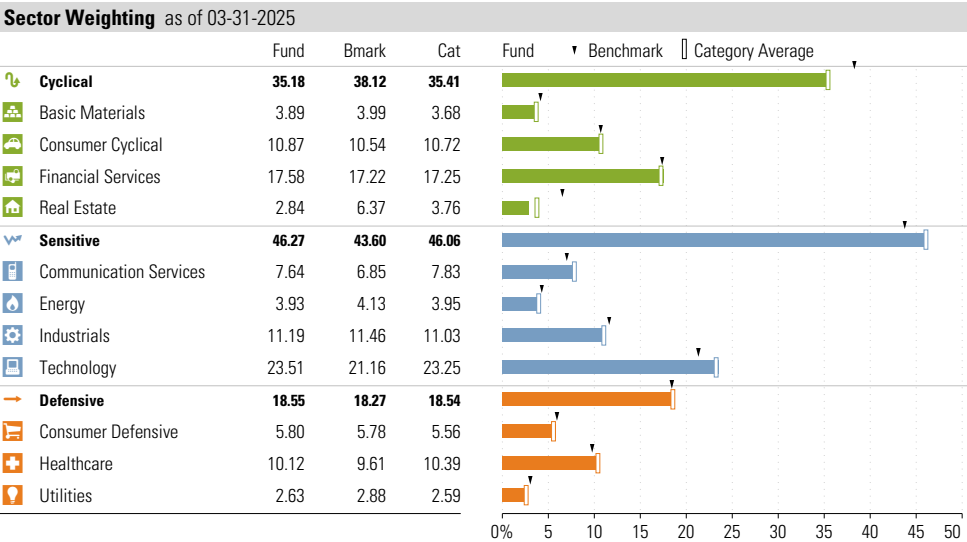
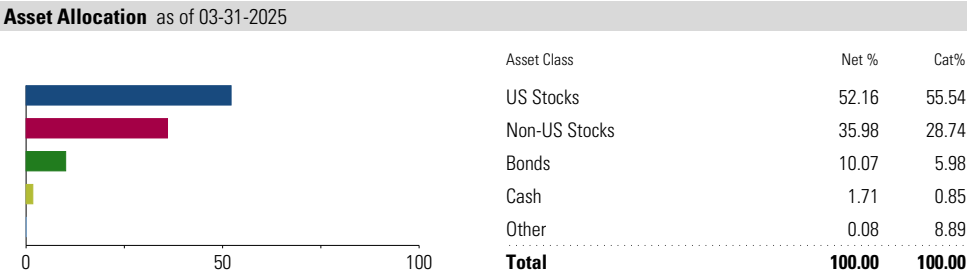
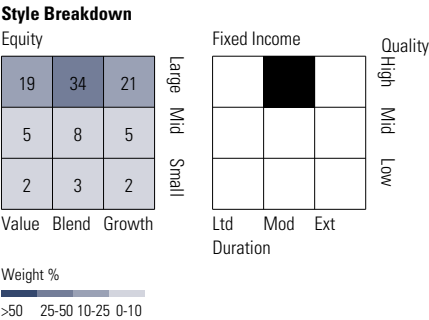
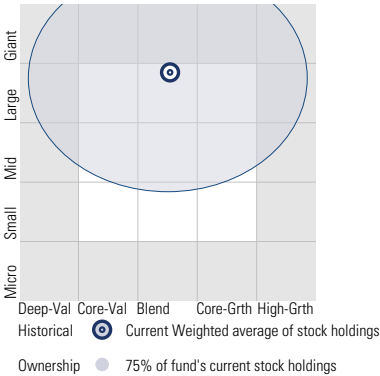


# Vanguard Target Retirement 2050 Fund VFIFX

Morningstar Category  
Target-Date 2050

Morningstar Index  
Morningstar Lifetime Mod 2050 TR USD

Style Analysis as of 03-31-2025  
Morningstar Style Box™



Top 6 Holdings as of 03-31-2025						
Name	Maturity Date	% Net Asset	Cumulative %	YTD Return %	Morningstar Sector	
⊕ Vanguard Total Stock Mkt Idx Instl Pls	—	52.48	52.48	—	—	
⊕ Vanguard Total Intl Stock Index Inv	—	36.79	89.27	—	—	
⊕ Vanguard Total Bond Market II Idx Inv	—	7.03	96.29	—	—	
⊕ Vanguard Total Intl Bd II Idx Instl	—	3.06	99.36	—	—	
⊕ Mktliq 12/31/2049	—	0.62	99.98	—	—	
⊕ Us Dollar	—	0.02	100.00	—	—	

Total Holdings 6

⊕ Increase ⊖ Decrease ✱ New to Portfolio



# Vanguard Target Retirement 2055 Fund VFFVX

Morningstar Category  
Target-Date 2055

Morningstar Index  
Morningstar Lifetime Mod 2055 TR USD

Portfolio Manager(s)

Walter Nejman since 02-2013  
Aur lie Denis since 02-2023  
Michael Roach since 02-2023  
Roger Aliaga-Diaz since 02-2023

Quantitative Screens

- Performance:** The fund has finished in the Target-Date 2055 category's top three quartiles in 9 of the 10 years it's been in existence.
- Management:** The fund's management has been in place for 12.11 years.
- Style:** The fund has landed in its primary style box — Large Blend — 100 % of the time over the past three years.
- Net Expense:** The fund's expense ratio of 0.08 is 86.44% lower than the Target-Date 2055 category average.

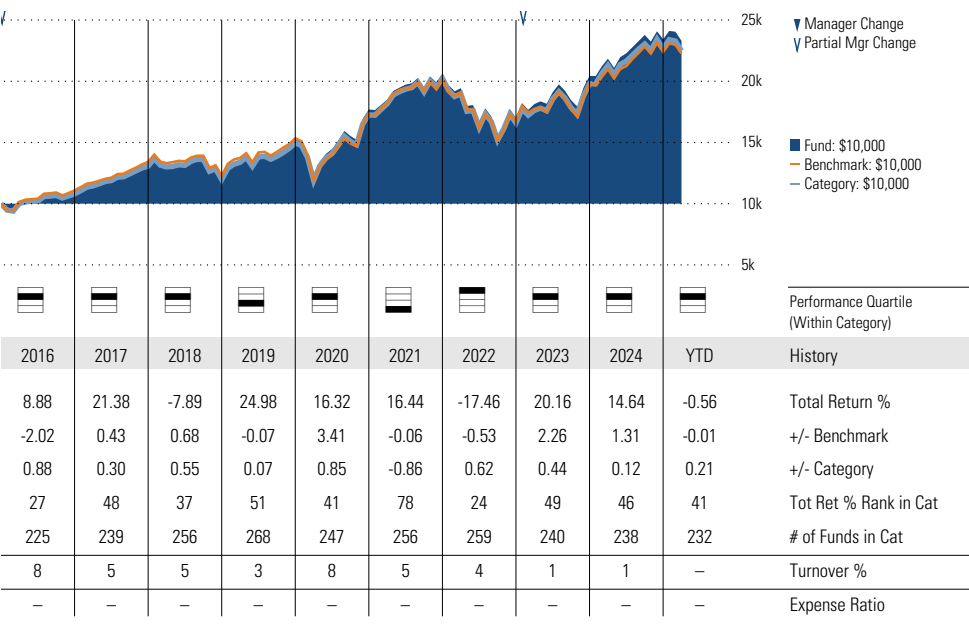
Morningstar Investment Management LLC Analysis

This fund passes all of Morningstar Investment Management's quantitative screens. Morningstar Investment Management has also assessed the fund from a qualitative perspective and, as a fiduciary, is comfortable recommending the fund's use in retirement plans.

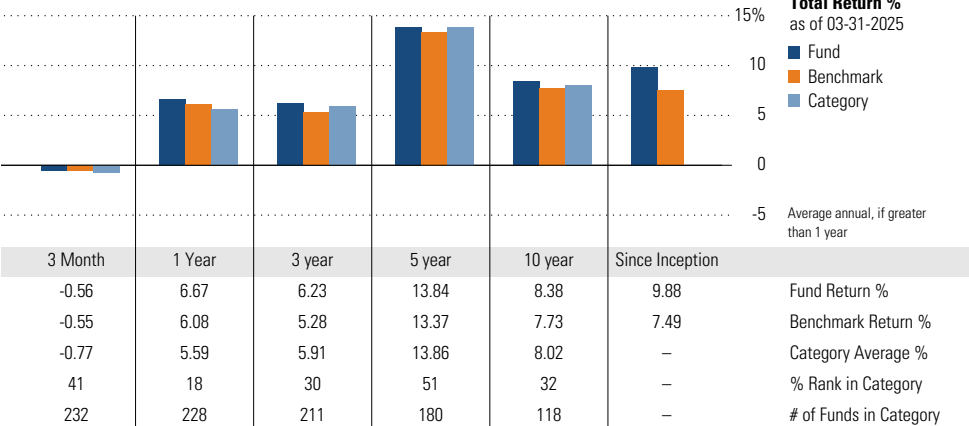
ESG Metrics

Metric	Rating	Updated
Sustainability Rating	3	02-28-2025
Carbon Risk Score	Low Risk	12-31-2022
ESG Commitment	1-Low	02-15-2022

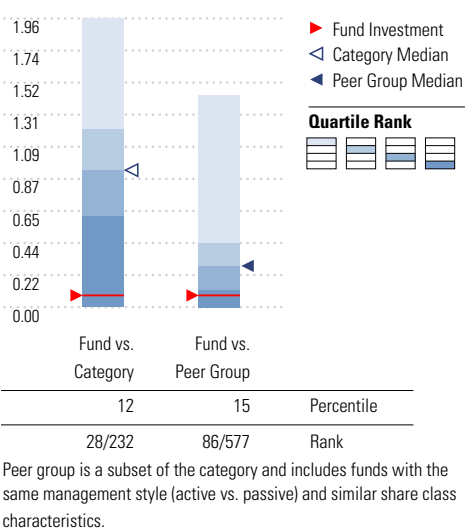
Growth of \$10,000



Trailing Performance



Net Expense



3-Year Risk Metrics

	Fund	Bmark	Cat
Alpha	1.09	—	0.72
Beta	0.96	—	0.98
R-Squared	99.01	—	98.29
Standard Deviation	15.47	16.05	15.93
Sharpe Ratio	0.18	0.12	0.16
Tracking Error	1.68	—	2.08
Information Ratio	0.57	—	0.31
Up Capture Ratio	98.27	—	100.20
Down Capture Ratio	93.64	—	97.28

Portfolio Metrics

	Fund	Bmark	Cat
Price/Earnings Ratio	19.61	19.43	20.15
Price/Book Ratio	2.58	2.49	2.77
Avg Eff Duration	6.27	—	9.38

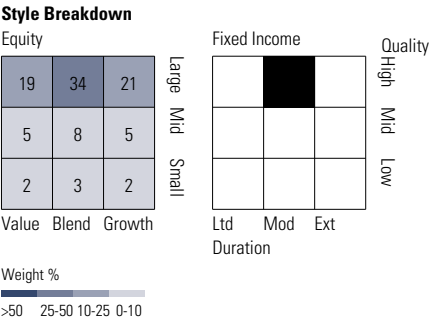
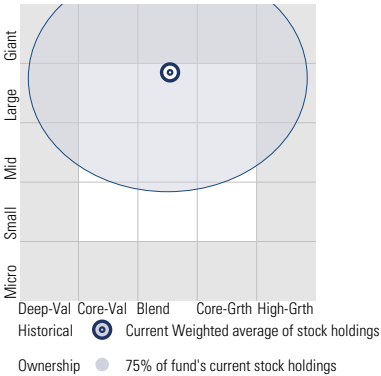


# Vanguard Target Retirement 2055 Fund VFFVX

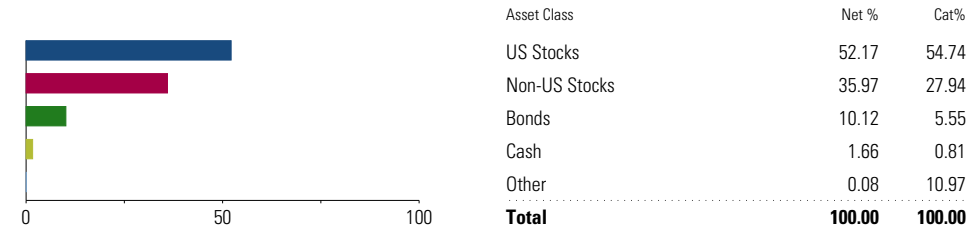
Morningstar Category  
Target-Date 2055

Morningstar Index  
Morningstar Lifetime Mod 2055 TR USD

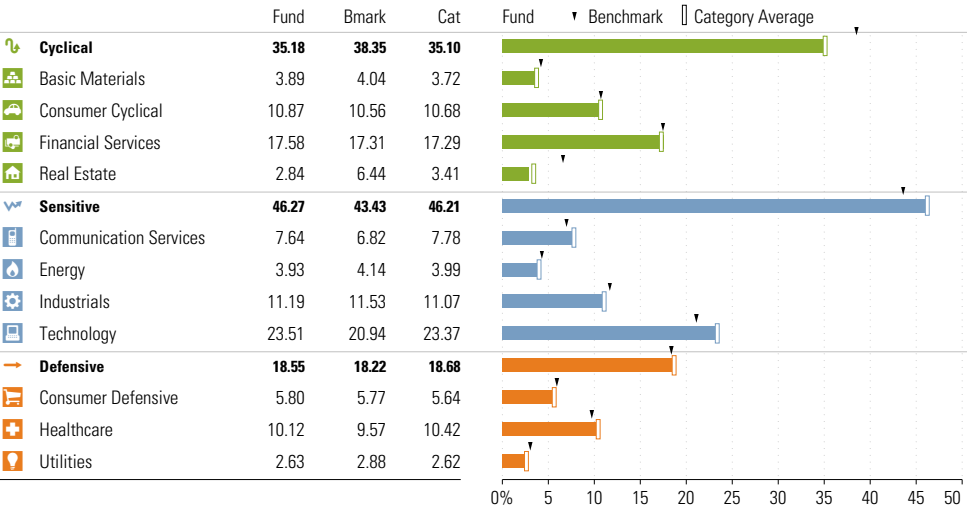
Style Analysis as of 03-31-2025  
Morningstar Style Box™



Asset Allocation as of 03-31-2025



Sector Weighting as of 03-31-2025



Top 6 Holdings as of 03-31-2025

Name	Maturity Date	% Net Asset	Cumulative %	YTD Return %	Morningstar Sector
⊕ Vanguard Total Stock Mkt Idx Instl Pls	—	52.48	52.48	—	—
⊕ Vanguard Total Intl Stock Index Inv	—	36.78	89.26	—	—
⊕ Vanguard Total Bond Market II Idx Inv	—	7.09	96.35	—	—
⊕ Vanguard Total Intl Bd II Idx Instl	—	3.06	99.41	—	—
⊕ Mktliq 12/31/2049	—	0.56	99.97	—	—
⊕ Us Dollar	—	0.03	100.00	—	—

Total Holdings 6

⊕ Increase ⊖ Decrease ✱ New to Portfolio



Vanguard Target Retirement 2060 Fund VTTSX

Morningstar Category  
Target-Date 2060

Morningstar Index  
Morningstar Mod Tgt Risk TR USD

Portfolio Manager(s)

Walter Nejman since 02-2013  
Aur lie Denis since 02-2023  
Michael Roach since 02-2023  
Roger Aliaga-Diaz since 02-2023

Quantitative Screens

- Performance:** The fund has finished in the Target-Date 2060 category's top three quartiles in 9 of the 10 years it's been in existence.
- Management:** The fund's management has been in place for 12.11 years.
- Style:** The fund has landed in its primary style box — Large Blend — 100 % of the time over the past three years.
- Net Expense:** The fund's expense ratio of 0.08 is 86.44% lower than the Target-Date 2060 category average.

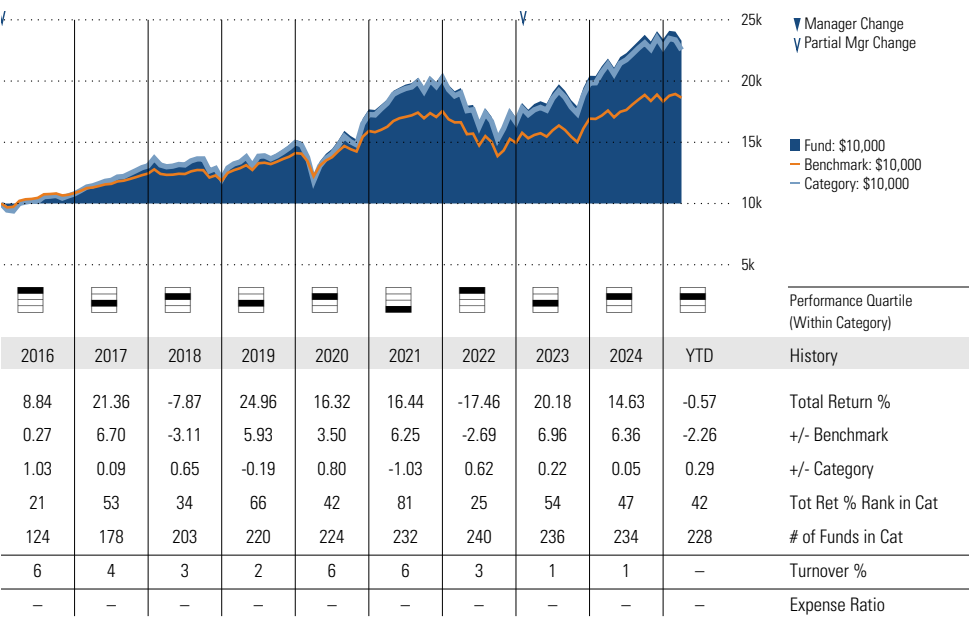
Morningstar Investment Management LLC Analysis

This fund passes all of Morningstar Investment Management's quantitative screens. Morningstar Investment Management has also assessed the fund from a qualitative perspective and, as a fiduciary, is comfortable recommending the fund's use in retirement plans.

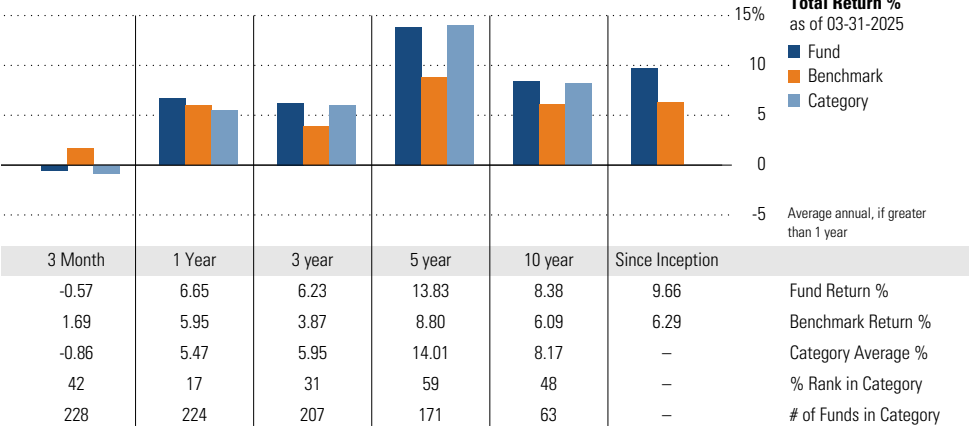
ESG Metrics

Metric	Rating	Updated
Sustainability Rating	3	02-28-2025
Carbon Risk Score	Low Risk	12-31-2022
ESG Commitment	1-Low	02-15-2022

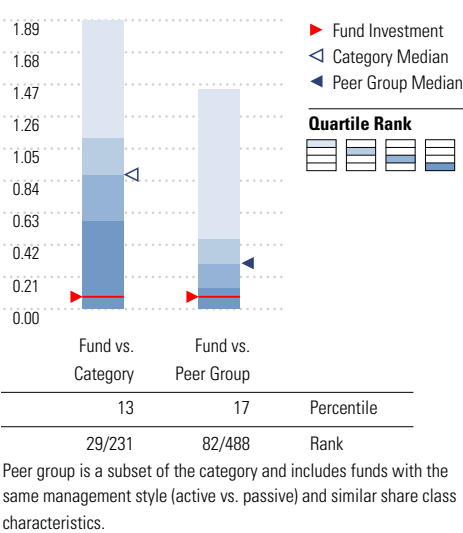
Growth of \$10,000



Trailing Performance



Net Expense



3-Year Risk Metrics

	Fund	Bmark	Cat
Alpha	1.68	—	1.36
Beta	1.21	—	1.25
R-Squared	97.22	—	95.79
Standard Deviation	15.45	12.56	16.02
Sharpe Ratio	0.18	0.00	0.16
Tracking Error	3.72	—	4.53
Information Ratio	0.64	—	0.46
Up Capture Ratio	126.65	—	129.34
Down Capture Ratio	118.16	—	122.77

Portfolio Metrics

	Fund	Bmark	Cat
Price/Earnings Ratio	19.60	19.22	20.31
Price/Book Ratio	2.58	2.39	2.81
Avg Eff Duration	6.27	—	8.81



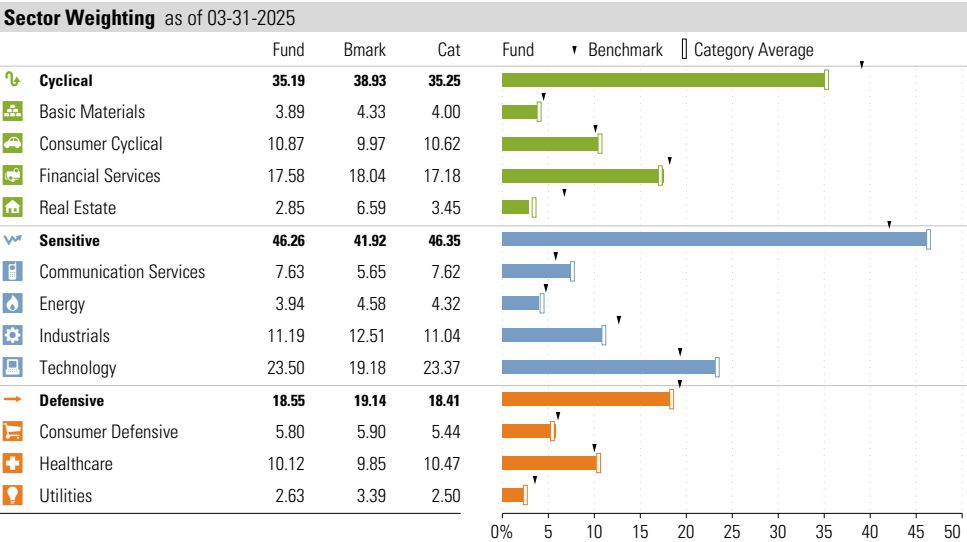
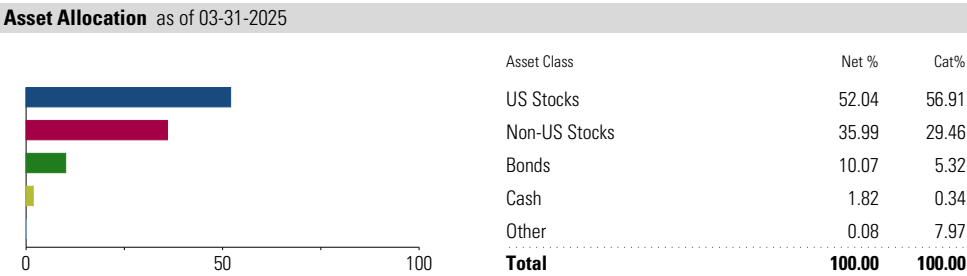
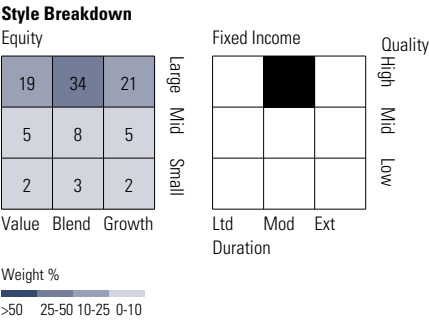
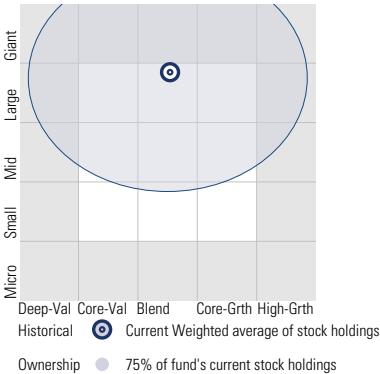
# Vanguard Target Retirement 2060 Fund VTTSX

Morningstar Category  
Target-Date 2060

Morningstar Index  
Morningstar Mod Tgt Risk TR USD

Style Analysis as of 03-31-2025

Morningstar Style Box™



Top 6 Holdings as of 03-31-2025

Name	Maturity Date	% Net Asset	Cumulative %	YTD Return %	Morningstar Sector
⊕ Vanguard Total Stock Mkt Idx Instl Pls	—	52.35	52.35	—	—
⊕ Vanguard Total Intl Stock Index Inv	—	36.80	89.15	—	—
⊕ Vanguard Total Bond Market II Idx Inv	—	7.04	96.19	—	—
⊕ Vanguard Total Intl Bd II Idx Instl	—	3.06	99.25	—	—
⊕ Mktliq 12/31/2049	—	0.72	99.97	—	—
⊕ Us Dollar	—	0.03	100.00	—	—

Total Holdings 6

⊕ Increase ⊖ Decrease ✱ New to Portfolio



Vanguard Target Retirement 2065 Fund

VLXVX

Morningstar Category  
Target-Date 2065+

Morningstar Index  
Morningstar Mod Tgt Risk TR USD

Portfolio Manager(s)

Walter Nejman since 07-2017  
Aur lie Denis since 02-2023  
Michael Roach since 02-2023  
Roger Aliaga-Diaz since 02-2023

Quantitative Screens

- Performance:** The fund has finished in the Target-Date 2065+ category's top three quartiles in 5 of the 7 years it's been in existence.
- Management:** The fund's management has been in place for 7.72 years.
- Style:** The fund has landed in its primary style box — Large Blend — 100 % of the time over the past three years.
- Net Expense:** The fund's expense ratio of 0.08 is 85.96% lower than the Target-Date 2065+ category average.

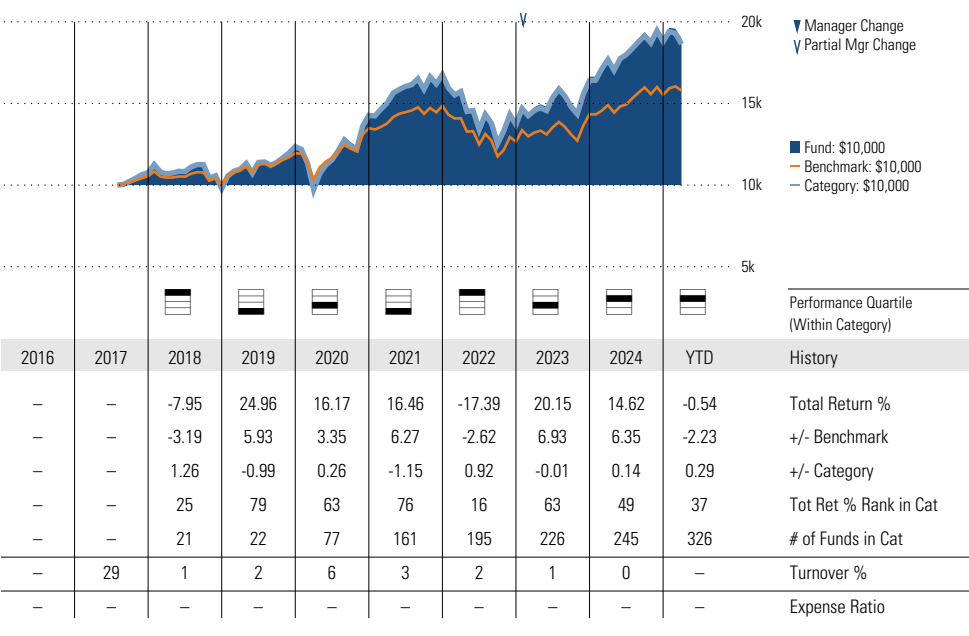
Morningstar Investment Management LLC Analysis

This fund passes all of Morningstar Investment Management's quantitative screens. Morningstar Investment Management has also assessed the fund from a qualitative perspective and, as a fiduciary, is comfortable recommending the fund's use in retirement plans.

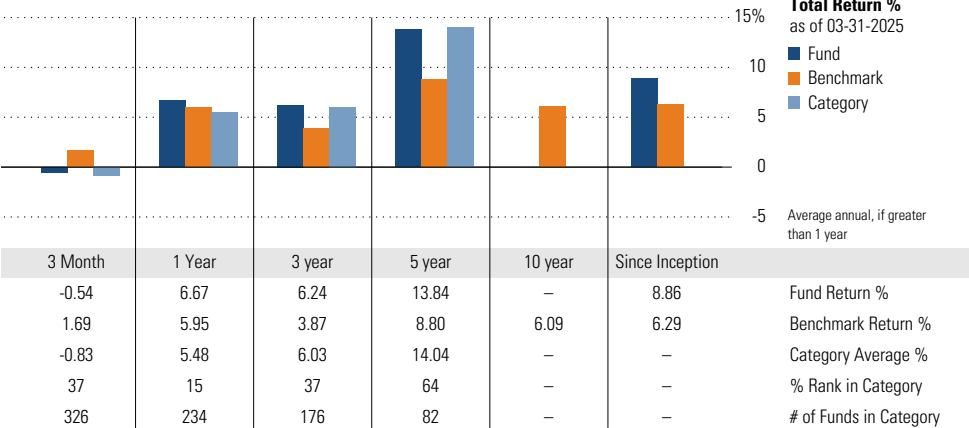
ESG Metrics

Metric	Rating	Updated
Sustainability Rating	3	02-28-2025
Carbon Risk Score	Low Risk	12-31-2022
ESG Commitment	1-Low	02-15-2022

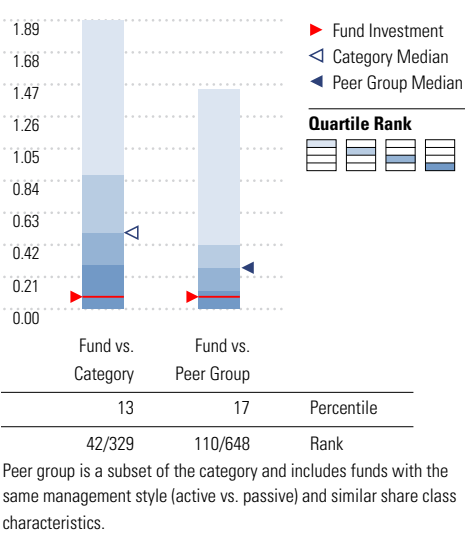
Growth of \$10,000



Trailing Performance



Net Expense



3-Year Risk Metrics

	Fund	Bmark	Cat
Alpha	1.69	—	1.69
Beta	1.21	—	1.25
R-Squared	97.25	—	95.15
Standard Deviation	15.44	12.56	16.51
Sharpe Ratio	0.18	0.00	0.16
Tracking Error	3.70	—	5.09
Information Ratio	0.64	—	0.46
Up Capture Ratio	126.57	—	130.06
Down Capture Ratio	118.03	—	122.31

Portfolio Metrics

	Fund	Bmark	Cat
Price/Earnings Ratio	19.60	19.22	19.45
Price/Book Ratio	2.58	2.39	2.57
Avg Eff Duration	6.27	—	9.04



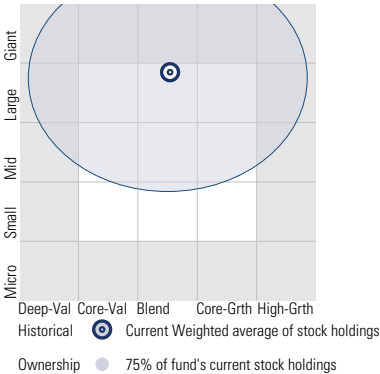
# Vanguard Target Retirement 2065 Fund

VLXVX

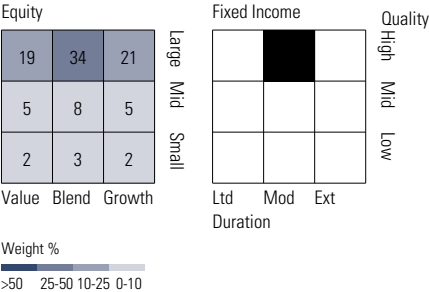
Morningstar Category  
Target-Date 2065+  
Morningstar Index  
Morningstar Mod Tgt Risk TR USD

## Style Analysis as of 03-31-2025

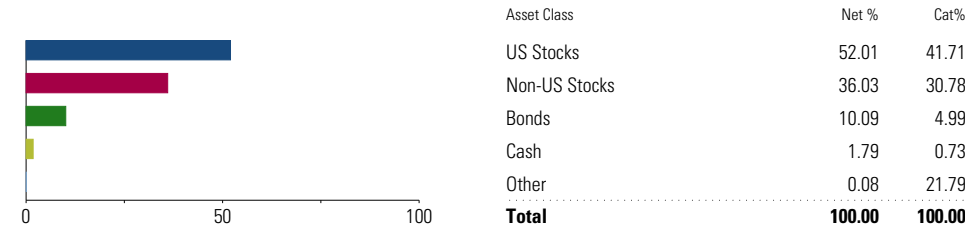
Morningstar Style Box™



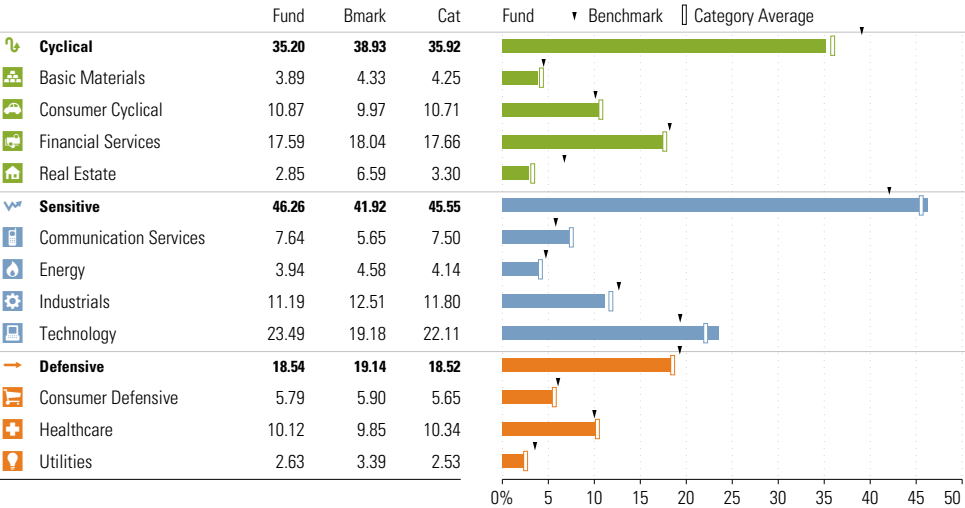
## Style Breakdown



## Asset Allocation as of 03-31-2025



## Sector Weighting as of 03-31-2025



## Top 6 Holdings as of 03-31-2025

Name	Maturity Date	% Net Asset	Cumulative %	YTD Return %	Morningstar Sector
⊕ Vanguard Total Stock Mkt Idx Instl Pls	—	52.33	52.33	—	—
⊕ Vanguard Total Intl Stock Index Inv	—	36.84	89.17	—	—
⊕ Vanguard Total Bond Market II Idx Inv	—	7.06	96.23	—	—
⊕ Vanguard Total Intl Bd II Idx Instl	—	3.05	99.29	—	—
⊕ Mktliq 12/31/2049	—	0.65	99.94	—	—
⊕ Us Dollar	—	0.06	100.00	—	—

## Total Holdings 6

⊕ Increase ⊖ Decrease ✱ New to Portfolio



Vanguard Target Retirement 2070 Fund VSVNX

Morningstar Category  
Target-Date 2065+  
Morningstar Index  
Morningstar Mod Tgt Risk TR USD

Portfolio Manager(s)

Walter Nejman since 06-2022  
Aur lie Denis since 02-2023  
Michael Roach since 02-2023  
Roger Aliaga-Diaz since 02-2023

Quantitative Screens

The Performance screen is not applicable for funds with less than three years of data.

Management: The fund's management team has been in place for less than three years.

Style: The fund has landed in its primary style box — Large Blend — 100 % of the time over the past three years.

Net Expense: The fund's expense ratio of 0.53 is 7.02% lower than the Target-Date 2065+ category average.

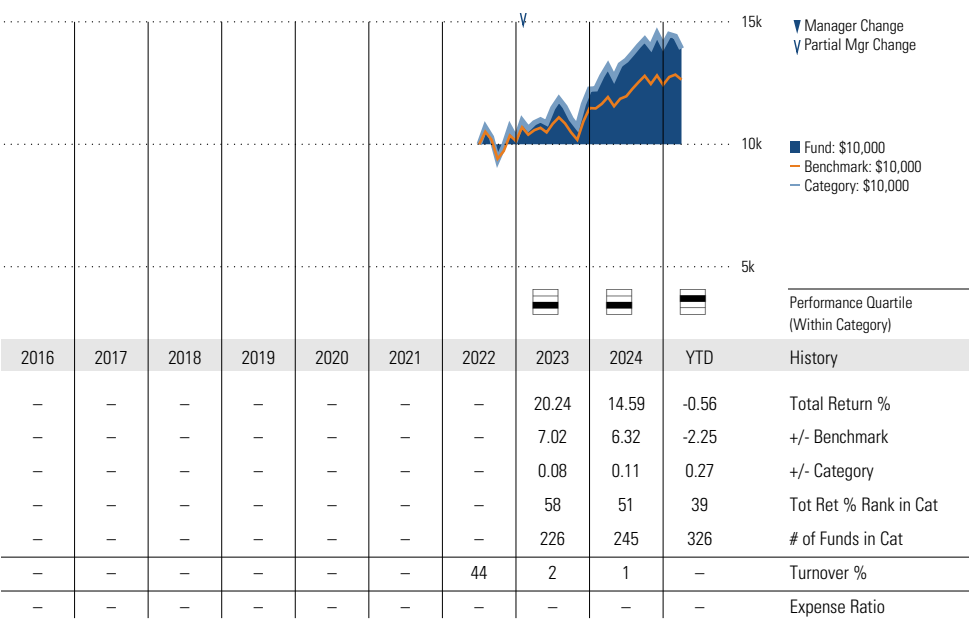
Morningstar Investment Management LLC Analysis

This fund fails the manager tenure screen due to a limited history for this target-date vintage.

ESG Metrics

Metric	Rating	Updated
Sustainability Rating	3	02-28-2025
Carbon Risk Score	Low Risk	12-31-2022

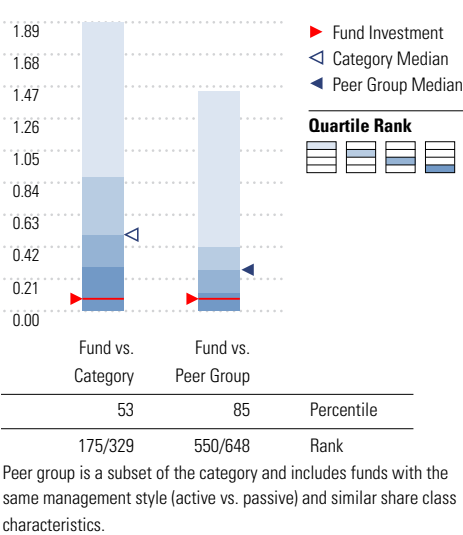
Growth of \$10,000



Trailing Performance



Net Expense



3-Year Risk Metrics

	Fund	Bmark	Cat
Alpha	-	-	1.69
Beta	-	-	1.25
R-Squared	-	-	95.15
Standard Deviation	-	12.56	16.51
Sharpe Ratio	-	0.00	0.16
Tracking Error	-	-	5.09
Information Ratio	-	-	0.46
Up Capture Ratio	-	-	130.06
Down Capture Ratio	-	-	122.31

Portfolio Metrics

	Fund	Bmark	Cat
Price/Earnings Ratio	19.61	19.22	19.45
Price/Book Ratio	2.58	2.39	2.57
Avg Eff Duration	6.26	-	9.04



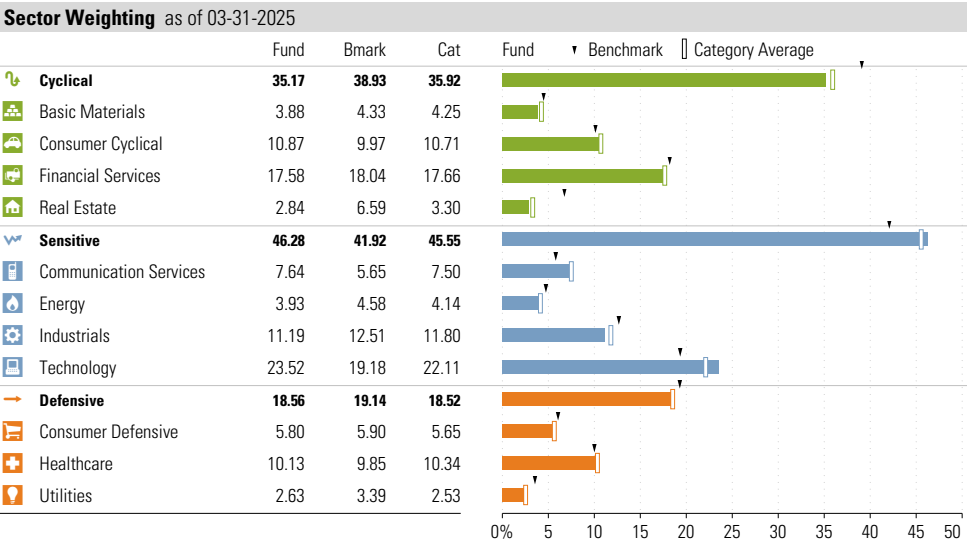
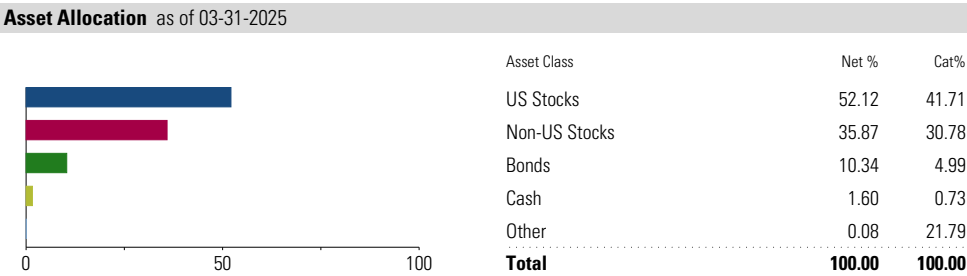
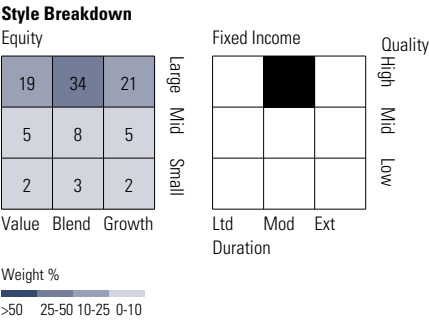
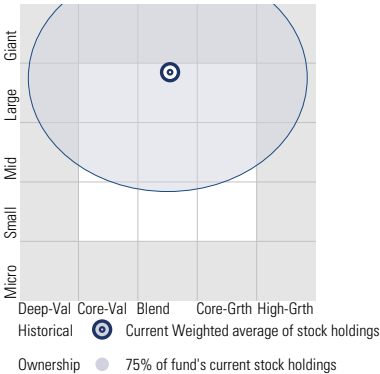
# Vanguard Target Retirement 2070 Fund VSVNX

Morningstar Category  
Target-Date 2065+

Morningstar Index  
Morningstar Mod Tgt Risk TR USD

Style Analysis as of 03-31-2025

Morningstar Style Box™



Top 6 Holdings as of 03-31-2025

Name	Maturity Date	% Net Asset	Cumulative %	YTD Return %	Morningstar Sector
⊕ Vanguard Total Stock Mkt Idx Instl Pls	—	52.43	52.43	—	—
⊕ Vanguard Total Intl Stock Index Inv	—	36.68	89.11	—	—
⊕ Vanguard Total Bond Market II Idx Inv	—	7.32	96.43	—	—
⊕ Vanguard Total Intl Bd II Idx Instl	—	3.04	99.47	—	—
⊕ Mktliq 12/31/2049	—	0.28	99.75	—	—
⊕ Us Dollar	—	0.25	100.00	—	—

Total Holdings 6

⊕ Increase ⊖ Decrease ✱ New to Portfolio



# Vanguard Target Retirement Income Fund VTINX

Morningstar Category  
Target-Date Retirement

Morningstar Index  
Morningstar Lifetime Mod Incm TR USD

Portfolio Manager(s)

Walter Nejman since 02-2013  
Aur lie Denis since 02-2023  
Michael Roach since 02-2023  
Roger Aliaga-Diaz since 02-2023

Quantitative Screens

- Performance:** The fund has finished in the Target-Date Retirement category's top three quartiles in 10 of the 10 years it's been in existence.
- Management:** The fund's management has been in place for 12.11 years.
- Style:** The fund has landed in its primary style box — Large Blend — 100 % of the time over the past three years.
- Net Expense:** The fund's expense ratio of 0.08 is 84.91% lower than the Target-Date Retirement category average.

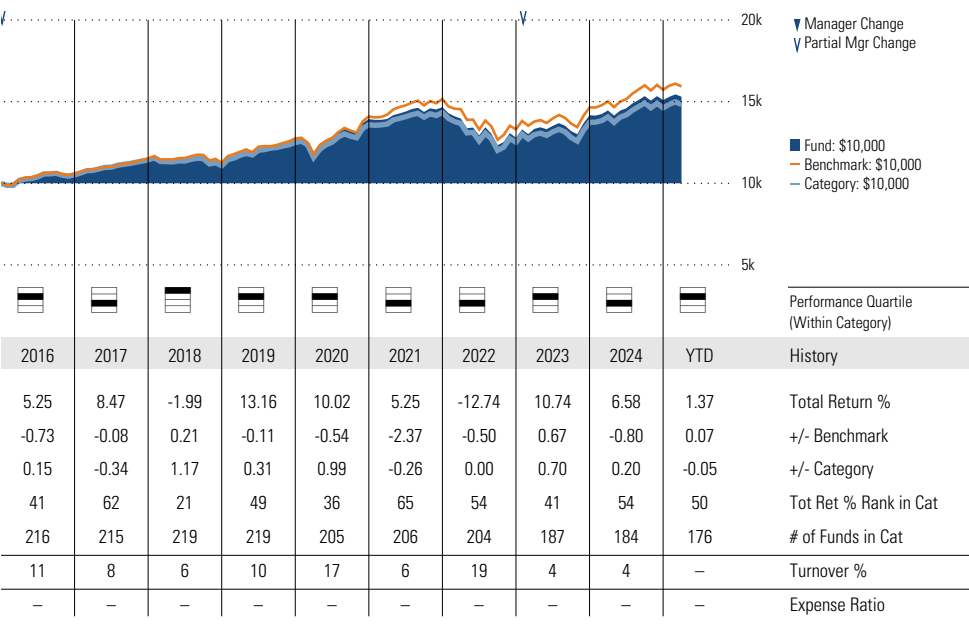
Morningstar Investment Management LLC Analysis

This fund passes all of Morningstar Investment Management's quantitative screens. Morningstar Investment Management has also assessed the fund from a qualitative perspective and, as a fiduciary, is comfortable recommending the fund's use in retirement plans.

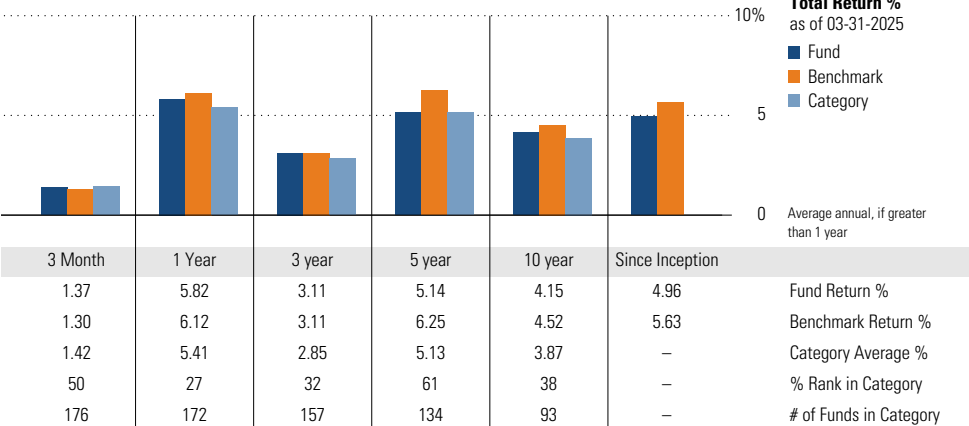
ESG Metrics

Metric	Rating	Updated
Sustainability Rating	4	02-28-2025
ESG Commitment	1-Low	02-15-2022

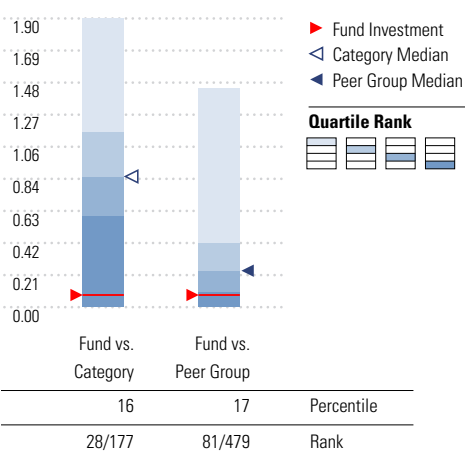
Growth of \$10,000



Trailing Performance



Net Expense



Peer group is a subset of the category and includes funds with the same management style (active vs. passive) and similar share class characteristics.

3-Year Risk Metrics

	Fund	Bmark	Cat
Alpha	0.17	—	-0.18
Beta	0.94	—	0.99
R-Squared	98.60	—	97.39
Standard Deviation	8.69	9.19	9.16
Sharpe Ratio	-0.13	-0.11	-0.15
Tracking Error	1.17	—	1.66
Information Ratio	0.00	—	-0.15
Up Capture Ratio	95.08	—	98.40
Down Capture Ratio	93.95	—	99.96

Portfolio Metrics

	Fund	Bmark	Cat
Price/Earnings Ratio	19.49	20.93	20.61
Price/Book Ratio	2.55	2.80	2.74
Avg Eff Duration	5.36	—	5.78

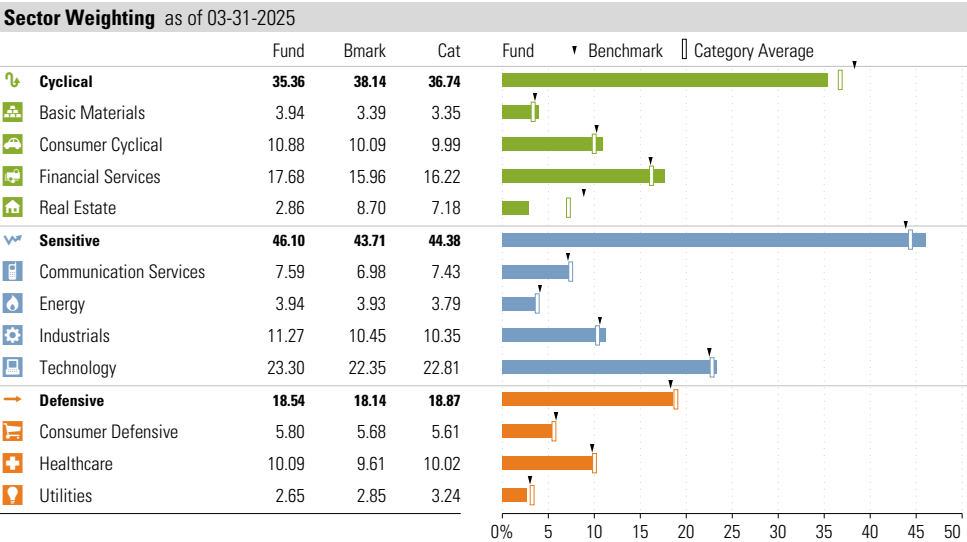
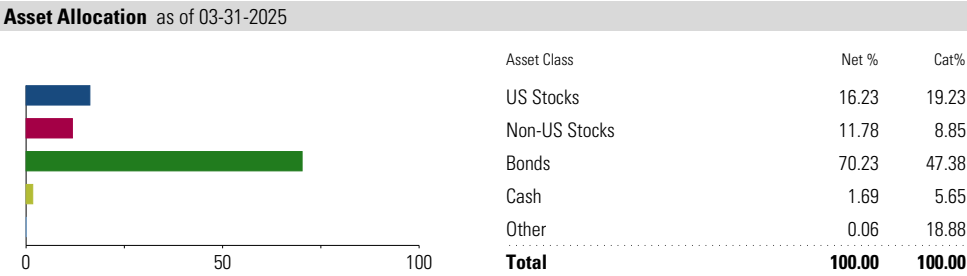
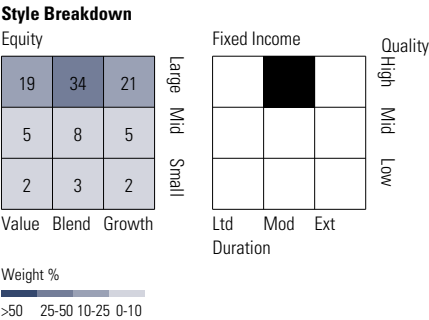
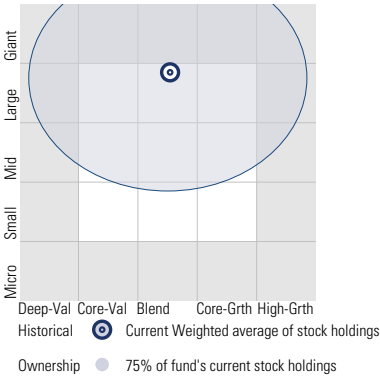


# Vanguard Target Retirement Income Fund VTINX

Morningstar Category  
Target-Date Retirement

Morningstar Index  
Morningstar Lifetime Mod Incm TR  
USD

Style Analysis as of 03-31-2025  
Morningstar Style Box™



Top 7 Holdings as of 03-31-2025						
Name	Maturity Date	% Net Asset	Cumulative %	YTD Return %	Morningstar Sector	
⊖ Vanguard Total Bond Market II Idx Inv	—	37.76	37.76	—	—	
⊖ Vanguard Shrt-Term Infl-Prot Sec Idx Adm	—	17.34	55.11	—	—	
⊖ Vanguard Total Stock Mkt Idx Instl Pls	—	16.33	71.43	—	—	
⊖ Vanguard Total Intl Bd II Idx Instl	—	15.87	87.30	—	—	
⊖ Vanguard Total Intl Stock Index Inv	—	12.05	99.35	—	—	
⊖ Mktliq 12/31/2049	—	0.65	100.01	—	—	
⊕ Us Dollar	—	0.01	100.01	—	—	

Total Holdings 7

⊕ Increase ⊖ Decrease ✖ New to Portfolio



# Vanguard Value Index Adm VVIAX

Morningstar Category  
Large Value  
Morningstar Index  
Russell 1000 Value TR USD

## Portfolio Manager(s)

Gerard O'Reilly since 12-1994  
Walter Nejman since 04-2016  
Aaron Choi since 02-2025  
Jena Stenger since 02-2025

## Quantitative Screens

- Performance:** The fund has finished in the Large Value category's top three quartiles in 10 of the 10 years it's been in existence.
- Management:** The fund's management has been in place for 30.27 years.
- Style:** The fund has landed in its primary style box — Large Value — 100 % of the time over the past three years.
- Net Expense:** The fund's expense ratio of 0.05 is 94.19% lower than the Large Value category average.

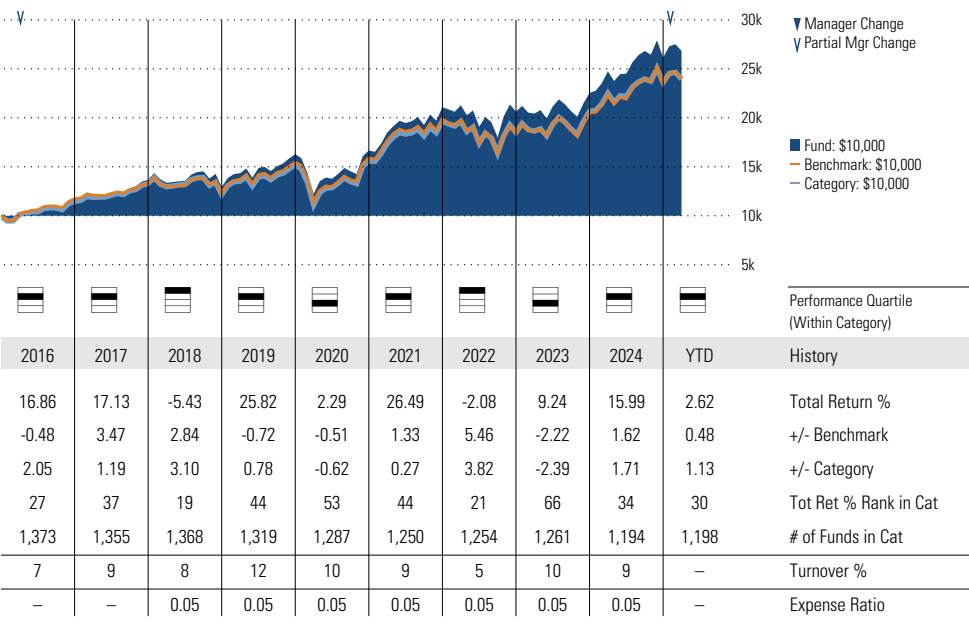
## Morningstar Investment Management LLC Analysis

This fund passes all of Morningstar Investment Management's quantitative screens. Morningstar Investment Management has also assessed the fund from a qualitative perspective and, as a fiduciary, is comfortable recommending the fund's use in retirement plans.

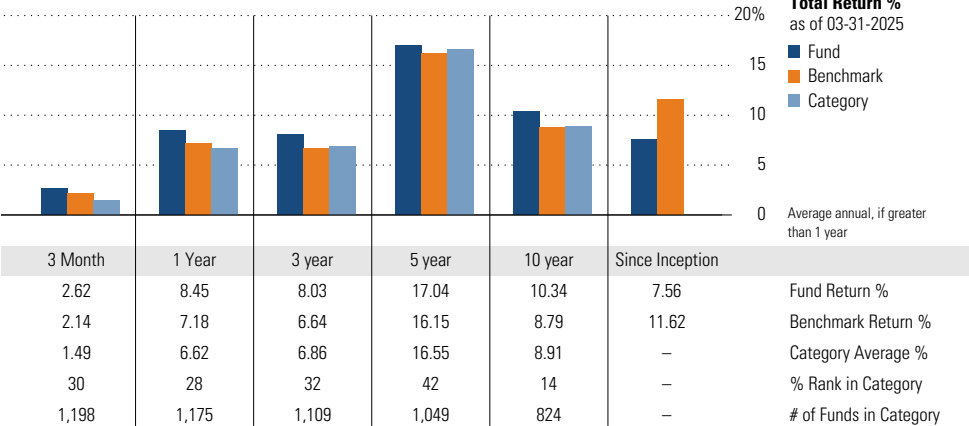
## ESG Metrics

Metric	Rating	Updated
Sustainability Rating	3	02-28-2025
Carbon Risk Score	Medium Risk	12-31-2022
ESG Commitment	1-Low	02-15-2022

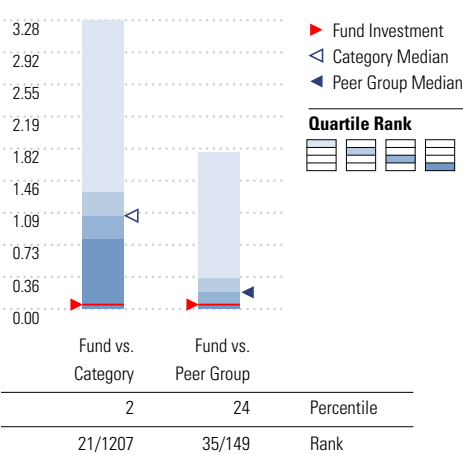
## Growth of \$10,000



## Trailing Performance



## Net Expense



Peer group is a subset of the category and includes funds with the same management style (active vs. passive) and similar share class characteristics.

## 3-Year Risk Metrics

	Fund	Bmark	Cat
Alpha	1.71	—	0.50
Beta	0.92	—	0.94
R-Squared	98.01	—	94.43
Standard Deviation	15.87	17.00	16.51
Sharpe Ratio	0.28	0.20	0.21
Tracking Error	2.59	—	4.05
Information Ratio	0.54	—	0.04
Up Capture Ratio	95.52	—	94.86
Down Capture Ratio	88.63	—	93.03

## Portfolio Metrics

	Fund	Bmark	Cat
Price/Earnings Ratio	19.28	19.63	18.49
Price/Book Ratio	2.79	2.56	2.51
Geom Avg Mkt Cap \$B	128.61	87.18	142.16
ROE	22.96	17.51	20.41

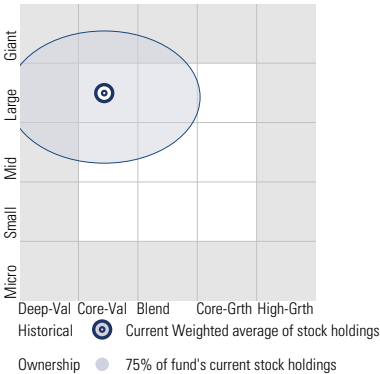


Vanguard Value Index Adm VVIAX

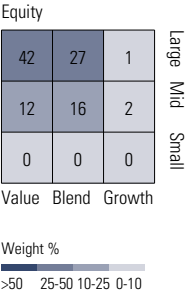
Morningstar Category Large Value  
Morningstar Index Russell 1000 Value TR USD

Style Analysis as of 03-31-2025

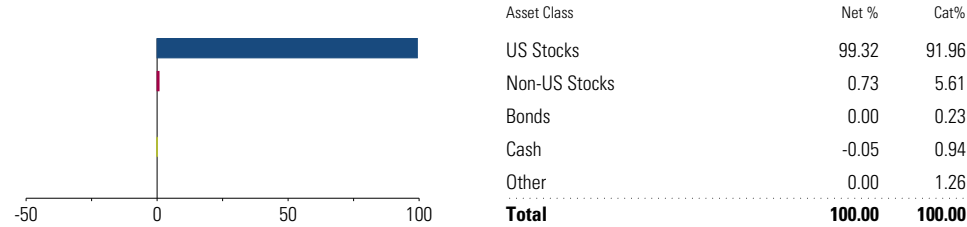
Morningstar Style Box™



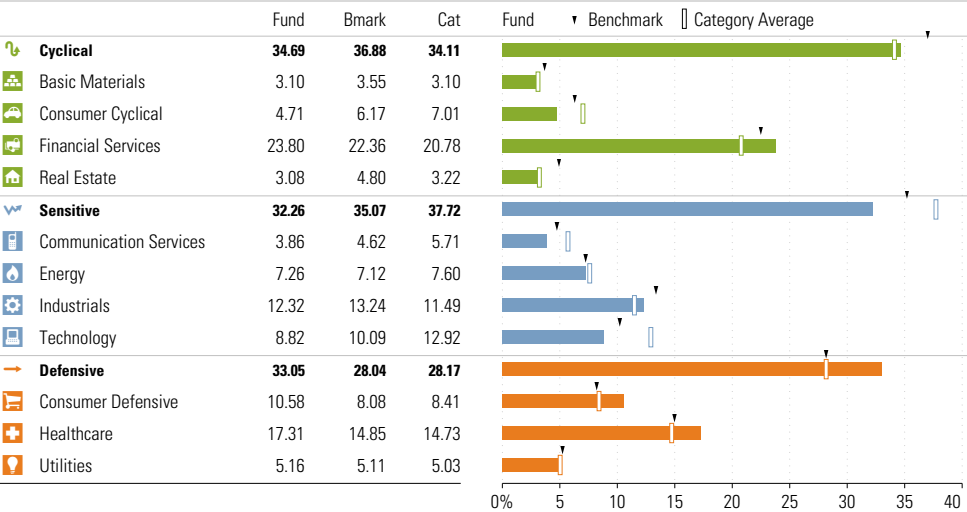
Style Breakdown



Asset Allocation as of 03-31-2025



Sector Weighting as of 03-31-2025



Top 15 Holdings as of 03-31-2025

Name	% Net Asset	Cumulative %	YTD Return %	Morningstar Sector
⊕ Berkshire Hathaway Inc Class B	3.76	3.76	17.49	Financial Services
⊕ JPMorgan Chase & Co	3.17	6.93	2.85	Financial Services
⊕ Exxon Mobil Corp	2.38	9.31	11.48	Energy
⊕ UnitedHealth Group Inc	2.23	11.54	3.95	Healthcare
⊕ Procter & Gamble Co	1.85	13.39	2.25	Consumer Defensive
⊕ Johnson & Johnson	1.85	15.23	15.53	Healthcare
⊕ Walmart Inc	1.79	17.03	-2.57	Consumer Defensive
⊕ AbbVie Inc	1.71	18.74	18.83	Healthcare
⊕ The Home Depot Inc	1.68	20.42	-5.19	Consumer Cyclical
⊖ Chevron Corp	1.29	21.71	16.68	Energy
⊕ Bank of America Corp	1.28	22.99	-4.46	Financial Services
⊕ Philip Morris International Inc	1.14	24.13	33.01	Consumer Defensive
⊕ Coca-Cola Co	1.14	25.27	15.85	Consumer Defensive
⊕ Wells Fargo & Co	1.09	26.36	2.78	Financial Services
⊕ Oracle Corp	1.08	27.44	-15.86	Technology

Total Holdings 334

⊕ Increase ⊖ Decrease ✱ New to Portfolio