

American Funds American Balanced R6 RLBGX

Morningstar Category
Moderate Allocation

Morningstar Index
Morningstar US Mod Tgt Alloc NR USD

Portfolio Manager(s)

- Hilda Applbaum since 01-1999
- Alan Berro since 03-2006
- Paul Benjamin since 07-2014
- Alan Wilson since 01-2016
- John Queen since 07-2016
- Pramod Atluri since 03-2018
- Ritchie Tuazon since 10-2020
- Mathews Cherian since 05-2021
- Chit Purani since 03-2023
- Jin Lee since 03-2023
- Anirudh Samsi since 03-2026

Quantitative Screens

✔ **Performance:** The fund has finished in the Moderate Allocation category's top three quartiles in 10 of the 10 years it's been in existence.

✔ **Management:** The fund's management has been in place for 27.26 years.

✔ **Style:** The fund has landed in its primary style box — Large Blend — 90.91 % of the time over the past three years.

✔ **Net Expense:** The fund's expense ratio of 0.25 is 73.68% lower than the Moderate Allocation category average.

Morningstar Investment Management LLC Analysis

This fund passes all of Morningstar Investment Management's quantitative screens. Morningstar Investment Management has also assessed the fund from a qualitative perspective and, as a fiduciary, is comfortable recommending the fund's use in retirement plans.

ESG Metrics

Metric	Rating	Updated
Sustainability Rating	3	02-28-2026
Carbon Risk Score	Low Risk	12-31-2022
ESG Commitment	1-Low	02-15-2022

Growth of \$10,000



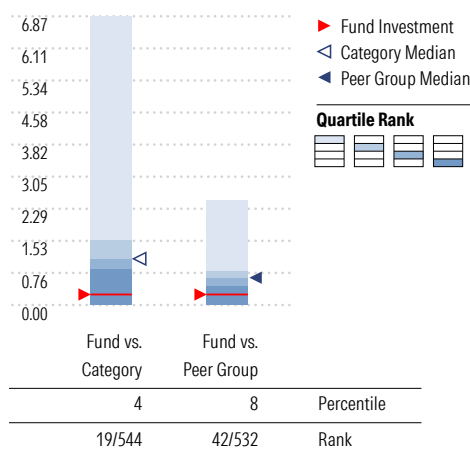
	2017	2018	2019	2020	2021	2022	2023	2024	2025	YTD	History
Performance Quartile (Within Category)	III	III	III	III	III	III	III	III	III	III	History
Total Return %	15.84	-2.42	19.55	11.22	16.11	-11.83	14.37	15.30	18.85	-1.08	Total Return %
+/- Benchmark	1.56	1.24	-0.78	-3.04	3.74	3.49	-2.38	2.35	4.25	1.08	+/- Benchmark
+/- Category	2.63	3.34	0.32	-0.50	2.22	1.81	0.59	3.91	6.35	0.10	+/- Category
Tot Ret % Rank in Cat	15	8	48	57	28	24	41	14	3	40	Tot Ret % Rank in Cat
# of Funds in Cat	652	660	630	606	610	611	591	566	540	544	# of Funds in Cat
Turnover %	95	72	104	176	158	52	171	44	50	-	Turnover %
Expense Ratio	-	-	0.27	0.26	0.25	0.25	0.25	0.25	0.25	-	Expense Ratio

Trailing Performance



	3 Month	1 Year	3 year	5 year	10 year	Since Inception	
Fund Return %	-1.08	17.76	14.65	8.86	9.82	10.97	Fund Return %
Benchmark Return %	-2.16	13.03	11.94	6.61	8.47	6.22	Benchmark Return %
Category Average %	-1.18	11.92	10.91	6.16	8.07	-	Category Average %
% Rank in Category	40	8	5	4	8	-	% Rank in Category
# of Funds in Category	544	541	517	499	419	-	# of Funds in Category

Net Expense



Peer group is a subset of the category and includes funds with the same management style (active vs. passive) and similar share class characteristics.

3-Year Risk Metrics

	Fund	Bmark	Cat
Alpha	2.25	-	-0.60
Beta	1.02	-	1.01
R-Squared	94.80	-	89.84
Standard Deviation	8.73	8.37	8.91
Sharpe Ratio	1.07	0.83	0.72
Tracking Error	2.00	-	2.66
Information Ratio	1.35	-	-0.24
Up Capture Ratio	112.47	-	99.19
Down Capture Ratio	98.48	-	105.78

Portfolio Metrics

	Fund	Bmark	Cat
Price/Earnings Ratio	24.03	23.92	23.21
Price/Book Ratio	4.29	3.88	3.74
Avg Eff Duration	6.19	5.81	4.78

American Funds American Balanced R6 RLBGX

Morningstar Category
Moderate Allocation

Morningstar Index
Morningstar US Mod Tgt Alloc NR USD

Style Analysis as of 03-31-2026
Morningstar Style Box™



Style Breakdown



Asset Allocation as of 03-31-2026



Sector Weighting as of 03-31-2026



Top 10 Holdings as of 03-31-2026

Name	Maturity Date	% Net Asset	Cumulative %	YTD Return %	Morningstar Sector
⊕ Capital Group Central Cash Fund	-	6.83	6.83	-	-
⊖ Broadcom Inc	-	3.36	10.19	-	Technology
⊕ Cap Grp Cent Fd Ser Ii	-	2.81	13.00	-	-
⊖ Taiwan Semiconductor Manufacturing Co Ltd ADR	-	2.33	15.33	-	Technology
⊖ Philip Morris International Inc	-	2.23	17.56	-	Consumer Defensive
⊕ NVIDIA Corp	-	2.02	19.58	-	Technology
⊖ Microsoft Corp	-	1.99	21.57	-	Technology
⊕ Alphabet Inc Class A	-	1.74	23.31	-	Communication Svc
⊖ Alphabet Inc Class C	-	1.42	24.73	-	Communication Svc
⊕ Eli Lilly and Co	-	1.33	26.06	-	Healthcare

Total Holdings 3952

⊕ Increase ⊖ Decrease ✨ New to Portfolio

American Funds Intl Gr and Inc R6 RIGGX

Morningstar Category
Foreign Large Blend

Morningstar Index
MSCI ACWI Ex USA NR USD

Portfolio Manager(s)

Steven Watson since 10-2008
 Andrew Suzman since 10-2008
 Patrice Collette since 09-2010
 Leo Hee since 07-2015
 Michael Cohen since 07-2018
 Lisa Thompson since 09-2018
 Bobby Chada since 09-2024
 Barbara Burtin since 09-2024

Quantitative Screens

✔ **Performance:** The fund has finished in the Foreign Large Blend category's top three quartiles in 10 of the 10 years it's been in existence.

✔ **Management:** The fund's management has been in place for 17.51 years.

✔ **Style:** The fund has landed in its primary style box — Large Blend — 100% of the time over the past three years.

✔ **Net Expense:** The fund's expense ratio of 0.53 is 30.26% lower than the Foreign Large Blend category average.

Morningstar Investment Management LLC Analysis

This fund passes all of Morningstar Investment Management's quantitative screens. Morningstar Investment Management has also assessed the fund from a qualitative perspective and, as a fiduciary, is comfortable recommending the fund's use in retirement plans.

ESG Metrics

Metric	Rating	Updated
Sustainability Rating	3	02-28-2026
Carbon Risk Score	Low Risk	12-31-2022
ESG Commitment	1-Low	02-15-2022

Growth of \$10,000



Trailing Performance



Net Expense



Peer group is a subset of the category and includes funds with the same management style (active vs. passive) and similar share class characteristics.

3-Year Risk Metrics

	Fund	Bmark	Cat
Alpha	2.01	-	0.69
Beta	0.91	-	0.92
R-Squared	94.20	-	89.82
Standard Deviation	12.39	13.25	12.85
Sharpe Ratio	0.84	0.73	0.72
Tracking Error	3.22	-	4.13
Information Ratio	0.28	-	-0.06
Up Capture Ratio	98.18	-	96.90
Down Capture Ratio	90.37	-	97.14

Portfolio Metrics

	Fund	Bmark	Cat
Price/Earnings Ratio	17.20	17.16	17.60
Price/Book Ratio	2.10	2.10	2.17
Geom Avg Mkt Cap \$B	71.52	67.98	77.46
ROE	18.82	18.32	18.15

American Funds Intl Gr and Inc R6 RIGGX

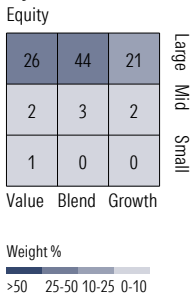
Morningstar Category
Foreign Large Blend

Morningstar Index
MSCI ACWI Ex USA NR USD

Style Analysis as of 03-31-2026
Morningstar Style Box™



Style Breakdown



Asset Allocation as of 03-31-2026



Asset Class	Net %	Cat%
US Stocks	2.88	4.67
Non-US Stocks	92.03	93.40
Bonds	0.83	1.64
Cash	4.03	-0.68
Other	0.23	0.97
Total	100.00	100.00

Sector Weighting as of 03-31-2026

	Fund	Bmark	Cat	Fund	Benchmark	Category Average
Cyclical	37.58	41.21	40.33			
Basic Materials	8.64	7.14	6.62			
Consumer Cyclical	7.68	8.27	8.57			
Financial Services	19.54	24.29	23.68			
Real Estate	1.72	1.51	1.46			
Sensitive	42.88	42.04	40.56			
Communication Services	7.02	5.30	5.31			
Energy	6.45	5.72	4.19			
Industrials	15.08	14.83	17.10			
Technology	14.33	16.19	13.96			
Defensive	19.55	16.77	19.13			
Consumer Defensive	8.26	5.65	6.49			
Healthcare	7.03	7.78	9.51			
Utilities	4.26	3.34	3.13			

World Regions % Equity 03-31-2026



Region	Fund %	Cat %	Region	Fund %	Cat %	Region	Fund %	Cat %	Market Maturity	Fund %
Greater Asia	31.86	36.31	Americas	11.30	10.68	Greater Europe	56.82	53.01	Developed Markets	88.47
Japan	8.10	18.28	North America	8.52	9.22	United Kingdom	13.60	13.02	Emerging Markets	11.53
Australasia	0.63	3.93	Central/Latin	2.78	1.46	W euro-ex UK	39.69	38.45	Not Available	0.00
Asia-4 Tigers	16.19	8.78				Emrgng Europe	0.28	0.20		
Asia-ex 4 Tigers	6.94	5.32				Africa	3.25	1.34		
Not Classified	0.00	0.00								

Top 10 Holdings as of 03-31-2026

Name	% Net Asset	Cumulative %	YTD Return %	Morningstar Sector
⊖ Taiwan Semiconductor Manufacturing Co Ltd	4.77	4.77	-	Technology
⊕ Capital Group Central Cash M	4.15	8.92	-	-
⊕ TotalEnergies SE	2.16	11.08	-	Energy
⊖ ASML Holding NV	2.10	13.18	-	Technology
⊕ AstraZeneca PLC	2.02	15.21	-	Healthcare
⊕ BAE Systems PLC	1.97	17.18	-	Industrials
⊖ Samsung Electronics Co Ltd	1.38	18.56	-	Technology
⊖ British American Tobacco PLC	1.25	19.81	-	Consumer Defensive
⊕ Industria De Diseno Textil SA Share From Split	1.24	21.05	-	Consumer Cyclical
⊕ Nestle SA	1.20	22.24	-	Consumer Defensive

Total Holdings 298

⊕ Increase ⊖ Decrease ✨ New to Portfolio

Baird Aggregate Bond Inst BAGIX

Morningstar Category
Intermediate Core Bond

Morningstar Index
Bloomberg US Agg Bond TR USD

Portfolio Manager(s)

- M. Sharon deGuzman since 09-2000
- Mary Ellen Stanek since 09-2000
- Charles Groeschell since 09-2000
- Warren Pierson since 09-2000
- Meghan Dean since 05-2019
- Jay Schwister since 05-2019
- Jeffrey Schrom since 05-2019
- Patrick Brown since 05-2021
- Abhishek Pulakanti since 05-2022
- Andrew O'Connell since 05-2022

Quantitative Screens

✔ **Performance:** The fund has finished in the Intermediate Core Bond category's top three quartiles in 10 of the 10 years it's been in existence.

✔ **Management:** The fund's management has been in place for 25.52 years.

Style Consistency is not calculated for Fixed Income funds.

✔ **Net Expense:** The fund's expense ratio of 0.3 is 36.17% lower than the Intermediate Core Bond category average.

Morningstar Investment Management LLC Analysis

This fund passes all of Morningstar Investment Management's quantitative screens. Morningstar Investment Management has also assessed the fund from a qualitative perspective and, as a fiduciary, is comfortable recommending the fund's use in retirement plans.

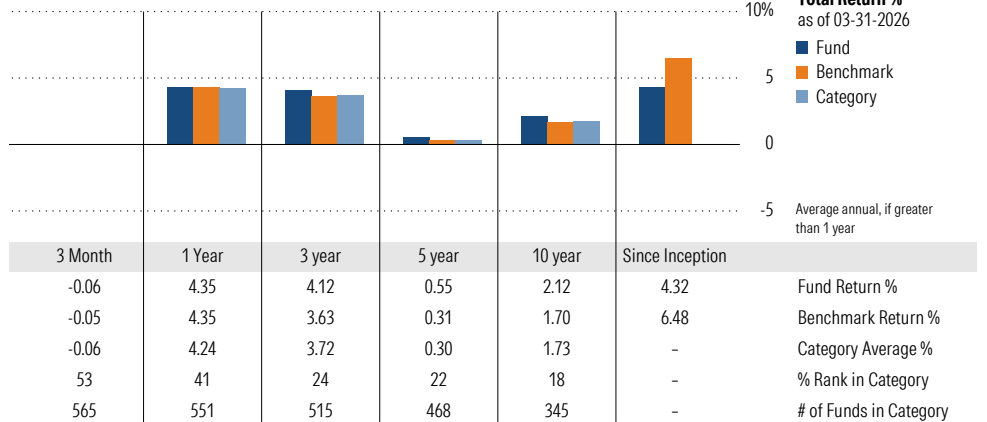
ESG Metrics

Metric	Rating	Updated
Sustainability Rating	4	02-28-2026
ESG Commitment	1-Low	02-15-2022

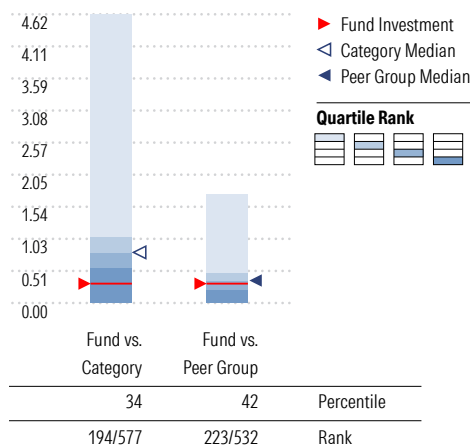
Growth of \$10,000



Trailing Performance



Net Expense



Peer group is a subset of the category and includes funds with the same management style (active vs. passive) and similar share class characteristics.

3-Year Risk Metrics

Metric	Fund	Bmark	Cat
Alpha	0.42	-	0.06
Beta	1.02	-	0.99
R-Squared	99.76	-	98.39
Standard Deviation	5.73	5.63	5.60
Sharpe Ratio	-0.10	-0.19	-0.19
Tracking Error	0.29	-	0.64
Information Ratio	1.65	-	-0.08
Up Capture Ratio	103.03	-	98.83
Down Capture Ratio	96.93	-	97.95

Portfolio Metrics

Metric	Fund	Bmark	Cat
Avg Eff Duration	5.98	4.43	5.56
Avg Eff Maturity	7.88	-	8.14

Baird Aggregate Bond Inst BAGIX

Morningstar Category
Intermediate Core Bond

Morningstar Index
Bloomberg US Agg Bond TR USD

Style Analysis as of 03-31-2026

Style Breakdown



Asset Allocation as of 03-31-2026

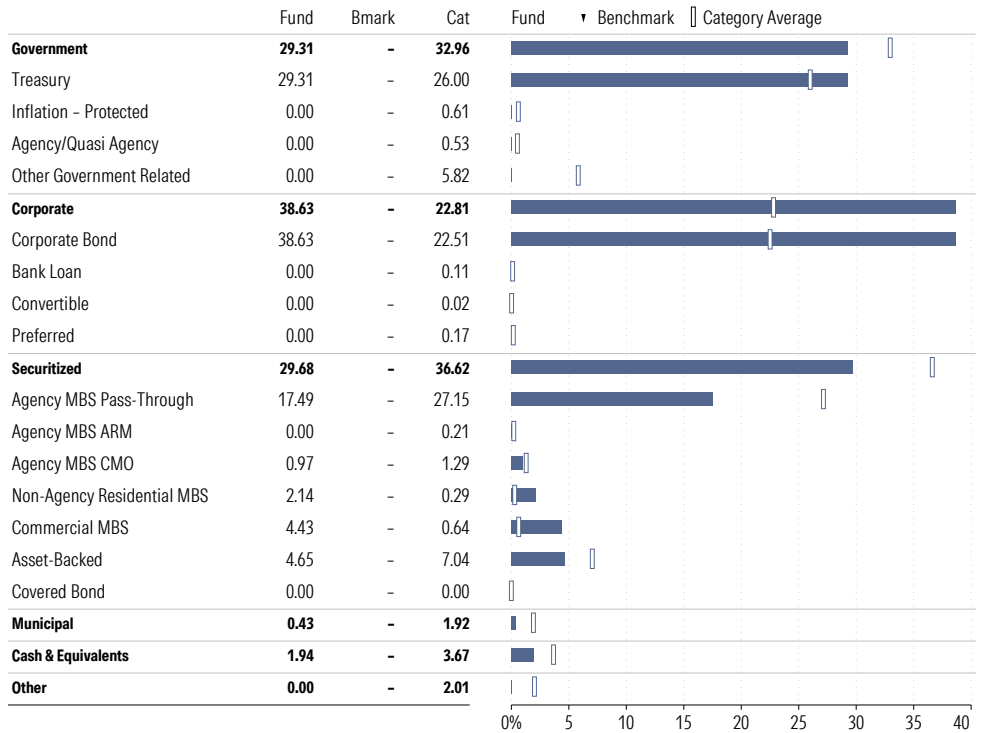


Asset Class	Net %	Cat%
US Stocks	0.00	0.11
Non-US Stocks	0.00	0.02
Bonds	97.91	96.91
Cash	2.09	1.00
Other	0.00	1.96
Total	100.00	100.00

Credit Rating Breakdown

	Fund	Bmark	Cat
AAA	11.80	3.53	14.73
AA	53.20	74.59	50.38
A	13.70	10.82	21.19
BBB	21.00	8.32	10.78
BB	0.30	0.28	1.09
B	0.00	0.00	0.54
Below B	0.00	0.00	0.14
Not Rated	0.00	2.46	1.15

Sector Weighting as of 03-31-2026



Top 10 Holdings as of 03-31-2026

Name	Maturity Date	% Net Asset	Cumulative %	Fixed Income Sector
⊖ United States Treasury Notes 4%	06-2032	2.26	2.26	-
⊖ First American Government Obligs U	02-2030	1.62	3.88	-
United States Treasury Notes 2.38%	03-2029	1.52	5.39	-
United States Treasury Bonds 2.88%	05-2043	1.44	6.84	-
United States Treasury Bonds 2.38%	02-2042	1.41	8.24	-
⊕ United States Treasury Notes 3.38%	05-2033	1.40	9.65	-
⊕ United States Treasury Notes 3.5%	03-2029	1.36	11.01	-
United States Treasury Bonds 3.38%	08-2042	1.23	12.24	-
⊖ United States Treasury Notes 3.63%	08-2028	1.21	13.45	-
⊖ United States Treasury Notes 4.63%	04-2029	1.20	14.66	-

Total Holdings 2027

⊕ Increase ⊖ Decrease ✱ New to Portfolio

DFA US Core Equity 1 I DFE0X

Morningstar Category
Large Blend

Morningstar Index
S&P 500 TR USD

Portfolio Manager(s)

Jed Fogdall since 02-2012
John Hertzler since 02-2022
Allen Pu since 02-2024

Quantitative Screens

- ✔ **Performance:** The fund has finished in the Large Blend category's top three quartiles in 10 of the 10 years it's been in existence.
- ✔ **Management:** The fund's management has been in place for 14.1 years.
- ✔ **Style:** The fund has landed in its primary style box — Large Blend — 100 % of the time over the past three years.
- ✔ **Net Expense:** The fund's expense ratio of 0.15 is 77.61% lower than the Large Blend category average.

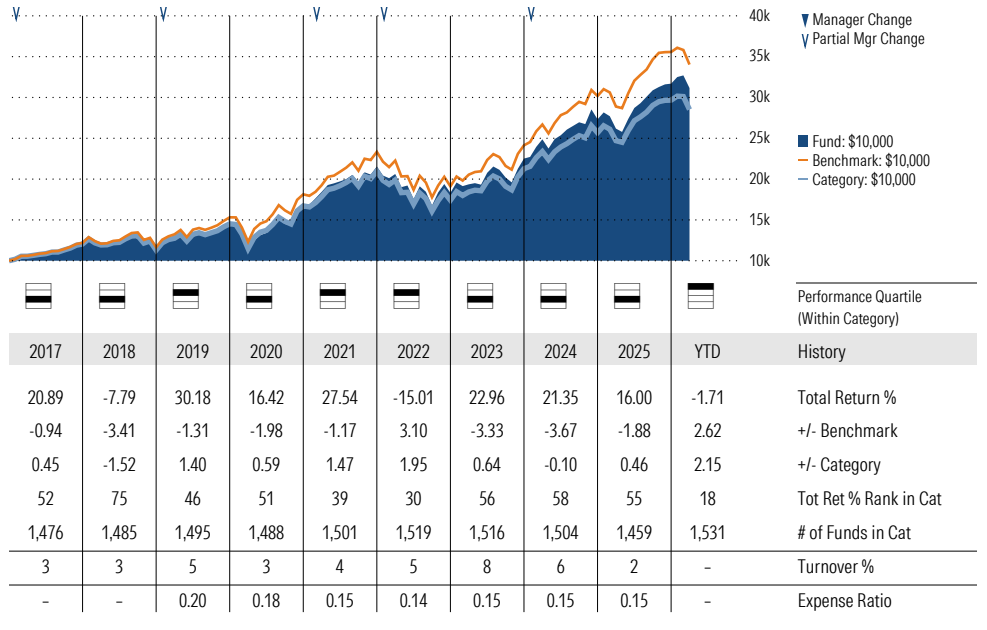
Morningstar Investment Management LLC Analysis

This fund passes all of Morningstar Investment Management's quantitative screens. Morningstar Investment Management has also assessed the fund from a qualitative perspective and, as a fiduciary, is comfortable recommending the fund's use in retirement plans.

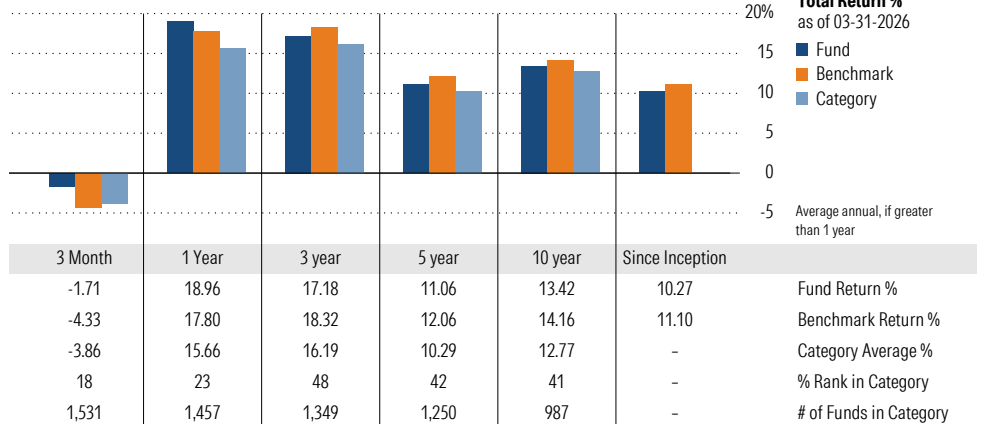
ESG Metrics

Metric	Rating	Updated
Sustainability Rating	2	02-28-2026
Carbon Risk Score	Medium Risk	12-31-2022

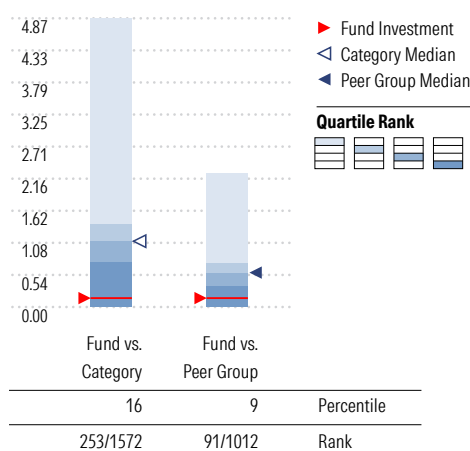
Growth of \$10,000



Trailing Performance



Net Expense



Peer group is a subset of the category and includes funds with the same management style (active vs. passive) and similar share class characteristics.

3-Year Risk Metrics

Metric	Fund	Bmark	Cat
Alpha	-1.32	-	-1.41
Beta	1.02	-	0.99
R-Squared	94.54	-	92.21
Standard Deviation	12.69	12.06	12.46
Sharpe Ratio	0.94	1.07	0.91
Tracking Error	2.98	-	2.97
Information Ratio	-0.38	-	-1.62
Up Capture Ratio	99.71	-	95.51
Down Capture Ratio	108.84	-	104.45

Portfolio Metrics

Metric	Fund	Bmark	Cat
Price/Earnings Ratio	24.37	25.79	25.89
Price/Book Ratio	3.97	4.79	5.51
Geom Avg Mkt Cap \$B	172.21	404.52	498.09
ROE	31.08	34.76	40.59

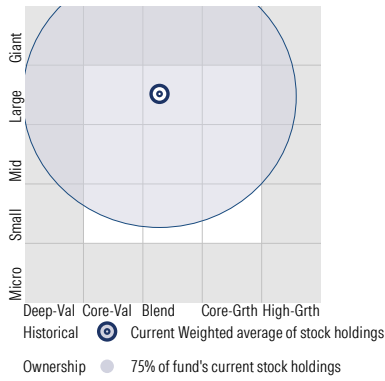
DFA US Core Equity 1 I DFE0X

Morningstar Category
Large Blend

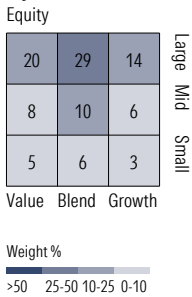
Morningstar Index
S&P 500 TR USD

Style Analysis as of 03-31-2026

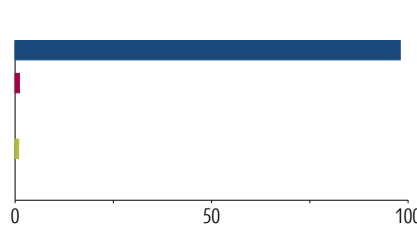
Morningstar Style Box™



Style Breakdown

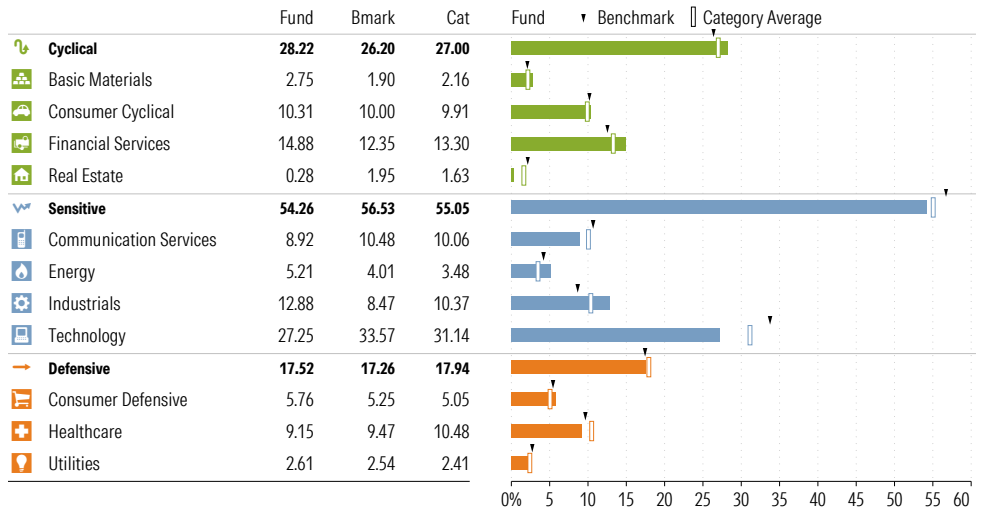


Asset Allocation as of 03-31-2026



Asset Class	Net %	Cat%
US Stocks	98.00	95.18
Non-US Stocks	1.09	2.38
Bonds	0.00	0.23
Cash	0.91	0.42
Other	0.00	1.79
Total	100.00	100.00

Sector Weighting as of 03-31-2026



Top 15 Holdings as of 03-31-2026

Name	% Net Asset	Cumulative %	YTD Return %	Morningstar Sector
⊖ NVIDIA Corp	5.50	5.50	-	Technology
Apple Inc	5.11	10.62	-	Technology
Microsoft Corp	3.43	14.05	-	Technology
Amazon.com Inc	2.38	16.43	-	Consumer Cyclical
Alphabet Inc Class A	2.13	18.56	-	Communication Svc
Meta Platforms Inc Class A	1.86	20.42	-	Communication Svc
Alphabet Inc Class C	1.85	22.27	-	Communication Svc
JPMorgan Chase & Co	1.55	23.82	-	Financial Services
Broadcom Inc	1.40	25.22	-	Technology
Exxon Mobil Corp	1.25	26.48	-	Energy
Eli Lilly and Co	1.19	27.67	-	Healthcare
Berkshire Hathaway Inc Class B	1.18	28.85	-	Financial Services
Walmart Inc	0.85	29.70	-	Consumer Defensive
⊕ Ssc Government Mm Gvmxx	0.85	30.54	-	-
⊖ Future on E-mini S&P 500 Futures	0.84	31.39	-	-

Total Holdings 2405

⊕ Increase ⊖ Decrease ✨ New to Portfolio

Federated Hermes Govt Ultrashort R6 FGULX

Morningstar Category
Ultrashort Bond

Morningstar Index
Bloomberg US Agg Bond TR USD

Portfolio Manager(s)

Susan Hill since 07-1997

Liam O'Connell since 11-2010

Quantitative Screens

✔ Performance: The fund has finished in the Ultrashort Bond category's top three quartiles in 7 of the 9 years it's been in existence.

✔ Management: The fund's management has been in place for 28.74 years.

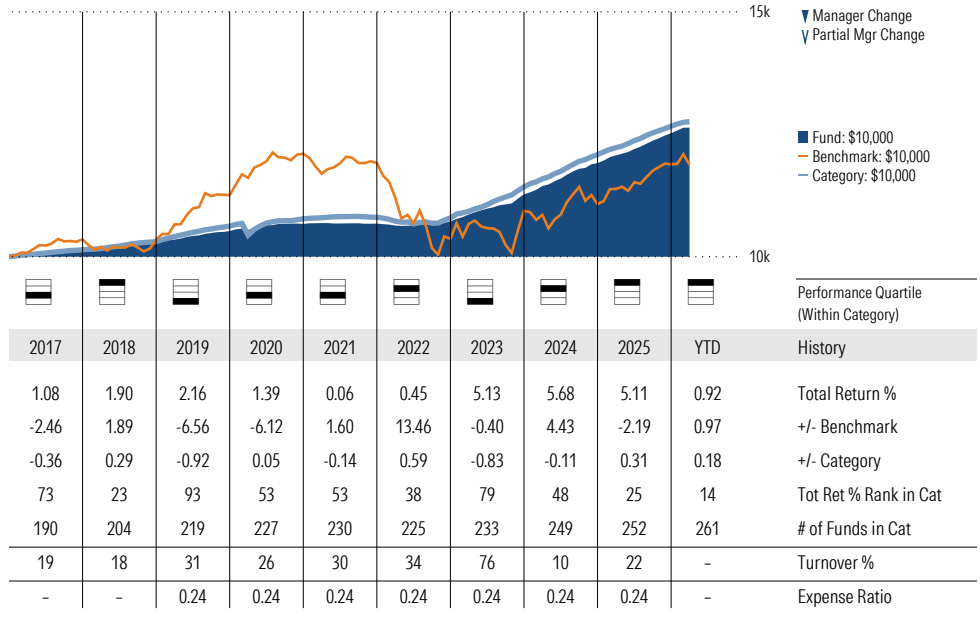
Style Consistency is not calculated for Fixed Income funds.

✔ Net Expense: The fund's expense ratio of 0.24 is 36.84% lower than the Ultrashort Bond category average.

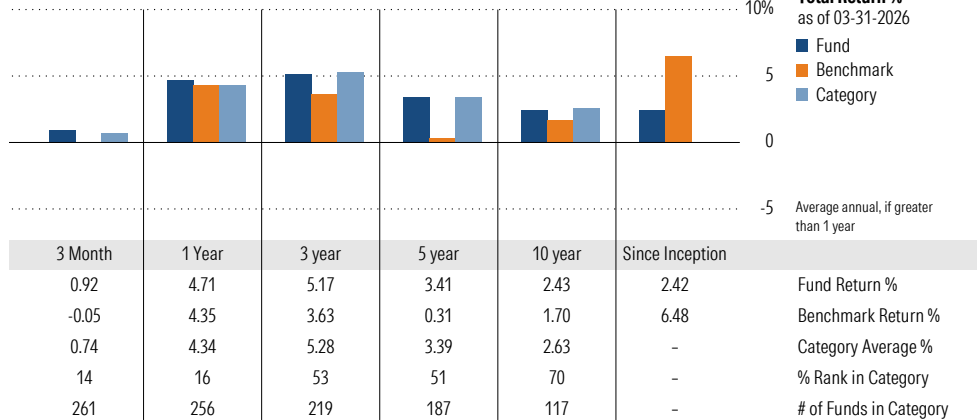
Morningstar Investment Management LLC Analysis

This fund passes all of Morningstar Investment Management's quantitative screens. Morningstar Investment Management has also assessed the fund from a qualitative perspective and, as a fiduciary, is comfortable recommending the fund's use in retirement plans.

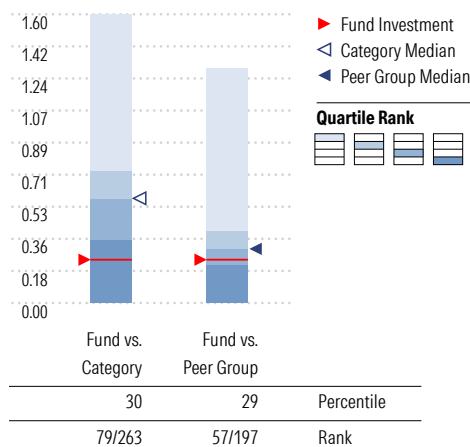
Growth of \$10,000



Trailing Performance



Net Expense



Peer group is a subset of the category and includes funds with the same management style (active vs. passive) and similar share class characteristics.

3-Year Risk Metrics

	Fund	Bmark	Cat
Alpha	4.69	-	4.98
Beta	0.10	-	0.06
R-Squared	78.17	-	34.24
Standard Deviation	0.62	5.63	0.58
Sharpe Ratio	0.44	-0.19	0.74
Tracking Error	5.09	-	5.34
Information Ratio	0.30	-	0.32
Up Capture Ratio	38.45	-	34.70
Down Capture Ratio	-23.88	-	-32.25

Portfolio Metrics

	Fund	Bmark	Cat
Avg Eff Duration	0.76	4.43	1.12
Avg Eff Maturity	2.97	-	1.65

Federated Hermes Govt Ultrashort R6 FGULX

Morningstar Category
Ultrashort Bond

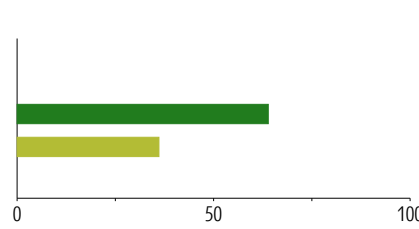
Morningstar Index
Bloomberg US Agg Bond TR USD

Style Analysis as of 03-31-2026

Style Breakdown



Asset Allocation as of 03-31-2026

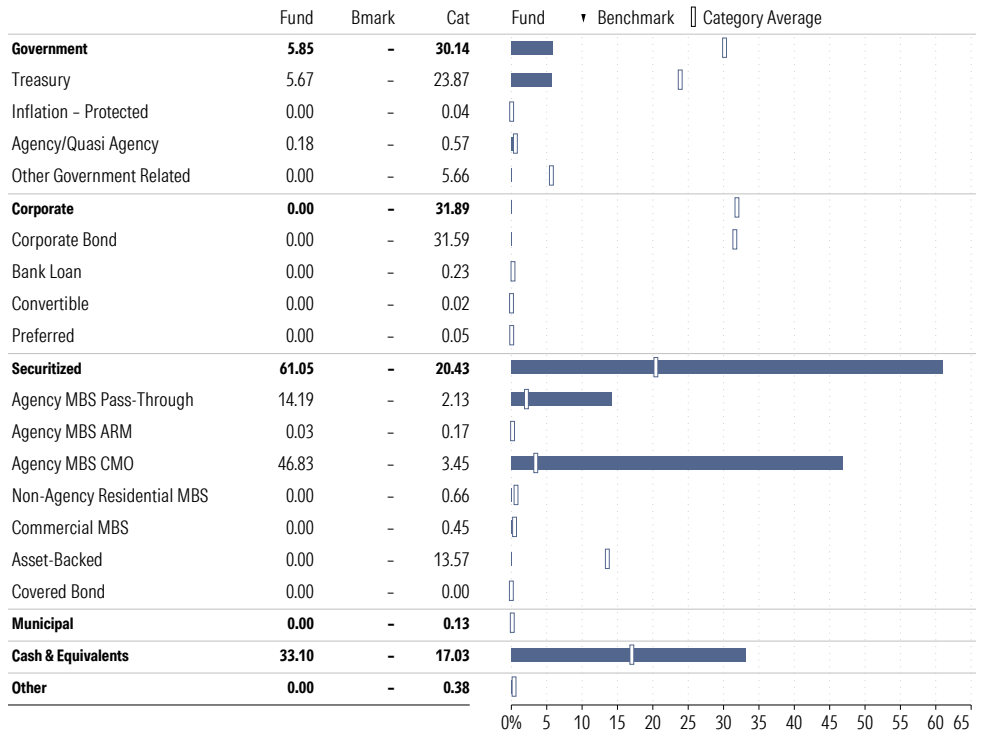


Asset Class	Net %	Cat%
US Stocks	0.00	0.27
Non-US Stocks	0.00	0.00
Bonds	63.91	66.45
Cash	36.09	32.97
Other	0.00	0.30
Total	100.00	100.00

Credit Rating Breakdown

	Fund	Bmark	Cat
AAA	100.00	3.53	23.73
AA	0.00	74.59	23.78
A	0.00	10.82	23.51
BBB	0.00	8.32	16.55
BB	0.00	0.28	1.88
B	0.00	0.00	0.68
Below B	0.00	0.00	0.17
Not Rated	0.00	2.46	9.71

Sector Weighting as of 03-31-2026



Top 10 Holdings as of 03-31-2026

Name	Maturity Date	% Net Asset	Cumulative %	Fixed Income Sector
⊕ Hsbc Repo 4 Repo	01-2026	11.49	11.49	-
⊕ Bank Of Montreal 6 Repo	01-2026	11.49	22.98	-
⊕ Repo Bank America Repo	01-2026	9.88	32.87	-
⊖ FEDERAL HOME LN MTG CORP MULTICLASS MTG PARTN CTFS GTD 4.97419%	08-2055	2.08	34.94	-
FEDERAL HOME LN MTG CORP MULTICLASS MTG PARTN CTFS GTD 4.66858%	04-2033	1.99	36.93	-
⊖ Government National Mortgage Association 4.74765%	10-2054	1.80	38.73	-
⊖ Government National Mortgage Association 4.76765%	03-2054	1.79	40.52	-
FEDERAL HOME LN MTG CORP MULTICLASS MTG PARTN CTFS GTD 4.56858%	01-2035	1.77	42.29	-
⊖ Government National Mortgage Association 5.12871%	01-2073	1.58	43.87	-
⊖ FEDERAL HOME LN MTG CORP MULTICLASS MTG PARTN CTFS GTD 4.56858%	12-2032	1.48	45.35	-

Total Holdings 249

⊕ Increase ⊖ Decrease ✱ New to Portfolio

Vanguard FTSE Social Index Admiral VFTAX

Morningstar Category
Large Blend

Morningstar Index
S&P 500 TR USD

Portfolio Manager(s)

Gerard O'Reilly since 12-2015
Aaron Choi since 02-2025
Chris Nieves since 02-2025

Quantitative Screens

✔ **Performance:** The fund has finished in the Large Blend category's top three quartiles in 5 of the 6 years it's been in existence.

✔ **Management:** The fund's management has been in place for 10.28 years.

✗ **Style:** The fund has landed in its primary style box — Large Blend — 55.56 % of the time over the past three years.

✔ **Net Expense:** The fund's expense ratio of 0.11 is 83.58% lower than the Large Blend category average.

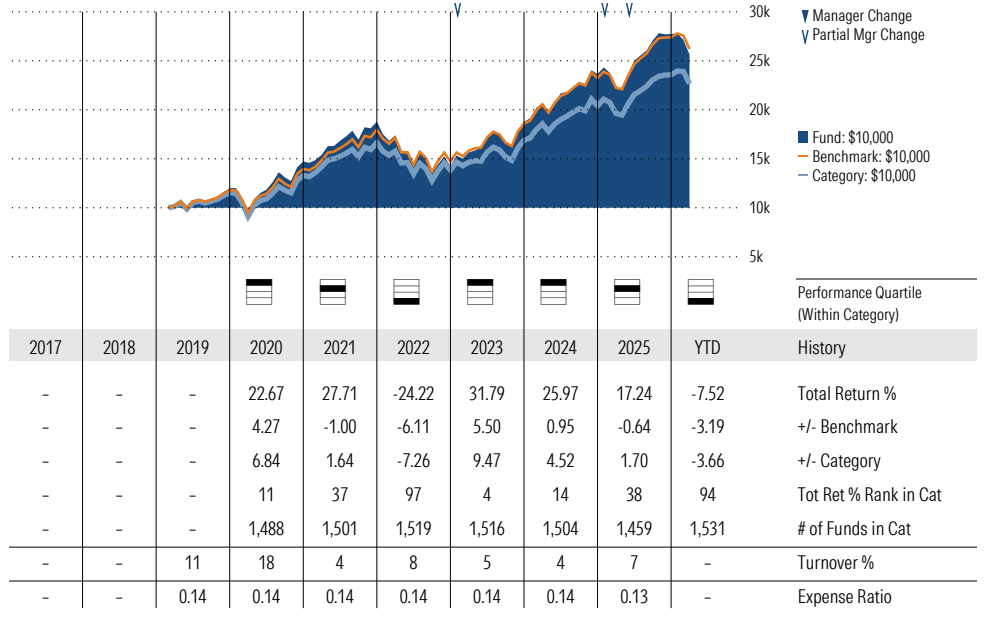
Morningstar Investment Management LLC Analysis

This fund fails our style consistency screen; however, its current style box positioning is a function of the index it tracks, and we do not regard the screen failure as significant.

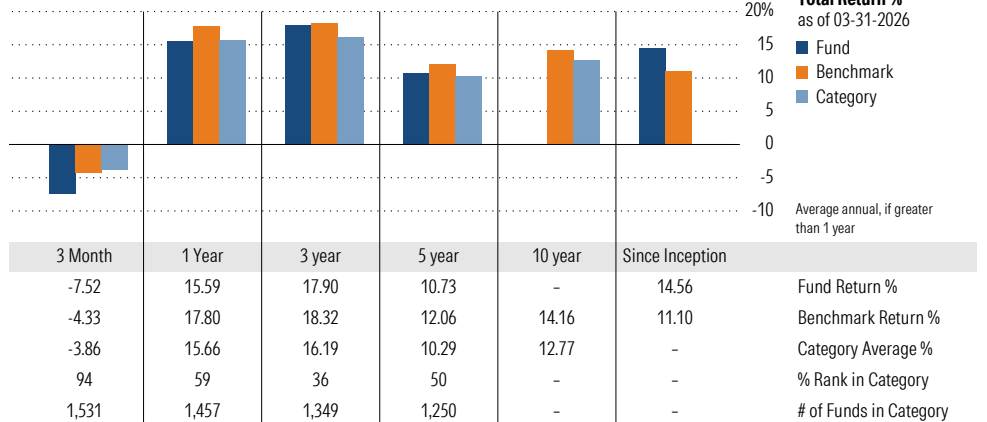
ESG Metrics

Metric	Rating	Updated
Sustainability Rating	4	02-28-2026
Carbon Risk Score	Low Risk	12-31-2022
ESG Commitment	2-Basic	02-15-2022

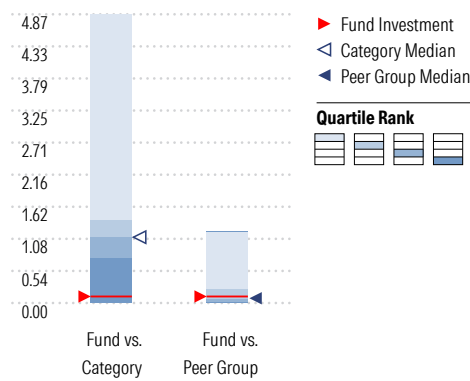
Growth of \$10,000



Trailing Performance



Net Expense



Peer group is a subset of the category and includes funds with the same management style (active vs. passive) and similar share class characteristics.

3-Year Risk Metrics

Metric	Fund	Bmark	Cat
Alpha	-1.66	-	-1.41
Beta	1.08	-	0.99
R-Squared	97.62	-	92.21
Standard Deviation	13.20	12.06	12.46
Sharpe Ratio	0.96	1.07	0.91
Tracking Error	2.26	-	2.97
Information Ratio	-0.18	-	-1.62
Up Capture Ratio	103.41	-	95.51
Down Capture Ratio	112.38	-	104.45

Portfolio Metrics

Metric	Fund	Bmark	Cat
Price/Earnings Ratio	26.03	25.79	25.89
Price/Book Ratio	5.38	4.79	5.51
Geom Avg Mkt Cap \$B	481.29	404.52	498.09
ROE	37.39	34.76	40.59

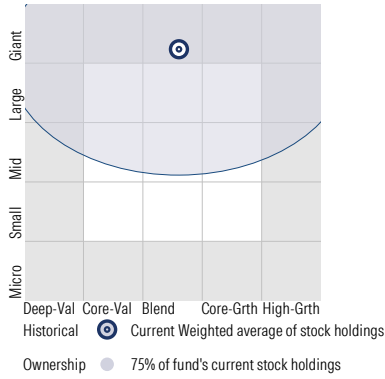
Vanguard FTSE Social Index Admiral VFTAX

Morningstar Category
Large Blend

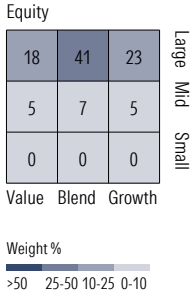
Morningstar Index
S&P 500 TR USD

Style Analysis as of 03-31-2026

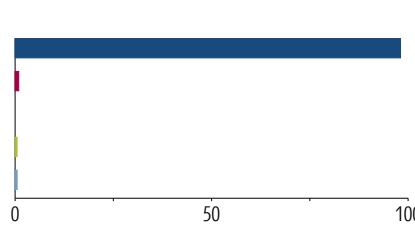
Morningstar Style Box™



Style Breakdown

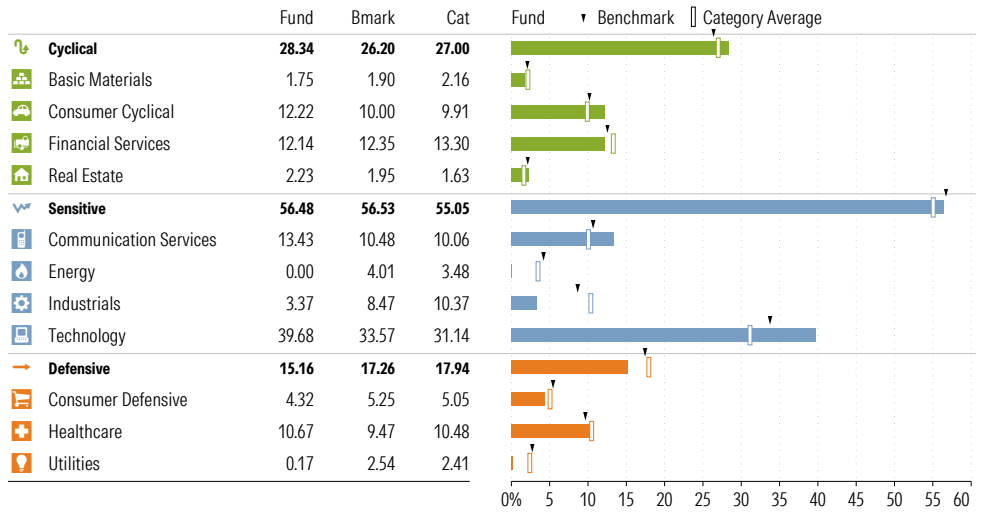


Asset Allocation as of 03-31-2026



Asset Class	Net %	Cat%
US Stocks	98.07	95.18
Non-US Stocks	0.92	2.38
Bonds	0.00	0.23
Cash	0.50	0.42
Other	0.52	1.79
Total	100.00	100.00

Sector Weighting as of 03-31-2026



Top 15 Holdings as of 03-31-2026

Name	% Net Asset	Cumulative %	YTD Return %	Morningstar Sector
⊖ NVIDIA Corp	9.04	9.04	-	Technology
⊖ Apple Inc	8.10	17.13	-	Technology
⊖ Microsoft Corp	6.08	23.21	-	Technology
⊖ Amazon.com Inc	4.42	27.63	-	Consumer Cyclical
⊖ Alphabet Inc Class A	3.70	31.33	-	Communication Svc
⊖ Broadcom Inc	3.16	34.50	-	Technology
⊖ Alphabet Inc Class C	3.01	37.51	-	Communication Svc
⊖ Meta Platforms Inc Class A	2.77	40.27	-	Communication Svc
⊖ Tesla Inc	2.32	42.59	-	Consumer Cyclical
⊖ JPMorgan Chase & Co	1.65	44.25	-	Financial Services
⊖ Eli Lilly and Co	1.63	45.88	-	Healthcare
⊖ Costco Wholesale Corp	0.98	46.86	-	Consumer Defensive
⊖ Netflix Inc	0.90	47.76	-	Communication Svc
⊖ Mastercard Inc Class A	0.89	48.65	-	Financial Services
⊖ Visa Inc Class A	0.86	49.51	-	Financial Services

Total Holdings 392

⊕ Increase ⊖ Decrease ✨ New to Portfolio

Vanguard Inflation-Protected Secs Adm VAIPX

Morningstar Category
Inflation-Protected Bond

Morningstar Index
Bloomberg US Treasury US TIPS TR USD

Portfolio Manager(s)

John Madziyire since 11-2021
Brian Quigley since 04-2026

Quantitative Screens

✔ Performance: The fund has finished in the Inflation-Protected Bond category's top three quartiles in 10 of the 10 years it's been in existence.

✔ Management: The fund's management has been in place for 4.39 years.

Style Consistency is not calculated for Fixed Income funds.

✔ Net Expense: The fund's expense ratio of 0.1 is 83.87% lower than the Inflation-Protected Bond category average.

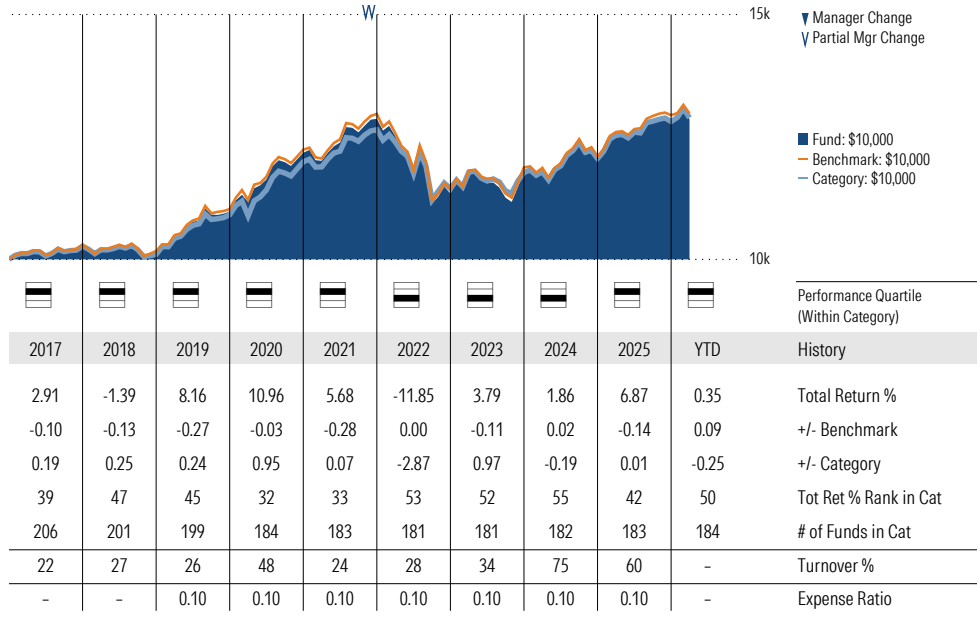
Morningstar Investment Management LLC Analysis

This fund passes all of Morningstar Investment Management's quantitative screens. Morningstar Investment Management has also assessed the fund from a qualitative perspective and, as a fiduciary, is comfortable recommending the fund's use in retirement plans.

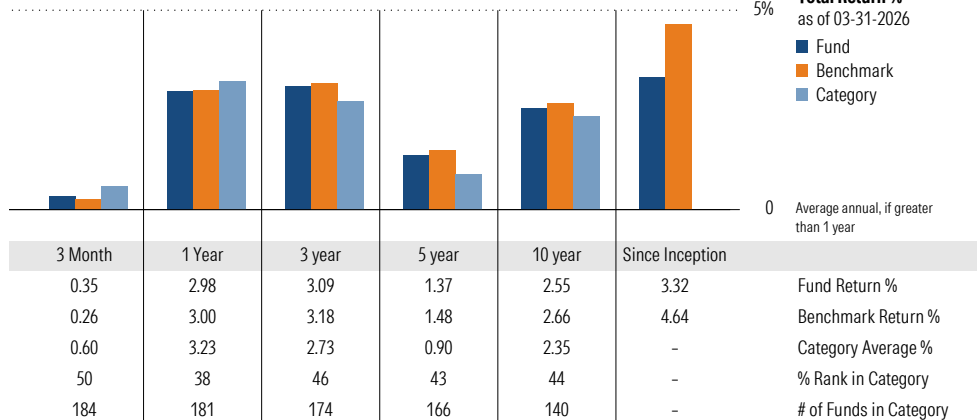
ESG Metrics

Metric	Rating	Updated
Sustainability Rating	3	02-28-2026

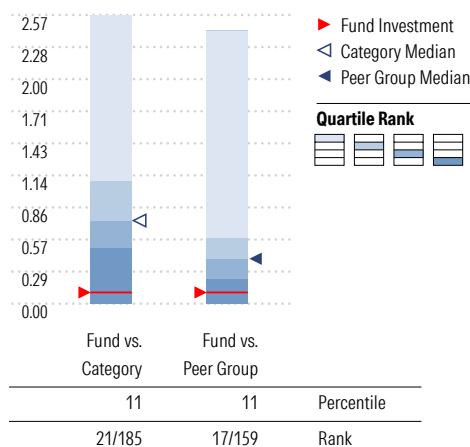
Growth of \$10,000



Trailing Performance



Net Expense



3-Year Risk Metrics

Metric	Fund	Bmark	Cat
Alpha	-0.11	-	-0.39
Beta	1.01	-	1.03
R-Squared	99.83	-	94.74
Standard Deviation	4.29	4.27	4.62
Sharpe Ratio	-0.38	-0.37	-0.40
Tracking Error	0.18	-	1.06
Information Ratio	-0.52	-	-0.51
Up Capture Ratio	100.78	-	101.50
Down Capture Ratio	103.28	-	109.16

Portfolio Metrics

Metric	Fund	Bmark	Cat
Avg Eff Duration	6.42	4.52	5.67
Avg Eff Maturity	7.20	-	6.25

Peer group is a subset of the category and includes funds with the same management style (active vs. passive) and similar share class characteristics.

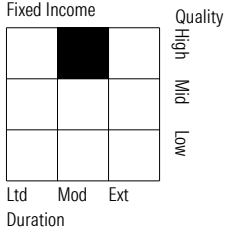
Vanguard Inflation-Protected Secs Adm VAIPX

Morningstar Category
Inflation-Protected Bond

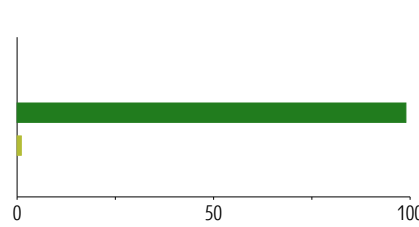
Morningstar Index
Bloomberg US Treasury US TIPS TR USD

Style Analysis as of 03-31-2026

Style Breakdown



Asset Allocation as of 03-31-2026

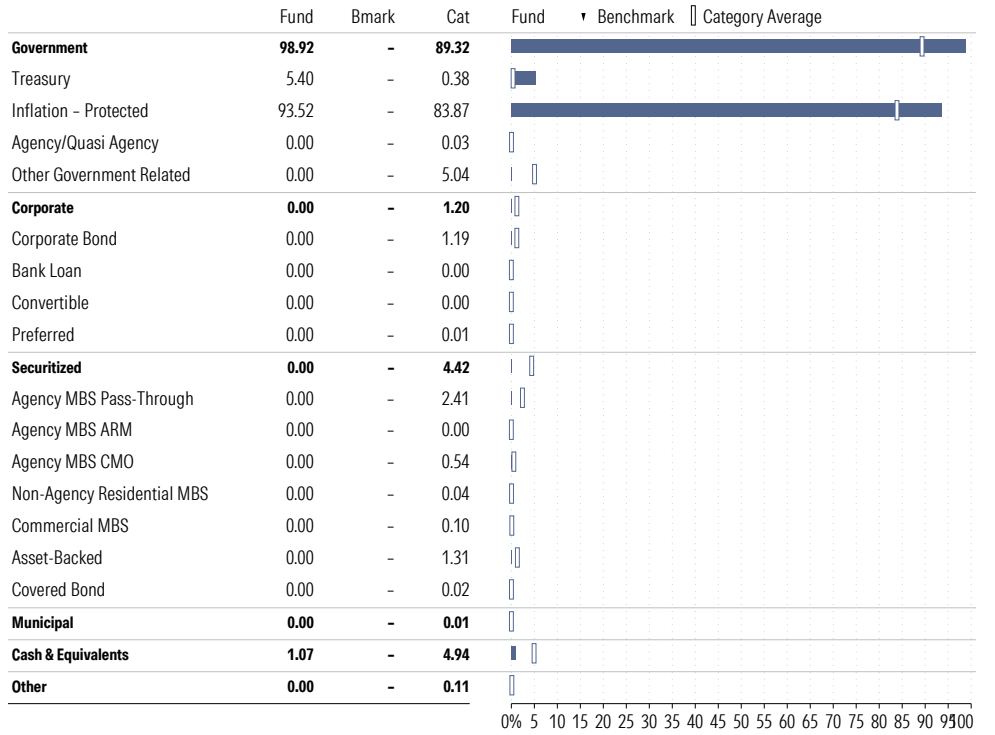


Asset Class	Net %	Cat%
US Stocks	0.00	0.18
Non-US Stocks	0.00	0.02
Bonds	98.93	101.40
Cash	1.07	0.18
Other	0.00	-1.78
Total	100.00	100.00

Credit Rating Breakdown

	Fund	Bmark	Cat
AAA	99.28	0.00	21.74
AA	0.00	99.60	72.51
A	0.00	0.00	0.53
BBB	0.00	0.00	1.15
BB	0.00	0.00	0.39
B	0.00	0.00	0.11
Below B	0.00	0.00	0.11
Not Rated	0.72	0.40	3.46

Sector Weighting as of 03-31-2026



Top 10 Holdings as of 03-31-2026

Name	Maturity Date	% Net Asset	Cumulative %	Fixed Income Sector
United States Treasury Notes	-	3.93	3.93	-
⊖ United States Treasury Notes	-	3.69	7.62	-
⊖ United States Treasury Notes	-	3.42	11.03	-
United States Treasury Notes	-	3.29	14.32	-
United States Treasury Notes	-	3.28	17.60	-
⊖ United States Treasury Notes	-	3.26	20.86	-
United States Treasury Notes	-	3.23	24.09	-
United States Treasury Notes	-	3.17	27.26	-
United States Treasury Notes	-	3.12	30.38	-
United States Treasury Notes	-	3.11	33.49	-

Total Holdings 78

⊕ Increase ⊖ Decrease ✱ New to Portfolio

Vanguard Mid Cap Index Admiral VIMAX

Morningstar Category
Mid-Cap Blend

Morningstar Index
Russell Mid Cap TR USD

Portfolio Manager(s)

Aaron Choi since 08-2023

Kenny Narzikul since 02-2025

Quantitative Screens

✔ **Performance:** The fund has finished in the Mid-Cap Blend category's top three quartiles in 9 of the 10 years it's been in existence.

✘ **Management:** The fund's management team has been in place for less than three years.

✔ **Style:** The fund has landed in its primary style box — Mid-Cap Blend — 100 % of the time over the past three years.

✔ **Net Expense:** The fund's expense ratio of 0.05 is 93.42% lower than the Mid-Cap Blend category average.

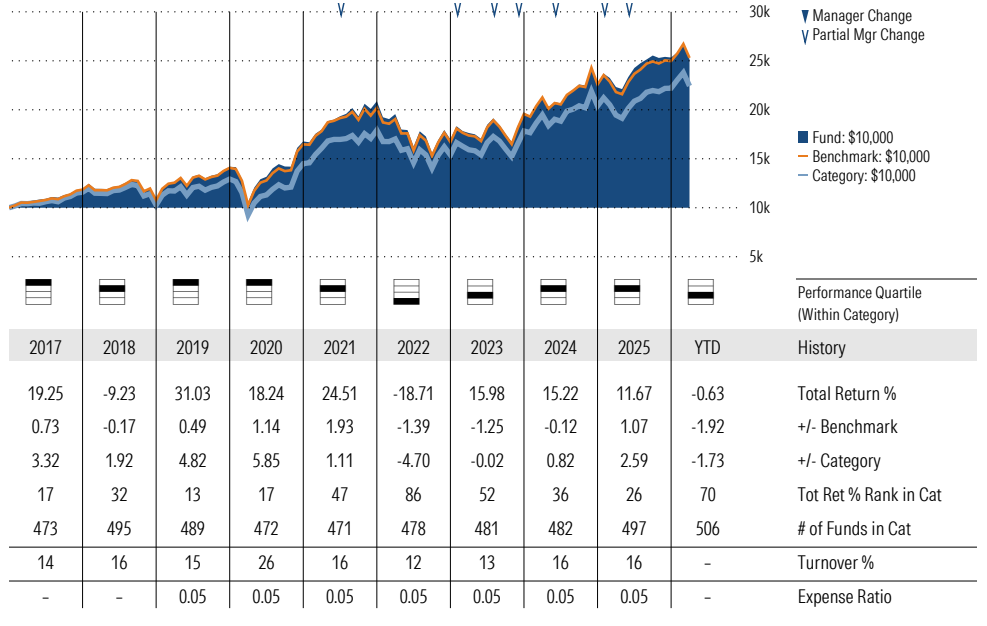
Morningstar Investment Management LLC Analysis

This fund fails our manager tenure screen; however, the fund is managed passively, so we do not regard the screen failure as significant.

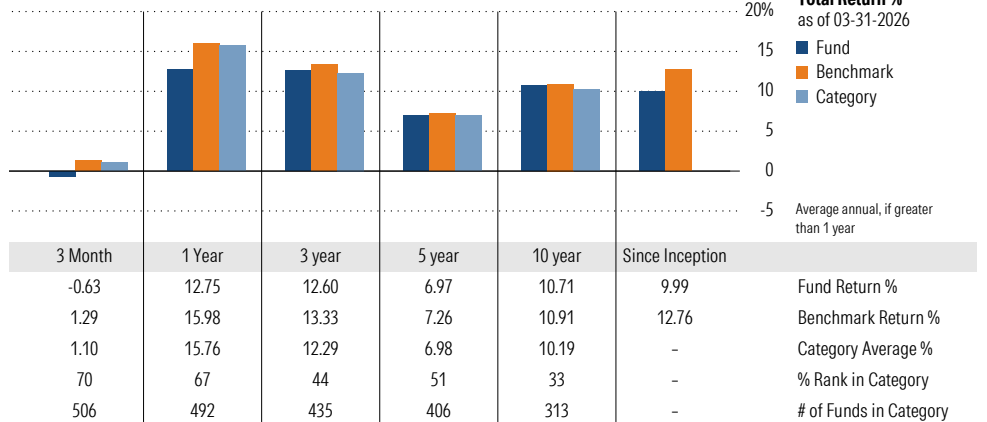
ESG Metrics

Metric	Rating	Updated
Sustainability Rating	4	02-28-2026
Carbon Risk Score	Medium Risk	12-31-2022
ESG Commitment	1-Low	02-15-2022

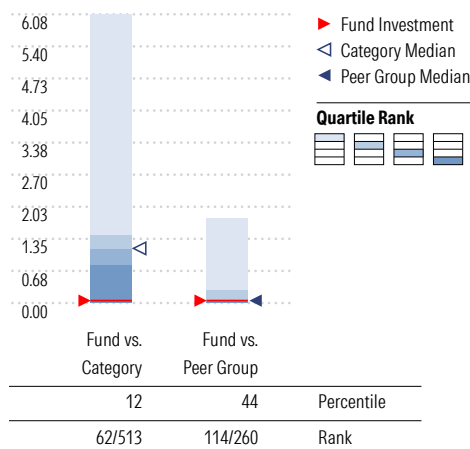
Growth of \$10,000



Trailing Performance



Net Expense



Peer group is a subset of the category and includes funds with the same management style (active vs. passive) and similar share class characteristics.

3-Year Risk Metrics

Metric	Fund	Bmark	Cat
Alpha	-0.10	-	-1.14
Beta	0.95	-	0.99
R-Squared	99.02	-	91.64
Standard Deviation	14.64	15.30	15.88
Sharpe Ratio	0.56	0.58	0.48
Tracking Error	1.62	-	4.47
Information Ratio	-0.45	-	-0.49
Up Capture Ratio	94.93	-	97.03
Down Capture Ratio	95.28	-	103.15

Portfolio Metrics

Metric	Fund	Bmark	Cat
Price/Earnings Ratio	22.78	21.69	21.71
Price/Book Ratio	3.13	2.87	3.10
Geom Avg Mkt Cap \$B	42.26	24.90	16.58
ROE	19.37	17.36	18.06

Vanguard Mid Cap Index Admiral VIMAX

Morningstar Category

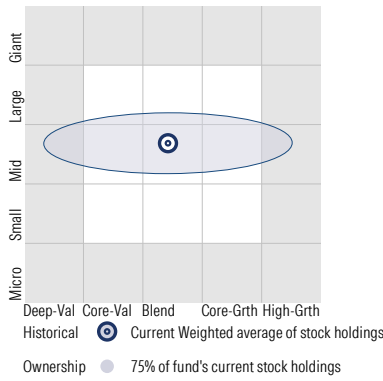
Mid-Cap Blend

Morningstar Index

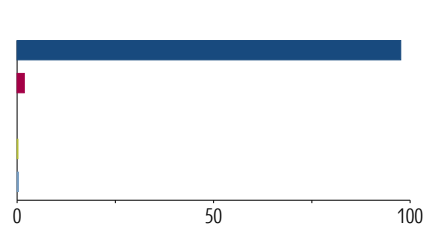
Russell Mid Cap TR USD

Style Analysis as of 03-31-2026

Morningstar Style Box™

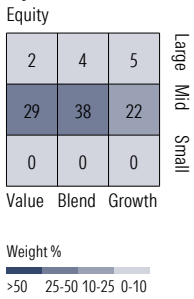


Asset Allocation as of 03-31-2026

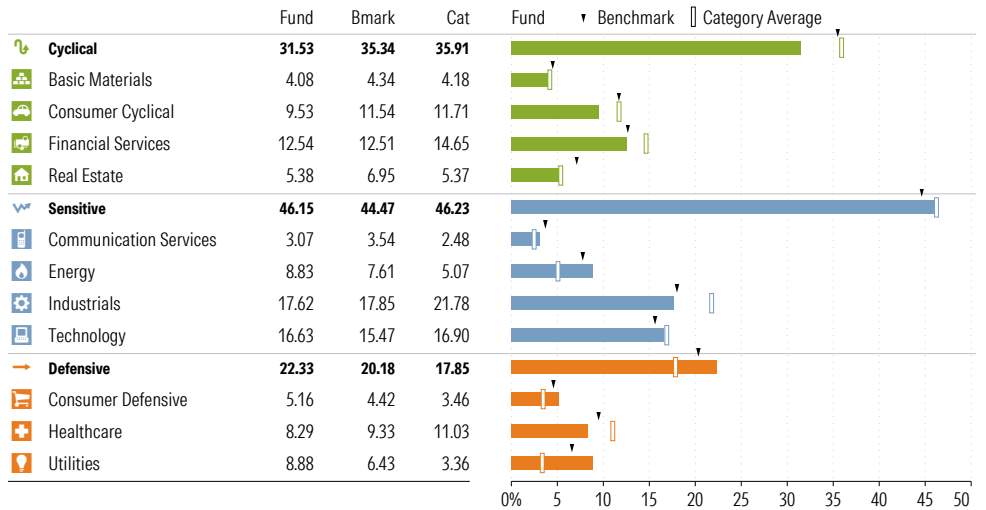


Asset Class	Net %	Cat%
US Stocks	97.62	95.12
Non-US Stocks	1.83	3.69
Bonds	0.00	0.07
Cash	0.22	0.77
Other	0.34	0.35
Total	100.00	100.00

Style Breakdown



Sector Weighting as of 03-31-2026



Top 15 Holdings as of 03-31-2026

Name	% Net Asset	Cumulative %	YTD Return %	Morningstar Sector
⊖ Vertiv Holdings Co Class A	1.02	1.02	-	Industrials
⊖ Howmet Aerospace Inc	1.00	2.03	-	Industrials
⊖ Western Digital Corp	1.00	3.03	-	Technology
⊖ Constellation Energy Corp	0.93	3.96	-	Utilities
⊕ Seagate Technology Holdings PLC	0.93	4.89	-	Technology
⊖ Quanta Services Inc	0.89	5.78	-	Industrials
⊖ SLB Ltd	0.84	6.62	-	Energy
⊖ Cummins Inc	0.81	7.43	-	Industrials
⊖ Valero Energy Corp	0.80	8.23	-	Energy
⊖ Phillips 66	0.79	9.02	-	Energy
⊖ Marathon Petroleum Corp	0.78	9.80	-	Energy
⊖ Motorola Solutions Inc	0.78	10.59	-	Technology
⊖ CRH PLC	0.76	11.35	-	Basic Materials
⊖ Ross Stores Inc	0.76	12.11	-	Consumer Cyclical
⊖ General Motors Co	0.73	12.84	-	Consumer Cyclical

Total Holdings 301

⊕ Increase ⊖ Decrease ✨ New to Portfolio

Vanguard Small Cap Index Admiral Shares VSMAX

Morningstar Category
Small Blend

Morningstar Index
Russell 2000 TR USD

Portfolio Manager(s)

Gerard O'Reilly since 04-2016
Kenny Narzikul since 02-2023
Aaron Choi since 02-2025

Quantitative Screens

✔ **Performance:** The fund has finished in the Small Blend category's top three quartiles in 9 of the 10 years it's been in existence.

✔ **Management:** The fund's management has been in place for 9.93 years.

✔ **Style:** The fund has landed in its primary style box — Small Blend — 100 % of the time over the past three years.

✔ **Net Expense:** The fund's expense ratio of 0.05 is 94.57% lower than the Small Blend category average.

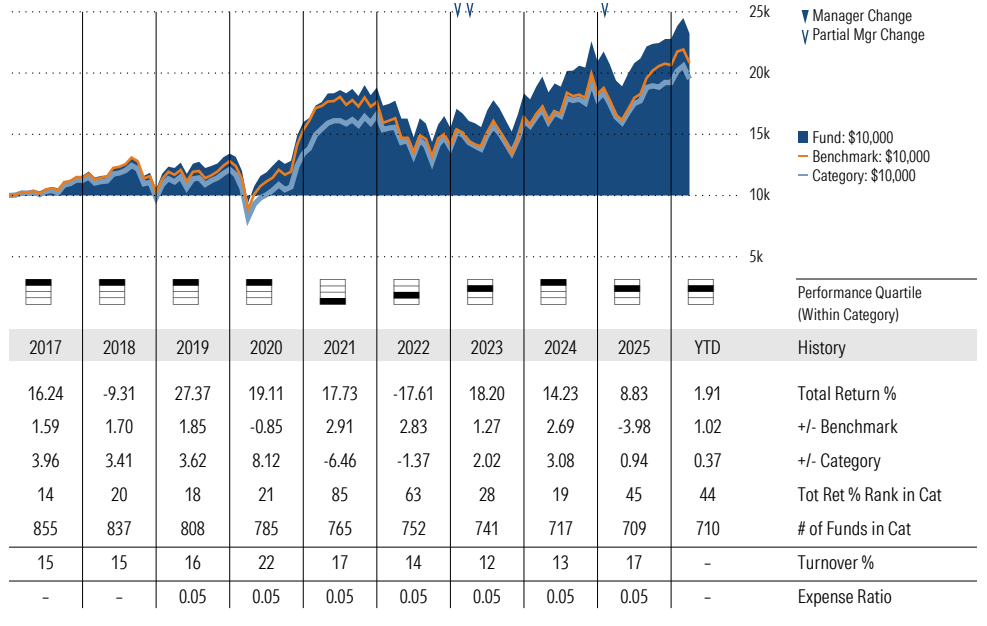
Morningstar Investment Management LLC Analysis

This fund passes all of Morningstar Investment Management's quantitative screens. Morningstar Investment Management has also assessed the fund from a qualitative perspective and, as a fiduciary, is comfortable recommending the fund's use in retirement plans.

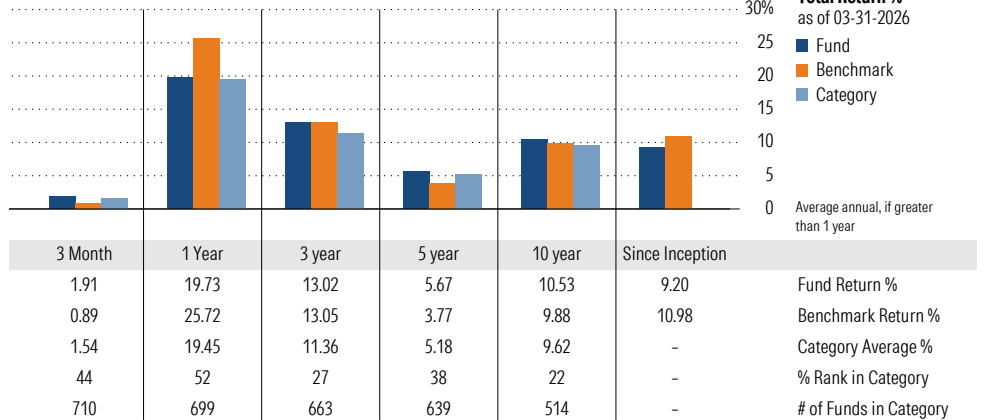
ESG Metrics

Metric	Rating	Updated
Sustainability Rating	4	02-28-2026
Carbon Risk Score	Medium Risk	12-31-2022
ESG Commitment	1-Low	02-15-2022

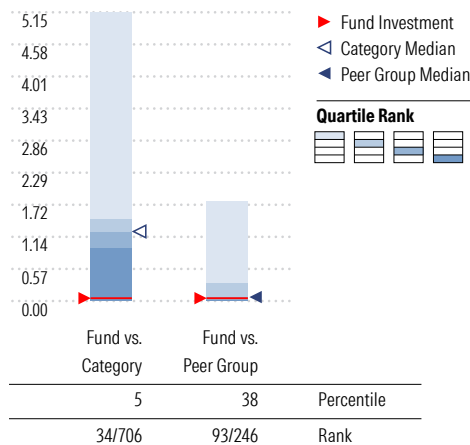
Growth of \$10,000



Trailing Performance



Net Expense



Peer group is a subset of the category and includes funds with the same management style (active vs. passive) and similar share class characteristics.

3-Year Risk Metrics

Metric	Fund	Bmark	Cat
Alpha	1.35	-	-0.26
Beta	0.88	-	0.89
R-Squared	95.87	-	92.12
Standard Deviation	17.36	19.38	18.06
Sharpe Ratio	0.52	0.48	0.42
Tracking Error	4.26	-	5.16
Information Ratio	-0.01	-	-0.41
Up Capture Ratio	91.48	-	89.85
Down Capture Ratio	87.35	-	91.56

Portfolio Metrics

Metric	Fund	Bmark	Cat
Price/Earnings Ratio	20.35	17.94	18.72
Price/Book Ratio	2.44	2.09	2.11
Geom Avg Mkt Cap \$B	9.10	3.31	6.70
ROE	11.99	5.30	13.10

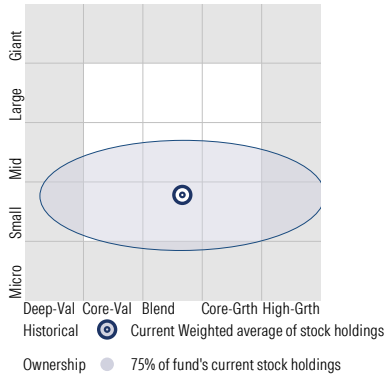
Vanguard Small Cap Index Admiral Shares VSMAX

Morningstar Category
Small Blend

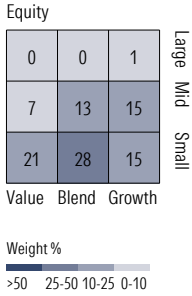
Morningstar Index
Russell 2000 TR USD

Style Analysis as of 03-31-2026

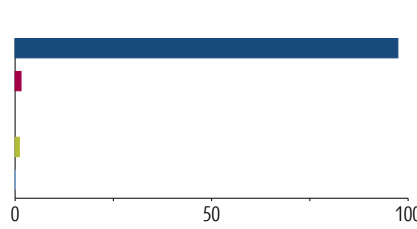
Morningstar Style Box™



Style Breakdown



Asset Allocation as of 03-31-2026



Asset Class	Net %	Cat%
US Stocks	97.40	95.31
Non-US Stocks	1.51	2.47
Bonds	0.00	-0.28
Cash	1.07	1.47
Other	0.02	1.02
Total	100.00	100.00

Sector Weighting as of 03-31-2026

	Fund	Bmark	Cat	Fund	Benchmark	Category Average
Cyclical	36.76	36.07	38.47			
Basic Materials	4.93	5.04	4.81			
Consumer Cyclical	11.61	8.71	11.03			
Financial Services	12.54	16.05	16.91			
Real Estate	7.68	6.27	5.72			
Sensitive	44.22	40.44	41.67			
Communication Services	3.07	2.34	2.27			
Energy	5.05	6.47	5.05			
Industrials	20.10	16.58	19.08			
Technology	16.00	15.05	15.27			
Defensive	19.02	23.47	19.86			
Consumer Defensive	3.65	2.56	3.36			
Healthcare	11.97	17.85	13.87			
Utilities	3.40	3.06	2.63			

Top 15 Holdings as of 03-31-2026

Name	% Net Asset	Cumulative %	YTD Return %	Morningstar Sector
⊖ Slcmt1142	1.05	1.05	-	-
⊕ EMCOR Group Inc	0.46	1.51	-	Industrials
⊕ NRG Energy Inc	0.43	1.94	-	Utilities
⊕ Atmos Energy Corp	0.42	2.36	-	Utilities
⊕ Tapestry Inc	0.40	2.76	-	Consumer Cyclical
⊕ TechnipFMC PLC	0.38	3.14	-	Energy
⊖ Ciena Corp	0.38	3.53	-	Technology
⊕ Casey's General Stores Inc	0.37	3.90	-	Consumer Cyclical
⊕ Jabil Inc	0.37	4.27	-	Technology
⊕ Natera Inc	0.37	4.64	-	Healthcare
⊕ Expand Energy Corp Ordinary Shares - New	0.37	5.01	-	Energy
⊕ United Therapeutics Corp	0.36	5.37	-	Healthcare
⊕ FTAI Aviation Ltd	0.35	5.72	-	Industrials
⊕ Curtiss-Wright Corp	0.35	6.07	-	Industrials
⊖ Lumentum Holdings Inc	0.35	6.41	-	Technology

Total Holdings 1317

⊕ Increase ⊖ Decrease ✨ New to Portfolio

Vanguard Target Retirement 2020 Fund VTWNX

Morningstar Category
Target-Date 2020

Morningstar Index
Morningstar Lifetime Mod 2020 TR USD

Portfolio Manager(s)

Walter Nejman since 02-2013
Aurélie Denis since 02-2023
Michael Roach since 02-2023
Roger Aliaga-Diaz since 02-2023

Quantitative Screens

- ✔ **Performance:** The fund has finished in the Target-Date 2020 category's top three quartiles in 10 of the 10 years it's been in existence.
- ✔ **Management:** The fund's management has been in place for 13.11 years.
- ✔ **Style:** The fund has landed in its primary style box — Large Blend — 100 % of the time over the past three years.
- ✔ **Net Expense:** The fund's expense ratio of 0.08 is 82.22% lower than the Target-Date 2020 category average.

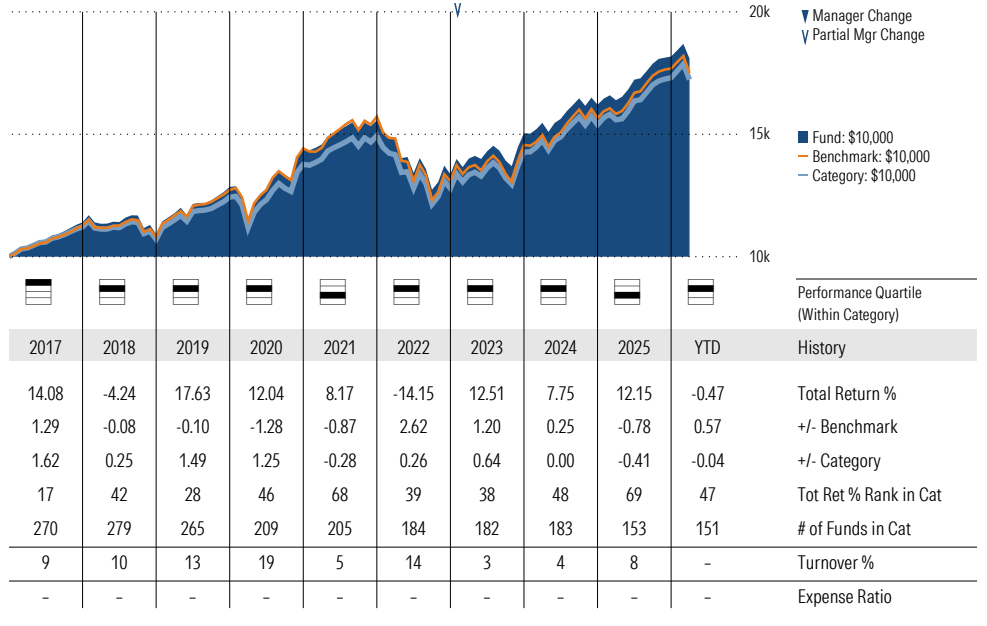
Morningstar Investment Management LLC Analysis

This fund passes all of Morningstar Investment Management's quantitative screens. Morningstar Investment Management has also assessed the fund from a qualitative perspective and, as a fiduciary, is comfortable recommending the fund's use in retirement plans.

ESG Metrics

Metric	Rating	Updated
Sustainability Rating	3	02-28-2026
ESG Commitment	1-Low	02-15-2022

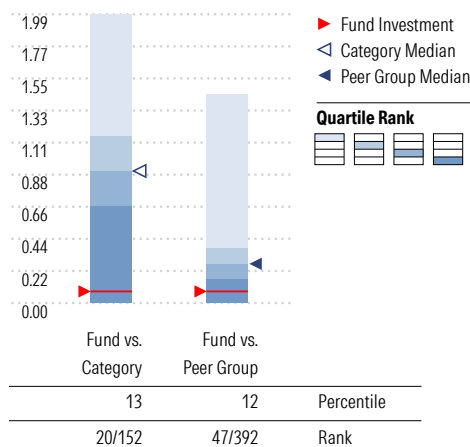
Growth of \$10,000



Trailing Performance



Net Expense



Peer group is a subset of the category and includes funds with the same management style (active vs. passive) and similar share class characteristics.

3-Year Risk Metrics

Metric	Fund	Bmark	Cat
Alpha	1.62	-	1.13
Beta	0.83	-	0.90
R-Squared	99.61	-	98.21
Standard Deviation	6.50	7.81	7.13
Sharpe Ratio	0.61	0.49	0.58
Tracking Error	1.38	-	1.28
Information Ratio	0.20	-	0.38
Up Capture Ratio	90.35	-	95.81
Down Capture Ratio	76.91	-	86.86

Portfolio Metrics

Metric	Fund	Bmark	Cat
Price/Earnings Ratio	20.95	22.22	21.63
Price/Book Ratio	2.88	3.18	3.17
Avg Eff Duration	5.23	-	4.85

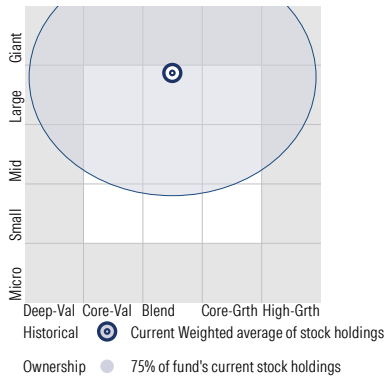
Vanguard Target Retirement 2020 Fund VTWNX

Morningstar Category
Target-Date 2020

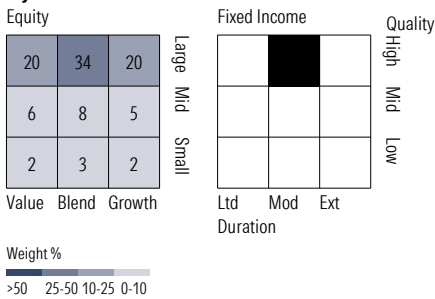
Morningstar Index
Morningstar Lifetime Mod 2020 TR USD

Style Analysis as of 03-31-2026

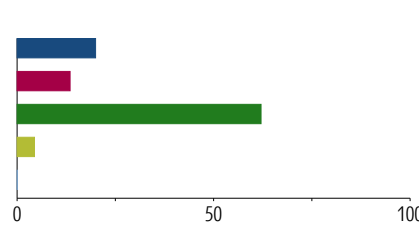
Morningstar Style Box™



Style Breakdown

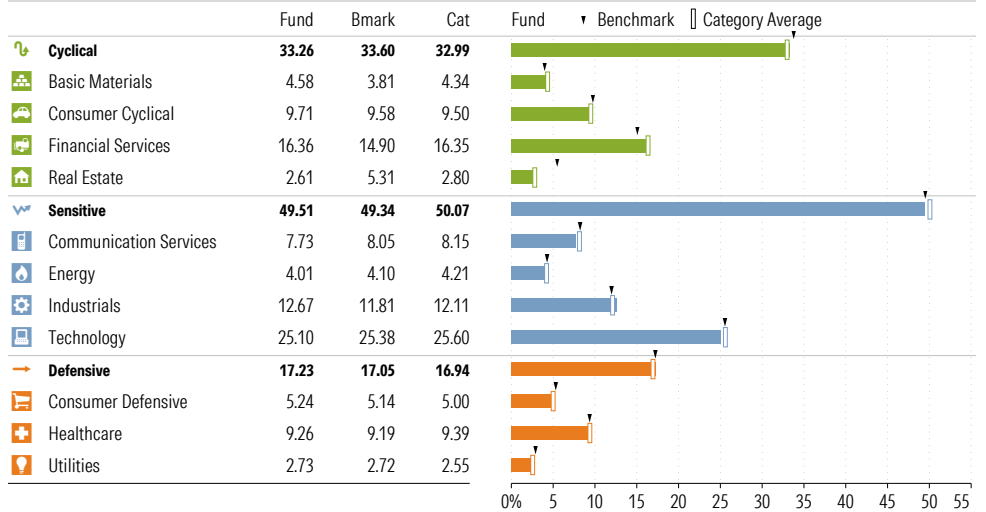


Asset Allocation as of 03-31-2026



Asset Class	Net %	Cat%
US Stocks	19.97	23.97
Non-US Stocks	13.48	13.25
Bonds	62.07	46.94
Cash	4.42	3.42
Other	0.06	12.43
Total	100.00	100.00

Sector Weighting as of 03-31-2026



Top 7 Holdings as of 03-31-2026

Name	Maturity Date	% Net Asset	Cumulative %	YTD Return %	Morningstar Sector
⊖ Vanguard Total Bond Market II Idx Inv	-	35.54	35.54	-	-
⊖ Vanguard Total Stock Mkt Idx Instl Pls	-	20.10	55.65	-	-
⊖ Vanguard Shrt-Term Infl-Prot Sec Idx Adm	-	14.97	70.61	-	-
⊖ Vanguard Total Intl Bd II Idx Instl	-	14.95	85.56	-	-
⊖ Vanguard Total Intl Stock Index Inv	-	13.82	99.38	-	-
⊖ Mktliq 12/31/2049	-	0.61	99.99	-	-
⊖ Us Dollar	-	0.01	100.00	-	-

Total Holdings 7

⊕ Increase ⊖ Decrease ✨ New to Portfolio

Vanguard Target Retirement 2025 Fund VTTVX

Morningstar Category
Target-Date 2025

Morningstar Index
Morningstar Lifetime Mod 2025 TR USD

Portfolio Manager(s)

Walter Nejman since 02-2013
Aur lie Denis since 02-2023
Michael Roach since 02-2023
Roger Aliaga-Diaz since 02-2023

Quantitative Screens

- ✔ **Performance:** The fund has finished in the Target-Date 2025 category's top three quartiles in 10 of the 10 years it's been in existence.
- ✔ **Management:** The fund's management has been in place for 13.11 years.
- ✔ **Style:** The fund has landed in its primary style box — Large Blend — 100 % of the time over the past three years.
- ✔ **Net Expense:** The fund's expense ratio of 0.08 is 83.67% lower than the Target-Date 2025 category average.

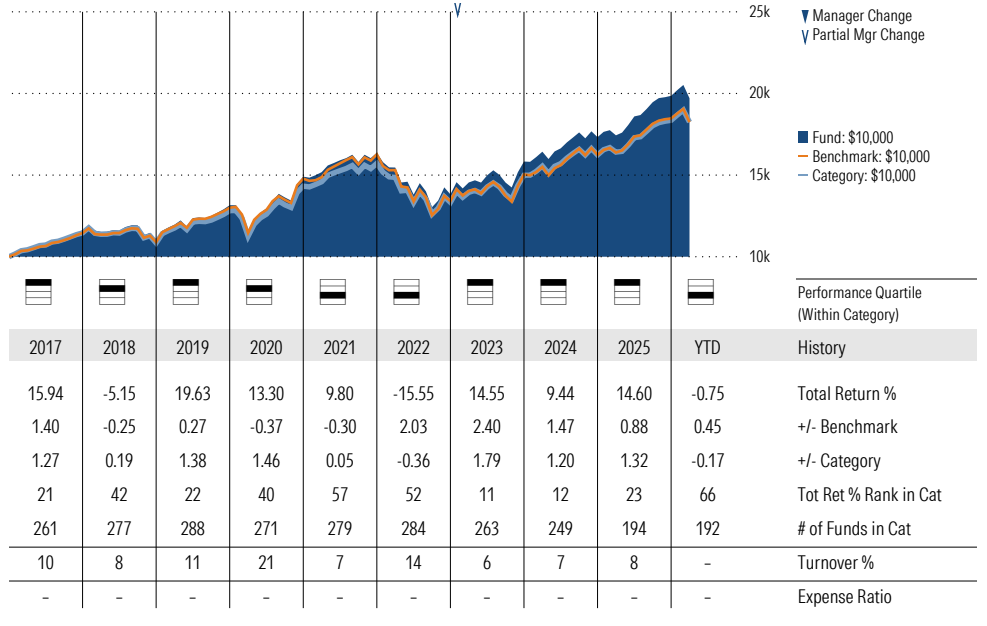
Morningstar Investment Management LLC Analysis

This fund passes all of Morningstar Investment Management's quantitative screens. Morningstar Investment Management has also assessed the fund from a qualitative perspective and, as a fiduciary, is comfortable recommending the fund's use in retirement plans.

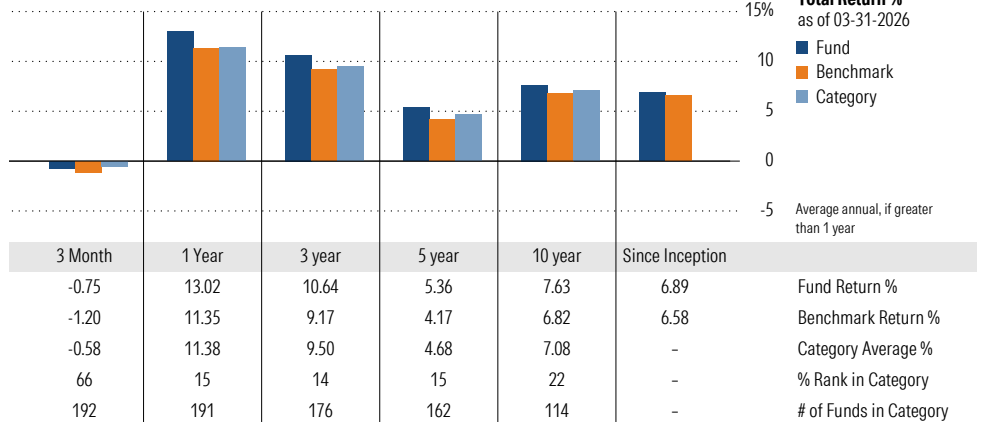
ESG Metrics

Metric	Rating	Updated
Sustainability Rating	3	02-28-2026
Carbon Risk Score	Low Risk	12-31-2022
ESG Commitment	1-Low	02-15-2022

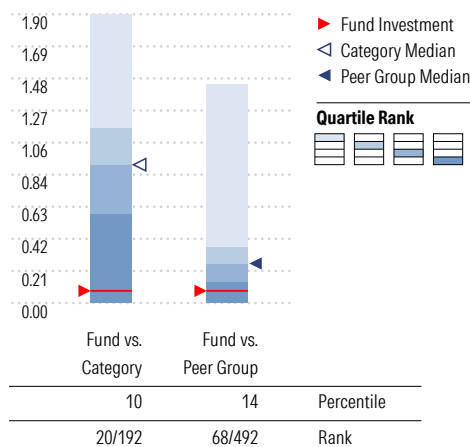
Growth of \$10,000



Trailing Performance



Net Expense



Peer group is a subset of the category and includes funds with the same management style (active vs. passive) and similar share class characteristics.

3-Year Risk Metrics

Metric	Fund	Bmark	Cat
Alpha	2.18	-	1.36
Beta	0.90	-	0.89
R-Squared	99.10	-	98.00
Standard Deviation	7.70	8.49	7.61
Sharpe Ratio	0.74	0.51	0.61
Tracking Error	1.10	-	1.48
Information Ratio	1.34	-	0.45
Up Capture Ratio	99.79	-	94.66
Down Capture Ratio	83.68	-	84.65

Portfolio Metrics

Metric	Fund	Bmark	Cat
Price/Earnings Ratio	20.95	22.07	20.45
Price/Book Ratio	2.88	3.14	3.14
Avg Eff Duration	5.46	-	4.36

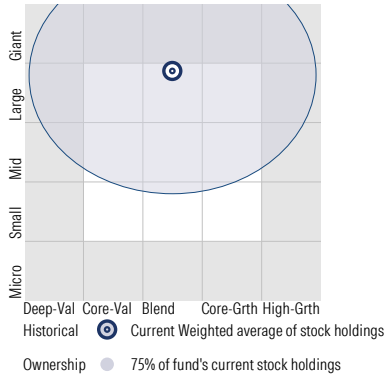
Vanguard Target Retirement 2025 Fund VTTVX

Morningstar Category
Target-Date 2025

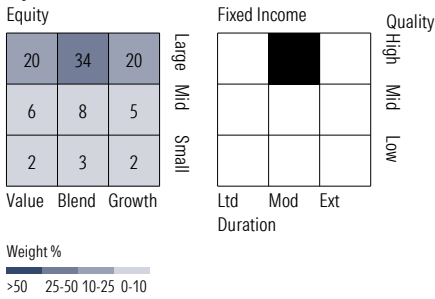
Morningstar Index
Morningstar Lifetime Mod 2025 TR USD

Style Analysis as of 03-31-2026

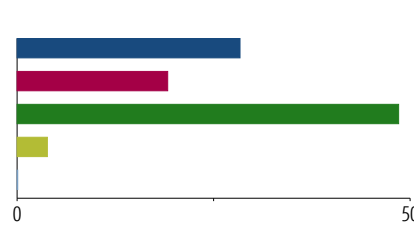
Morningstar Style Box™



Style Breakdown

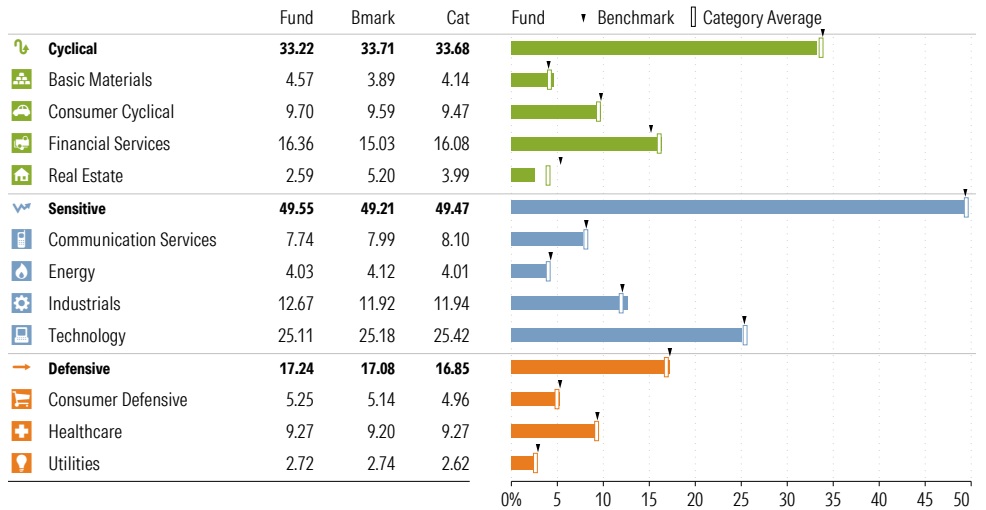


Asset Allocation as of 03-31-2026



Asset Class	Net %	Cat%
US Stocks	28.36	26.43
Non-US Stocks	19.16	14.26
Bonds	48.54	41.74
Cash	3.85	2.41
Other	0.08	15.16
Total	100.00	100.00

Sector Weighting as of 03-31-2026



Top 7 Holdings as of 03-31-2026

Name	Maturity Date	% Net Asset	Cumulative %	YTD Return %	Morningstar Sector
⊖ Vanguard Total Bond Market II Idx Inv	-	30.08	30.08	-	-
⊖ Vanguard Total Stock Mkt Idx Instl Pls	-	28.55	58.63	-	-
⊖ Vanguard Total Intl Stock Index Inv	-	19.64	78.27	-	-
⊖ Vanguard Total Intl Bd II Idx Instl	-	12.62	90.89	-	-
⊖ Vanguard Shrt-Term Infl-Prot Sec Idx Adm	-	8.57	99.46	-	-
⊖ Mktliq 12/31/2049	-	0.55	100.01	-	-
⊕ Us Dollar	-	0.01	100.02	-	-

Total Holdings 7

⊕ Increase ⊖ Decrease ✨ New to Portfolio

Vanguard Target Retirement 2030 Fund VTHR

Morningstar Category
Target-Date 2030

Morningstar Index
Morningstar Lifetime Mod 2030 TR USD

Portfolio Manager(s)

Walter Nejman since 02-2013
Aurélie Denis since 02-2023
Michael Roach since 02-2023
Roger Aliaga-Diaz since 02-2023

Quantitative Screens

- ✔ **Performance:** The fund has finished in the Target-Date 2030 category's top three quartiles in 10 of the 10 years it's been in existence.
- ✔ **Management:** The fund's management has been in place for 13.11 years.
- ✔ **Style:** The fund has landed in its primary style box — Large Blend — 100% of the time over the past three years.
- ✔ **Net Expense:** The fund's expense ratio of 0.08 is 84.91% lower than the Target-Date 2030 category average.

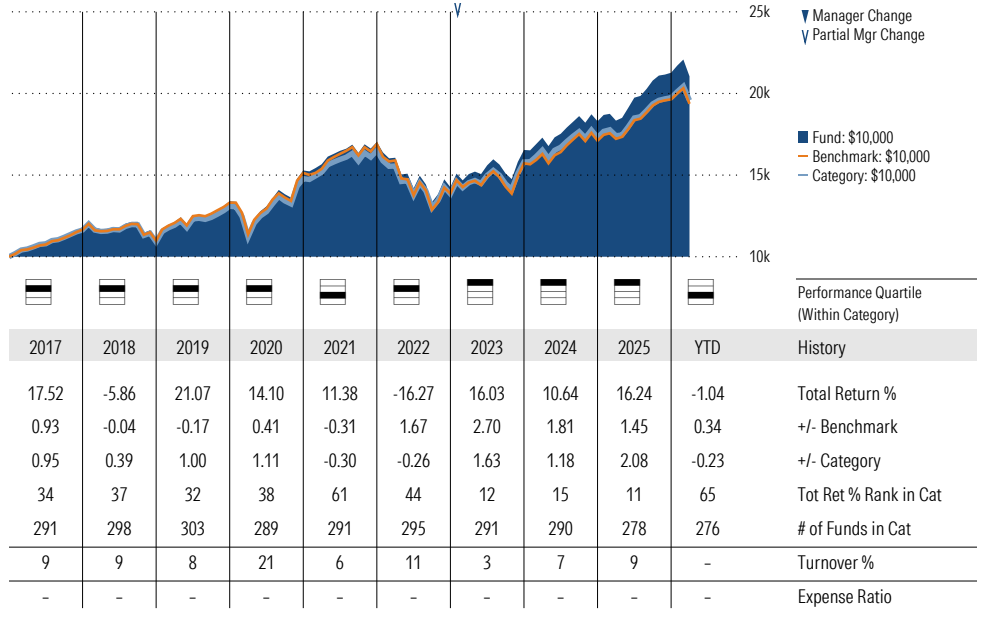
Morningstar Investment Management LLC Analysis

This fund passes all of Morningstar Investment Management's quantitative screens. Morningstar Investment Management has also assessed the fund from a qualitative perspective and, as a fiduciary, is comfortable recommending the fund's use in retirement plans.

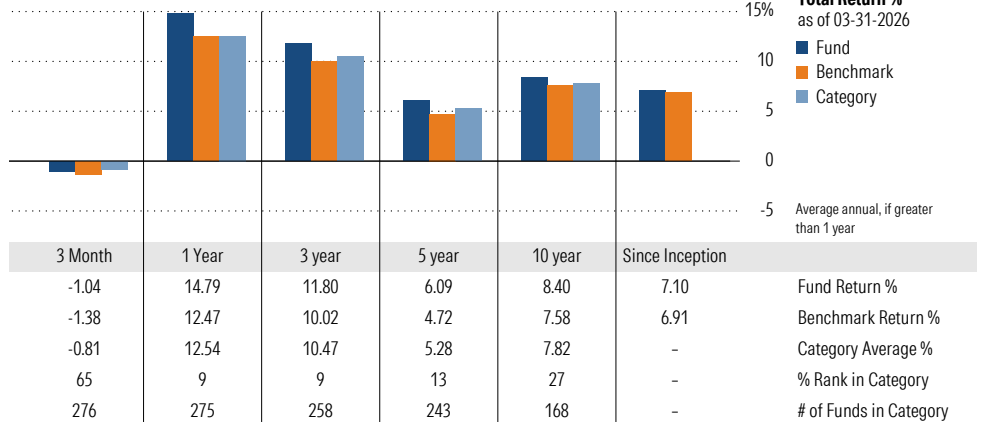
ESG Metrics

Metric	Rating	Updated
Sustainability Rating	3	02-28-2026
Carbon Risk Score	Low Risk	12-31-2022
ESG Commitment	1-Low	02-15-2022

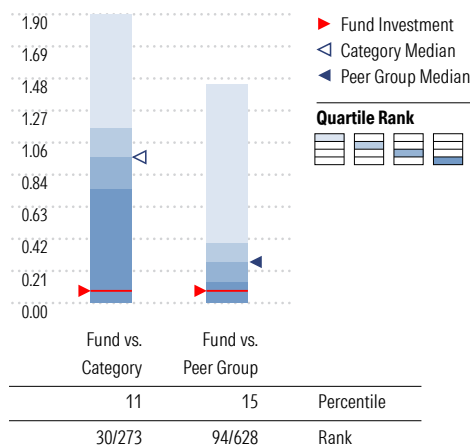
Growth of \$10,000



Trailing Performance



Net Expense



Peer group is a subset of the category and includes funds with the same management style (active vs. passive) and similar share class characteristics.

3-Year Risk Metrics

Metric	Fund	Bmark	Cat
Alpha	2.24	-	1.38
Beta	0.93	-	0.90
R-Squared	98.82	-	97.86
Standard Deviation	8.63	9.20	8.38
Sharpe Ratio	0.79	0.57	0.67
Tracking Error	1.12	-	1.50
Information Ratio	1.59	-	0.53
Up Capture Ratio	102.24	-	95.36
Down Capture Ratio	86.99	-	85.66

Portfolio Metrics

Metric	Fund	Bmark	Cat
Price/Earnings Ratio	20.91	21.91	21.26
Price/Book Ratio	2.87	3.10	3.25
Avg Eff Duration	6.03	-	5.14

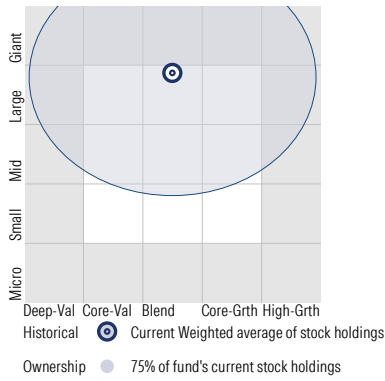
Vanguard Target Retirement 2030 Fund VTHR

Morningstar Category
Target-Date 2030

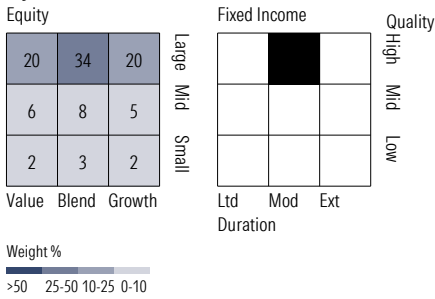
Morningstar Index
Morningstar Lifetime Mod 2030 TR USD

Style Analysis as of 03-31-2026

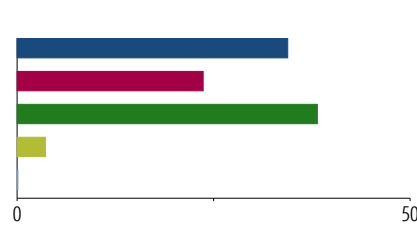
Morningstar Style Box™



Style Breakdown

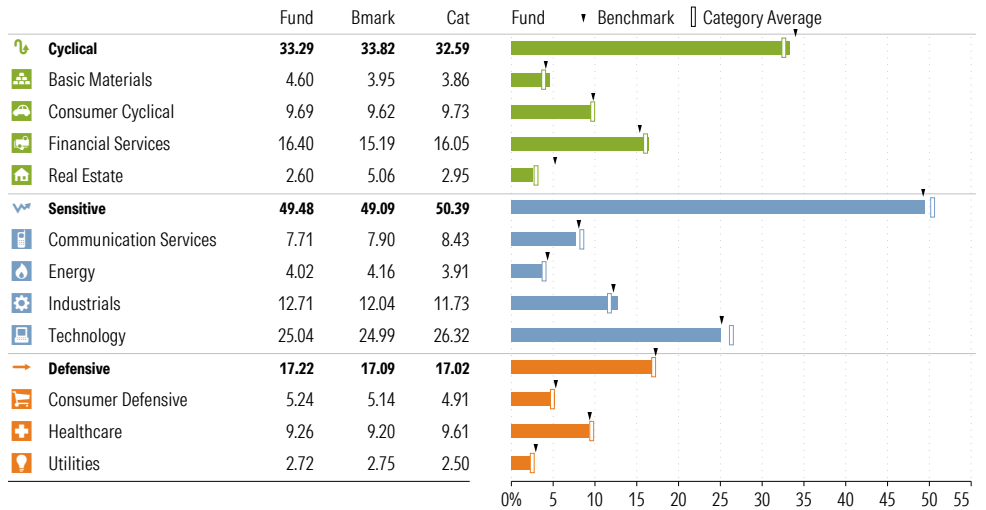


Asset Allocation as of 03-31-2026



Asset Class	Net %	Cat%
US Stocks	34.43	30.20
Non-US Stocks	23.67	14.25
Bonds	38.20	30.07
Cash	3.60	2.42
Other	0.10	23.08
Total	100.00	100.00

Sector Weighting as of 03-31-2026



Top 7 Holdings as of 03-31-2026

Name	Maturity Date	% Net Asset	Cumulative %	YTD Return %	Morningstar Sector
⊕ Vanguard Total Stock Mkt Idx Instl Pls	-	34.65	34.65	-	-
⊖ Vanguard Total Bond Market II Idx Inv	-	28.27	62.92	-	-
⊖ Vanguard Total Intl Stock Index Inv	-	24.27	87.19	-	-
⊕ Vanguard Total Intl Bd II Idx Instl	-	11.85	99.04	-	-
⊖ Mktliq 12/31/2049	-	0.60	99.63	-	-
⊕ Vanguard Shrt-Term Infl-Prot Sec Idx Adm	-	0.39	100.02	-	-
⊕ Us Dollar	-	0.02	100.05	-	-

Total Holdings 7

⊕ Increase ⊖ Decrease ✨ New to Portfolio

Vanguard Target Retirement 2035 Fund VTTX

Morningstar Category
Target-Date 2035

Morningstar Index
Morningstar Lifetime Mod 2035 TR USD

Portfolio Manager(s)

Walter Nejman since 02-2013
Aurélie Denis since 02-2023
Michael Roach since 02-2023
Roger Aliaga-Diaz since 02-2023

Quantitative Screens

✔ **Performance:** The fund has finished in the Target-Date 2035 category's top three quartiles in 9 of the 10 years it's been in existence.

✔ **Management:** The fund's management has been in place for 13.11 years.

✔ **Style:** The fund has landed in its primary style box — Large Blend — 97.22 % of the time over the past three years.

✔ **Net Expense:** The fund's expense ratio of 0.08 is 84.62% lower than the Target-Date 2035 category average.

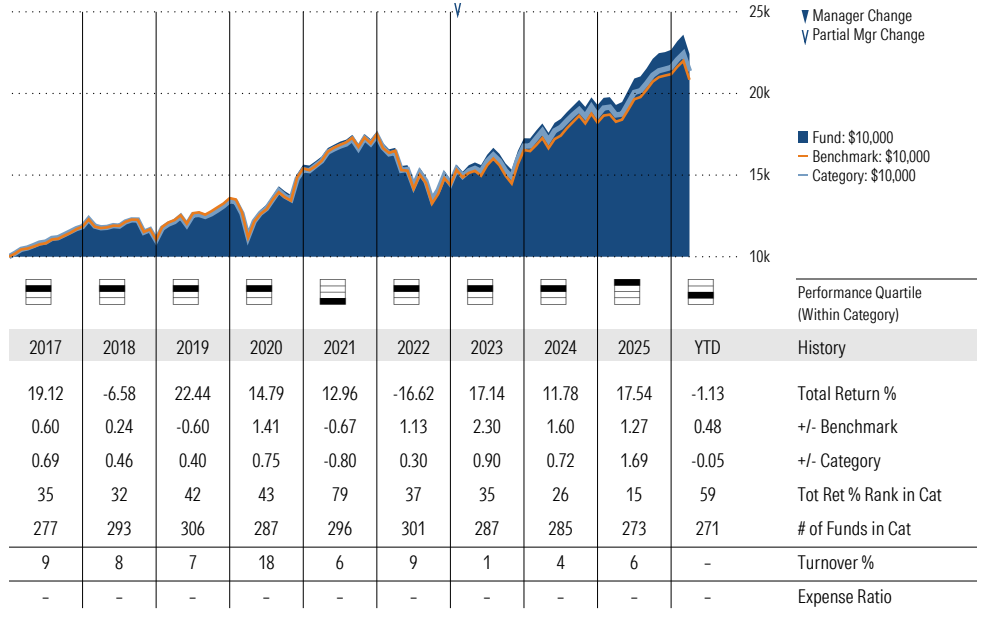
Morningstar Investment Management LLC Analysis

This fund passes all of Morningstar Investment Management's quantitative screens. Morningstar Investment Management has also assessed the fund from a qualitative perspective and, as a fiduciary, is comfortable recommending the fund's use in retirement plans.

ESG Metrics

Metric	Rating	Updated
Sustainability Rating	3	02-28-2026
Carbon Risk Score	Low Risk	12-31-2022
ESG Commitment	1-Low	02-15-2022

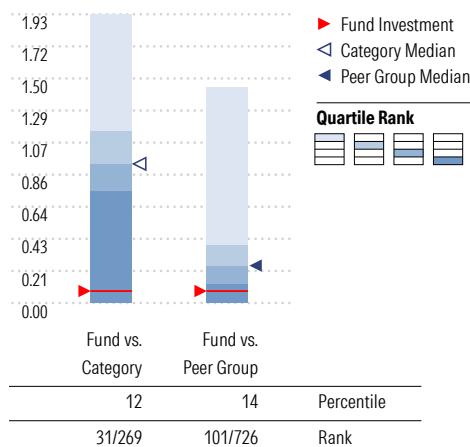
Growth of \$10,000



Trailing Performance



Net Expense



Peer group is a subset of the category and includes funds with the same management style (active vs. passive) and similar share class characteristics.

3-Year Risk Metrics

	Fund	Bmark	Cat
Alpha	2.25	-	1.42
Beta	0.92	-	0.92
R-Squared	99.07	-	97.69
Standard Deviation	9.20	9.97	9.30
Sharpe Ratio	0.84	0.64	0.75
Tracking Error	1.20	-	1.54
Information Ratio	1.31	-	0.61
Up Capture Ratio	99.78	-	96.85
Down Capture Ratio	85.34	-	87.41

Portfolio Metrics

	Fund	Bmark	Cat
Price/Earnings Ratio	20.92	21.76	21.86
Price/Book Ratio	2.88	3.06	3.17
Avg Eff Duration	6.04	-	5.98

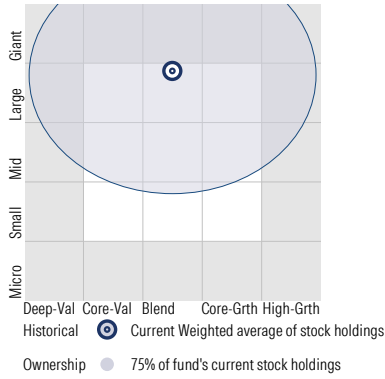
Vanguard Target Retirement 2035 Fund VTTHX

Morningstar Category
Target-Date 2035

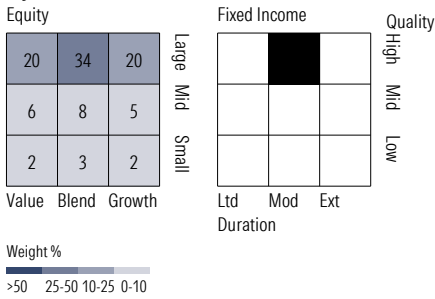
Morningstar Index
Morningstar Lifetime Mod 2035 TR USD

Style Analysis as of 03-31-2026

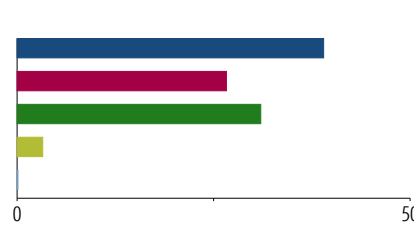
Morningstar Style Box™



Style Breakdown

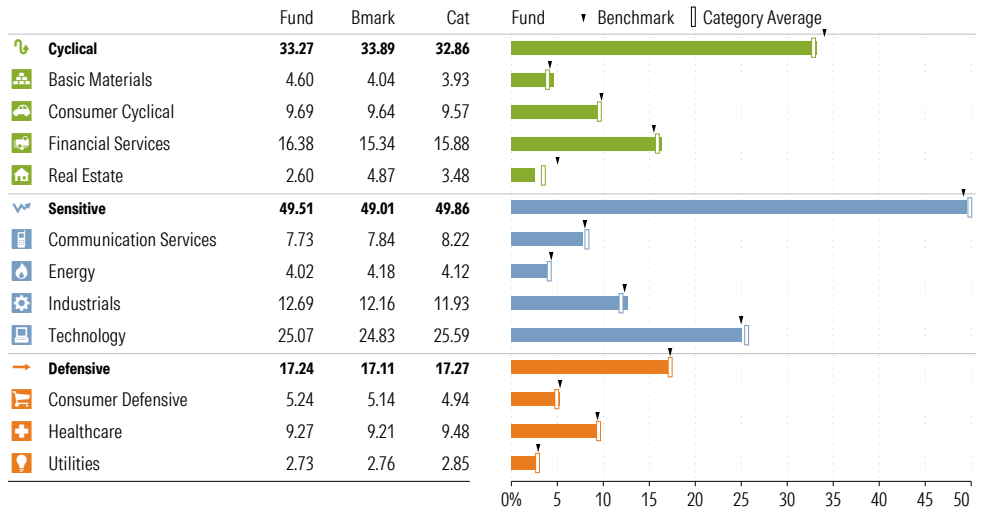


Asset Allocation as of 03-31-2026



Asset Class	Net %	Cat%
US Stocks	39.00	36.27
Non-US Stocks	26.63	17.62
Bonds	31.00	20.42
Cash	3.26	3.29
Other	0.11	22.43
Total	100.00	100.00

Sector Weighting as of 03-31-2026



Top 6 Holdings as of 03-31-2026

Name	Maturity Date	% Net Asset	Cumulative %	YTD Return %	Morningstar Sector
⊕ Vanguard Total Stock Mkt Idx Instl Pls	-	39.25	39.25	-	-
⊕ Vanguard Total Intl Stock Index Inv	-	27.30	66.55	-	-
⊕ Vanguard Total Bond Market II Idx Inv	-	23.26	89.81	-	-
⊕ Vanguard Total Intl Bd II Idx Instl	-	9.63	99.44	-	-
⊖ Mktliq 12/31/2049	-	0.58	100.01	-	-
⊕ Us Dollar	-	0.01	100.03	-	-

Total Holdings 6

⊕ Increase ⊖ Decrease ✨ New to Portfolio

Vanguard Target Retirement 2040 Fund VFORX

Morningstar Category
Target-Date 2040

Morningstar Index
Morningstar Lifetime Mod 2040 TR USD

Portfolio Manager(s)

Walter Nejman since 02-2013
Aurélie Denis since 02-2023
Michael Roach since 02-2023
Roger Aliaga-Diaz since 02-2023

Quantitative Screens

✔ **Performance:** The fund has finished in the Target-Date 2040 category's top three quartiles in 9 of the 10 years it's been in existence.

✔ **Management:** The fund's management has been in place for 13.11 years.

✔ **Style:** The fund has landed in its primary style box — Large Blend — 97.22 % of the time over the past three years.

✔ **Net Expense:** The fund's expense ratio of 0.08 is 84.91% lower than the Target-Date 2040 category average.

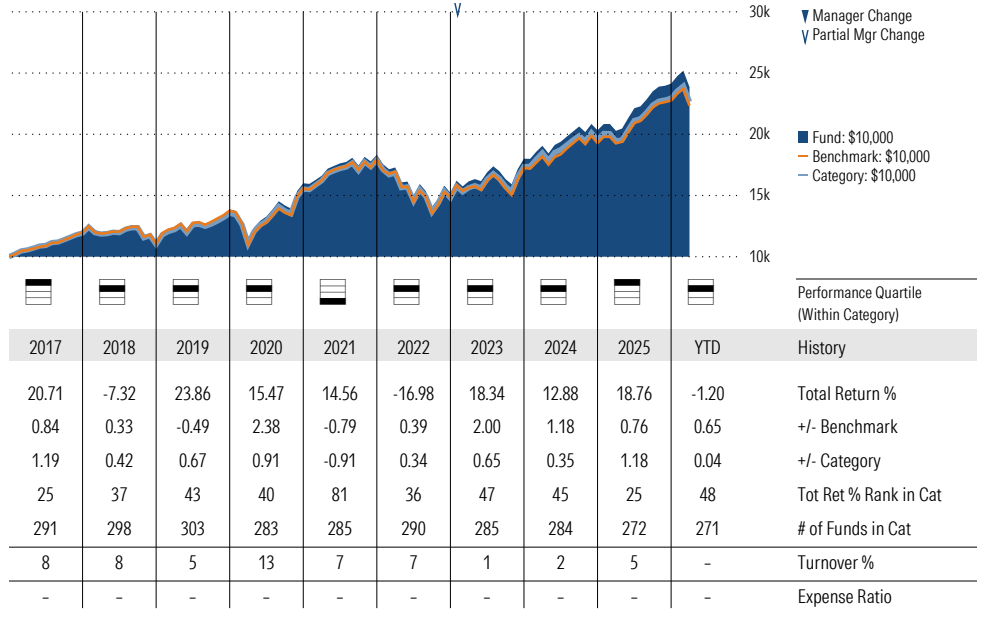
Morningstar Investment Management LLC Analysis

This fund passes all of Morningstar Investment Management's quantitative screens. Morningstar Investment Management has also assessed the fund from a qualitative perspective and, as a fiduciary, is comfortable recommending the fund's use in retirement plans.

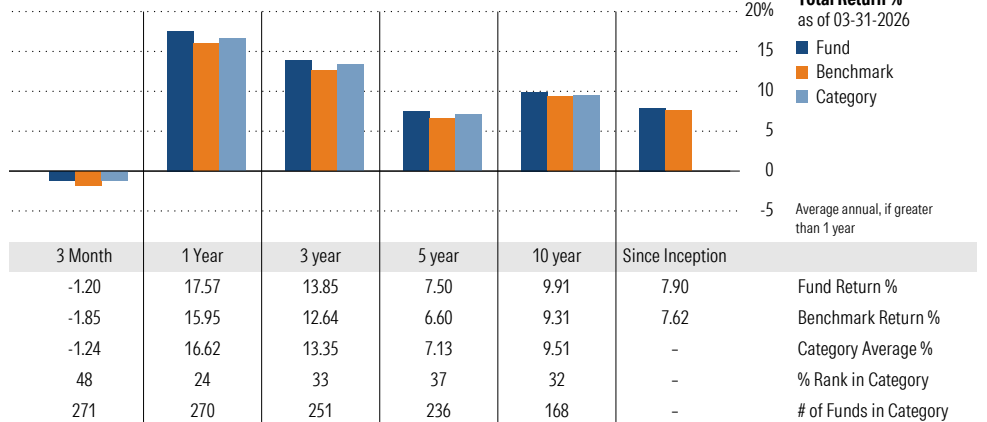
ESG Metrics

Metric	Rating	Updated
Sustainability Rating	3	02-28-2026
Carbon Risk Score	Low Risk	12-31-2022
ESG Commitment	1-Low	02-15-2022

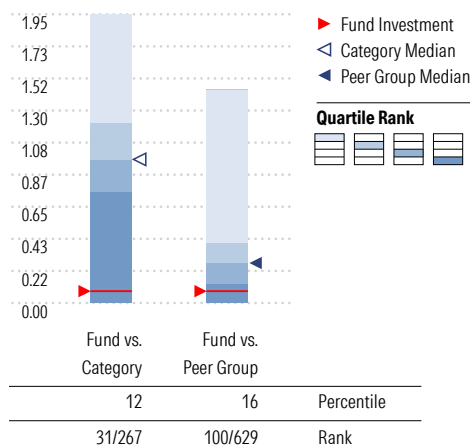
Growth of \$10,000



Trailing Performance



Net Expense



Peer group is a subset of the category and includes funds with the same management style (active vs. passive) and similar share class characteristics.

3-Year Risk Metrics

Metric	Fund	Bmark	Cat
Alpha	2.14	-	1.35
Beta	0.91	-	0.94
R-Squared	99.23	-	97.61
Standard Deviation	9.77	10.72	10.18
Sharpe Ratio	0.89	0.72	0.82
Tracking Error	1.31	-	1.62
Information Ratio	0.93	-	0.58
Up Capture Ratio	97.56	-	97.58
Down Capture Ratio	84.66	-	88.91

Portfolio Metrics

Metric	Fund	Bmark	Cat
Price/Earnings Ratio	20.92	21.61	21.85
Price/Book Ratio	2.88	3.02	3.18
Avg Eff Duration	6.06	-	6.60

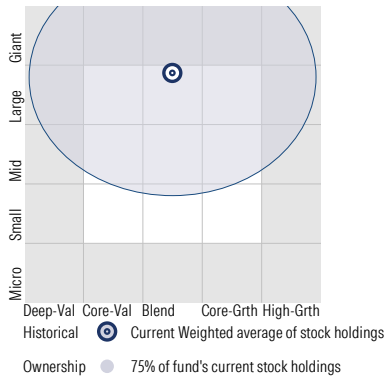
Vanguard Target Retirement 2040 Fund VFORX

Morningstar Category
Target-Date 2040

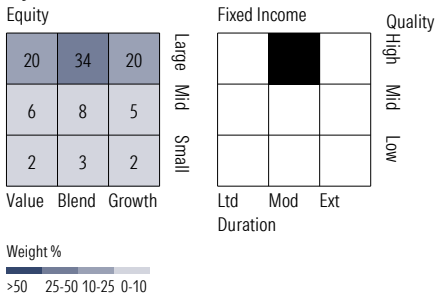
Morningstar Index
Morningstar Lifetime Mod 2040 TR USD

Style Analysis as of 03-31-2026

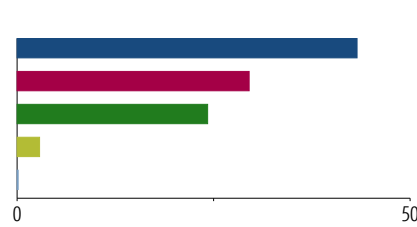
Morningstar Style Box™



Style Breakdown

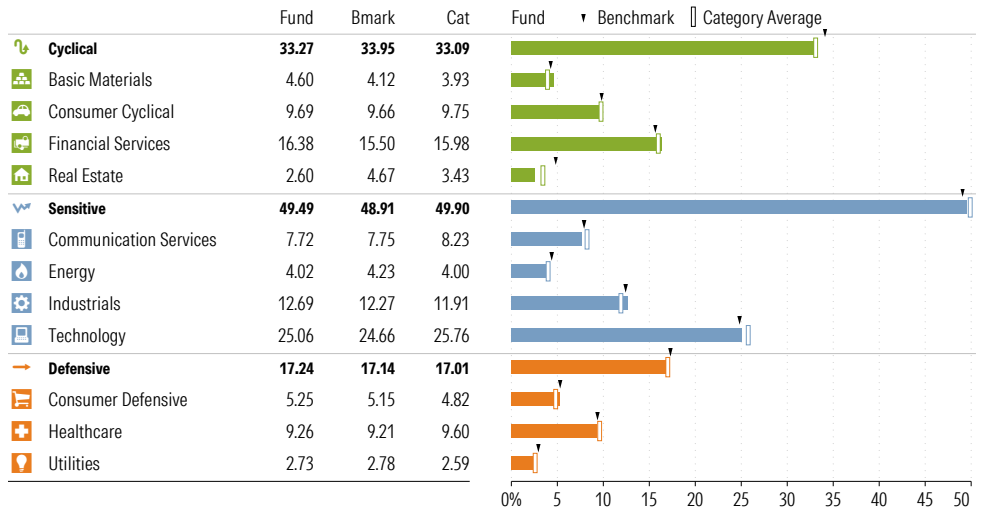


Asset Allocation as of 03-31-2026



Asset Class	Net %	Cat%
US Stocks	43.25	42.79
Non-US Stocks	29.52	21.00
Bonds	24.24	12.54
Cash	2.86	1.50
Other	0.13	22.16
Total	100.00	100.00

Sector Weighting as of 03-31-2026



Top 6 Holdings as of 03-31-2026

Name	Maturity Date	% Net Asset	Cumulative %	YTD Return %	Morningstar Sector
⊕ Vanguard Total Stock Mkt Idx Instl Pls	-	43.53	43.53	-	-
⊕ Vanguard Total Intl Stock Index Inv	-	30.27	73.79	-	-
⊕ Vanguard Total Bond Market II Idx Inv	-	18.16	91.95	-	-
⊖ Vanguard Total Intl Bd II Idx Instl	-	7.55	99.50	-	-
⊖ Mktliq 12/31/2049	-	0.51	100.01	-	-
⊕ Us Dollar	-	0.01	100.02	-	-

Total Holdings 6

⊕ Increase ⊖ Decrease ✨ New to Portfolio

Vanguard Target Retirement 2045 Fund VTIVX

Morningstar Category
Target-Date 2045

Morningstar Index
Morningstar Lifetime Mod 2045 TR USD

Portfolio Manager(s)

Walter Nejman since 02-2013
Aurélie Denis since 02-2023
Michael Roach since 02-2023
Roger Aliaga-Diaz since 02-2023

Quantitative Screens

- ✓ **Performance:** The fund has finished in the Target-Date 2045 category's top three quartiles in 10 of the 10 years it's been in existence.
- ✓ **Management:** The fund's management has been in place for 13.11 years.
- ✓ **Style:** The fund has landed in its primary style box — Large Blend — 97.22 % of the time over the past three years.
- ✓ **Net Expense:** The fund's expense ratio of 0.08 is 84.91% lower than the Target-Date 2045 category average.

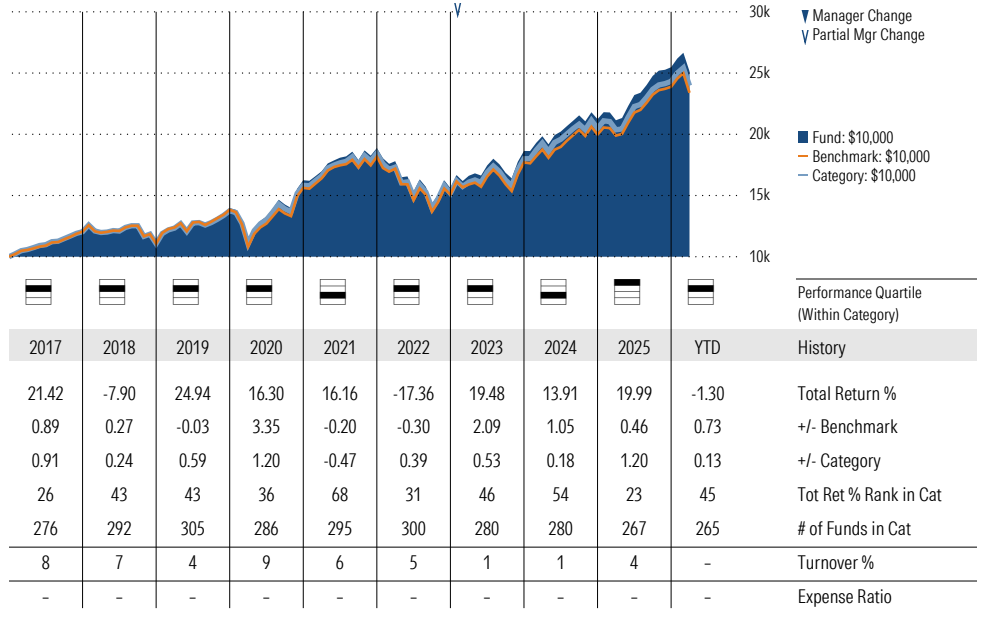
Morningstar Investment Management LLC Analysis

This fund passes all of Morningstar Investment Management's quantitative screens. Morningstar Investment Management has also assessed the fund from a qualitative perspective and, as a fiduciary, is comfortable recommending the fund's use in retirement plans.

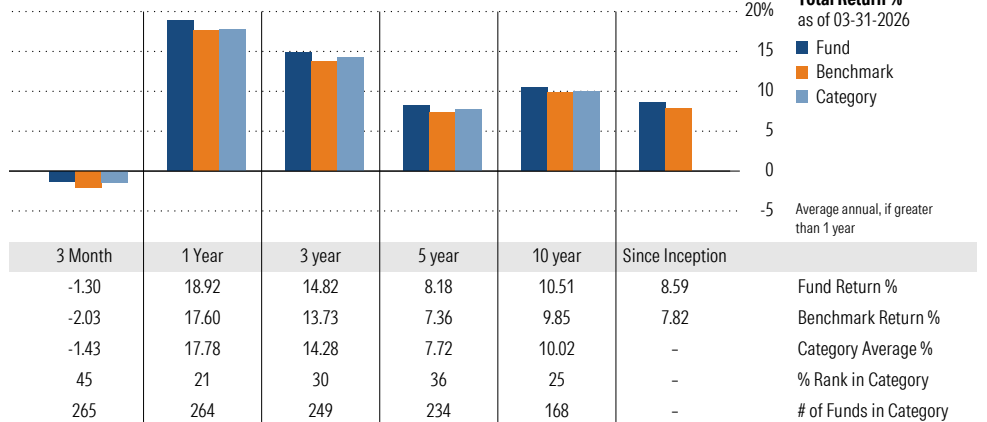
ESG Metrics

Metric	Rating	Updated
Sustainability Rating	3	02-28-2026
Carbon Risk Score	Low Risk	12-31-2022
ESG Commitment	1-Low	02-15-2022

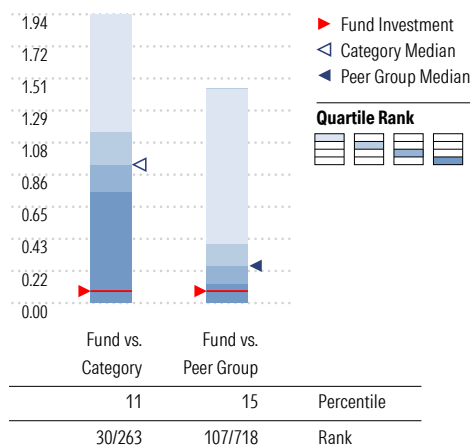
Growth of \$10,000



Trailing Performance



Net Expense



Peer group is a subset of the category and includes funds with the same management style (active vs. passive) and similar share class characteristics.

3-Year Risk Metrics

Metric	Fund	Bmark	Cat
Alpha	2.06	-	1.20
Beta	0.91	-	0.94
R-Squared	99.28	-	97.60
Standard Deviation	10.34	11.30	10.78
Sharpe Ratio	0.93	0.78	0.85
Tracking Error	1.33	-	1.70
Information Ratio	0.82	-	0.44
Up Capture Ratio	97.02	-	97.26
Down Capture Ratio	84.95	-	89.89

Portfolio Metrics

Metric	Fund	Bmark	Cat
Price/Earnings Ratio	20.92	21.46	21.77
Price/Book Ratio	2.88	2.98	3.16
Avg Eff Duration	6.06	-	7.29

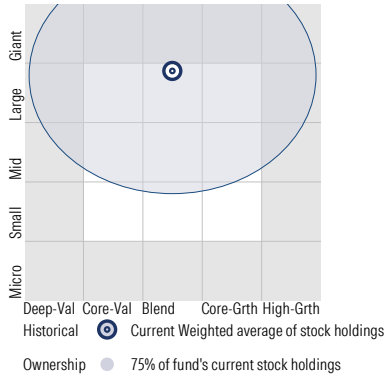
Vanguard Target Retirement 2045 Fund VTIVX

Morningstar Category
Target-Date 2045

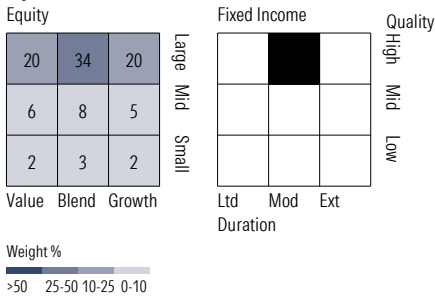
Morningstar Index
Morningstar Lifetime Mod 2045 TR USD

Style Analysis as of 03-31-2026

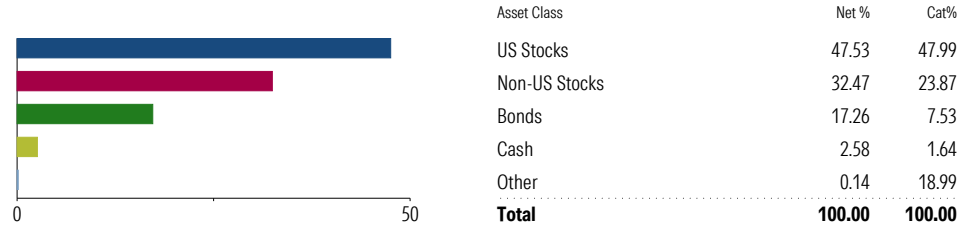
Morningstar Style Box™



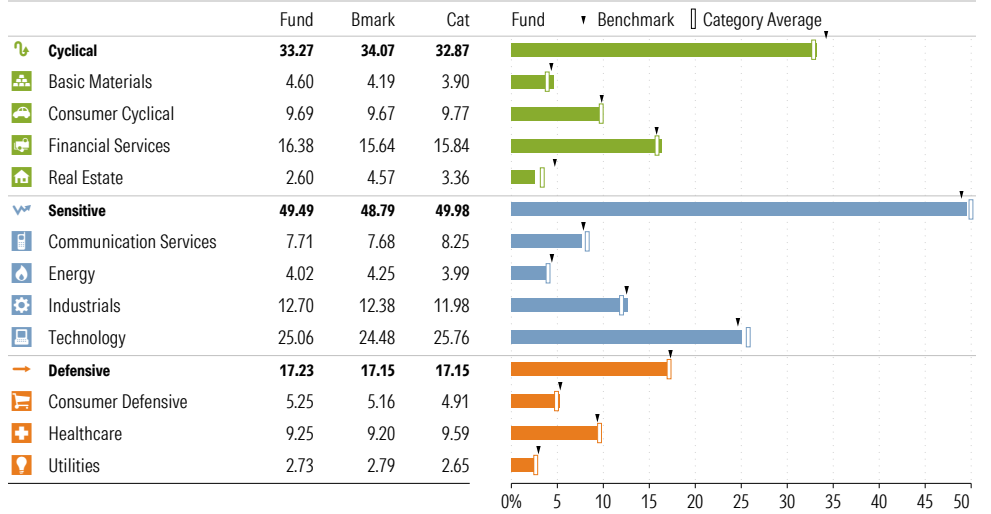
Style Breakdown



Asset Allocation as of 03-31-2026



Sector Weighting as of 03-31-2026



Top 6 Holdings as of 03-31-2026

Name	Maturity Date	% Net Asset	Cumulative %	YTD Return %	Morningstar Sector
⊕ Vanguard Total Stock Mkt Idx Instl Pls	-	47.83	47.83	-	-
⊕ Vanguard Total Intl Stock Index Inv	-	33.29	81.13	-	-
⊕ Vanguard Total Bond Market II Idx Inv	-	12.89	94.02	-	-
⊖ Vanguard Total Intl Bd II Idx Instl	-	5.43	99.44	-	-
⊖ Mktliq 12/31/2049	-	0.58	100.02	-	-
⊕ Us Dollar	-	0.02	100.05	-	-

Total Holdings 6

⊕ Increase ⊖ Decrease ✨ New to Portfolio

Vanguard Target Retirement 2050 Fund VFIFX

Morningstar Category
Target-Date 2050

Morningstar Index
Morningstar Lifetime Mod 2050 TR USD

Portfolio Manager(s)

Walter Nejman since 02-2013
Aurélie Denis since 02-2023
Michael Roach since 02-2023
Roger Aliaga-Diaz since 02-2023

Quantitative Screens

- ✓ **Performance:** The fund has finished in the Target-Date 2050 category's top three quartiles in 10 of the 10 years it's been in existence.
- ✓ **Management:** The fund's management has been in place for 13.11 years.
- ✓ **Style:** The fund has landed in its primary style box — Large Blend — 100 % of the time over the past three years.
- ✓ **Net Expense:** The fund's expense ratio of 0.08 is 85.19% lower than the Target-Date 2050 category average.

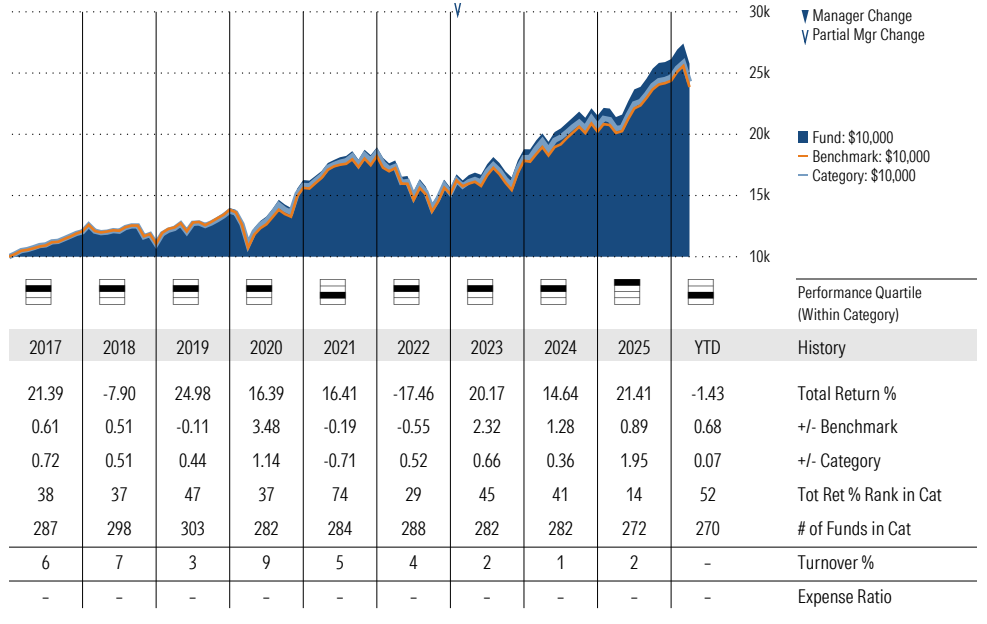
Morningstar Investment Management LLC Analysis

This fund passes all of Morningstar Investment Management's quantitative screens. Morningstar Investment Management has also assessed the fund from a qualitative perspective and, as a fiduciary, is comfortable recommending the fund's use in retirement plans.

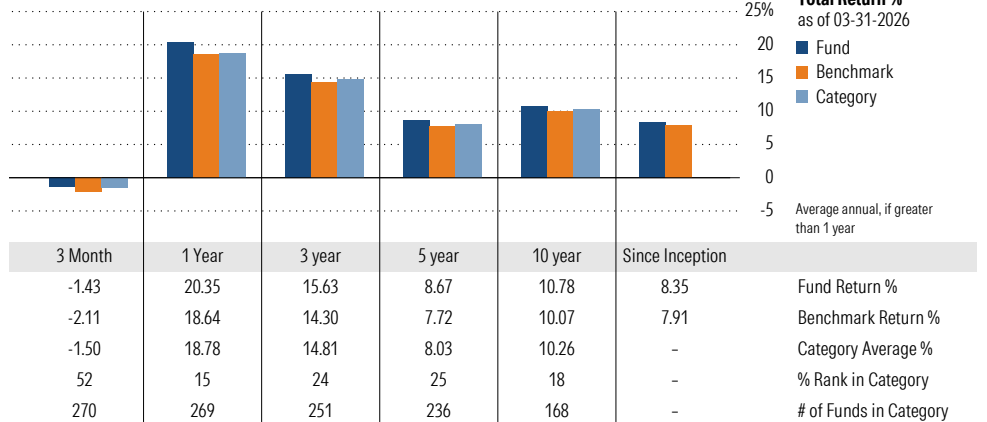
ESG Metrics

Metric	Rating	Updated
Sustainability Rating	3	02-28-2026
Carbon Risk Score	Low Risk	12-31-2022
ESG Commitment	1-Low	02-15-2022

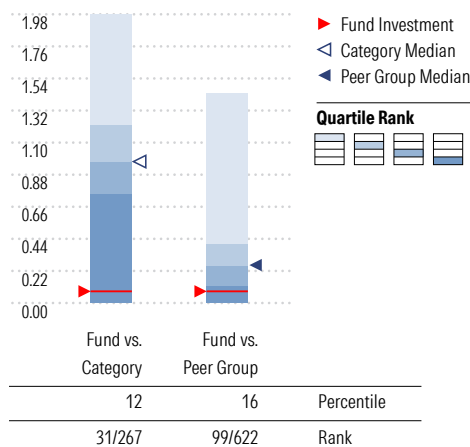
Growth of \$10,000



Trailing Performance



Net Expense



Peer group is a subset of the category and includes funds with the same management style (active vs. passive) and similar share class characteristics.

3-Year Risk Metrics

Metric	Fund	Bmark	Cat
Alpha	2.11	-	1.13
Beta	0.93	-	0.95
R-Squared	99.17	-	97.48
Standard Deviation	10.83	11.63	11.16
Sharpe Ratio	0.96	0.80	0.87
Tracking Error	1.31	-	1.76
Information Ratio	1.01	-	0.41
Up Capture Ratio	98.40	-	97.34
Down Capture Ratio	86.43	-	90.48

Portfolio Metrics

Metric	Fund	Bmark	Cat
Price/Earnings Ratio	20.91	21.33	21.84
Price/Book Ratio	2.87	2.94	3.19
Avg Eff Duration	6.05	-	8.80

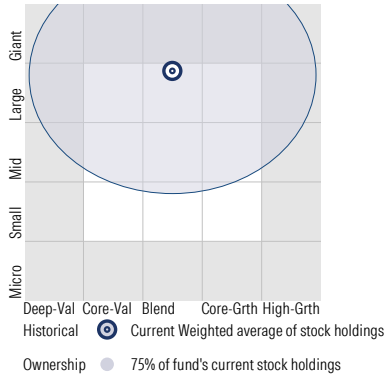
Vanguard Target Retirement 2050 Fund VFIFX

Morningstar Category
Target-Date 2050

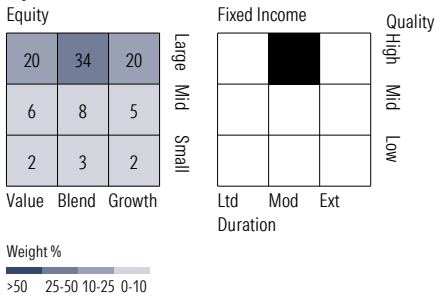
Morningstar Index
Morningstar Lifetime Mod 2050 TR USD

Style Analysis as of 03-31-2026

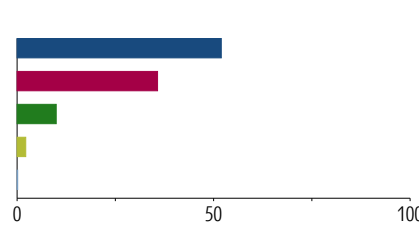
Morningstar Style Box™



Style Breakdown

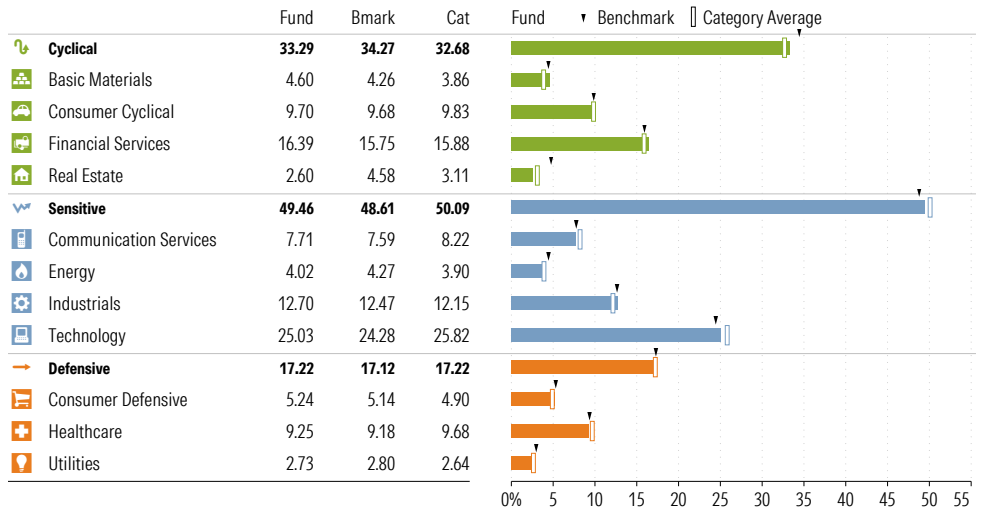


Asset Allocation as of 03-31-2026



Asset Class	Net %	Cat%
US Stocks	51.95	50.02
Non-US Stocks	35.74	24.48
Bonds	9.95	4.48
Cash	2.20	1.17
Other	0.15	19.84
Total	100.00	100.00

Sector Weighting as of 03-31-2026



Top 6 Holdings as of 03-31-2026

Name	Maturity Date	% Net Asset	Cumulative %	YTD Return %	Morningstar Sector
⊕ Vanguard Total Stock Mkt Idx Instl Pls	-	52.28	52.28	-	-
⊕ Vanguard Total Intl Stock Index Inv	-	36.64	88.92	-	-
⊖ Vanguard Total Bond Market II Idx Inv	-	7.44	96.37	-	-
⊖ Vanguard Total Intl Bd II Idx Instl	-	3.12	99.49	-	-
⊖ Mktliq 12/31/2049	-	0.53	100.02	-	-
⊕ Us Dollar	-	0.02	100.03	-	-

Total Holdings 6

⊕ Increase ⊖ Decrease ✨ New to Portfolio

Vanguard Target Retirement 2055 Fund VFFVX

Morningstar Category
Target-Date 2055

Morningstar Index
Morningstar Lifetime Mod 2055 TR USD

Portfolio Manager(s)

Walter Nejman since 02-2013
Aurélie Denis since 02-2023
Michael Roach since 02-2023
Roger Aliaga-Diaz since 02-2023

Quantitative Screens

- ✔ **Performance:** The fund has finished in the Target-Date 2055 category's top three quartiles in 9 of the 10 years it's been in existence.
- ✔ **Management:** The fund's management has been in place for 13.11 years.
- ✔ **Style:** The fund has landed in its primary style box — Large Blend — 100 % of the time over the past three years.
- ✔ **Net Expense:** The fund's expense ratio of 0.08 is 85.19% lower than the Target-Date 2055 category average.

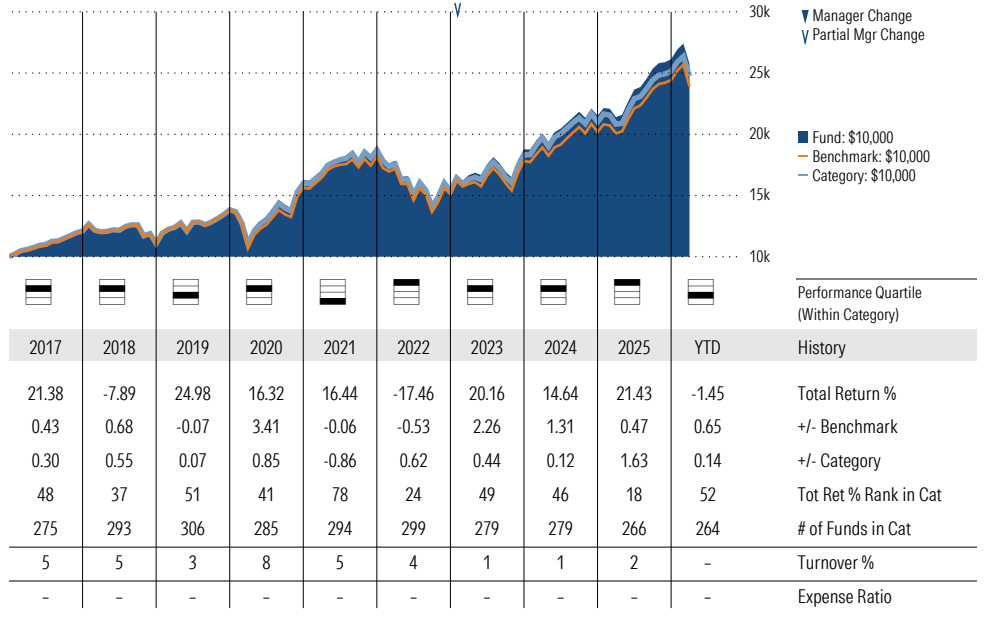
Morningstar Investment Management LLC Analysis

This fund passes all of Morningstar Investment Management's quantitative screens. Morningstar Investment Management has also assessed the fund from a qualitative perspective and, as a fiduciary, is comfortable recommending the fund's use in retirement plans.

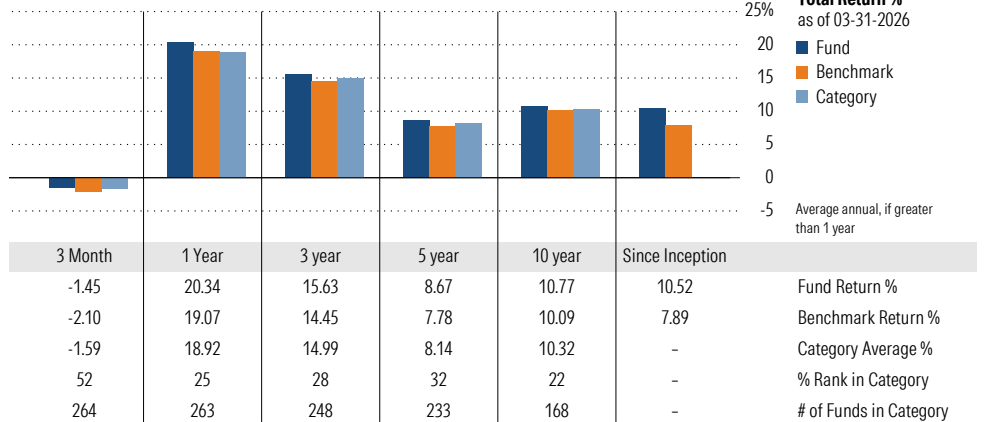
ESG Metrics

Metric	Rating	Updated
Sustainability Rating	3	02-28-2026
Carbon Risk Score	Low Risk	12-31-2022
ESG Commitment	1-Low	02-15-2022

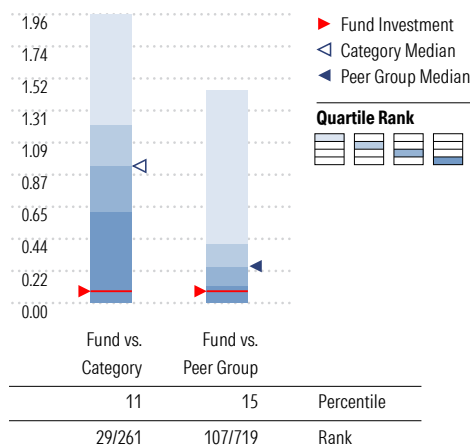
Growth of \$10,000



Trailing Performance



Net Expense



Peer group is a subset of the category and includes funds with the same management style (active vs. passive) and similar share class characteristics.

3-Year Risk Metrics

Metric	Fund	Bmark	Cat
Alpha	2.09	-	1.18
Beta	0.92	-	0.95
R-Squared	99.15	-	97.46
Standard Deviation	10.86	11.76	11.32
Sharpe Ratio	0.96	0.80	0.88
Tracking Error	1.38	-	1.82
Information Ratio	0.85	-	0.41
Up Capture Ratio	97.42	-	97.62
Down Capture Ratio	85.59	-	90.51

Portfolio Metrics

Metric	Fund	Bmark	Cat
Price/Earnings Ratio	20.89	21.20	21.47
Price/Book Ratio	2.87	2.91	3.09
Avg Eff Duration	6.05	-	9.53

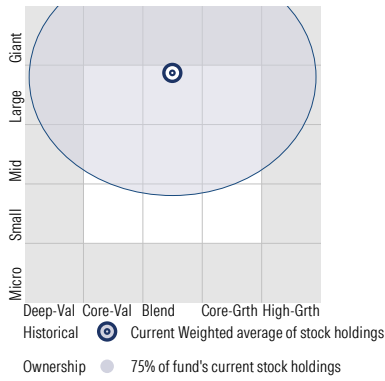
Vanguard Target Retirement 2055 Fund VFFVX

Morningstar Category
Target-Date 2055

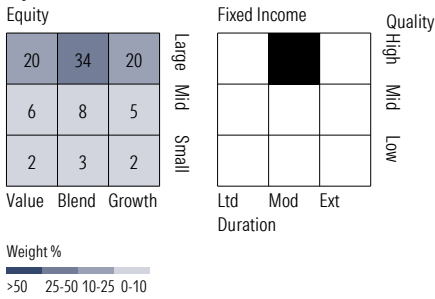
Morningstar Index
Morningstar Lifetime Mod 2055 TR USD

Style Analysis as of 03-31-2026

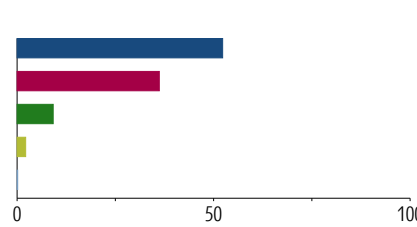
Morningstar Style Box™



Style Breakdown

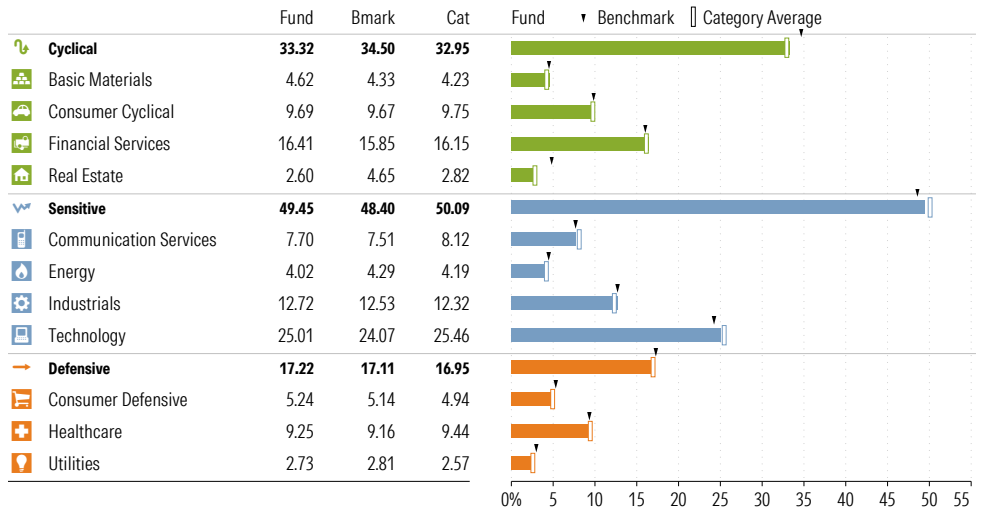


Asset Allocation as of 03-31-2026



Asset Class	Net %	Cat%
US Stocks	52.30	51.68
Non-US Stocks	36.18	29.05
Bonds	9.18	3.67
Cash	2.18	0.83
Other	0.15	14.77
Total	100.00	100.00

Sector Weighting as of 03-31-2026



Top 6 Holdings as of 03-31-2026

Name	Maturity Date	% Net Asset	Cumulative %	YTD Return %	Morningstar Sector
⊕ Vanguard Total Stock Mkt Idx Instl Pls	-	52.63	52.63	-	-
⊕ Vanguard Total Intl Stock Index Inv	-	37.10	89.73	-	-
⊖ Vanguard Total Bond Market II Idx Inv	-	6.81	96.54	-	-
⊖ Vanguard Total Intl Bd II Idx Instl	-	2.92	99.46	-	-
⊖ Mktliq 12/31/2049	-	0.55	100.02	-	-
⊕ Us Dollar	-	0.02	100.03	-	-

Total Holdings 6

⊕ Increase ⊖ Decrease ✨ New to Portfolio

Vanguard Target Retirement 2060 Fund VTTSX

Morningstar Category
Target-Date 2060

Morningstar Index
Morningstar Mod Tgt Risk TR USD

Portfolio Manager(s)

Walter Nejman since 02-2013
Aurélie Denis since 02-2023
Michael Roach since 02-2023
Roger Aliaga-Diaz since 02-2023

Quantitative Screens

- ✔ **Performance:** The fund has finished in the Target-Date 2060 category's top three quartiles in 9 of the 10 years it's been in existence.
- ✔ **Management:** The fund's management has been in place for 13.11 years.
- ✔ **Style:** The fund has landed in its primary style box — Large Blend — 100 % of the time over the past three years.
- ✔ **Net Expense:** The fund's expense ratio of 0.08 is 85.19% lower than the Target-Date 2060 category average.

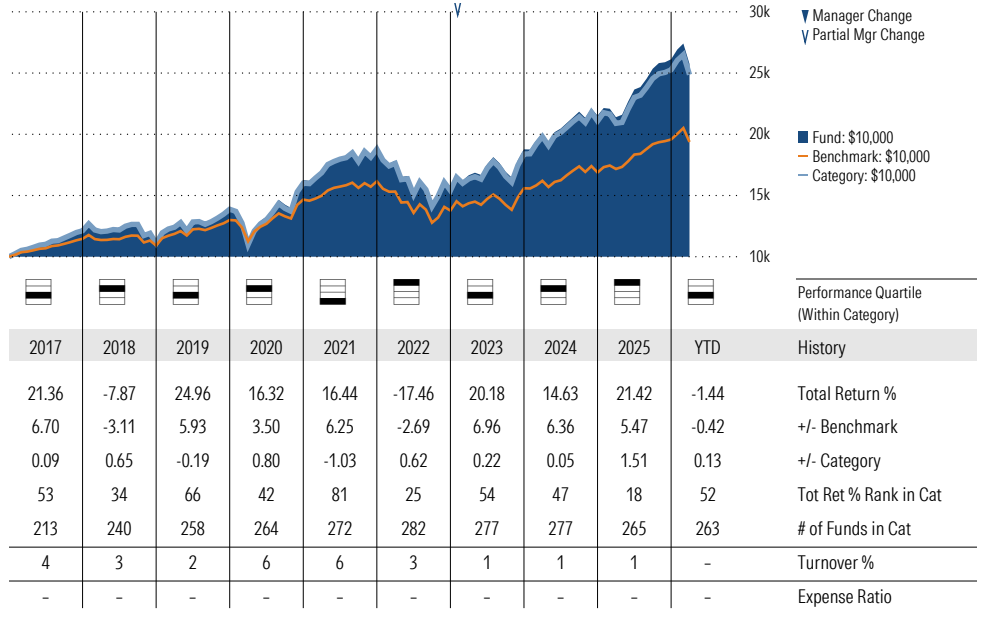
Morningstar Investment Management LLC Analysis

This fund passes all of Morningstar Investment Management's quantitative screens. Morningstar Investment Management has also assessed the fund from a qualitative perspective and, as a fiduciary, is comfortable recommending the fund's use in retirement plans.

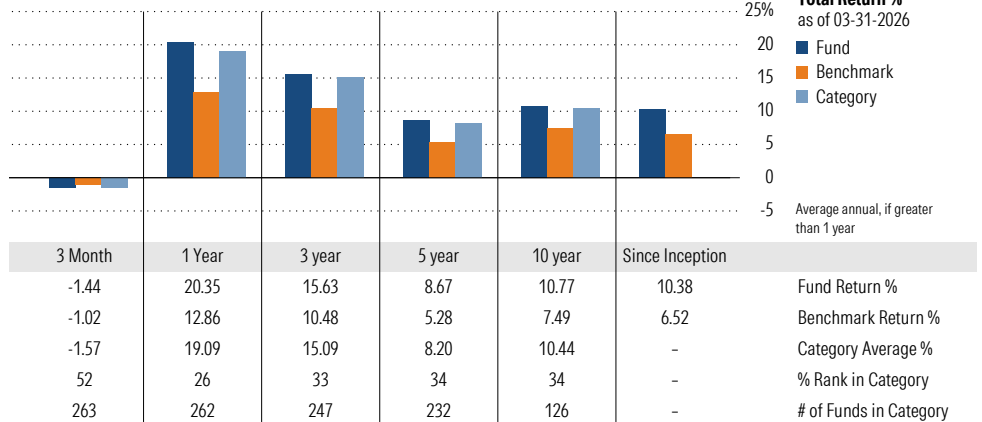
ESG Metrics

Metric	Rating	Updated
Sustainability Rating	3	02-28-2026
Carbon Risk Score	Low Risk	12-31-2022
ESG Commitment	1-Low	02-15-2022

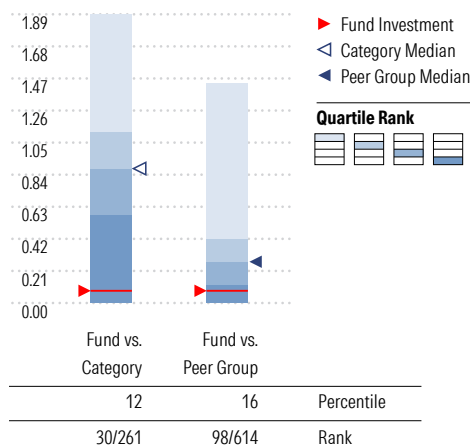
Growth of \$10,000



Trailing Performance



Net Expense



Peer group is a subset of the category and includes funds with the same management style (active vs. passive) and similar share class characteristics.

3-Year Risk Metrics

Metric	Fund	Bmark	Cat
Alpha	3.12	-	2.30
Beta	1.16	-	1.20
R-Squared	94.43	-	92.18
Standard Deviation	10.85	9.10	11.38
Sharpe Ratio	0.96	0.62	0.88
Tracking Error	2.94	-	3.65
Information Ratio	1.75	-	1.29
Up Capture Ratio	128.23	-	128.67
Down Capture Ratio	107.72	-	113.46

Portfolio Metrics

Metric	Fund	Bmark	Cat
Price/Earnings Ratio	20.89	20.69	21.55
Price/Book Ratio	2.87	2.69	3.13
Avg Eff Duration	6.05	-	9.22

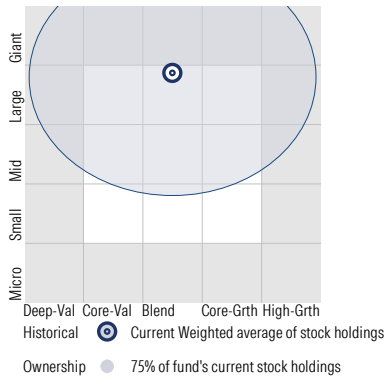
Vanguard Target Retirement 2060 Fund VTTX

Morningstar Category
Target-Date 2060

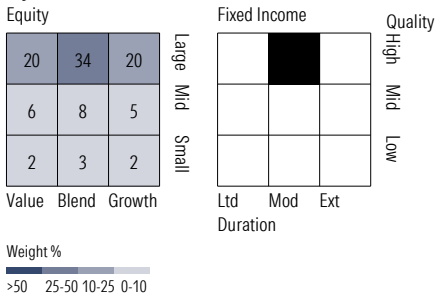
Morningstar Index
Morningstar Mod Tgt Risk TR USD

Style Analysis as of 03-31-2026

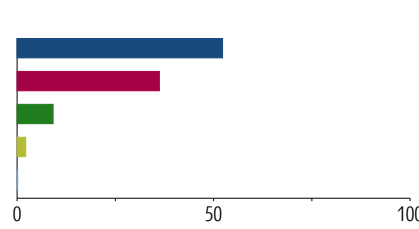
Morningstar Style Box™



Style Breakdown

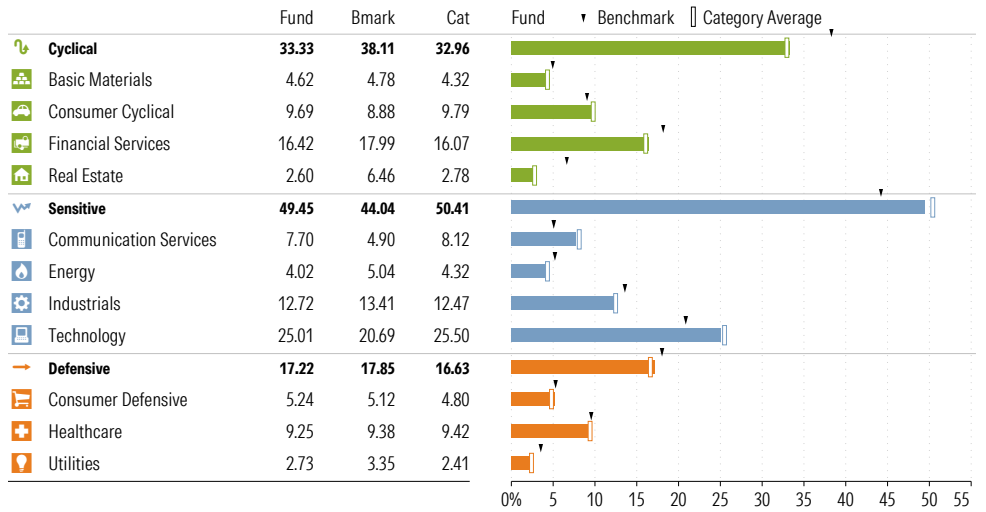


Asset Allocation as of 03-31-2026



Asset Class	Net %	Cat%
US Stocks	52.28	52.31
Non-US Stocks	36.20	27.86
Bonds	9.16	4.85
Cash	2.19	0.46
Other	0.15	14.52
Total	100.00	100.00

Sector Weighting as of 03-31-2026



Top 6 Holdings as of 03-31-2026

Name	Maturity Date	% Net Asset	Cumulative %	YTD Return %	Morningstar Sector
⊕ Vanguard Total Stock Mkt Idx Instl Pls	-	52.61	52.61	-	-
⊕ Vanguard Total Intl Stock Index Inv	-	37.12	89.73	-	-
⊕ Vanguard Total Bond Market II Idx Inv	-	6.80	96.54	-	-
⊖ Vanguard Total Intl Bd II Idx Instl	-	2.92	99.45	-	-
⊖ Mktliq 12/31/2049	-	0.58	100.03	-	-
⊕ Us Dollar	-	0.03	100.06	-	-

Total Holdings 6

⊕ Increase ⊖ Decrease ✨ New to Portfolio

Vanguard Target Retirement 2065 Fund VLXVX

Morningstar Category
Target-Date 2065+

Morningstar Index
Morningstar Mod Tgt Risk TR USD

Portfolio Manager(s)

Walter Nejman since 07-2017
Aurélie Denis since 02-2023
Michael Roach since 02-2023
Roger Aliaga-Diaz since 02-2023

Quantitative Screens

- ✔ **Performance:** The fund has finished in the Target-Date 2065+ category's top three quartiles in 6 of the 8 years it's been in existence.
- ✔ **Management:** The fund's management has been in place for 8.72 years.
- ✔ **Style:** The fund has landed in its primary style box — Large Blend — 100 % of the time over the past three years.
- ✔ **Net Expense:** The fund's expense ratio of 0.08 is 85.45% lower than the Target-Date 2065+ category average.

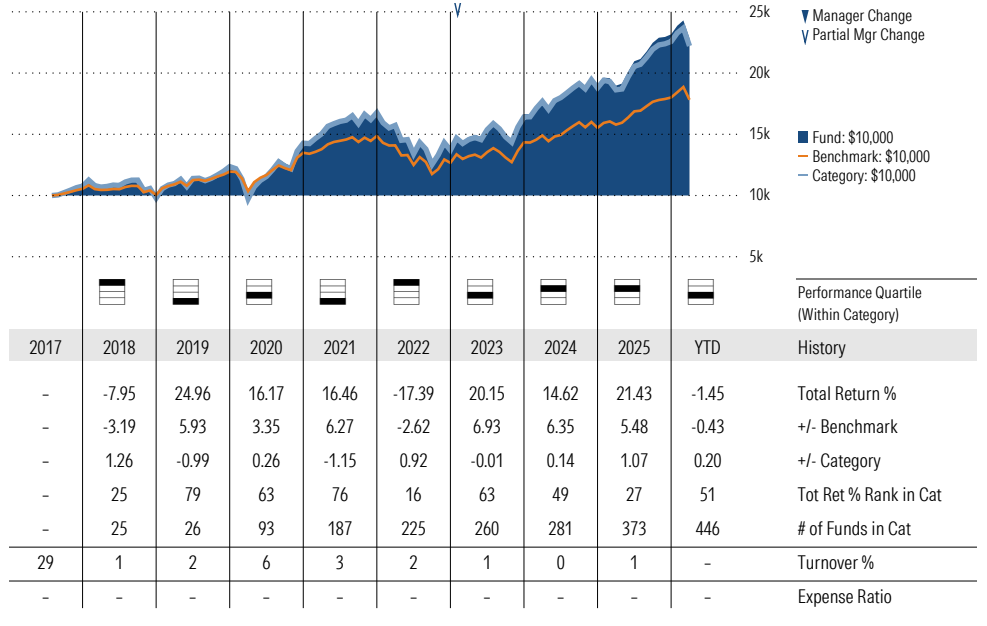
Morningstar Investment Management LLC Analysis

This fund passes all of Morningstar Investment Management's quantitative screens. Morningstar Investment Management has also assessed the fund from a qualitative perspective and, as a fiduciary, is comfortable recommending the fund's use in retirement plans.

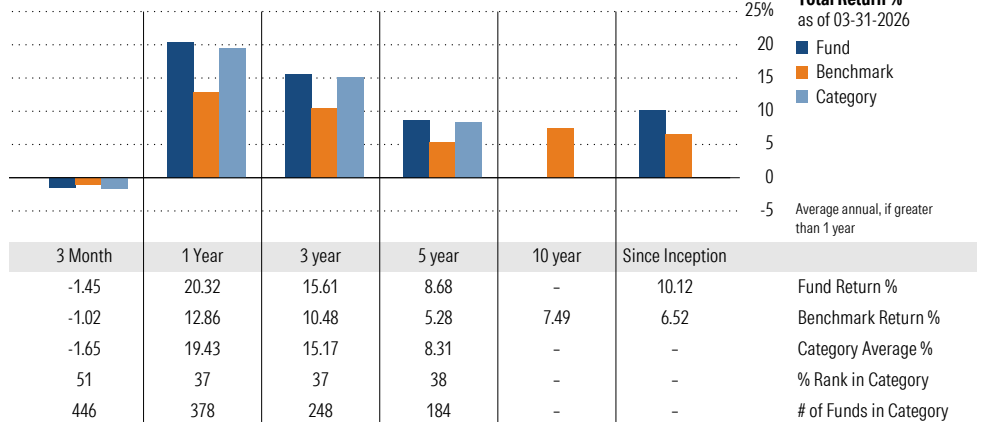
ESG Metrics

Metric	Rating	Updated
Sustainability Rating	3	02-28-2026
Carbon Risk Score	Low Risk	12-31-2022
ESG Commitment	1-Low	02-15-2022

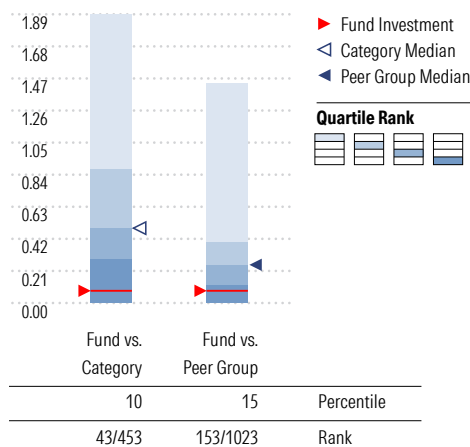
Growth of \$10,000



Trailing Performance



Net Expense



Peer group is a subset of the category and includes funds with the same management style (active vs. passive) and similar share class characteristics.

3-Year Risk Metrics

Metric	Fund	Bmark	Cat
Alpha	3.12	-	2.67
Beta	1.16	-	1.19
R-Squared	94.47	-	91.77
Standard Deviation	10.84	9.10	11.69
Sharpe Ratio	0.96	0.62	0.89
Tracking Error	2.92	-	4.00
Information Ratio	1.76	-	1.31
Up Capture Ratio	128.12	-	129.03
Down Capture Ratio	107.59	-	111.96

Portfolio Metrics

Metric	Fund	Bmark	Cat
Price/Earnings Ratio	20.89	20.69	20.90
Price/Book Ratio	2.87	2.69	2.92
Avg Eff Duration	6.07	-	8.70

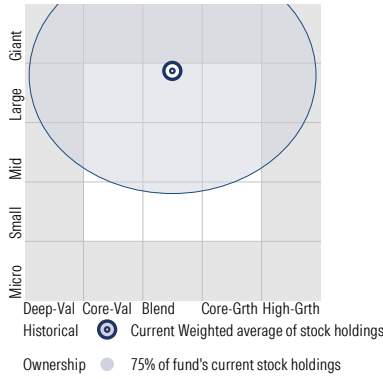
Vanguard Target Retirement 2065 Fund VLXVX

Morningstar Category
Target-Date 2065+

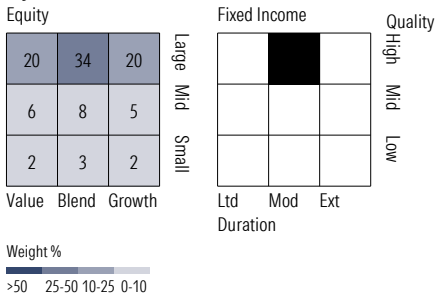
Morningstar Index
Morningstar Mod Tgt Risk TR USD

Style Analysis as of 03-31-2026

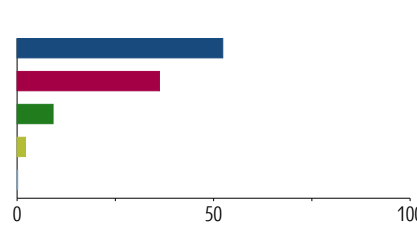
Morningstar Style Box™



Style Breakdown

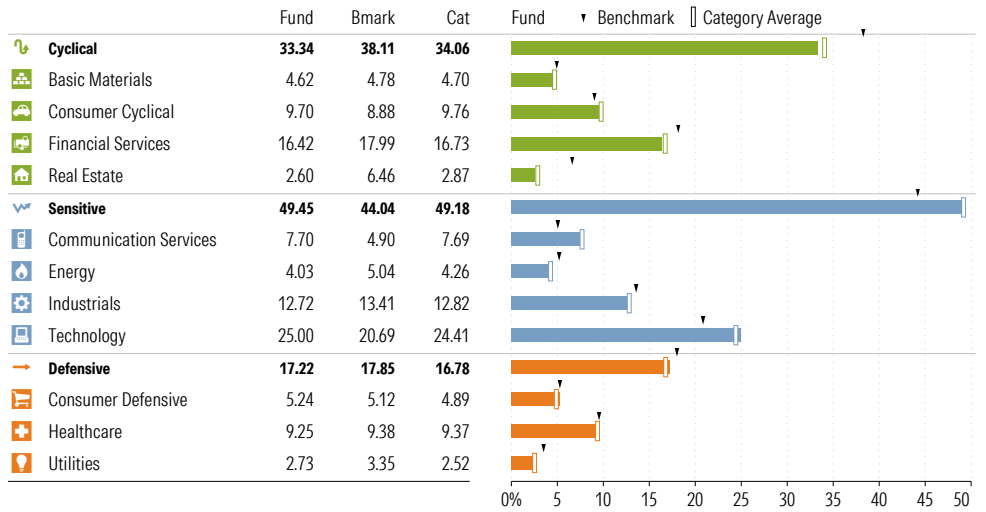


Asset Allocation as of 03-31-2026



Asset Class	Net %	Cat%
US Stocks	52.33	41.81
Non-US Stocks	36.22	30.52
Bonds	9.15	3.50
Cash	2.13	1.29
Other	0.15	22.88
Total	100.00	100.00

Sector Weighting as of 03-31-2026



Top 6 Holdings as of 03-31-2026

Name	Maturity Date	% Net Asset	Cumulative %	YTD Return %	Morningstar Sector
⊕ Vanguard Total Stock Mkt Idx Instl Pls	-	52.66	52.66	-	-
⊕ Vanguard Total Intl Stock Index Inv	-	37.14	89.80	-	-
⊕ Vanguard Total Bond Market II Idx Inv	-	6.81	96.61	-	-
⊖ Vanguard Total Intl Bd II Idx Instl	-	2.91	99.51	-	-
⊖ Mktliq 12/31/2049	-	0.57	100.09	-	-
⊕ Us Dollar	-	0.09	100.17	-	-

Total Holdings 6

⊕ Increase ⊖ Decrease ✨ New to Portfolio

Vanguard Target Retirement 2070 Fund VSVNX

Morningstar Category
Target-Date 2065+

Morningstar Index
Morningstar Mod Tgt Risk TR USD

Portfolio Manager(s)

Walter Nejman since 06-2022
Aurélie Denis since 02-2023
Michael Roach since 02-2023
Roger Aliaga-Diaz since 02-2023

Quantitative Screens

- ✔ Performance: The fund has finished in the Target-Date 2065+ category's top three quartiles in 3 of the 3 years it's been in existence.
- ✔ Management: The fund's management has been in place for 3.76 years.
- ✔ Style: The fund has landed in its primary style box — Large Blend — 100 % of the time over the past three years.
- ✔ Net Expense: The fund's expense ratio of 0.08 is 85.45% lower than the Target-Date 2065+ category average.

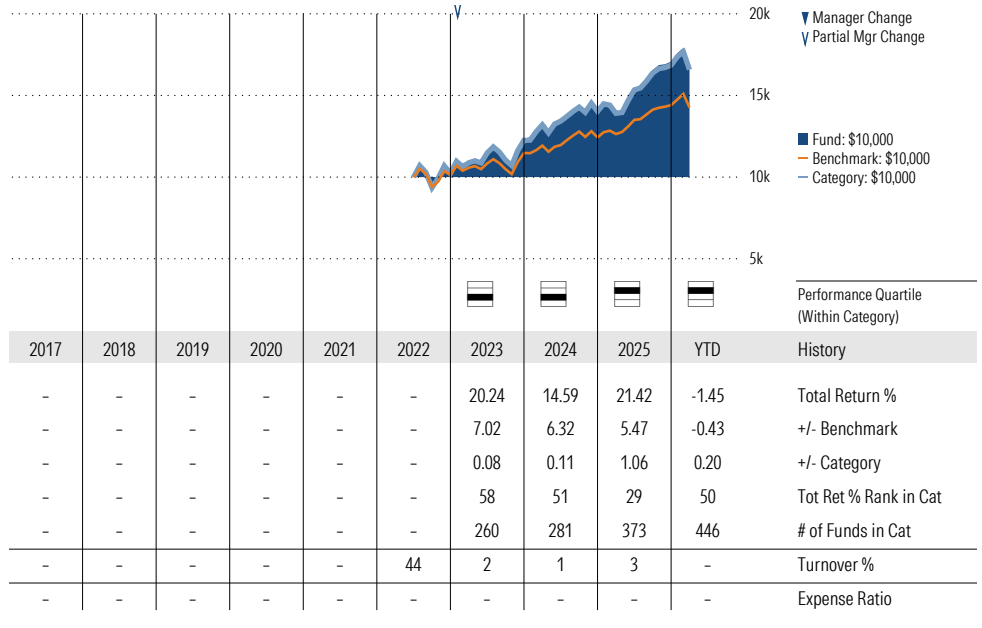
Morningstar Investment Management LLC Analysis

This fund passes all of Morningstar Investment Management's quantitative screens. Morningstar Investment Management has also assessed the fund from a qualitative perspective and, as a fiduciary, is comfortable recommending the fund's use in retirement plans.

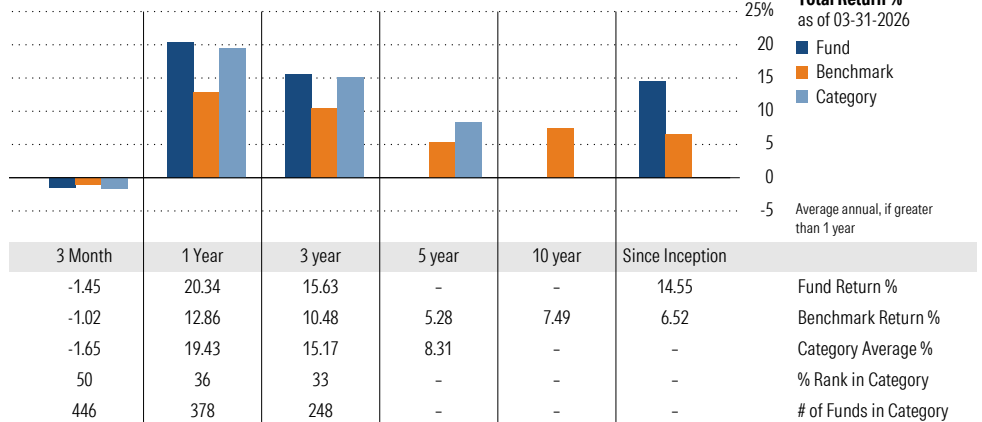
ESG Metrics

Metric	Rating	Updated
Sustainability Rating	3	02-28-2026
Carbon Risk Score	Low Risk	12-31-2022

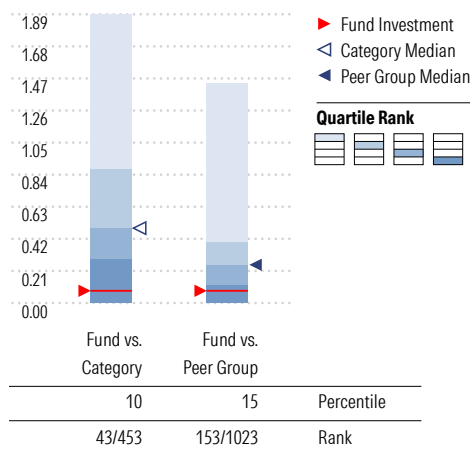
Growth of \$10,000



Trailing Performance



Net Expense



Peer group is a subset of the category and includes funds with the same management style (active vs. passive) and similar share class characteristics.

3-Year Risk Metrics

	Fund	Bmark	Cat
Alpha	3.15	-	2.67
Beta	1.16	-	1.19
R-Squared	94.36	-	91.77
Standard Deviation	10.83	9.10	11.69
Sharpe Ratio	0.96	0.62	0.89
Tracking Error	2.94	-	4.00
Information Ratio	1.75	-	1.31
Up Capture Ratio	128.22	-	129.03
Down Capture Ratio	107.62	-	111.96

Portfolio Metrics

	Fund	Bmark	Cat
Price/Earnings Ratio	20.88	20.69	20.90
Price/Book Ratio	2.87	2.69	2.92
Avg Eff Duration	6.05	-	8.70

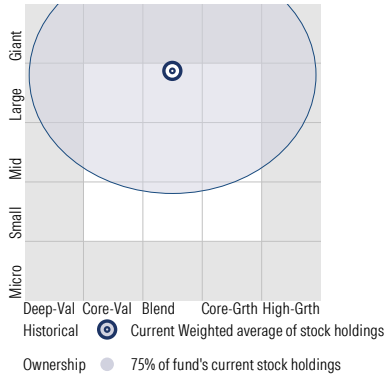
Vanguard Target Retirement 2070 Fund VSVNX

Morningstar Category
Target-Date 2065+

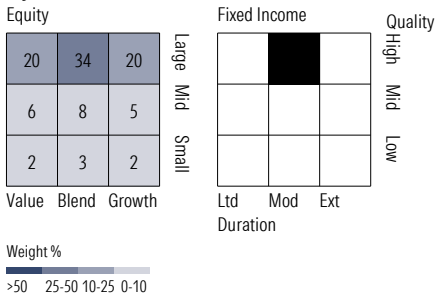
Morningstar Index
Morningstar Mod Tgt Risk TR USD

Style Analysis as of 03-31-2026

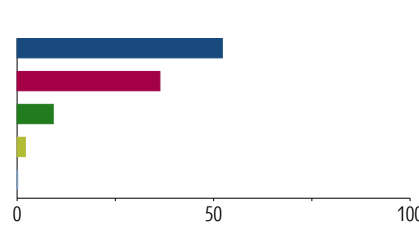
Morningstar Style Box™



Style Breakdown

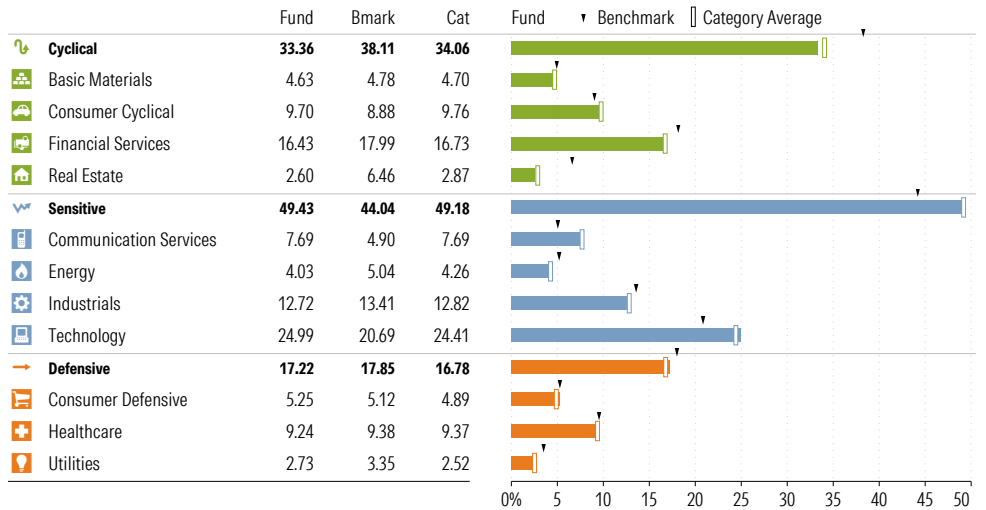


Asset Allocation as of 03-31-2026



Asset Class	Net %	Cat%
US Stocks	52.21	41.81
Non-US Stocks	36.34	30.52
Bonds	9.19	3.50
Cash	2.10	1.29
Other	0.15	22.88
Total	100.00	100.00

Sector Weighting as of 03-31-2026



Top 6 Holdings as of 03-31-2026

Name	Maturity Date	% Net Asset	Cumulative %	YTD Return %	Morningstar Sector
⊕ Vanguard Total Stock Mkt Idx Instl Pls	-	52.54	52.54	-	-
⊕ Vanguard Total Intl Stock Index Inv	-	37.26	89.80	-	-
⊕ Vanguard Total Bond Market II Idx Inv	-	6.81	96.61	-	-
⊕ Vanguard Total Intl Bd II Idx Instl	-	2.94	99.55	-	-
⊖ Mktliq 12/31/2049	-	0.56	100.11	-	-
⊕ Us Dollar	-	0.11	100.22	-	-

Total Holdings 6

⊕ Increase ⊖ Decrease ✨ New to Portfolio

Vanguard Target Retirement Income Fund VTINX

Morningstar Category
Target-Date Retirement

Morningstar Index
Morningstar Lifetime Mod Incm TR USD

Portfolio Manager(s)

Walter Nejman since 02-2013
Aurélie Denis since 02-2023
Michael Roach since 02-2023
Roger Aliaga-Diaz since 02-2023

Quantitative Screens

✔ **Performance:** The fund has finished in the Target-Date Retirement category's top three quartiles in 10 of the 10 years it's been in existence.

✔ **Management:** The fund's management has been in place for 13.11 years.

✔ **Style:** The fund has landed in its primary style box — Large Blend — 100% of the time over the past three years.

✔ **Net Expense:** The fund's expense ratio of 0.08 is 84% lower than the Target-Date Retirement category average.

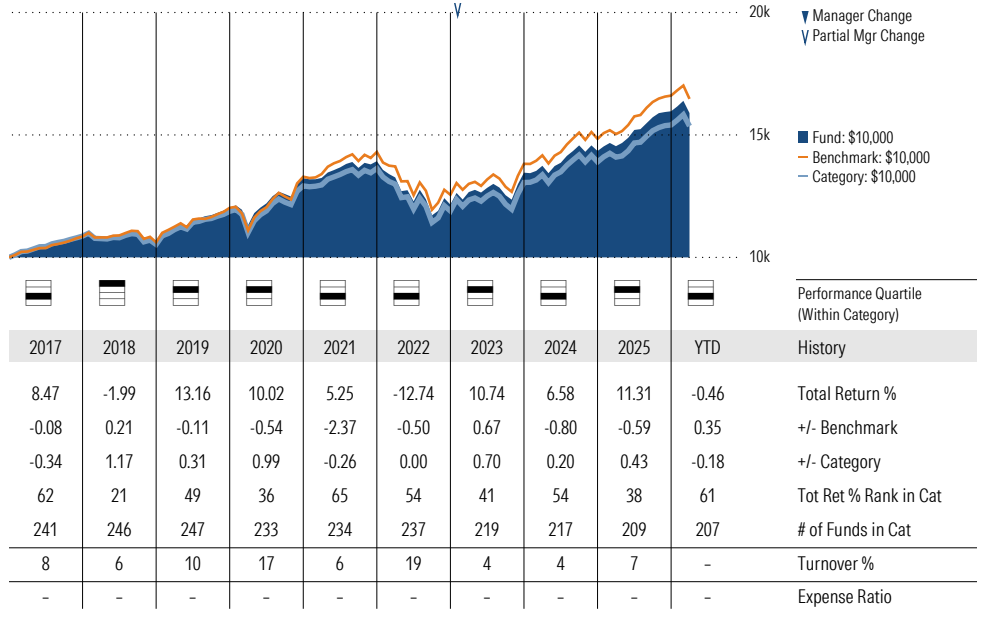
Morningstar Investment Management LLC Analysis

This fund passes all of Morningstar Investment Management's quantitative screens. Morningstar Investment Management has also assessed the fund from a qualitative perspective and, as a fiduciary, is comfortable recommending the fund's use in retirement plans.

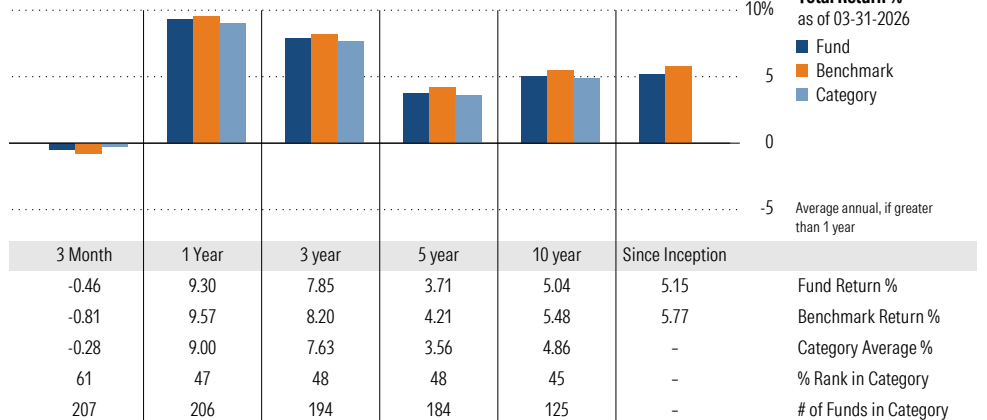
ESG Metrics

Metric	Rating	Updated
Sustainability Rating	4	02-28-2026
ESG Commitment	1-Low	02-15-2022

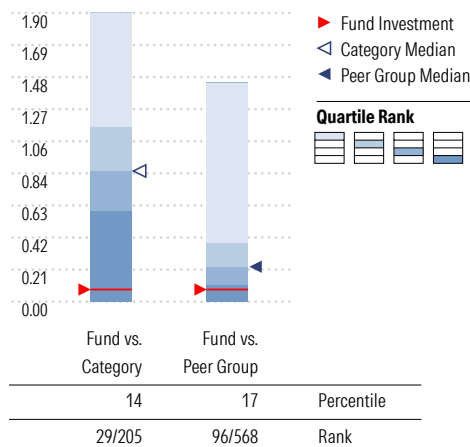
Growth of \$10,000



Trailing Performance



Net Expense



Peer group is a subset of the category and includes funds with the same management style (active vs. passive) and similar share class characteristics.

3-Year Risk Metrics

	Fund	Bmark	Cat
Alpha	0.17	-	-0.44
Beta	0.94	-	1.01
R-Squared	99.03	-	97.32
Standard Deviation	5.85	6.21	6.33
Sharpe Ratio	0.51	0.53	0.45
Tracking Error	0.70	-	1.20
Information Ratio	-0.50	-	-0.34
Up Capture Ratio	93.88	-	97.44
Down Capture Ratio	91.29	-	101.01

Portfolio Metrics

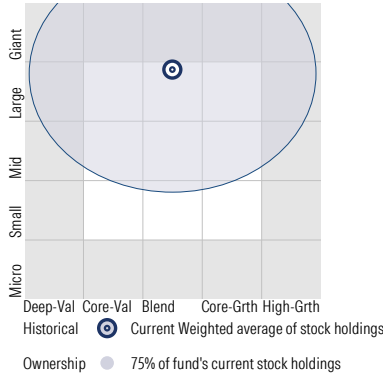
	Fund	Bmark	Cat
Price/Earnings Ratio	20.90	22.52	21.39
Price/Book Ratio	2.87	3.27	2.92
Avg Eff Duration	5.21	-	5.50

Vanguard Target Retirement Income Fund VTINX

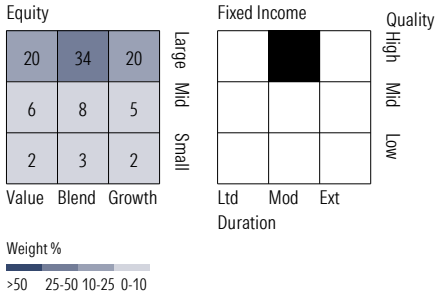
Morningstar Category
Target-Date Retirement

Morningstar Index
Morningstar Lifetime Mod Incm TR USD

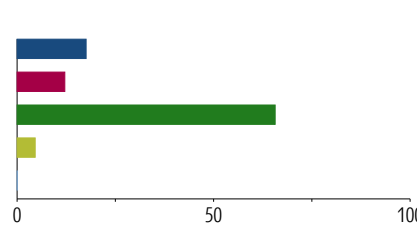
Style Analysis as of 03-31-2026
Morningstar Style Box™



Style Breakdown

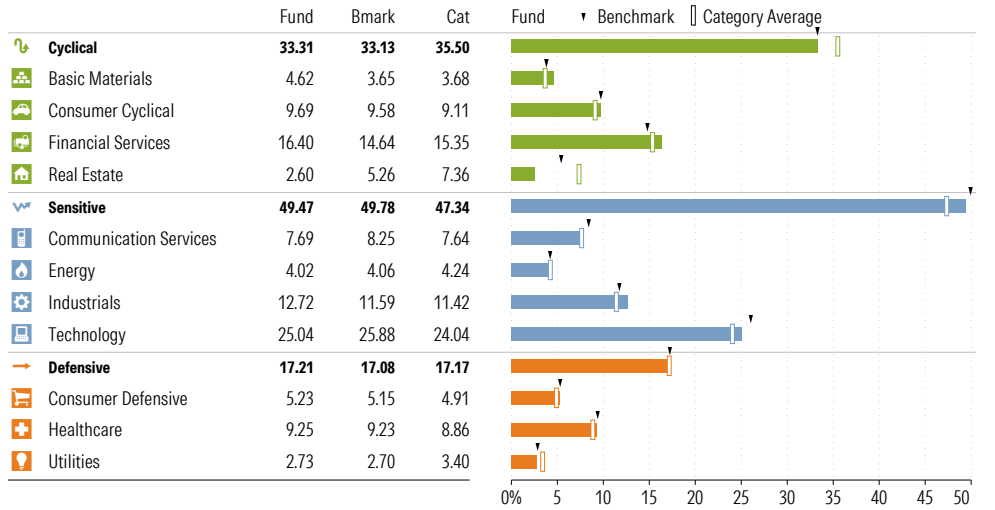


Asset Allocation as of 03-31-2026



Asset Class	Net %	Cat%
US Stocks	17.56	19.29
Non-US Stocks	12.14	9.55
Bonds	65.66	45.42
Cash	4.60	5.81
Other	0.05	19.94
Total	100.00	100.00

Sector Weighting as of 03-31-2026



Top 7 Holdings as of 03-31-2026

Name	Maturity Date	% Net Asset	Cumulative %	YTD Return %	Morningstar Sector
⊖ Vanguard Total Bond Market II Idx Inv	-	37.06	37.06	-	-
⊖ Vanguard Total Stock Mkt Idx Instl Pls	-	17.67	54.73	-	-
⊖ Vanguard Shrt-Term Infl-Prot Sec Idx Adm	-	16.62	71.35	-	-
⊖ Vanguard Total Intl Bd II Idx Instl	-	15.55	86.90	-	-
⊖ Vanguard Total Intl Stock Index Inv	-	12.44	99.34	-	-
⊖ Mktliq 12/31/2049	-	0.65	99.99	-	-
⊕ Us Dollar	-	0.01	100.00	-	-

Total Holdings 7

⊕ Increase ⊖ Decrease ✨ New to Portfolio