

# American Century Inflation Adjs Bond R5 AIANX

**Morningstar Category**  
Inflation-Protected Bond

**Morningstar Index**  
Bloomberg US Treasury US TIPS TR USD

## Portfolio Manager(s)

James Platz since 09-2007  
Miguel Castillo since 02-2014  
Stephen Bartolini since 09-2024

## Quantitative Screens

✔ Performance: The fund has finished in the Inflation-Protected Bond category's top three quartiles in 9 of the 10 years it's been in existence.

✔ Management: The fund's management has been in place for 18.52 years.

Style Consistency is not calculated for Fixed Income funds.

✔ Net Expense: The fund's expense ratio of 0.34 is 45.16% lower than the Inflation-Protected Bond category average.

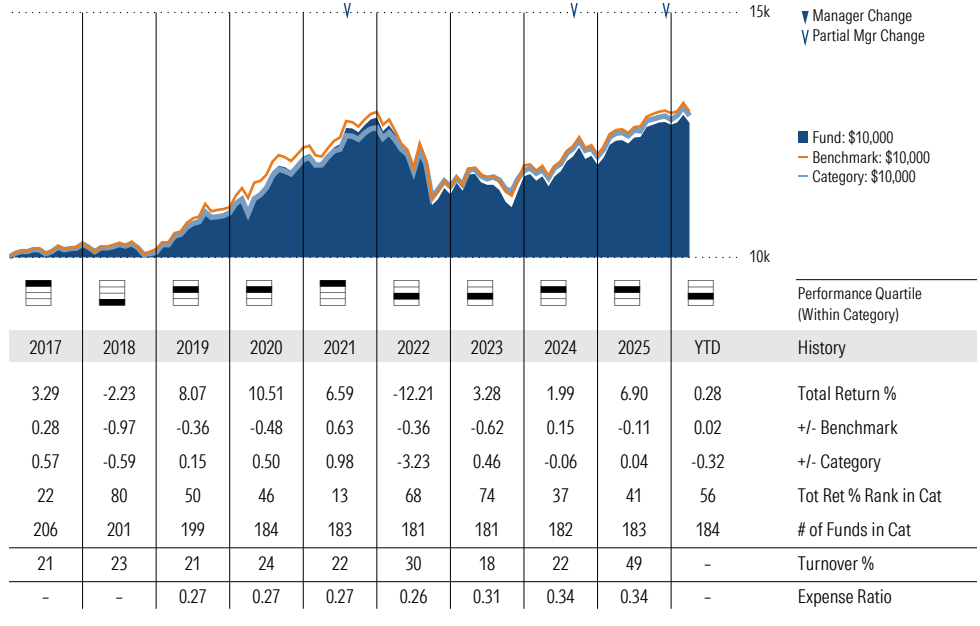
## Morningstar Investment Management LLC Analysis

This fund passes all of Morningstar Investment Management's quantitative screens. Morningstar Investment Management has also assessed the fund from a qualitative perspective and, as a fiduciary, is comfortable recommending the fund's use in retirement plans.

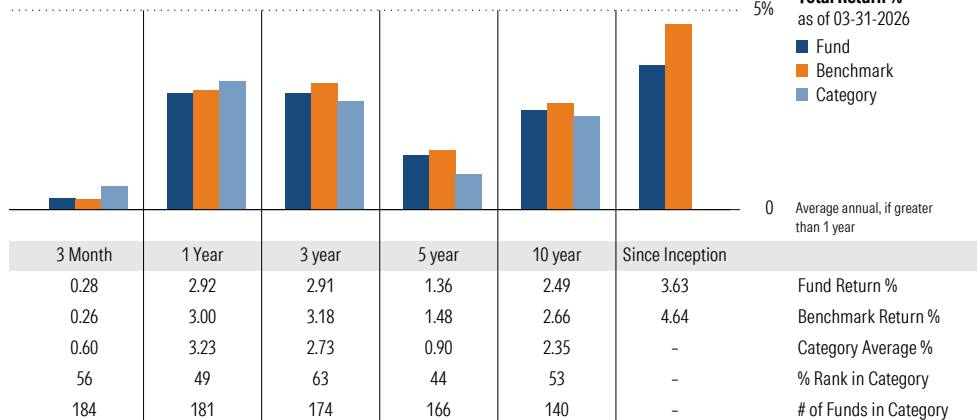
## ESG Metrics

Metric	Rating	Updated
Sustainability Rating	3	05-31-2024

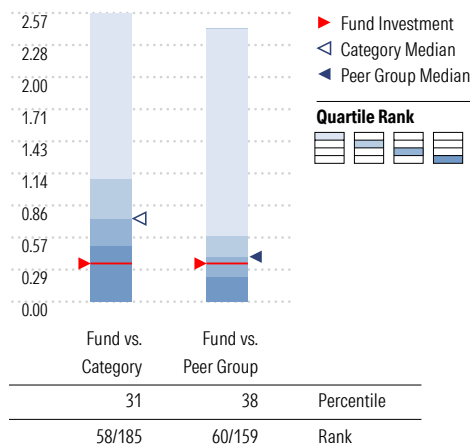
## Growth of \$10,000



## Trailing Performance



## Net Expense



## 3-Year Risk Metrics

Metric	Fund	Bmark	Cat
Alpha	-0.40	-	-0.39
Beta	1.05	-	1.03
R-Squared	99.47	-	94.74
Standard Deviation	4.47	4.27	4.62
Sharpe Ratio	-0.41	-0.37	-0.40
Tracking Error	0.38	-	1.06
Information Ratio	-0.72	-	-0.51
Up Capture Ratio	101.68	-	101.50
Down Capture Ratio	108.68	-	109.16

## Portfolio Metrics

Metric	Fund	Bmark	Cat
Avg Eff Duration	6.54	4.52	5.67
Avg Eff Maturity	7.74	-	6.25

Peer group is a subset of the category and includes funds with the same management style (active vs. passive) and similar share class characteristics.

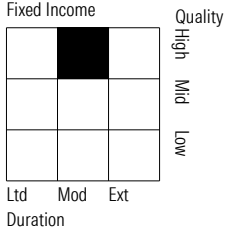
# American Century Inflation Adjs Bond R5 AIANX

**Morningstar Category**  
Inflation-Protected Bond

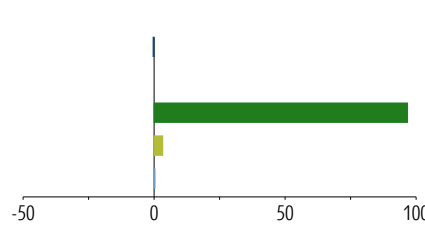
**Morningstar Index**  
Bloomberg US Treasury US TIPS TR USD

## Style Analysis as of 03-31-2026

### Style Breakdown



## Asset Allocation as of 03-31-2026

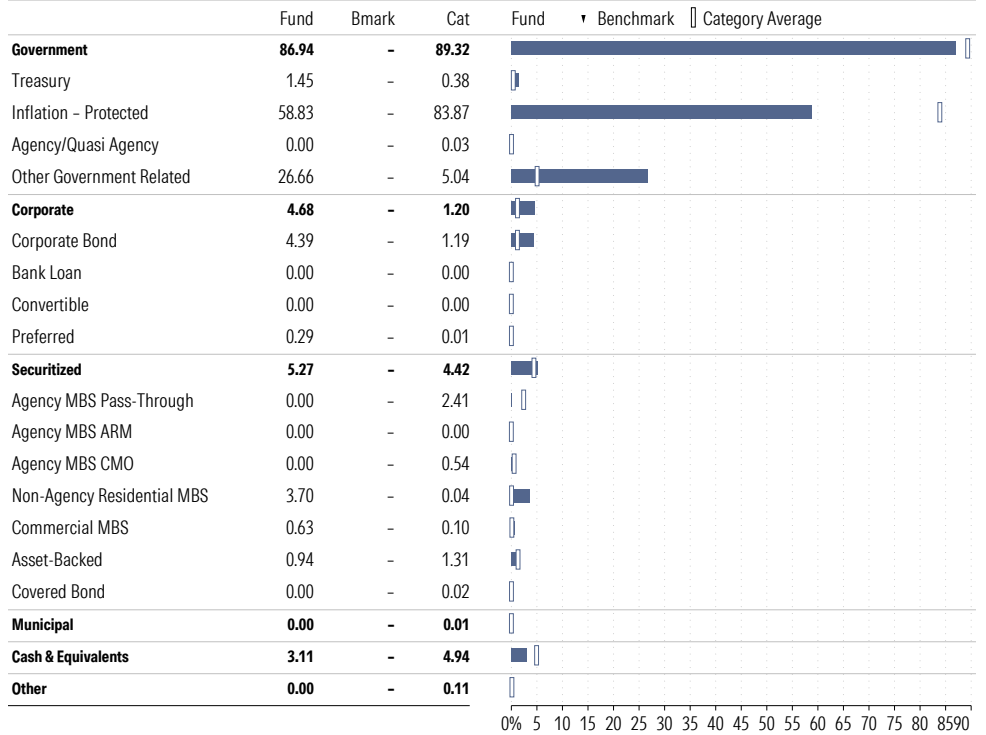


Asset Class	Net %	Cat%
US Stocks	-0.38	0.18
Non-US Stocks	0.00	0.02
Bonds	96.74	101.40
Cash	3.30	0.18
Other	0.35	-1.78
<b>Total</b>	<b>100.00</b>	<b>100.00</b>

## Credit Rating Breakdown

	Fund	Bmark	Cat
AAA	91.88	0.00	21.74
AA	1.19	99.60	72.51
A	0.98	0.00	0.53
BBB	1.43	0.00	1.15
BB	3.48	0.00	0.39
B	0.00	0.00	0.11
Below B	0.00	0.00	0.11
Not Rated	1.04	0.40	3.46

## Sector Weighting as of 03-31-2026



## Top 10 Holdings as of 03-31-2026

Name	Maturity Date	% Net Asset	Cumulative %	Fixed Income Sector
⊕ 2 Year Treasury Note Future June 26	06-2026	6.92	6.92	-
⊖ United States Treasury Notes 1.375%	07-2033	4.97	11.89	-
⊖ United States Treasury Notes 1.875%	07-2034	4.23	16.12	-
⊕ United States Treasury Notes 0.125%	07-2031	4.21	20.33	-
⊕ United States Treasury Notes 1.875%	07-2035	3.99	24.31	-
⊕ Ultra 10 Year US Treasury Note Future June 26	06-2026	3.73	28.05	-
⊖ United States Treasury Notes 0.625%	07-2032	3.55	31.59	-
⊖ United States Treasury Notes 1.25%	04-2028	3.38	34.97	-
⊕ United States Treasury Bonds 3.875%	04-2029	3.06	38.03	-
⊖ United States Treasury Notes 0.5%	01-2028	3.05	41.08	-

## Total Holdings 192

⊕ Increase ⊖ Decrease ✱ New to Portfolio

# American Funds Intl Gr and Inc R6 RIGGX

**Morningstar Category**  
Foreign Large Blend

**Morningstar Index**  
MSCI ACWI Ex USA NR USD

## Portfolio Manager(s)

Steven Watson since 10-2008  
 Andrew Suzman since 10-2008  
 Patrice Collette since 09-2010  
 Leo Hee since 07-2015  
 Michael Cohen since 07-2018  
 Lisa Thompson since 09-2018  
 Bobby Chada since 09-2024  
 Barbara Burtin since 09-2024

## Quantitative Screens

✔ **Performance:** The fund has finished in the Foreign Large Blend category's top three quartiles in 10 of the 10 years it's been in existence.

✔ **Management:** The fund's management has been in place for 17.51 years.

✔ **Style:** The fund has landed in its primary style box — Large Blend — 100% of the time over the past three years.

✔ **Net Expense:** The fund's expense ratio of 0.53 is 30.26% lower than the Foreign Large Blend category average.

## Morningstar Investment Management LLC Analysis

This fund passes all of Morningstar Investment Management's quantitative screens. Morningstar Investment Management has also assessed the fund from a qualitative perspective and, as a fiduciary, is comfortable recommending the fund's use in retirement plans.

## ESG Metrics

Metric	Rating	Updated
Sustainability Rating	3	02-28-2026
Carbon Risk Score	Low Risk	12-31-2022
ESG Commitment	1-Low	02-15-2022

## Growth of \$10,000



## Trailing Performance



## Net Expense



Peer group is a subset of the category and includes funds with the same management style (active vs. passive) and similar share class characteristics.

## 3-Year Risk Metrics

	Fund	Bmark	Cat
Alpha	2.01	-	0.69
Beta	0.91	-	0.92
R-Squared	94.20	-	89.82
Standard Deviation	12.39	13.25	12.85
Sharpe Ratio	0.84	0.73	0.72
Tracking Error	3.22	-	4.13
Information Ratio	0.28	-	-0.06
Up Capture Ratio	98.18	-	96.90
Down Capture Ratio	90.37	-	97.14

## Portfolio Metrics

	Fund	Bmark	Cat
Price/Earnings Ratio	17.20	17.16	17.60
Price/Book Ratio	2.10	2.10	2.17
Geom Avg Mkt Cap \$B	71.52	67.98	77.46
ROE	18.82	18.32	18.15

# American Funds Intl Gr and Inc R6 RIGGX

**Morningstar Category**  
Foreign Large Blend

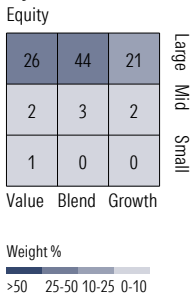
**Morningstar Index**  
MSCI ACWI Ex USA NR USD

## Style Analysis as of 03-31-2026

Morningstar Style Box™



## Style Breakdown



## Asset Allocation as of 03-31-2026



Asset Class	Net %	Cat%
US Stocks	2.88	4.67
Non-US Stocks	92.03	93.40
Bonds	0.83	1.64
Cash	4.03	-0.68
Other	0.23	0.97
<b>Total</b>	<b>100.00</b>	<b>100.00</b>

## Sector Weighting as of 03-31-2026

	Fund	Bmark	Cat	Fund	Benchmark	Category Average
<b>Cyclical</b>	<b>37.58</b>	<b>41.21</b>	<b>40.33</b>			
Basic Materials	8.64	7.14	6.62			
Consumer Cyclical	7.68	8.27	8.57			
Financial Services	19.54	24.29	23.68			
Real Estate	1.72	1.51	1.46			
<b>Sensitive</b>	<b>42.88</b>	<b>42.04</b>	<b>40.56</b>			
Communication Services	7.02	5.30	5.31			
Energy	6.45	5.72	4.19			
Industrials	15.08	14.83	17.10			
Technology	14.33	16.19	13.96			
<b>Defensive</b>	<b>19.55</b>	<b>16.77</b>	<b>19.13</b>			
Consumer Defensive	8.26	5.65	6.49			
Healthcare	7.03	7.78	9.51			
Utilities	4.26	3.34	3.13			

## World Regions % Equity 03-31-2026



Region	Fund %	Cat %	Region	Fund %	Cat %	Region	Fund %	Cat %	Market Maturity	Fund %
Greater Asia	31.86	36.31	Americas	11.30	10.68	Greater Europe	56.82	53.01	Developed Markets	88.47
Japan	8.10	18.28	North America	8.52	9.22	United Kingdom	13.60	13.02	Emerging Markets	11.53
Australasia	0.63	3.93	Central/Latin	2.78	1.46	W euro-ex UK	39.69	38.45	Not Available	0.00
Asia-4 Tigers	16.19	8.78				Emrgng Europe	0.28	0.20		
Asia-ex 4 Tigers	6.94	5.32				Africa	3.25	1.34		
Not Classified	0.00	0.00								

## Top 10 Holdings as of 03-31-2026

Name	% Net Asset	Cumulative %	YTD Return %	Morningstar Sector
⊖ Taiwan Semiconductor Manufacturing Co Ltd	4.77	4.77	-	Technology
⊕ Capital Group Central Cash M	4.15	8.92	-	-
⊕ TotalEnergies SE	2.16	11.08	-	Energy
⊖ ASML Holding NV	2.10	13.18	-	Technology
⊕ AstraZeneca PLC	2.02	15.21	-	Healthcare
⊕ BAE Systems PLC	1.97	17.18	-	Industrials
⊖ Samsung Electronics Co Ltd	1.38	18.56	-	Technology
⊖ British American Tobacco PLC	1.25	19.81	-	Consumer Defensive
⊕ Industria De Diseno Textil SA Share From Split	1.24	21.05	-	Consumer Cyclical
⊕ Nestle SA	1.20	22.24	-	Consumer Defensive

**Total Holdings 298**

⊕ Increase ⊖ Decrease ✨ New to Portfolio

# American Funds Invmt Co of Amer R6 RICGX

**Morningstar Category**  
Large Blend

**Morningstar Index**  
S&P 500 TR USD

## Portfolio Manager(s)

James Lovelace since 03-1992  
 Christopher Buchbinder since 03-2007  
 Grant Cambridge since 03-2014  
 Martin Romo since 07-2018  
 Martin Jacobs since 12-2019  
 Jessica Spaly since 03-2021  
 Greg Miliotes since 03-2025

## Quantitative Screens

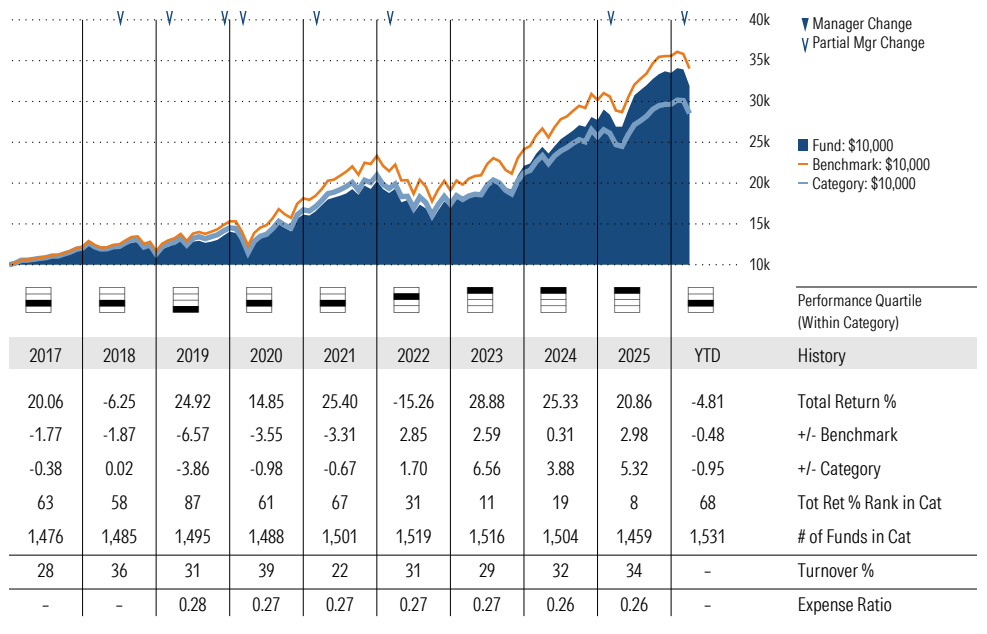
✓ **Performance:** The fund has finished in the Large Blend category's top three quartiles in 9 of the 10 years it's been in existence.

✓ **Management:** The fund's management has been in place for 34.1 years.

✓ **Style:** The fund has landed in its primary style box — Large Blend — 81.82 % of the time over the past three years.

✓ **Net Expense:** The fund's expense ratio of 0.27 is 59.7% lower than the Large Blend category average.

## Growth of \$10,000



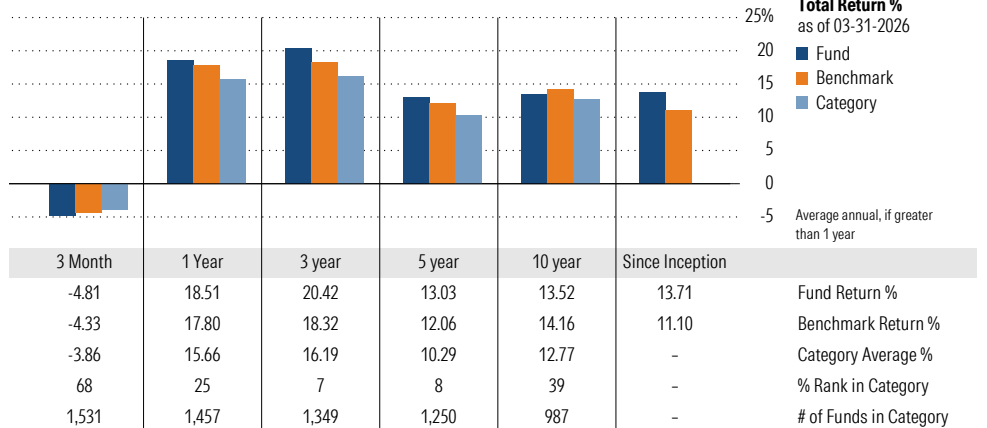
## Morningstar Investment Management LLC Analysis

This fund passes all of Morningstar Investment Management's quantitative screens. Morningstar Investment Management has also assessed the fund from a qualitative perspective and, as a fiduciary, is comfortable recommending the fund's use in retirement plans.

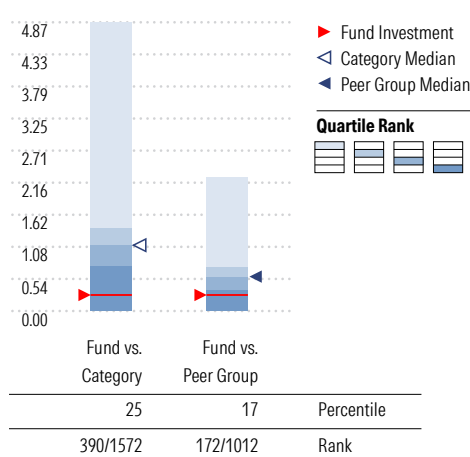
## ESG Metrics

Metric	Rating	Updated
Sustainability Rating	2	02-28-2026
Carbon Risk Score	Low Risk	12-31-2022

## Trailing Performance



## Net Expense



Peer group is a subset of the category and includes funds with the same management style (active vs. passive) and similar share class characteristics.

## 3-Year Risk Metrics

	Fund	Bmark	Cat
Alpha	2.27	-	-1.41
Beta	0.97	-	0.99
R-Squared	95.15	-	92.21
Standard Deviation	12.02	12.06	12.46
Sharpe Ratio	1.22	1.07	0.91
Tracking Error	2.67	-	2.97
Information Ratio	0.79	-	-1.62
Up Capture Ratio	103.05	-	95.51
Down Capture Ratio	90.42	-	104.45

## Portfolio Metrics

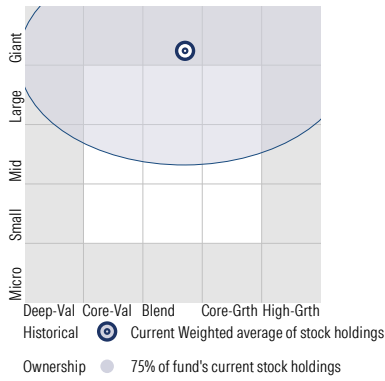
	Fund	Bmark	Cat
Price/Earnings Ratio	24.75	25.79	25.89
Price/Book Ratio	4.96	4.79	5.51
Geom Avg Mkt Cap \$B	409.08	404.52	498.09
ROE	35.58	34.76	40.59

# American Funds Invmt Co of Amer R6 RICGX

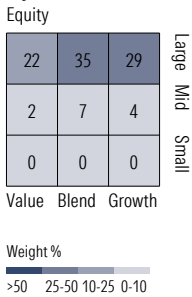
Morningstar Category  
Large Blend

Morningstar Index  
S&P 500 TR USD

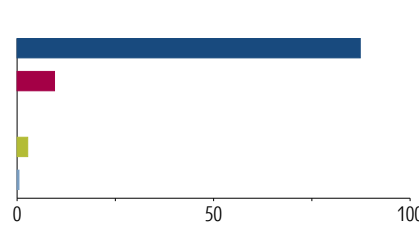
Style Analysis as of 03-31-2026  
Morningstar Style Box™



### Style Breakdown

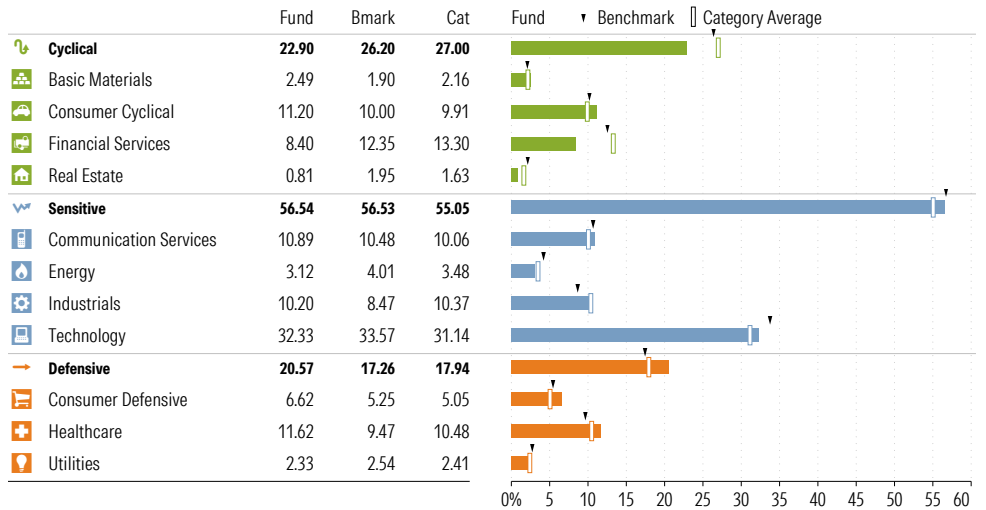


Asset Allocation as of 03-31-2026



Asset Class	Net %	Cat%
US Stocks	87.31	95.18
Non-US Stocks	9.52	2.38
Bonds	0.00	0.23
Cash	2.70	0.42
Other	0.47	1.79
<b>Total</b>	<b>100.00</b>	<b>100.00</b>

Sector Weighting as of 03-31-2026



Top 15 Holdings as of 03-31-2026

Name	% Net Asset	Cumulative %	YTD Return %	Morningstar Sector
⊕ NVIDIA Corp	6.59	6.59	-	Technology
⊖ Broadcom Inc	6.14	12.73	-	Technology
⊕ Microsoft Corp	5.65	18.39	-	Technology
⊕ Amazon.com Inc	4.85	23.24	-	Consumer Cyclical
⊖ Eli Lilly and Co	3.36	26.59	-	Healthcare
⊕ Capital Group Central Cash Fund	2.83	29.42	-	-
⊕ Meta Platforms Inc Class A	2.79	32.21	-	Communication Svc
⊖ British American Tobacco PLC	2.64	34.86	-	Consumer Defensive
⊖ Alphabet Inc Class A	2.50	37.35	-	Communication Svc
⊕ Philip Morris International Inc	2.29	39.64	-	Consumer Defensive
⊖ Apple Inc	2.23	41.88	-	Technology
⊖ GE Aerospace	2.15	44.02	-	Industrials
⊖ Alphabet Inc Class C	2.13	46.16	-	Communication Svc
⊕ Royal Caribbean Group	1.93	48.08	-	Consumer Cyclical
⊕ Vertex Pharmaceuticals Inc	1.69	49.77	-	Healthcare

Total Holdings 165

⊕ Increase ⊖ Decrease ✨ New to Portfolio

# Baird Aggregate Bond Inst BAGIX

**Morningstar Category**  
Intermediate Core Bond

**Morningstar Index**  
Bloomberg US Agg Bond TR USD

## Portfolio Manager(s)

- M. Sharon deGuzman since 09-2000
- Mary Ellen Stanek since 09-2000
- Charles Groeschell since 09-2000
- Warren Pierson since 09-2000
- Meghan Dean since 05-2019
- Jay Schwister since 05-2019
- Jeffrey Schrom since 05-2019
- Patrick Brown since 05-2021
- Abhishek Pulakanti since 05-2022
- Andrew O'Connell since 05-2022

## Quantitative Screens

✔ **Performance:** The fund has finished in the Intermediate Core Bond category's top three quartiles in 10 of the 10 years it's been in existence.

✔ **Management:** The fund's management has been in place for 25.52 years.

Style Consistency is not calculated for Fixed Income funds.

✔ **Net Expense:** The fund's expense ratio of 0.3 is 36.17% lower than the Intermediate Core Bond category average.

## Morningstar Investment Management LLC Analysis

This fund passes all of Morningstar Investment Management's quantitative screens. Morningstar Investment Management has also assessed the fund from a qualitative perspective and, as a fiduciary, is comfortable recommending the fund's use in retirement plans.

## ESG Metrics

Metric	Rating	Updated
Sustainability Rating	4	02-28-2026
ESG Commitment	1-Low	02-15-2022

## Growth of \$10,000



## Trailing Performance



## Net Expense



Peer group is a subset of the category and includes funds with the same management style (active vs. passive) and similar share class characteristics.

## 3-Year Risk Metrics

Metric	Fund	Bmark	Cat
Alpha	0.42	-	0.06
Beta	1.02	-	0.99
R-Squared	99.76	-	98.39
Standard Deviation	5.73	5.63	5.60
Sharpe Ratio	-0.10	-0.19	-0.19
Tracking Error	0.29	-	0.64
Information Ratio	1.65	-	-0.08
Up Capture Ratio	103.03	-	98.83
Down Capture Ratio	96.93	-	97.95

## Portfolio Metrics

Metric	Fund	Bmark	Cat
Avg Eff Duration	5.98	4.43	5.56
Avg Eff Maturity	7.88	-	8.14

# Baird Aggregate Bond Inst BAGIX

**Morningstar Category**  
Intermediate Core Bond

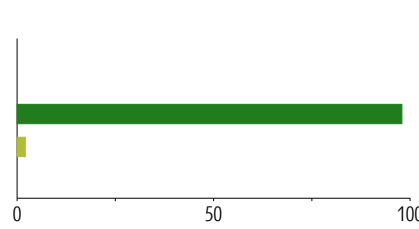
**Morningstar Index**  
Bloomberg US Agg Bond TR USD

## Style Analysis as of 03-31-2026

### Style Breakdown



## Asset Allocation as of 03-31-2026

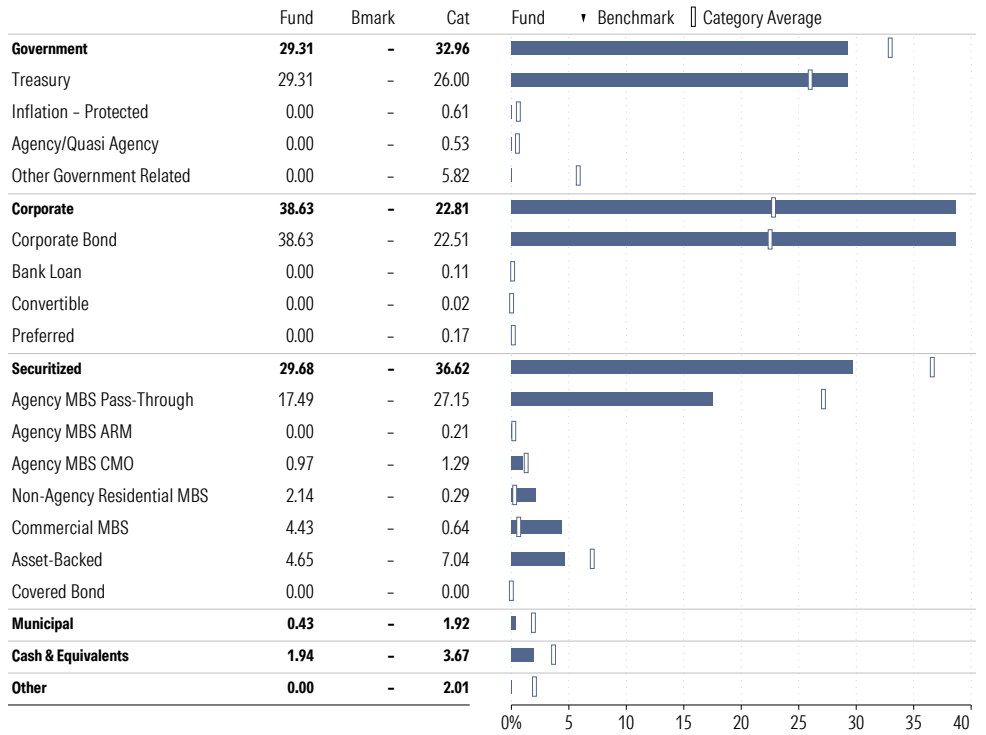


Asset Class	Net %	Cat%
US Stocks	0.00	0.11
Non-US Stocks	0.00	0.02
Bonds	97.91	96.91
Cash	2.09	1.00
Other	0.00	1.96
<b>Total</b>	<b>100.00</b>	<b>100.00</b>

## Credit Rating Breakdown

	Fund	Bmark	Cat
AAA	11.80	3.53	14.73
AA	53.20	74.59	50.38
A	13.70	10.82	21.19
BBB	21.00	8.32	10.78
BB	0.30	0.28	1.09
B	0.00	0.00	0.54
Below B	0.00	0.00	0.14
Not Rated	0.00	2.46	1.15

## Sector Weighting as of 03-31-2026



## Top 10 Holdings as of 03-31-2026

Name	Maturity Date	% Net Asset	Cumulative %	Fixed Income Sector
⊖ United States Treasury Notes 4%	06-2032	2.26	2.26	-
⊖ First American Government Obligs U	02-2030	1.62	3.88	-
United States Treasury Notes 2.38%	03-2029	1.52	5.39	-
United States Treasury Bonds 2.88%	05-2043	1.44	6.84	-
United States Treasury Bonds 2.38%	02-2042	1.41	8.24	-
⊕ United States Treasury Notes 3.38%	05-2033	1.40	9.65	-
⊕ United States Treasury Notes 3.5%	03-2029	1.36	11.01	-
United States Treasury Bonds 3.38%	08-2042	1.23	12.24	-
⊖ United States Treasury Notes 3.63%	08-2028	1.21	13.45	-
⊖ United States Treasury Notes 4.63%	04-2029	1.20	14.66	-

## Total Holdings 2027

⊕ Increase ⊖ Decrease ✱ New to Portfolio

# Federated Hermes Govt Ultrashort IS FGUSX

**Morningstar Category**  
Ultrashort Bond

**Morningstar Index**  
Bloomberg US Agg Bond TR USD

## Portfolio Manager(s)

Susan Hill since 07-1997

Liam O'Connell since 11-2010

## Quantitative Screens

✗ **Performance:** The fund has finished in the Ultrashort Bond category's top three quartiles in 6 of the 10 years it's been in existence.

✔ **Management:** The fund's management has been in place for 28.74 years.

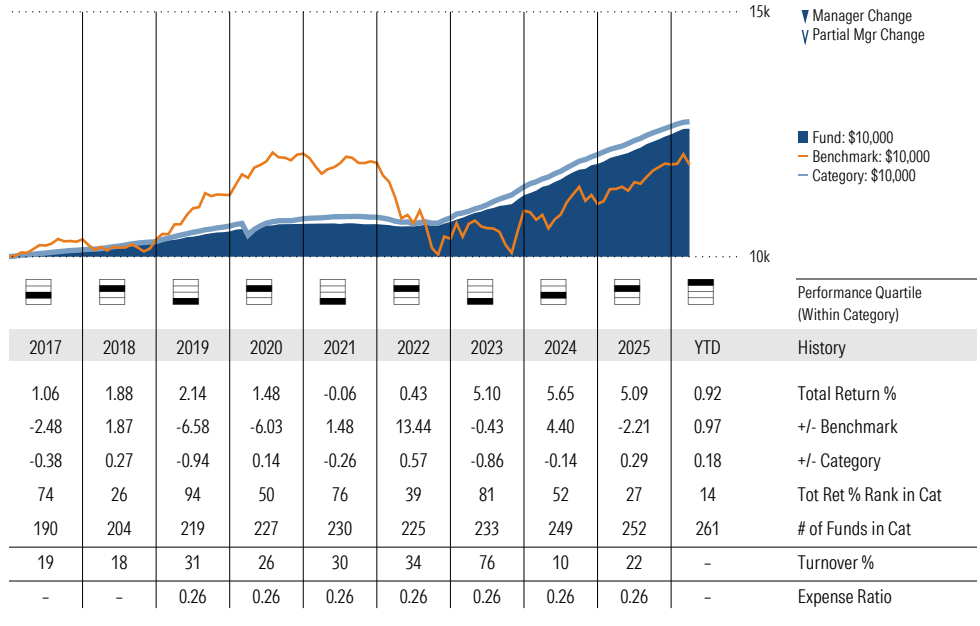
Style Consistency is not calculated for Fixed Income funds.

✔ **Net Expense:** The fund's expense ratio of 0.26 is 31.58% lower than the Ultrashort Bond category average.

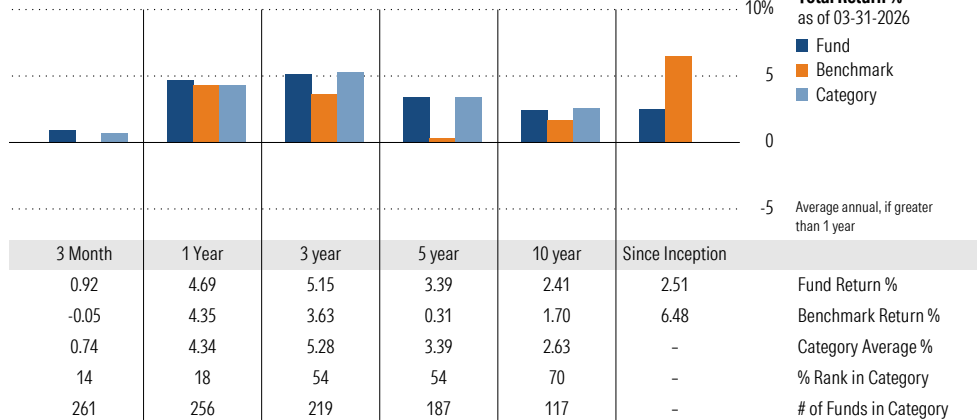
## Morningstar Investment Management LLC Analysis

This fund fails our performance consistency screen; however, results are consistent with the fund's investment strategy and historical performance patterns, and we do not regard the screen failure as significant.

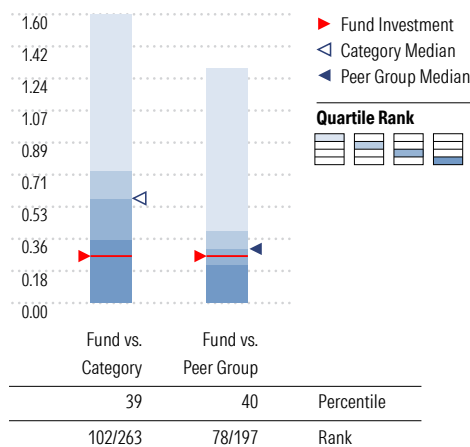
## Growth of \$10,000



## Trailing Performance



## Net Expense



Peer group is a subset of the category and includes funds with the same management style (active vs. passive) and similar share class characteristics.

## 3-Year Risk Metrics

Metric	Fund	Bmark	Cat
Alpha	4.67	-	4.98
Beta	0.10	-	0.06
R-Squared	77.07	-	34.24
Standard Deviation	0.63	5.63	0.58
Sharpe Ratio	0.40	-0.19	0.74
Tracking Error	5.08	-	5.34
Information Ratio	0.30	-	0.32
Up Capture Ratio	38.33	-	34.70
Down Capture Ratio	-23.74	-	-32.25

## Portfolio Metrics

Metric	Fund	Bmark	Cat
Avg Eff Duration	0.76	4.43	1.12
Avg Eff Maturity	2.97	-	1.65

# Federated Hermes Govt Ultrashort IS FGUSX

**Morningstar Category**  
Ultrashort Bond

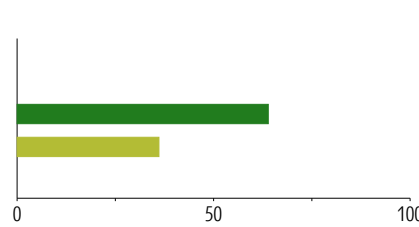
**Morningstar Index**  
Bloomberg US Agg Bond TR USD

## Style Analysis as of 03-31-2026

### Style Breakdown



## Asset Allocation as of 03-31-2026

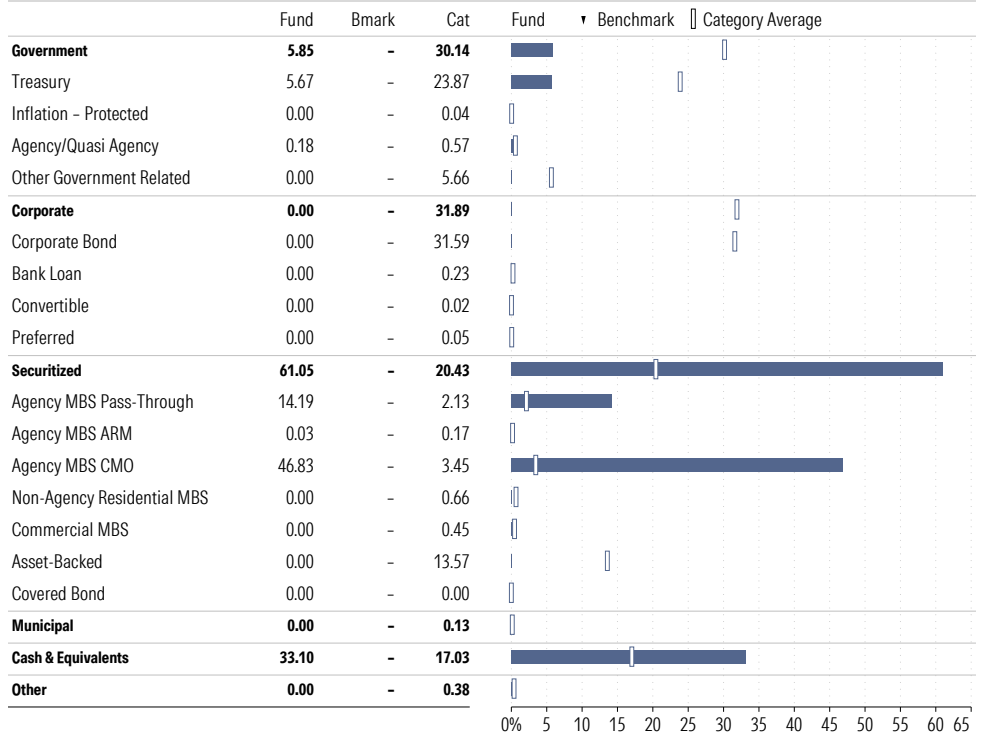


Asset Class	Net %	Cat%
US Stocks	0.00	0.27
Non-US Stocks	0.00	0.00
Bonds	63.91	66.45
Cash	36.09	32.97
Other	0.00	0.30
<b>Total</b>	<b>100.00</b>	<b>100.00</b>

## Credit Rating Breakdown

	Fund	Bmark	Cat
AAA	100.00	3.53	23.73
AA	0.00	74.59	23.78
A	0.00	10.82	23.51
BBB	0.00	8.32	16.55
BB	0.00	0.28	1.88
B	0.00	0.00	0.68
Below B	0.00	0.00	0.17
Not Rated	0.00	2.46	9.71

## Sector Weighting as of 03-31-2026



## Top 10 Holdings as of 03-31-2026

Name	Maturity Date	% Net Asset	Cumulative %	Fixed Income Sector
⊕ Hsbc Repo 4 Repo	01-2026	11.49	11.49	-
⊕ Bank Of Montreal 6 Repo	01-2026	11.49	22.98	-
⊕ Repo Bank America Repo	01-2026	9.88	32.87	-
⊖ FEDERAL HOME LN MTG CORP MULTICLASS MTG PARTN CTFS GTD 4.97419%	08-2055	2.08	34.94	-
FEDERAL HOME LN MTG CORP MULTICLASS MTG PARTN CTFS GTD 4.66858%	04-2033	1.99	36.93	-
⊖ Government National Mortgage Association 4.74765%	10-2054	1.80	38.73	-
⊖ Government National Mortgage Association 4.76765%	03-2054	1.79	40.52	-
FEDERAL HOME LN MTG CORP MULTICLASS MTG PARTN CTFS GTD 4.56858%	01-2035	1.77	42.29	-
⊖ Government National Mortgage Association 5.12871%	01-2073	1.58	43.87	-
⊖ FEDERAL HOME LN MTG CORP MULTICLASS MTG PARTN CTFS GTD 4.56858%	12-2032	1.48	45.35	-

## Total Holdings 249

⊕ Increase ⊖ Decrease ✨ New to Portfolio

# Vanguard 500 Index Admiral VFIAX

**Morningstar Category**  
Large Blend

**Morningstar Index**  
S&P 500 TR USD

## Portfolio Manager(s)

Michelle Louie since 11-2017  
Nick Birkett since 08-2023  
Aurélie Denis since 02-2025

## Quantitative Screens

✔ **Performance:** The fund has finished in the Large Blend category's top three quartiles in 10 of the 10 years it's been in existence.

✔ **Management:** The fund's management has been in place for 8.34 years.

✔ **Style:** The fund has landed in its primary style box — Large Blend — 77.78 % of the time over the past three years.

✔ **Net Expense:** The fund's expense ratio of 0.04 is 94.03% lower than the Large Blend category average.

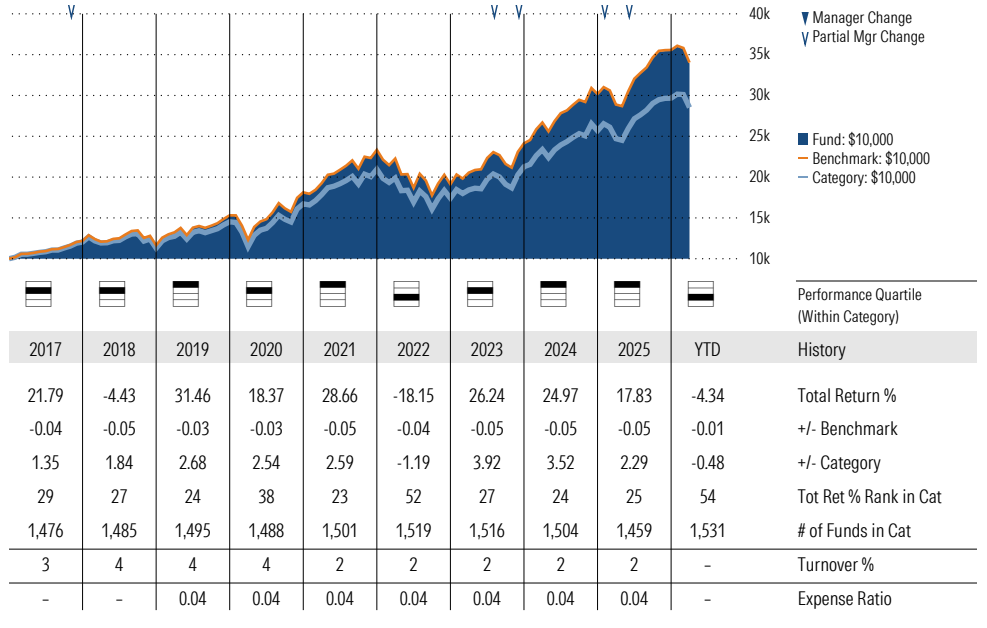
## Morningstar Investment Management LLC Analysis

This fund passes all of Morningstar Investment Management's quantitative screens. Morningstar Investment Management has also assessed the fund from a qualitative perspective and, as a fiduciary, is comfortable recommending the fund's use in retirement plans.

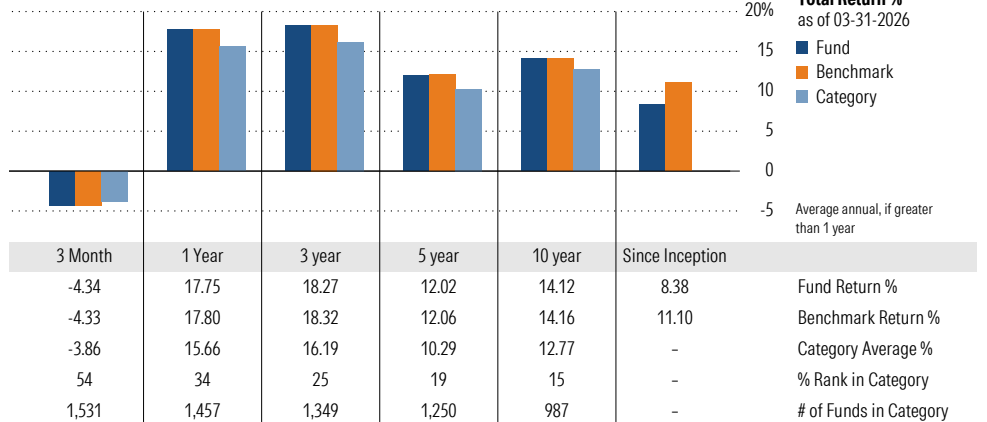
## ESG Metrics

Metric	Rating	Updated
Sustainability Rating	3	02-28-2026
Carbon Risk Score	Low Risk	12-31-2022
ESG Commitment	1-Low	02-15-2022

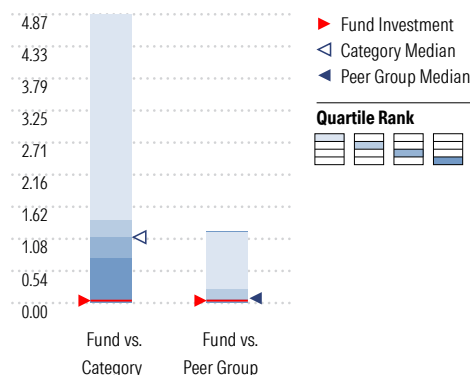
## Growth of \$10,000



## Trailing Performance



## Net Expense



Peer group is a subset of the category and includes funds with the same management style (active vs. passive) and similar share class characteristics.

## 3-Year Risk Metrics

Metric	Fund	Bmark	Cat
Alpha	-0.04	-	-1.41
Beta	1.00	-	0.99
R-Squared	100.00	-	92.21
Standard Deviation	12.06	12.06	12.46
Sharpe Ratio	1.07	1.07	0.91
Tracking Error	0.00	-	2.97
Information Ratio	-11.34	-	-1.62
Up Capture Ratio	99.88	-	95.51
Down Capture Ratio	100.11	-	104.45

## Portfolio Metrics

Metric	Fund	Bmark	Cat
Price/Earnings Ratio	25.81	25.79	25.89
Price/Book Ratio	4.80	4.79	5.51
Geom Avg Mkt Cap \$B	404.54	404.52	498.09
ROE	34.79	34.76	40.59

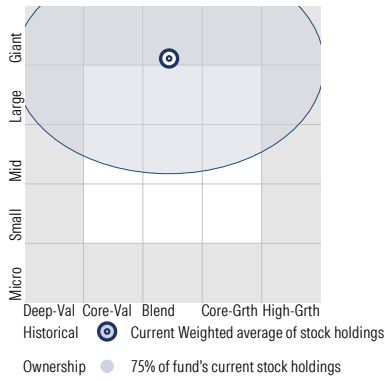
# Vanguard 500 Index Admiral VFIAX

Morningstar Category  
Large Blend

Morningstar Index  
S&P 500 TR USD

## Style Analysis as of 03-31-2026

Morningstar Style Box™



## Style Breakdown

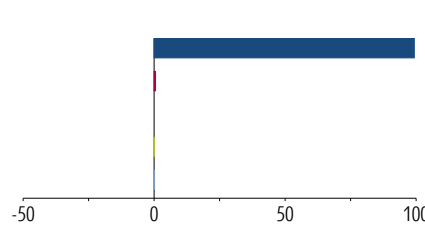
Equity

23	36	21	Large Mid Small
6	8	4	
0	0	0	
Value Blend Growth			

Weight %

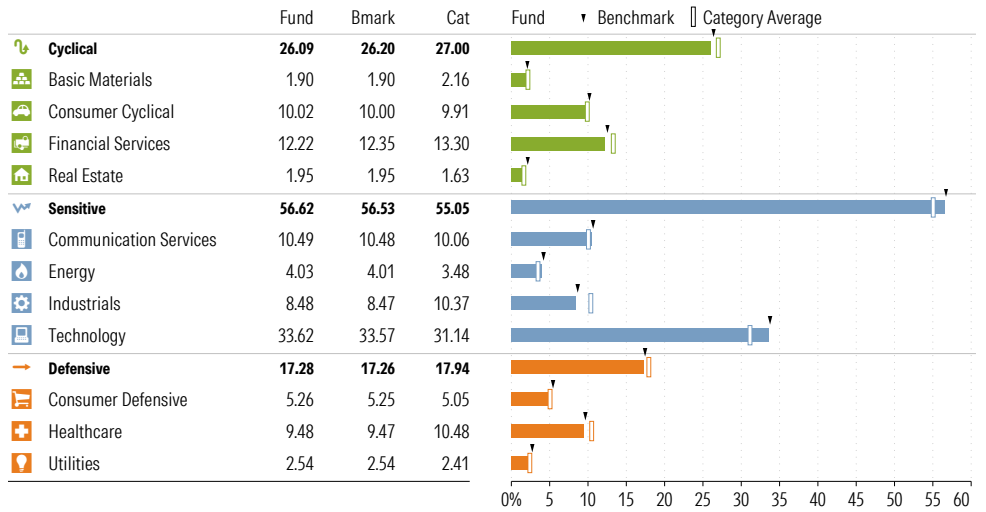
>50 25-50 10-25 0-10

## Asset Allocation as of 03-31-2026



Asset Class	Net %	Cat%
US Stocks	99.31	95.18
Non-US Stocks	0.55	2.38
Bonds	0.00	0.23
Cash	-0.03	0.42
Other	0.17	1.79
<b>Total</b>	<b>100.00</b>	<b>100.00</b>

## Sector Weighting as of 03-31-2026



## Top 15 Holdings as of 03-31-2026

Name	% Net Asset	Cumulative %	YTD Return %	Morningstar Sector
⊖ NVIDIA Corp	7.58	7.58	-	Technology
⊖ Apple Inc	6.67	14.25	-	Technology
⊖ Microsoft Corp	4.92	19.17	-	Technology
⊖ Amazon.com Inc	3.64	22.81	-	Consumer Cyclical
⊖ Alphabet Inc Class A	3.00	25.81	-	Communication Svc
⊖ Broadcom Inc	2.63	28.43	-	Technology
⊖ Alphabet Inc Class C	2.40	30.83	-	Communication Svc
⊖ Meta Platforms Inc Class A	2.24	33.07	-	Communication Svc
⊖ Tesla Inc	1.87	34.94	-	Consumer Cyclical
⊖ Berkshire Hathaway Inc Class B	1.57	36.52	-	Financial Services
⊖ JPMorgan Chase & Co	1.34	37.86	-	Financial Services
⊖ Eli Lilly and Co	1.30	39.16	-	Healthcare
⊖ Exxon Mobil Corp	1.27	40.43	-	Energy
⊖ Johnson & Johnson	1.05	41.48	-	Healthcare
⊖ Walmart Inc	0.97	42.46	-	Consumer Defensive

Total Holdings 518

⊕ Increase ⊖ Decrease ✨ New to Portfolio

# Vanguard LifeStrategy Cnsvr Gr Inv VSCGX

**Morningstar Category**  
Global Moderately  
Conservative Allocation

**Morningstar Index**  
Morningstar Mod Con Tgt Risk TR USD

## Portfolio Manager(s)

Walter Nejman since 02-2022  
Aur lie Denis since 02-2023  
Michael Roach since 02-2023  
Roger Aliaga-Diaz since 02-2023

## Quantitative Screens

✔ Performance: The fund has finished in the Global Moderately Conservative Allocation category's top three quartiles in 8 of the 10 years it's been in existence.

✔ Management: The fund's management has been in place for 4.1 years.

✔ Style: The fund has landed in its primary style box — Large Blend — 100 % of the time over the past three years.

✔ Net Expense: The fund's expense ratio of 0.1 is 89.58% lower than the Global Moderately Conservative Allocation category average.

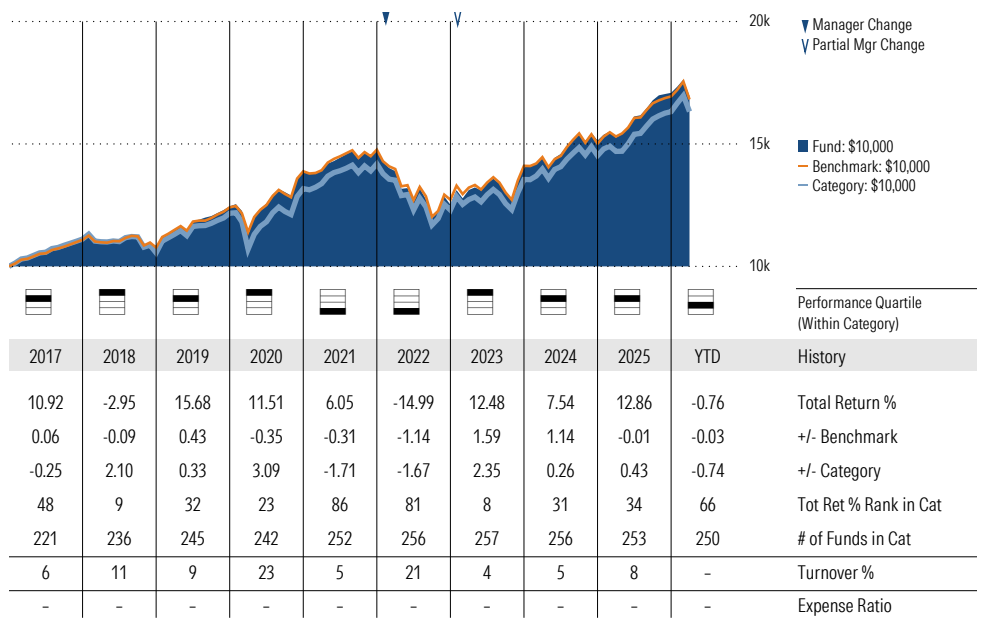
## Morningstar Investment Management LLC Analysis

This fund passes all of Morningstar Investment Management's quantitative screens. Morningstar Investment Management has also assessed the fund from a qualitative perspective and, as a fiduciary, is comfortable recommending the fund's use in retirement plans.

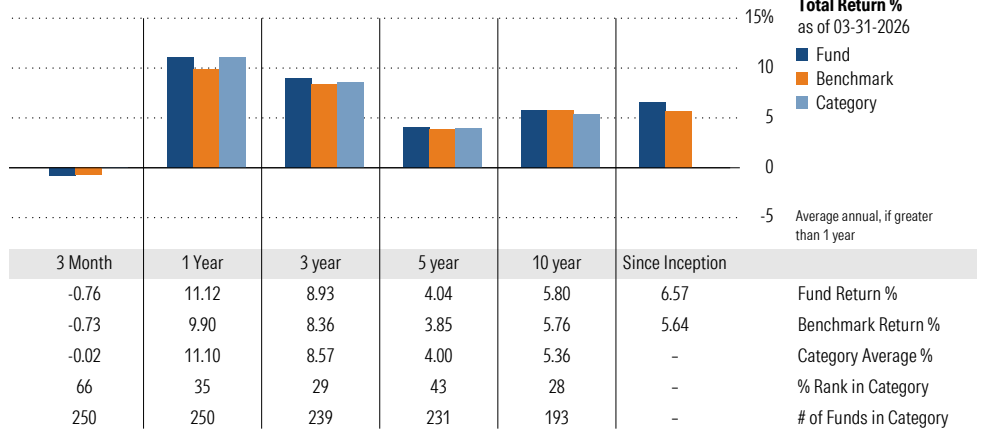
## ESG Metrics

Metric	Rating	Updated
Sustainability Rating	3	02-28-2026
ESG Commitment	1-Low	07-19-2023

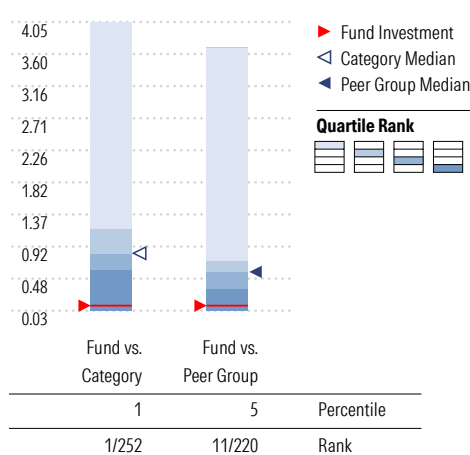
## Growth of \$10,000



## Trailing Performance



## Net Expense



Peer group is a subset of the category and includes funds with the same management style (active vs. passive) and similar share class characteristics.

## 3-Year Risk Metrics

Metric	Fund	Bmark	Cat
Alpha	1.02	-	0.45
Beta	0.94	-	0.94
R-Squared	98.60	-	94.85
Standard Deviation	7.07	7.49	7.21
Sharpe Ratio	0.57	0.47	0.48
Tracking Error	0.96	-	1.75
Information Ratio	0.59	-	-0.08
Up Capture Ratio	98.89	-	96.28
Down Capture Ratio	90.57	-	93.25

## Portfolio Metrics

Metric	Fund	Bmark	Cat
Price/Earnings Ratio	20.89	21.24	21.07
Price/Book Ratio	2.87	2.84	2.94
Avg Eff Duration	6.06	-	3.56

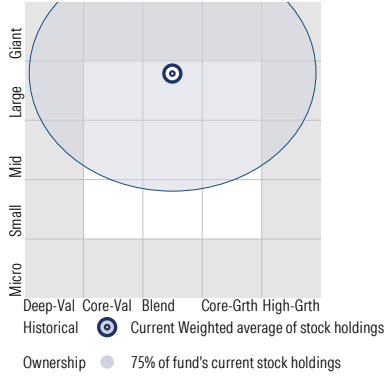
# Vanguard LifeStrategy Cnsvr Gr Inv VSCGX

**Morningstar Category**  
Global Moderately  
Conservative Allocation

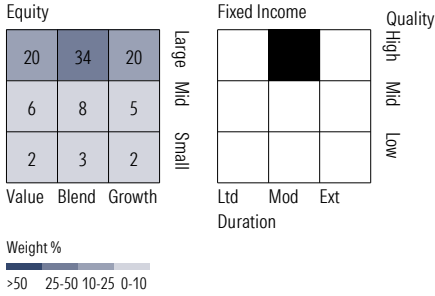
**Morningstar Index**  
Morningstar Mod Con Tgt Risk TR USD

## Style Analysis as of 03-31-2026

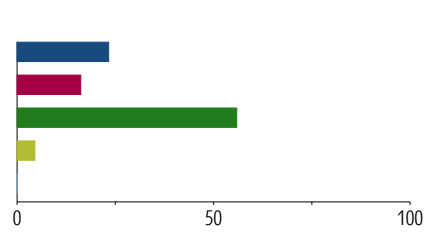
Morningstar Style Box™



## Style Breakdown

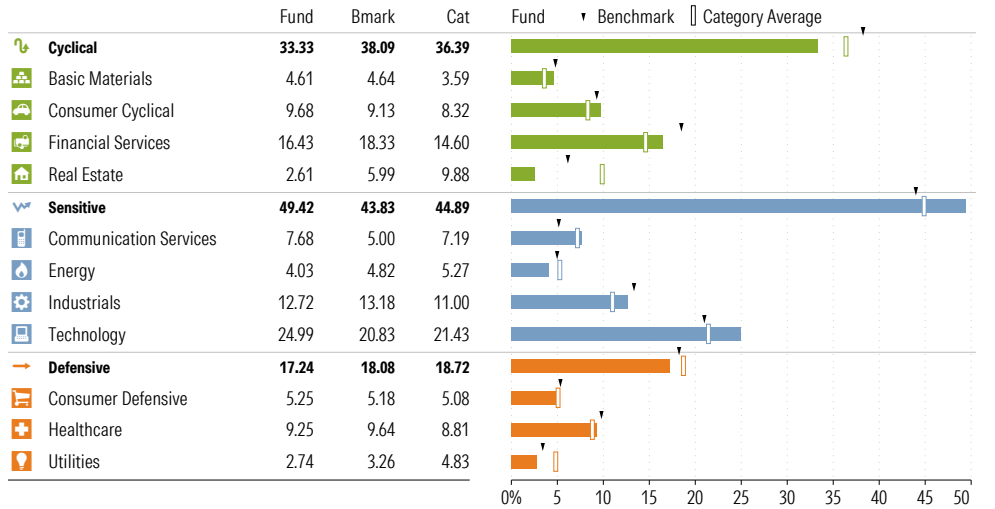


## Asset Allocation as of 03-31-2026



Asset Class	Net %	Cat%
US Stocks	23.30	25.57
Non-US Stocks	16.20	12.06
Bonds	55.89	53.29
Cash	4.53	4.07
Other	0.07	5.00
<b>Total</b>	<b>100.00</b>	<b>100.00</b>

## Sector Weighting as of 03-31-2026



## Top 6 Holdings as of 03-31-2026

Name	Maturity Date	% Net Asset	Cumulative %	YTD Return %	Morningstar Sector
⊕ Vanguard Total Bond Market II Idx Inv	-	41.87	41.87	- -	
⊕ Vanguard Total Stock Mkt Idx Inv	-	23.45	65.32	- -	
⊕ Vanguard Total Intl Bd II Idx Investor	-	17.42	82.74	- -	
⊖ Vanguard Total Intl Stock Index Inv	-	16.61	99.35	- -	
⊖ Mktliq 12/31/2049	-	0.64	99.99	- -	
⊕ Us Dollar	-	0.01	100.00	- -	

## Total Holdings 6

⊕ Increase ⊖ Decrease ✨ New to Portfolio

# Vanguard LifeStrategy Growth Inv VASGX

**Morningstar Category**  
Global Moderately Aggressive Allocation

**Morningstar Index**  
Morningstar Mod Agg Tgt Risk TR USD

## Portfolio Manager(s)

Walter Nejman since 02-2022  
Aur lie Denis since 02-2023  
Michael Roach since 02-2023  
Roger Aliaga-Diaz since 02-2023

## Quantitative Screens

- Performance: The fund has finished in the Global Moderately Aggressive Allocation category's top three quartiles in 10 of the 10 years it's been in existence.
- Management: The fund's management has been in place for 4.1 years.
- Style: The fund has landed in its primary style box — Large Blend — 100 % of the time over the past three years.
- Net Expense: The fund's expense ratio of 0.1 is 89.47% lower than the Global Moderately Aggressive Allocation category average.

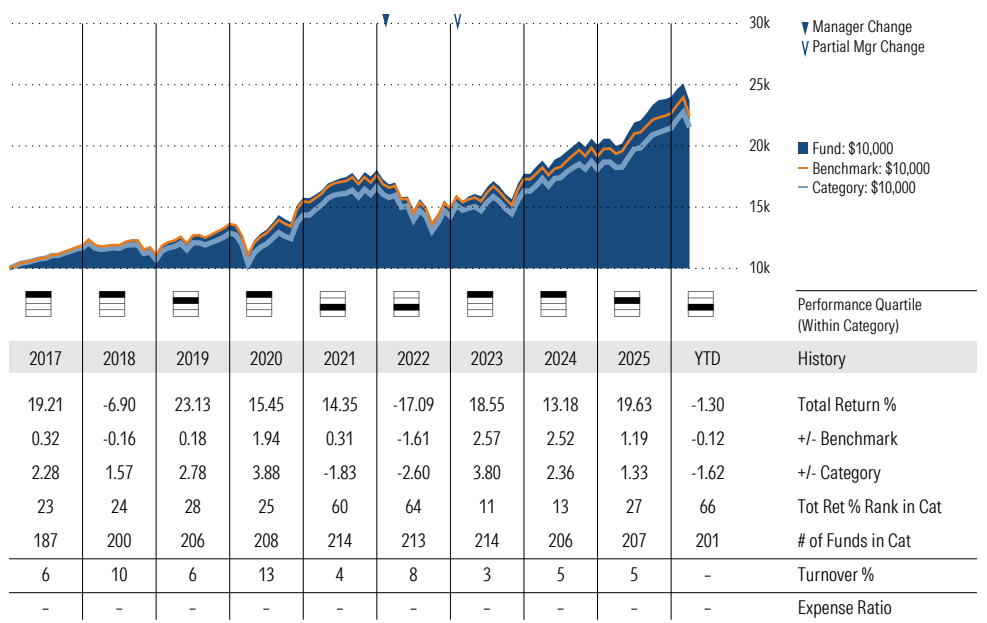
## Morningstar Investment Management LLC Analysis

This fund passes all of Morningstar Investment Management's quantitative screens. Morningstar Investment Management has also assessed the fund from a qualitative perspective and, as a fiduciary, is comfortable recommending the fund's use in retirement plans.

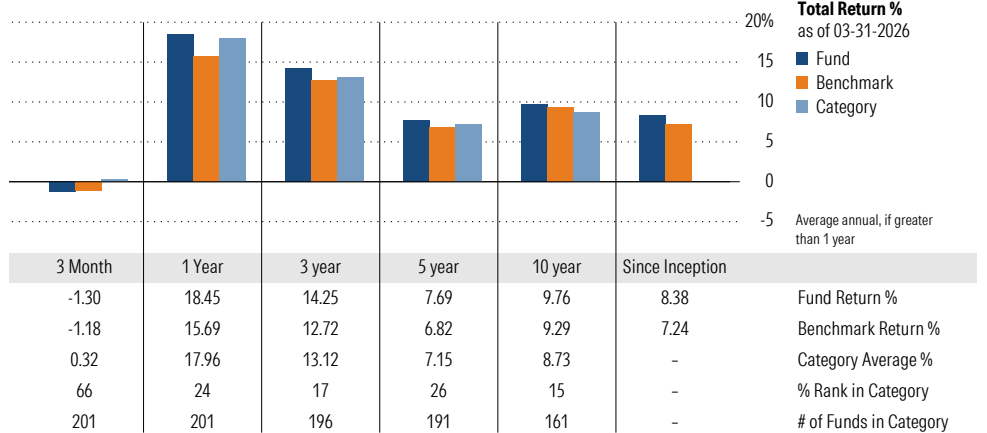
## ESG Metrics

Metric	Rating	Updated
Sustainability Rating	3	02-28-2026
ESG Commitment	1-Low	07-19-2023
Carbon Risk Score	Low Risk	12-31-2022

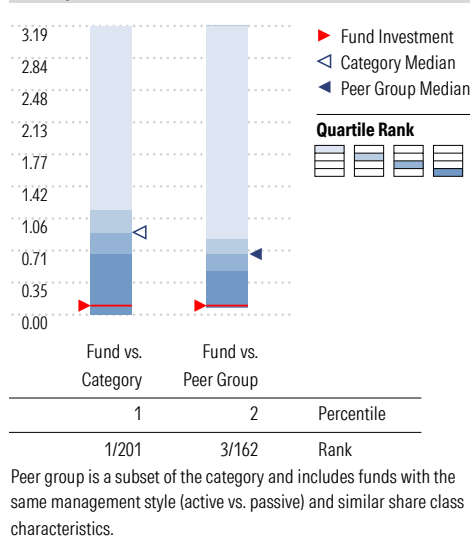
## Growth of \$10,000



## Trailing Performance



## Net Expense



## 3-Year Risk Metrics

Metric	Fund	Bmark	Cat
Alpha	2.03	-	1.04
Beta	0.94	-	0.93
R-Squared	97.32	-	90.13
Standard Deviation	10.08	10.54	10.34
Sharpe Ratio	0.90	0.74	0.77
Tracking Error	1.76	-	3.12
Information Ratio	0.87	-	-0.07
Up Capture Ratio	101.16	-	96.77
Down Capture Ratio	89.33	-	91.81

## Portfolio Metrics

Metric	Fund	Bmark	Cat
Price/Earnings Ratio	20.92	20.58	21.07
Price/Book Ratio	2.88	2.66	2.90
Avg Eff Duration	6.05	-	6.26

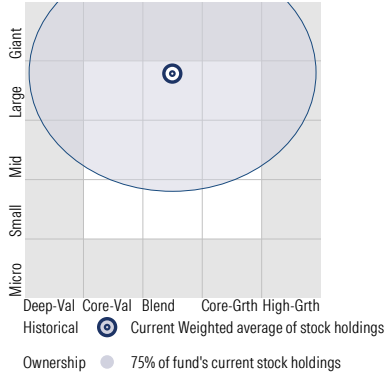
# Vanguard LifeStrategy Growth Inv VASGX

**Morningstar Category**  
Global Moderately  
Aggressive Allocation

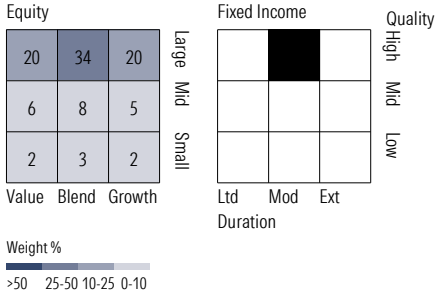
**Morningstar Index**  
Morningstar Mod Agg Tgt Risk TR USD

## Style Analysis as of 03-31-2026

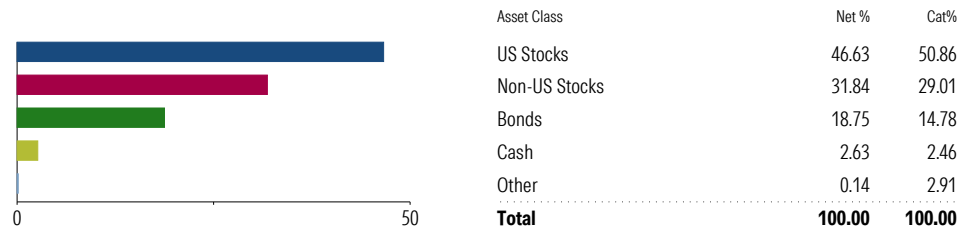
Morningstar Style Box™



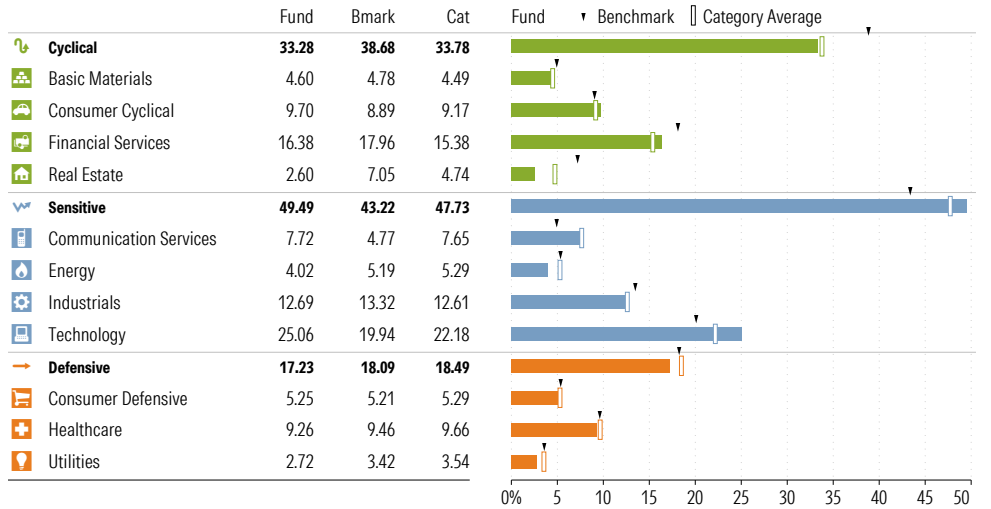
## Style Breakdown



## Asset Allocation as of 03-31-2026



## Sector Weighting as of 03-31-2026



## Top 6 Holdings as of 03-31-2026

Name	Maturity Date	% Net Asset	Cumulative %	YTD Return %	Morningstar Sector
⊖ Vanguard Total Stock Mkt Idx Inv	-	46.93	46.93	-	-
⊖ Vanguard Total Intl Stock Index Inv	-	32.64	79.57	-	-
⊕ Vanguard Total Bond Market II Idx Inv	-	14.00	93.56	-	-
⊕ Vanguard Total Intl Bd II Idx Investor	-	5.90	99.47	-	-
⊖ Mktliq 12/31/2049	-	0.56	100.03	-	-
⊕ Us Dollar	-	0.03	100.06	-	-

## Total Holdings 6

⊕ Increase ⊖ Decrease ✨ New to Portfolio

# Vanguard LifeStrategy Income Inv VASIX

Morningstar Category  
Global Conservative

Morningstar Index

Allocation

Morningstar Con Tgt Risk TR USD

## Portfolio Manager(s)

Walter Nejman since 02-2022  
Aurélie Denis since 02-2023  
Michael Roach since 02-2023  
Roger Aliaga-Diaz since 02-2023

## Quantitative Screens

✔ Performance: The fund has finished in the Global Conservative Allocation category's top three quartiles in 7 of the 10 years it's been in existence.

✔ Management: The fund's management has been in place for 4.1 years.

✔ Style: The fund has landed in its primary style box — Large Blend — 100 % of the time over the past three years.

✔ Net Expense: The fund's expense ratio of 0.1 is 89.58% lower than the Global Conservative Allocation category average.

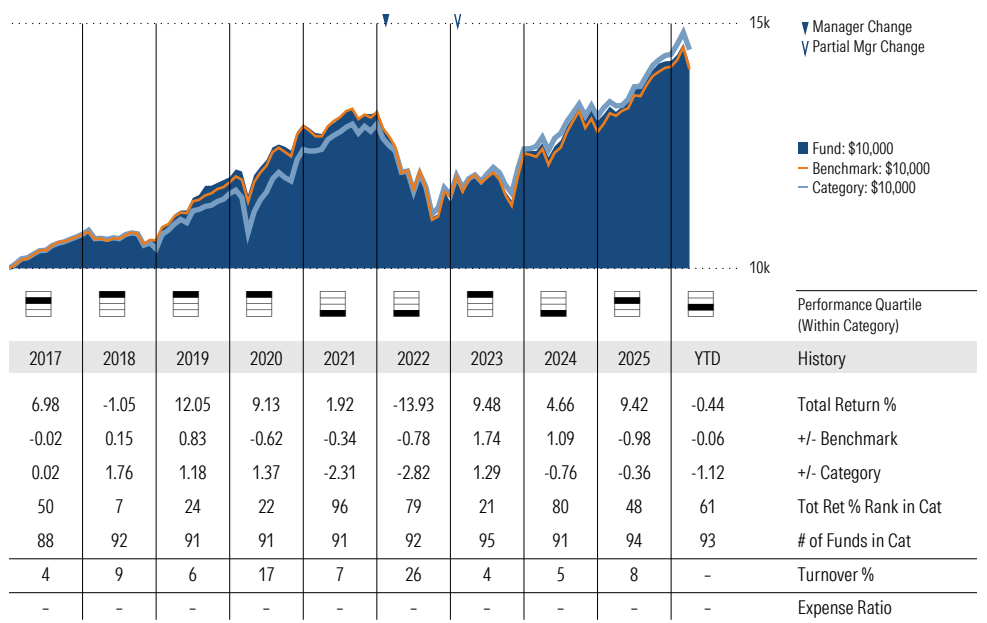
## Morningstar Investment Management LLC Analysis

This fund passes all of Morningstar Investment Management's quantitative screens. Morningstar Investment Management has also assessed the fund from a qualitative perspective and, as a fiduciary, is comfortable recommending the fund's use in retirement plans.

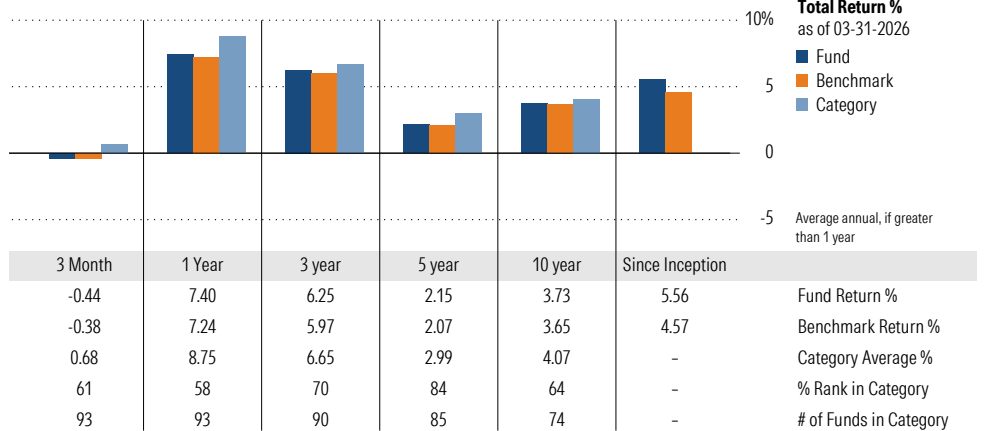
## ESG Metrics

Metric	Rating	Updated
Sustainability Rating	3	02-28-2026
ESG Commitment	1-Low	07-19-2023

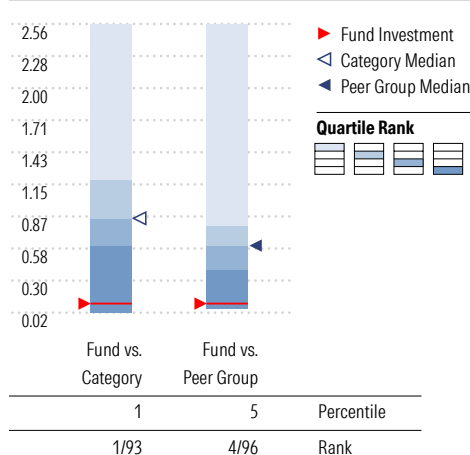
## Growth of \$10,000



## Trailing Performance



## Net Expense



## 3-Year Risk Metrics

Metric	Fund	Bmark	Cat
Alpha	0.80	-	1.49
Beta	0.91	-	0.86
R-Squared	98.46	-	93.33
Standard Deviation	5.81	6.36	5.63
Sharpe Ratio	0.25	0.19	0.33
Tracking Error	0.94	-	1.76
Information Ratio	0.30	-	0.36
Up Capture Ratio	94.29	-	94.30
Down Capture Ratio	84.91	-	78.76

## Portfolio Metrics

Metric	Fund	Bmark	Cat
Price/Earnings Ratio	20.86	20.66	21.69
Price/Book Ratio	2.86	2.64	3.08
Avg Eff Duration	6.06	-	1.64

Peer group is a subset of the category and includes funds with the same management style (active vs. passive) and similar share class characteristics.

# Vanguard LifeStrategy Income Inv VASIX

**Morningstar Category**  
Global Conservative

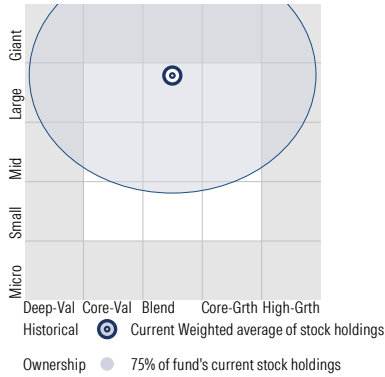
**Morningstar Index**

Morningstar Con Tgt Risk TR USD

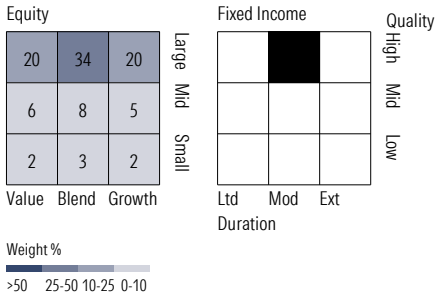
Allocation

## Style Analysis as of 03-31-2026

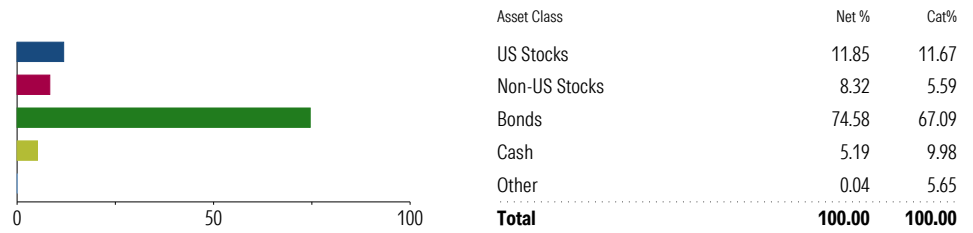
Morningstar Style Box™



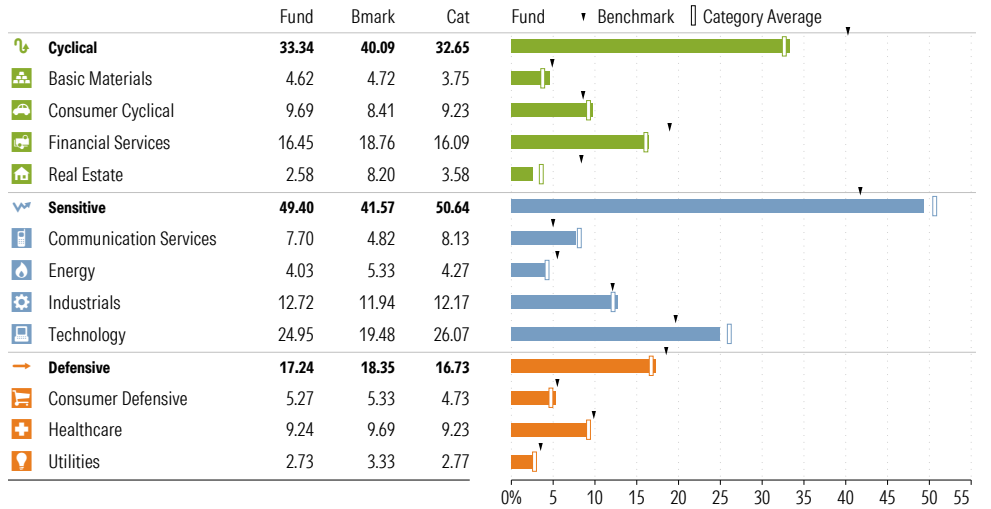
## Style Breakdown



## Asset Allocation as of 03-31-2026



## Sector Weighting as of 03-31-2026



## Top 6 Holdings as of 03-31-2026

Name	Maturity Date	% Net Asset	Cumulative %	YTD Return %	Morningstar Sector
⊖ Vanguard Total Bond Market II Idx Inv	-	55.80	55.80	-	-
⊖ Vanguard Total Intl Bd II Idx Investor	-	23.31	79.12	-	-
⊖ Vanguard Total Stock Mkt Idx Inv	-	11.92	91.04	-	-
⊖ Vanguard Total Intl Stock Index Inv	-	8.55	99.59	-	-
⊖ Mktliq 12/31/2049	-	0.42	100.01	-	-
⊕ Us Dollar	-	0.01	100.01	-	-

**Total Holdings 6**

⊕ Increase ⊖ Decrease ✨ New to Portfolio

# Vanguard LifeStrategy Mod Gr Inv Shrs VSMGX

**Morningstar Category**  
Global Moderate Allocation

**Morningstar Index**  
Morningstar Mod Tgt Risk TR USD

## Portfolio Manager(s)

Walter Nejman since 02-2022  
Aur lie Denis since 02-2023  
Michael Roach since 02-2023  
Roger Aliaga-Diaz since 02-2023

## Quantitative Screens

- ✔ **Performance:** The fund has finished in the Global Moderate Allocation category's top three quartiles in 10 of the 10 years it's been in existence.
- ✔ **Management:** The fund's management has been in place for 4.1 years.
- ✔ **Style:** The fund has landed in its primary style box — Large Blend — 100 % of the time over the past three years.
- ✔ **Net Expense:** The fund's expense ratio of 0.1 is 90% lower than the Global Moderate Allocation category average.

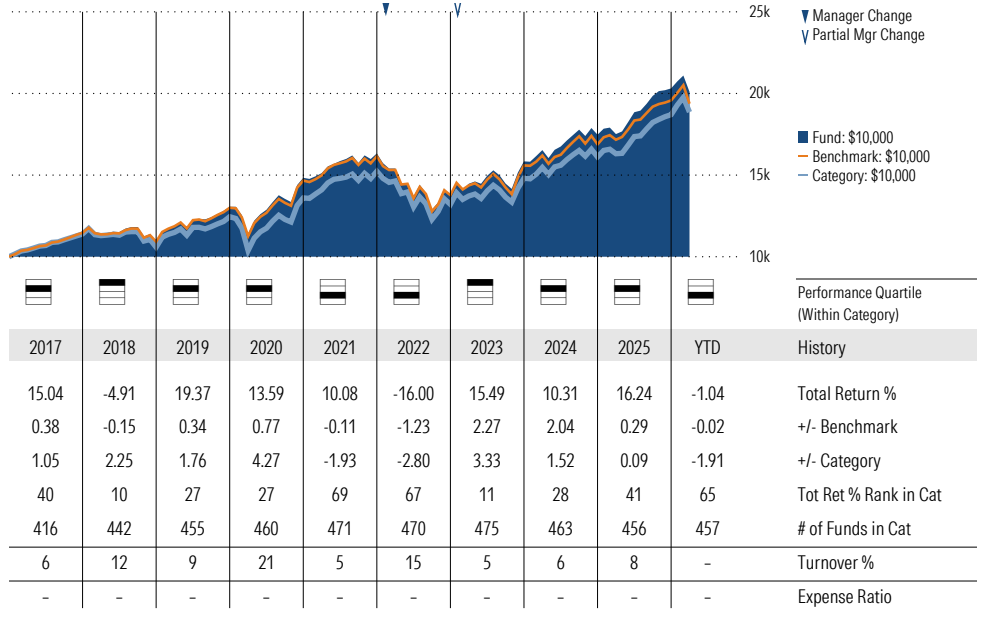
## Morningstar Investment Management LLC Analysis

This fund passes all of Morningstar Investment Management's quantitative screens. Morningstar Investment Management has also assessed the fund from a qualitative perspective and, as a fiduciary, is comfortable recommending the fund's use in retirement plans.

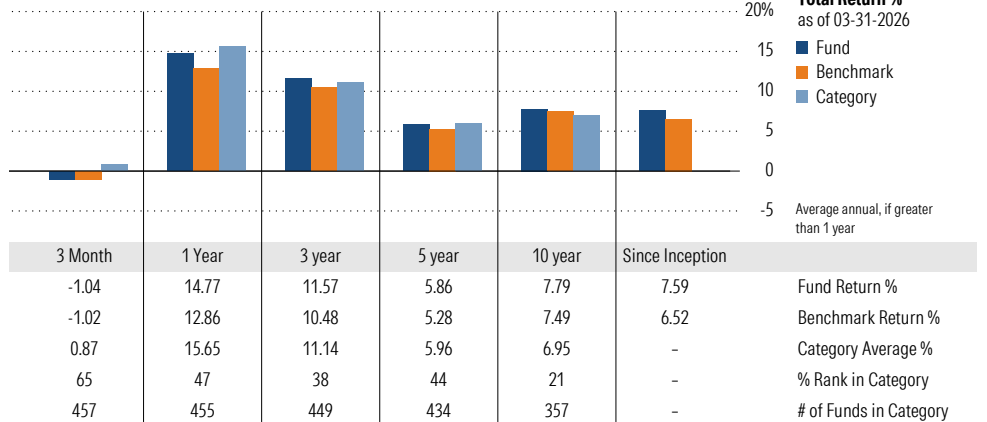
## ESG Metrics

Metric	Rating	Updated
Sustainability Rating	3	02-28-2026
ESG Commitment	1-Low	07-19-2023
Carbon Risk Score	Low Risk	12-31-2022

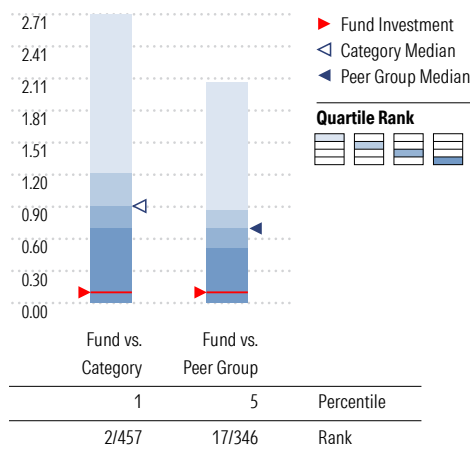
## Growth of \$10,000



## Trailing Performance



## Net Expense



Peer group is a subset of the category and includes funds with the same management style (active vs. passive) and similar share class characteristics.

## 3-Year Risk Metrics

Metric	Fund	Bmark	Cat
Alpha	1.70	-	1.23
Beta	0.93	-	0.92
R-Squared	97.88	-	88.28
Standard Deviation	8.53	9.10	8.99
Sharpe Ratio	0.77	0.62	0.68
Tracking Error	1.41	-	2.95
Information Ratio	0.78	-	0.11
Up Capture Ratio	99.56	-	98.19
Down Capture Ratio	88.11	-	91.31

## Portfolio Metrics

Metric	Fund	Bmark	Cat
Price/Earnings Ratio	20.90	20.69	20.99
Price/Book Ratio	2.87	2.69	2.78
Avg Eff Duration	6.06	-	4.68

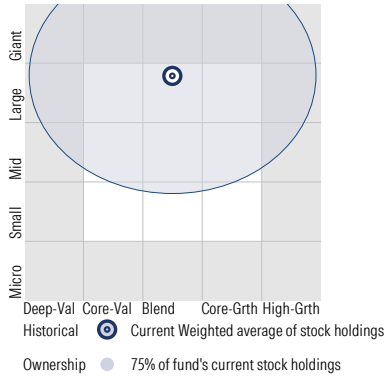
# Vanguard LifeStrategy Mod Gr Inv Shrs VSMGX

**Morningstar Category**  
Global Moderate Allocation

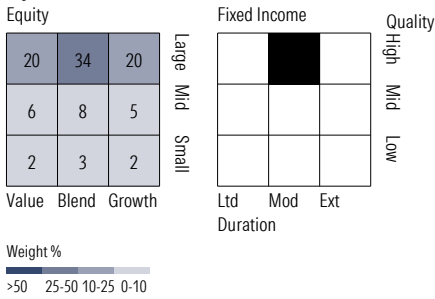
**Morningstar Index**  
Morningstar Mod Tgt Risk TR USD

## Style Analysis as of 03-31-2026

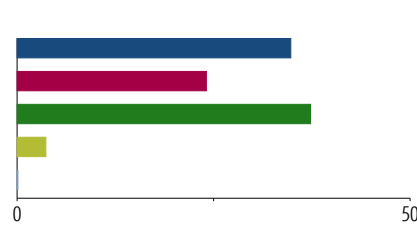
Morningstar Style Box™



## Style Breakdown

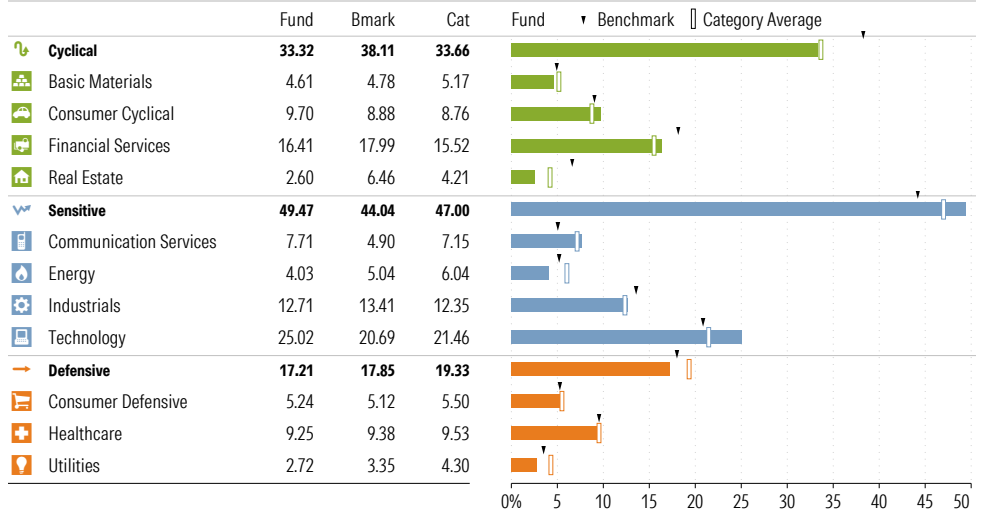


## Asset Allocation as of 03-31-2026



Asset Class	Net %	Cat%
US Stocks	34.82	38.50
Non-US Stocks	24.08	21.88
Bonds	37.33	31.84
Cash	3.66	2.40
Other	0.10	5.38
<b>Total</b>	<b>100.00</b>	<b>100.00</b>

## Sector Weighting as of 03-31-2026



## Top 6 Holdings as of 03-31-2026

Name	Maturity Date	% Net Asset	Cumulative %	YTD Return %	Morningstar Sector
⊖ Vanguard Total Stock Mkt Idx Inv	-	35.04	35.04	-	-
⊖ Vanguard Total Bond Market II Idx Inv	-	27.94	62.98	-	-
⊖ Vanguard Total Intl Stock Index Inv	-	24.69	87.67	-	-
⊖ Vanguard Total Intl Bd II Idx Investor	-	11.66	99.33	-	-
⊖ Mktliq 12/31/2049	-	0.66	99.99	-	-
⊕ Us Dollar	-	0.01	100.00	-	-

## Total Holdings 6

⊕ Increase ⊖ Decrease ✨ New to Portfolio

# Vanguard Mid Cap Index Admiral VIMAX

Morningstar Category

Mid-Cap Blend

Morningstar Index

Russell Mid Cap TR USD

## Portfolio Manager(s)

Aaron Choi since 08-2023

Kenny Narzikul since 02-2025

## Quantitative Screens

✔ **Performance:** The fund has finished in the Mid-Cap Blend category's top three quartiles in 9 of the 10 years it's been in existence.

✘ **Management:** The fund's management team has been in place for less than three years.

✔ **Style:** The fund has landed in its primary style box — Mid-Cap Blend — 100 % of the time over the past three years.

✔ **Net Expense:** The fund's expense ratio of 0.05 is 93.42% lower than the Mid-Cap Blend category average.

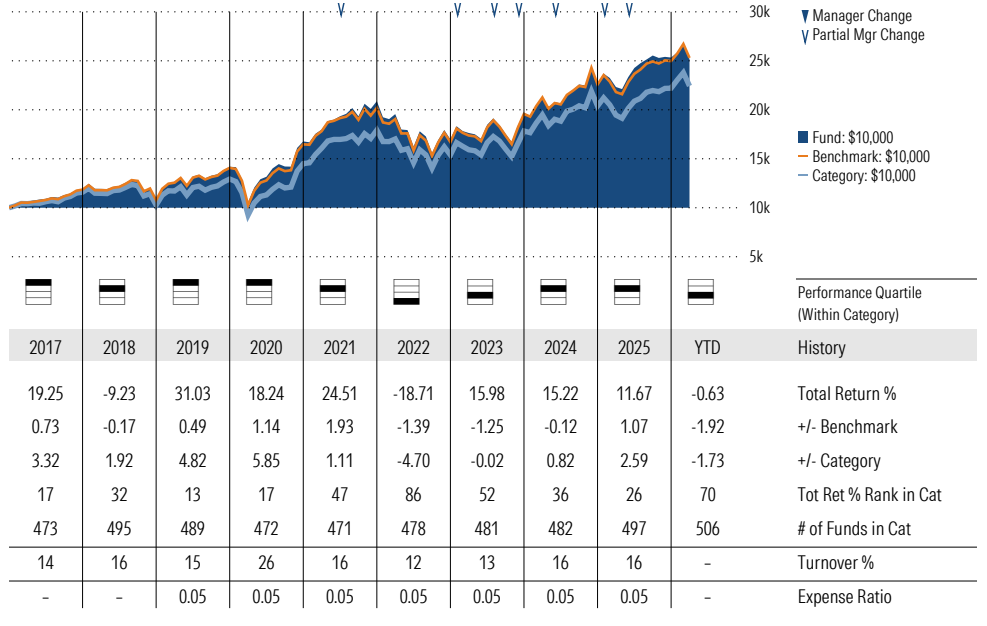
## Morningstar Investment Management LLC Analysis

This fund fails our manager tenure screen; however, the fund is managed passively, so we do not regard the screen failure as significant.

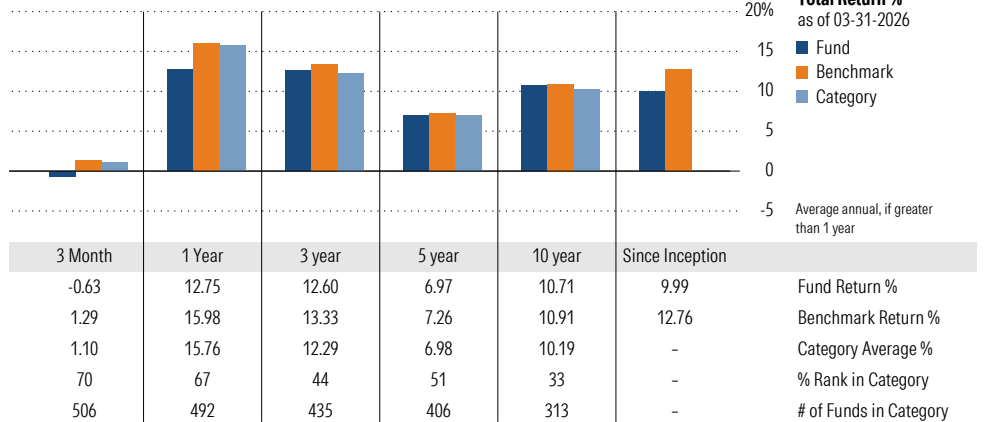
## ESG Metrics

Metric	Rating	Updated
Sustainability Rating	4	02-28-2026
Carbon Risk Score	Medium Risk	12-31-2022
ESG Commitment	1-Low	02-15-2022

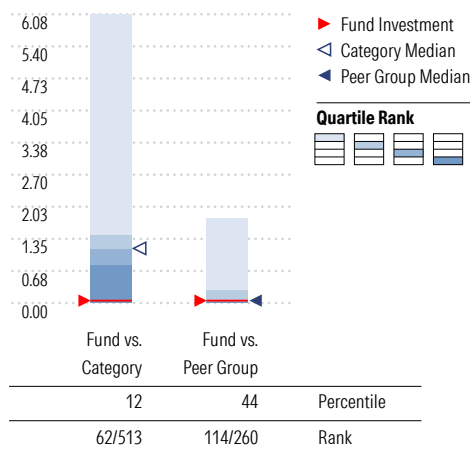
## Growth of \$10,000



## Trailing Performance



## Net Expense



Peer group is a subset of the category and includes funds with the same management style (active vs. passive) and similar share class characteristics.

## 3-Year Risk Metrics

Metric	Fund	Bmark	Cat
Alpha	-0.10	-	-1.14
Beta	0.95	-	0.99
R-Squared	99.02	-	91.64
Standard Deviation	14.64	15.30	15.88
Sharpe Ratio	0.56	0.58	0.48
Tracking Error	1.62	-	4.47
Information Ratio	-0.45	-	-0.49
Up Capture Ratio	94.93	-	97.03
Down Capture Ratio	95.28	-	103.15

## Portfolio Metrics

Metric	Fund	Bmark	Cat
Price/Earnings Ratio	22.78	21.69	21.71
Price/Book Ratio	3.13	2.87	3.10
Geom Avg Mkt Cap \$B	42.26	24.90	16.58
ROE	19.37	17.36	18.06

# Vanguard Mid Cap Index Admiral VIMAX

Morningstar Category

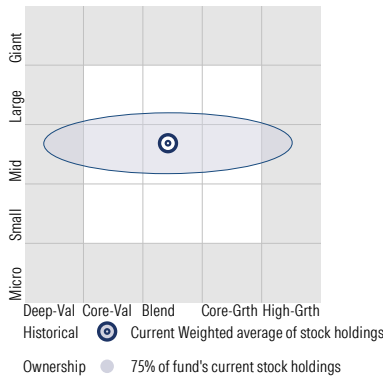
Mid-Cap Blend

Morningstar Index

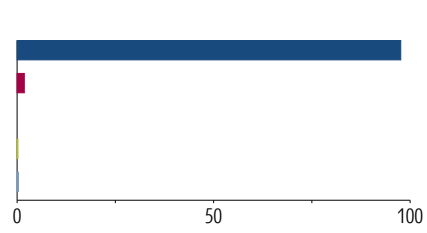
Russell Mid Cap TR USD

## Style Analysis as of 03-31-2026

Morningstar Style Box™

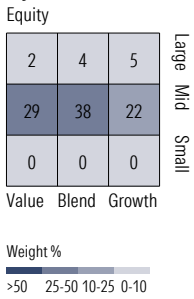


## Asset Allocation as of 03-31-2026

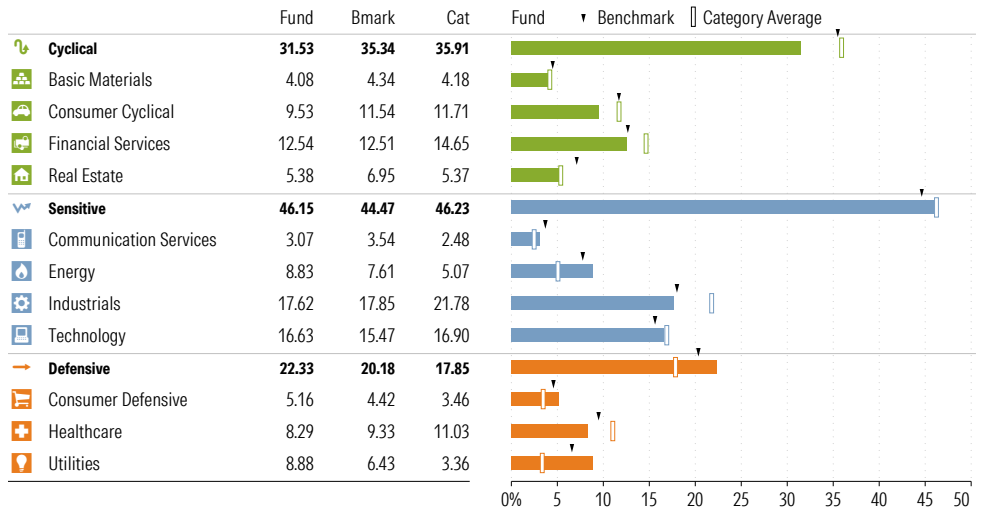


Asset Class	Net %	Cat%
US Stocks	97.62	95.12
Non-US Stocks	1.83	3.69
Bonds	0.00	0.07
Cash	0.22	0.77
Other	0.34	0.35
<b>Total</b>	<b>100.00</b>	<b>100.00</b>

## Style Breakdown



## Sector Weighting as of 03-31-2026



## Top 15 Holdings as of 03-31-2026

Name	% Net Asset	Cumulative %	YTD Return %	Morningstar Sector
⊖ Vertiv Holdings Co Class A	1.02	1.02	-	Industrials
⊖ Howmet Aerospace Inc	1.00	2.03	-	Industrials
⊖ Western Digital Corp	1.00	3.03	-	Technology
⊖ Constellation Energy Corp	0.93	3.96	-	Utilities
⊕ Seagate Technology Holdings PLC	0.93	4.89	-	Technology
⊖ Quanta Services Inc	0.89	5.78	-	Industrials
⊖ SLB Ltd	0.84	6.62	-	Energy
⊖ Cummins Inc	0.81	7.43	-	Industrials
⊖ Valero Energy Corp	0.80	8.23	-	Energy
⊖ Phillips 66	0.79	9.02	-	Energy
⊖ Marathon Petroleum Corp	0.78	9.80	-	Energy
⊖ Motorola Solutions Inc	0.78	10.59	-	Technology
⊖ CRH PLC	0.76	11.35	-	Basic Materials
⊖ Ross Stores Inc	0.76	12.11	-	Consumer Cyclical
⊖ General Motors Co	0.73	12.84	-	Consumer Cyclical

**Total Holdings 301**

⊕ Increase ⊖ Decrease ✨ New to Portfolio

# Vanguard Small Cap Index Admiral Shares VSMAX

**Morningstar Category**  
Small Blend

**Morningstar Index**  
Russell 2000 TR USD

## Portfolio Manager(s)

Gerard O'Reilly since 04-2016  
Kenny Narzikul since 02-2023  
Aaron Choi since 02-2025

## Quantitative Screens

- ✔ **Performance:** The fund has finished in the Small Blend category's top three quartiles in 9 of the 10 years it's been in existence.
- ✔ **Management:** The fund's management has been in place for 9.93 years.
- ✔ **Style:** The fund has landed in its primary style box — Small Blend — 100 % of the time over the past three years.
- ✔ **Net Expense:** The fund's expense ratio of 0.05 is 94.57% lower than the Small Blend category average.

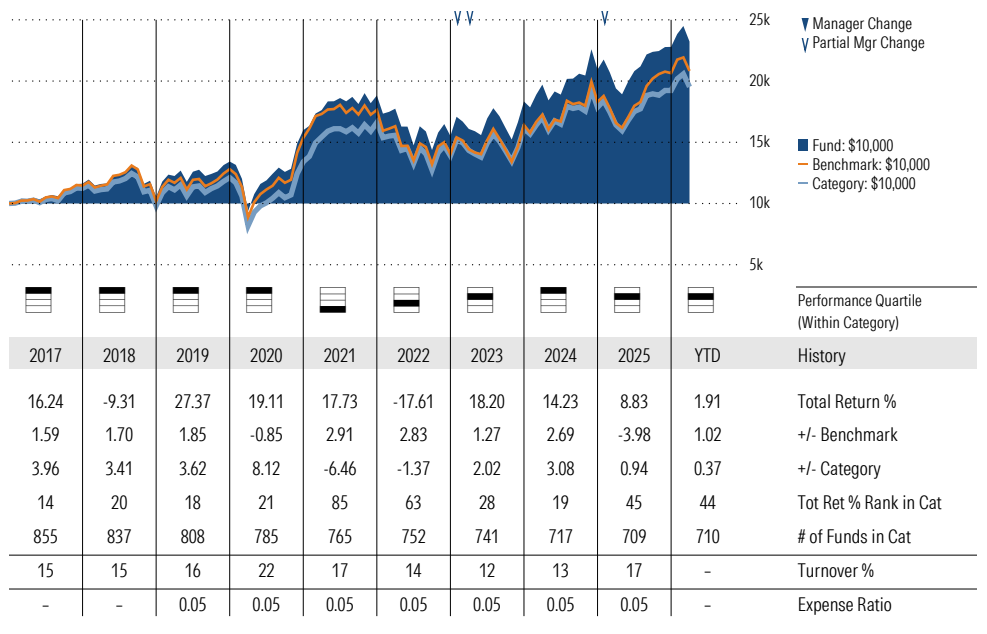
## Morningstar Investment Management LLC Analysis

This fund passes all of Morningstar Investment Management's quantitative screens. Morningstar Investment Management has also assessed the fund from a qualitative perspective and, as a fiduciary, is comfortable recommending the fund's use in retirement plans.

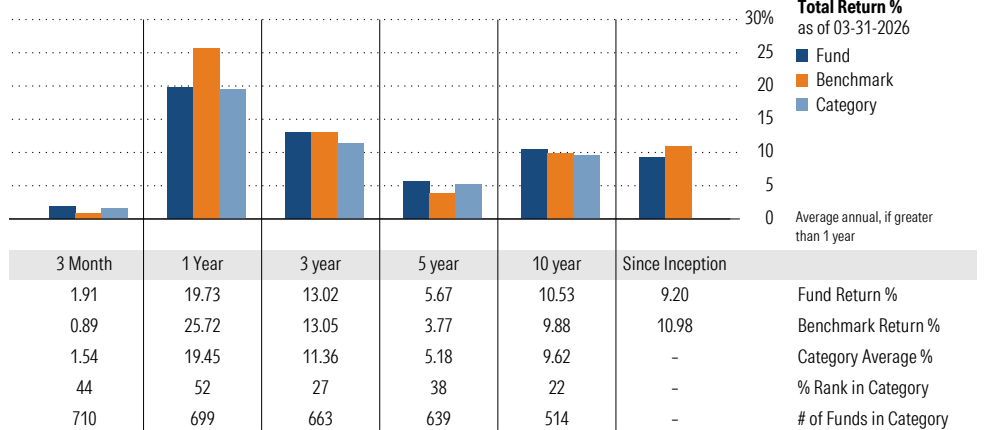
## ESG Metrics

Metric	Rating	Updated
Sustainability Rating	4	02-28-2026
Carbon Risk Score	Medium Risk	12-31-2022
ESG Commitment	1-Low	02-15-2022

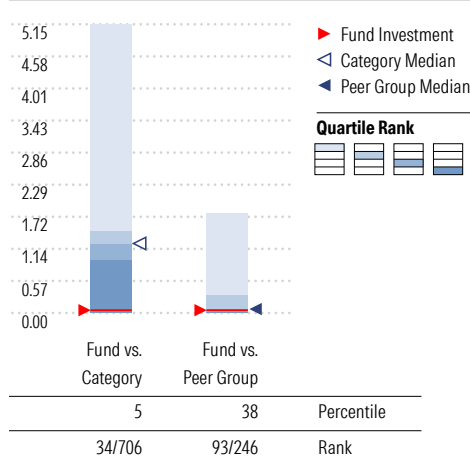
## Growth of \$10,000



## Trailing Performance



## Net Expense



Peer group is a subset of the category and includes funds with the same management style (active vs. passive) and similar share class characteristics.

## 3-Year Risk Metrics

	Fund	Bmark	Cat
Alpha	1.35	-	-0.26
Beta	0.88	-	0.89
R-Squared	95.87	-	92.12
Standard Deviation	17.36	19.38	18.06
Sharpe Ratio	0.52	0.48	0.42
Tracking Error	4.26	-	5.16
Information Ratio	-0.01	-	-0.41
Up Capture Ratio	91.48	-	89.85
Down Capture Ratio	87.35	-	91.56

## Portfolio Metrics

	Fund	Bmark	Cat
Price/Earnings Ratio	20.35	17.94	18.72
Price/Book Ratio	2.44	2.09	2.11
Geom Avg Mkt Cap \$B	9.10	3.31	6.70
ROE	11.99	5.30	13.10

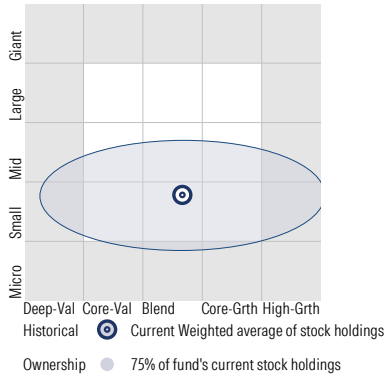
# Vanguard Small Cap Index Admiral Shares VSMAX

Morningstar Category  
Small Blend

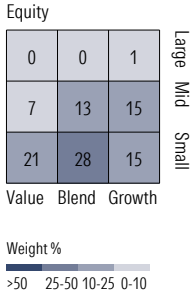
Morningstar Index  
Russell 2000 TR USD

## Style Analysis as of 03-31-2026

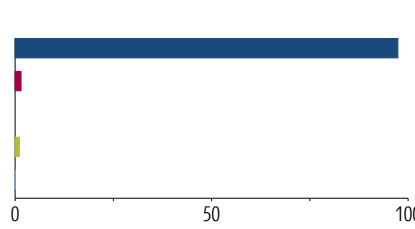
Morningstar Style Box™



## Style Breakdown

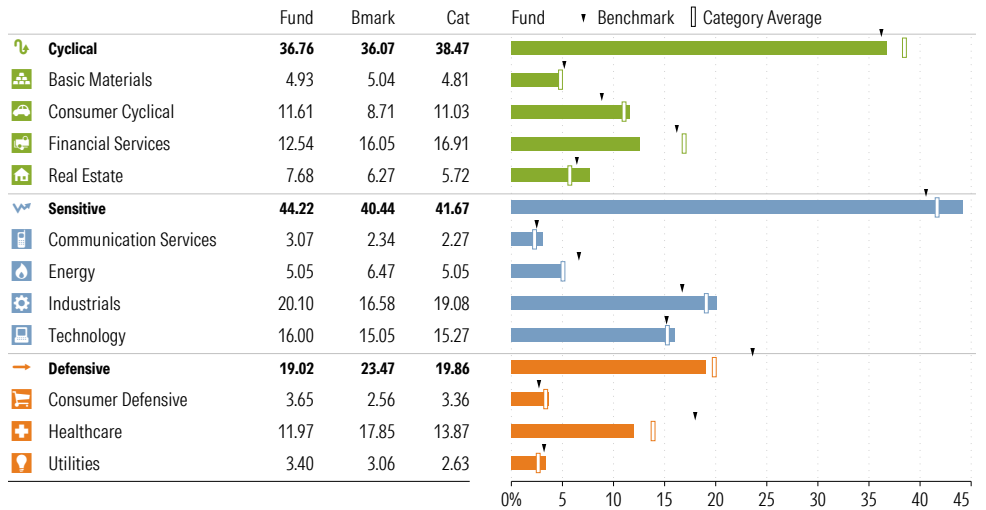


## Asset Allocation as of 03-31-2026



Asset Class	Net %	Cat%
US Stocks	97.40	95.31
Non-US Stocks	1.51	2.47
Bonds	0.00	-0.28
Cash	1.07	1.47
Other	0.02	1.02
<b>Total</b>	<b>100.00</b>	<b>100.00</b>

## Sector Weighting as of 03-31-2026



## Top 15 Holdings as of 03-31-2026

Name	% Net Asset	Cumulative %	YTD Return %	Morningstar Sector
⊖ Slcmt1142	1.05	1.05	-	-
⊕ EMCOR Group Inc	0.46	1.51	-	Industrials
⊕ NRG Energy Inc	0.43	1.94	-	Utilities
⊕ Atmos Energy Corp	0.42	2.36	-	Utilities
⊕ Tapestry Inc	0.40	2.76	-	Consumer Cyclical
⊕ TechnipFMC PLC	0.38	3.14	-	Energy
⊖ Ciena Corp	0.38	3.53	-	Technology
⊕ Casey's General Stores Inc	0.37	3.90	-	Consumer Cyclical
⊕ Jabil Inc	0.37	4.27	-	Technology
⊕ Natera Inc	0.37	4.64	-	Healthcare
⊕ Expand Energy Corp Ordinary Shares - New	0.37	5.01	-	Energy
⊕ United Therapeutics Corp	0.36	5.37	-	Healthcare
⊕ FTAI Aviation Ltd	0.35	5.72	-	Industrials
⊕ Curtiss-Wright Corp	0.35	6.07	-	Industrials
⊖ Lumentum Holdings Inc	0.35	6.41	-	Technology

**Total Holdings 1317**

⊕ Increase ⊖ Decrease ✨ New to Portfolio

# Vanguard Target Retirement 2020 Fund VTWNX

**Morningstar Category**  
Target-Date 2020

**Morningstar Index**  
Morningstar Lifetime Mod 2020 TR USD

## Portfolio Manager(s)

Walter Nejman since 02-2013  
Aurélie Denis since 02-2023  
Michael Roach since 02-2023  
Roger Aliaga-Diaz since 02-2023

## Quantitative Screens

- ✔ **Performance:** The fund has finished in the Target-Date 2020 category's top three quartiles in 10 of the 10 years it's been in existence.
- ✔ **Management:** The fund's management has been in place for 13.11 years.
- ✔ **Style:** The fund has landed in its primary style box — Large Blend — 100 % of the time over the past three years.
- ✔ **Net Expense:** The fund's expense ratio of 0.08 is 82.22% lower than the Target-Date 2020 category average.

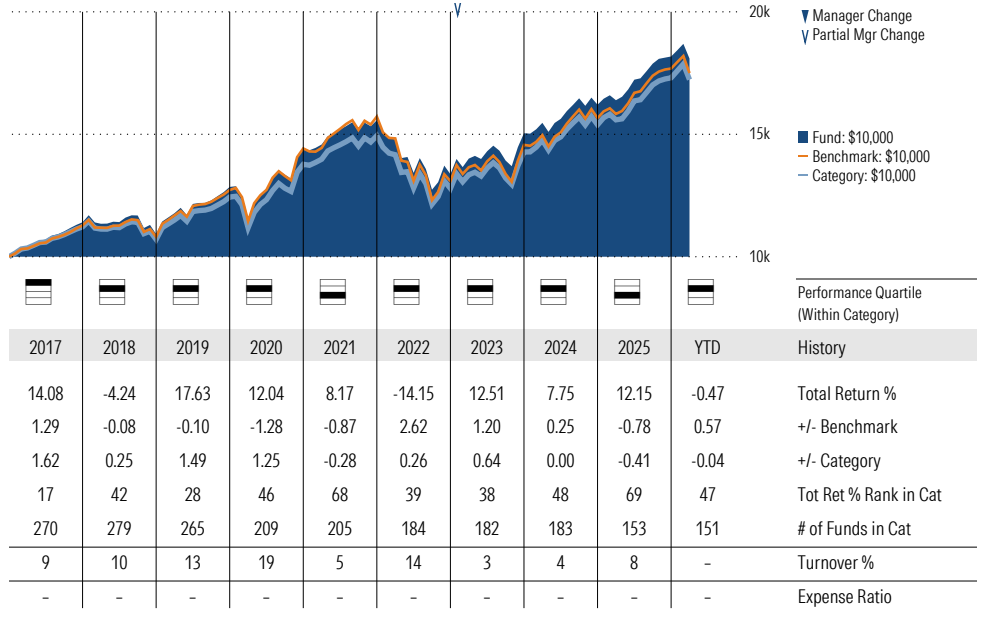
## Morningstar Investment Management LLC Analysis

This fund passes all of Morningstar Investment Management's quantitative screens. Morningstar Investment Management has also assessed the fund from a qualitative perspective and, as a fiduciary, is comfortable recommending the fund's use in retirement plans.

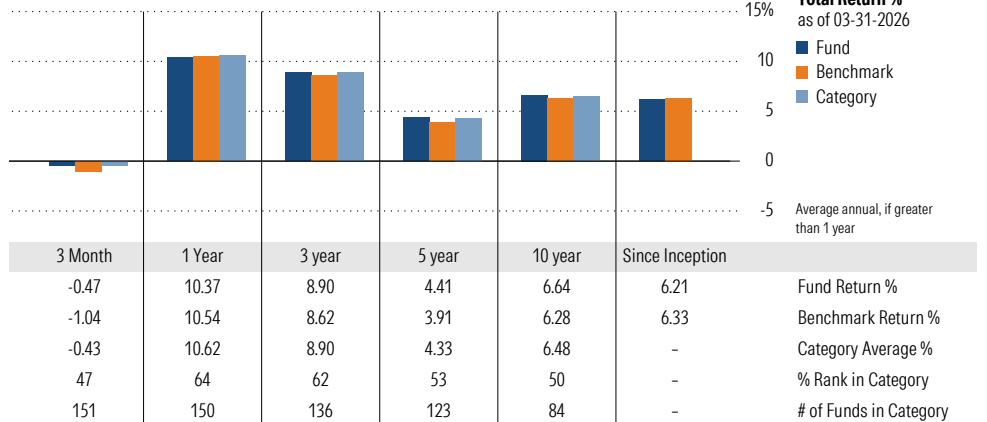
## ESG Metrics

Metric	Rating	Updated
Sustainability Rating	3	02-28-2026
ESG Commitment	1-Low	02-15-2022

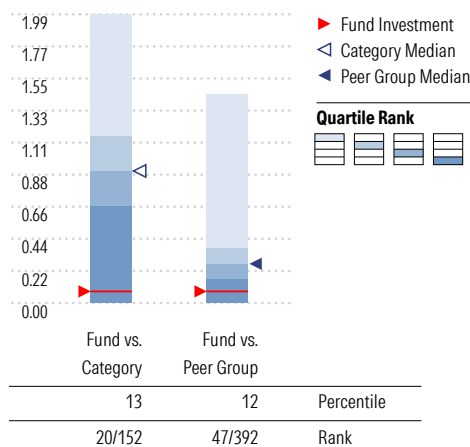
## Growth of \$10,000



## Trailing Performance



## Net Expense



Peer group is a subset of the category and includes funds with the same management style (active vs. passive) and similar share class characteristics.

## 3-Year Risk Metrics

Metric	Fund	Bmark	Cat
Alpha	1.62	-	1.13
Beta	0.83	-	0.90
R-Squared	99.61	-	98.21
Standard Deviation	6.50	7.81	7.13
Sharpe Ratio	0.61	0.49	0.58
Tracking Error	1.38	-	1.28
Information Ratio	0.20	-	0.38
Up Capture Ratio	90.35	-	95.81
Down Capture Ratio	76.91	-	86.86

## Portfolio Metrics

Metric	Fund	Bmark	Cat
Price/Earnings Ratio	20.95	22.22	21.63
Price/Book Ratio	2.88	3.18	3.17
Avg Eff Duration	5.23	-	4.85

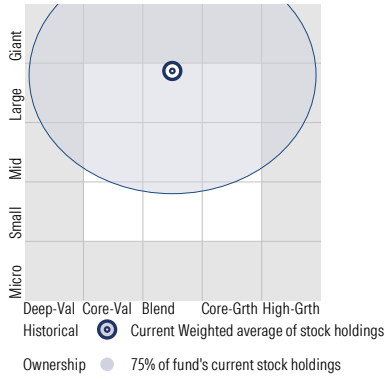
# Vanguard Target Retirement 2020 Fund VTWNX

**Morningstar Category**  
Target-Date 2020

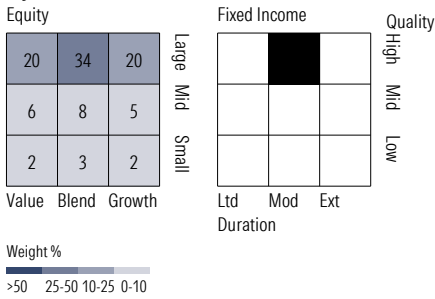
**Morningstar Index**  
Morningstar Lifetime Mod 2020 TR USD

## Style Analysis as of 03-31-2026

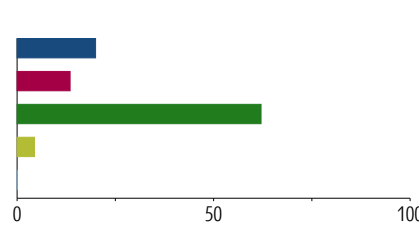
Morningstar Style Box™



## Style Breakdown

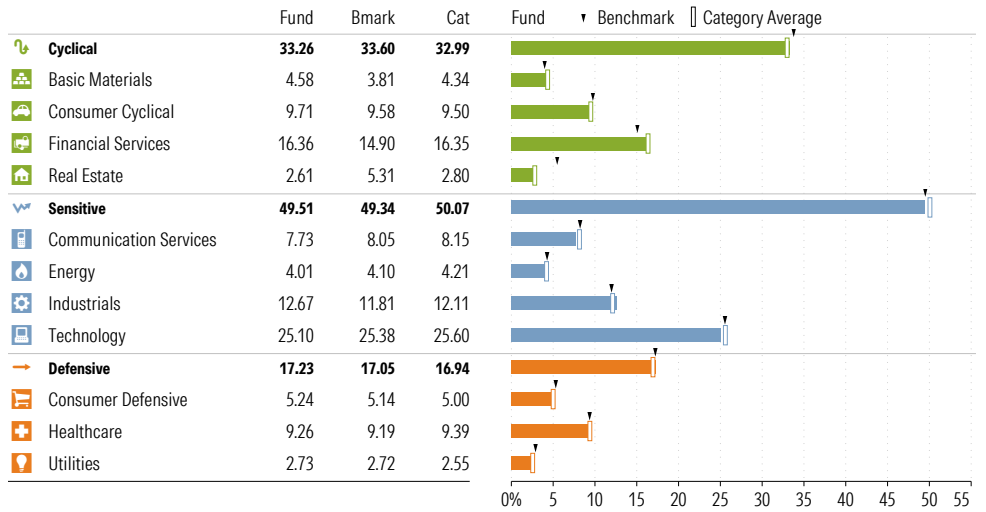


## Asset Allocation as of 03-31-2026



Asset Class	Net %	Cat%
US Stocks	19.97	23.97
Non-US Stocks	13.48	13.25
Bonds	62.07	46.94
Cash	4.42	3.42
Other	0.06	12.43
<b>Total</b>	<b>100.00</b>	<b>100.00</b>

## Sector Weighting as of 03-31-2026



## Top 7 Holdings as of 03-31-2026

Name	Maturity Date	% Net Asset	Cumulative %	YTD Return %	Morningstar Sector
⊖ Vanguard Total Bond Market II Idx Inv	-	35.54	35.54	-	-
⊖ Vanguard Total Stock Mkt Idx Instl Pls	-	20.10	55.65	-	-
⊖ Vanguard Shrt-Term Infl-Prot Sec Idx Adm	-	14.97	70.61	-	-
⊖ Vanguard Total Intl Bd II Idx Instl	-	14.95	85.56	-	-
⊖ Vanguard Total Intl Stock Index Inv	-	13.82	99.38	-	-
⊖ Mktliq 12/31/2049	-	0.61	99.99	-	-
⊖ Us Dollar	-	0.01	100.00	-	-

## Total Holdings 7

⊕ Increase ⊖ Decrease ✨ New to Portfolio

# Vanguard Target Retirement 2025 Fund VTTVX

**Morningstar Category**  
Target-Date 2025

**Morningstar Index**  
Morningstar Lifetime Mod 2025 TR USD

## Portfolio Manager(s)

Walter Nejman since 02-2013  
Aur lie Denis since 02-2023  
Michael Roach since 02-2023  
Roger Aliaga-Diaz since 02-2023

## Quantitative Screens

- ✔ **Performance:** The fund has finished in the Target-Date 2025 category's top three quartiles in 10 of the 10 years it's been in existence.
- ✔ **Management:** The fund's management has been in place for 13.11 years.
- ✔ **Style:** The fund has landed in its primary style box — Large Blend — 100 % of the time over the past three years.
- ✔ **Net Expense:** The fund's expense ratio of 0.08 is 83.67% lower than the Target-Date 2025 category average.

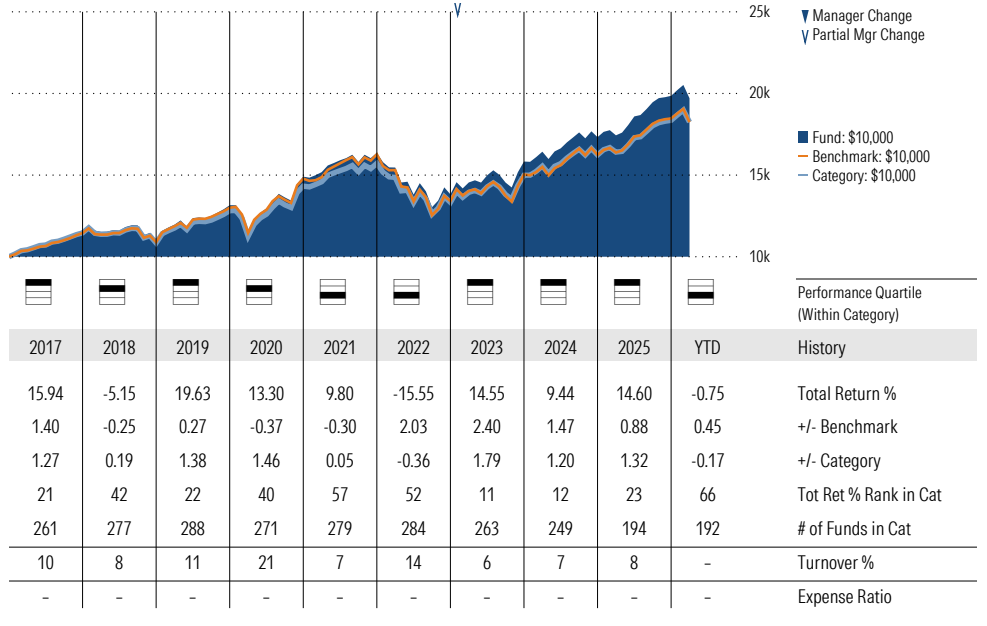
## Morningstar Investment Management LLC Analysis

This fund passes all of Morningstar Investment Management's quantitative screens. Morningstar Investment Management has also assessed the fund from a qualitative perspective and, as a fiduciary, is comfortable recommending the fund's use in retirement plans.

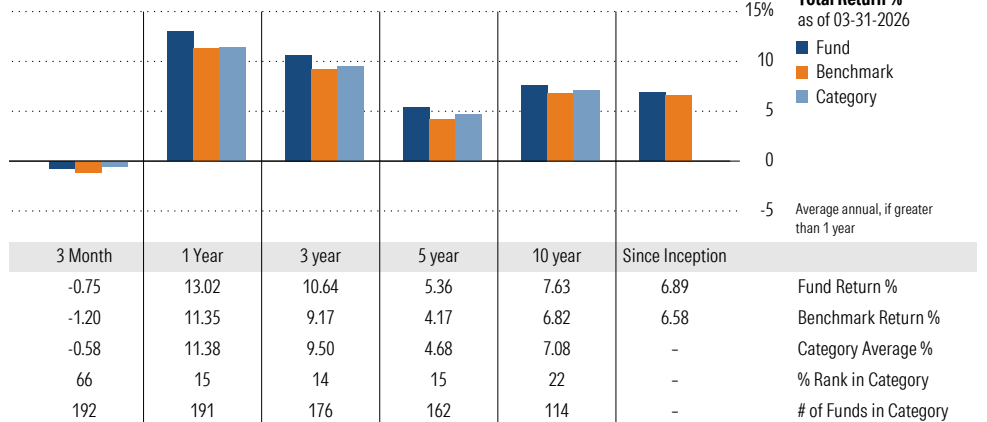
## ESG Metrics

Metric	Rating	Updated
Sustainability Rating	3	02-28-2026
Carbon Risk Score	Low Risk	12-31-2022
ESG Commitment	1-Low	02-15-2022

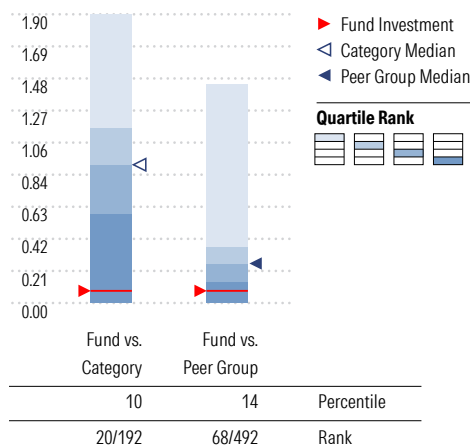
## Growth of \$10,000



## Trailing Performance



## Net Expense



Peer group is a subset of the category and includes funds with the same management style (active vs. passive) and similar share class characteristics.

## 3-Year Risk Metrics

Metric	Fund	Bmark	Cat
Alpha	2.18	-	1.36
Beta	0.90	-	0.89
R-Squared	99.10	-	98.00
Standard Deviation	7.70	8.49	7.61
Sharpe Ratio	0.74	0.51	0.61
Tracking Error	1.10	-	1.48
Information Ratio	1.34	-	0.45
Up Capture Ratio	99.79	-	94.66
Down Capture Ratio	83.68	-	84.65

## Portfolio Metrics

Metric	Fund	Bmark	Cat
Price/Earnings Ratio	20.95	22.07	20.45
Price/Book Ratio	2.88	3.14	3.14
Avg Eff Duration	5.46	-	4.36

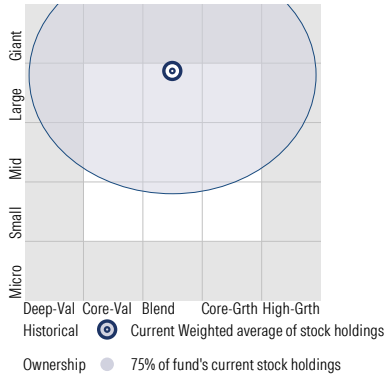
# Vanguard Target Retirement 2025 Fund VTTVX

**Morningstar Category**  
Target-Date 2025

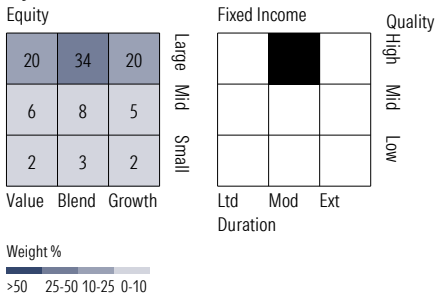
**Morningstar Index**  
Morningstar Lifetime Mod 2025 TR USD

## Style Analysis as of 03-31-2026

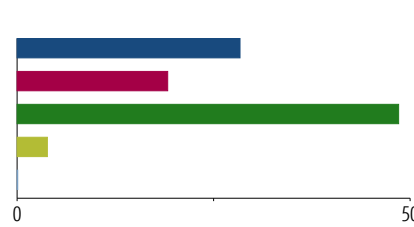
Morningstar Style Box™



## Style Breakdown

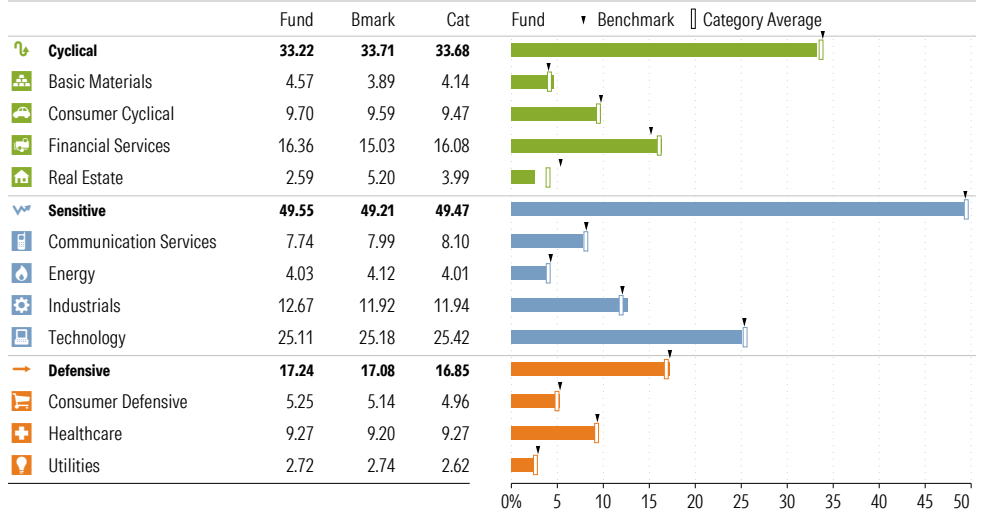


## Asset Allocation as of 03-31-2026



Asset Class	Net %	Cat%
US Stocks	28.36	26.43
Non-US Stocks	19.16	14.26
Bonds	48.54	41.74
Cash	3.85	2.41
Other	0.08	15.16
<b>Total</b>	<b>100.00</b>	<b>100.00</b>

## Sector Weighting as of 03-31-2026



## Top 7 Holdings as of 03-31-2026

Name	Maturity Date	% Net Asset	Cumulative %	YTD Return %	Morningstar Sector
⊖ Vanguard Total Bond Market II Idx Inv	-	30.08	30.08	-	-
⊖ Vanguard Total Stock Mkt Idx Instl Pls	-	28.55	58.63	-	-
⊖ Vanguard Total Intl Stock Index Inv	-	19.64	78.27	-	-
⊖ Vanguard Total Intl Bd II Idx Instl	-	12.62	90.89	-	-
⊖ Vanguard Shrt-Term Infl-Prot Sec Idx Adm	-	8.57	99.46	-	-
⊖ Mktliq 12/31/2049	-	0.55	100.01	-	-
⊕ Us Dollar	-	0.01	100.02	-	-

## Total Holdings 7

⊕ Increase ⊖ Decrease ✨ New to Portfolio

# Vanguard Target Retirement 2030 Fund VTHR

**Morningstar Category**  
Target-Date 2030

**Morningstar Index**  
Morningstar Lifetime Mod 2030 TR USD

## Portfolio Manager(s)

Walter Nejman since 02-2013  
Aurélie Denis since 02-2023  
Michael Roach since 02-2023  
Roger Aliaga-Diaz since 02-2023

## Quantitative Screens

- ✔ **Performance:** The fund has finished in the Target-Date 2030 category's top three quartiles in 10 of the 10 years it's been in existence.
- ✔ **Management:** The fund's management has been in place for 13.11 years.
- ✔ **Style:** The fund has landed in its primary style box — Large Blend — 100 % of the time over the past three years.
- ✔ **Net Expense:** The fund's expense ratio of 0.08 is 84.91% lower than the Target-Date 2030 category average.

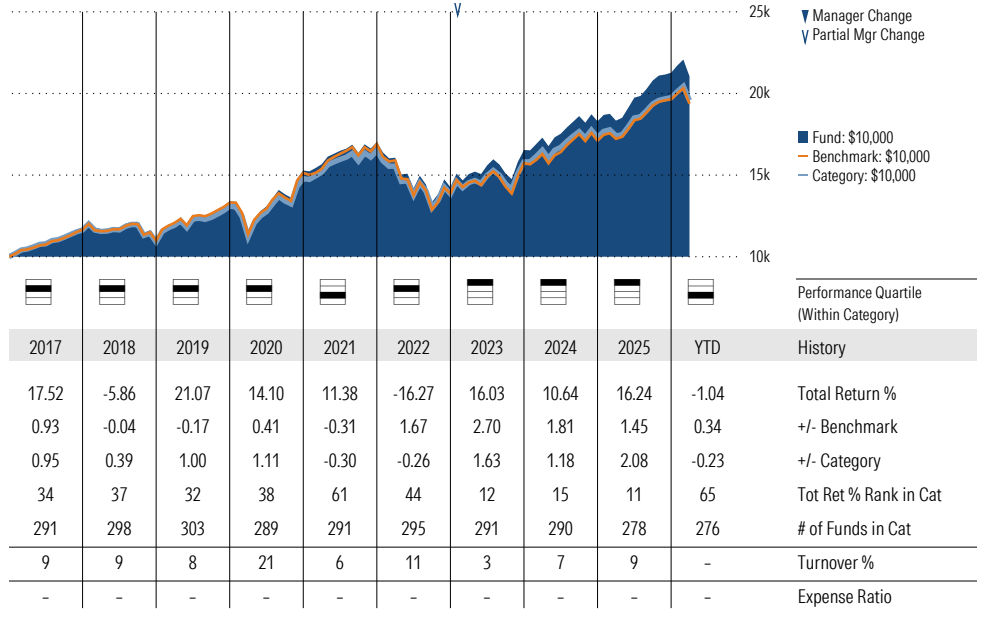
## Morningstar Investment Management LLC Analysis

This fund passes all of Morningstar Investment Management's quantitative screens. Morningstar Investment Management has also assessed the fund from a qualitative perspective and, as a fiduciary, is comfortable recommending the fund's use in retirement plans.

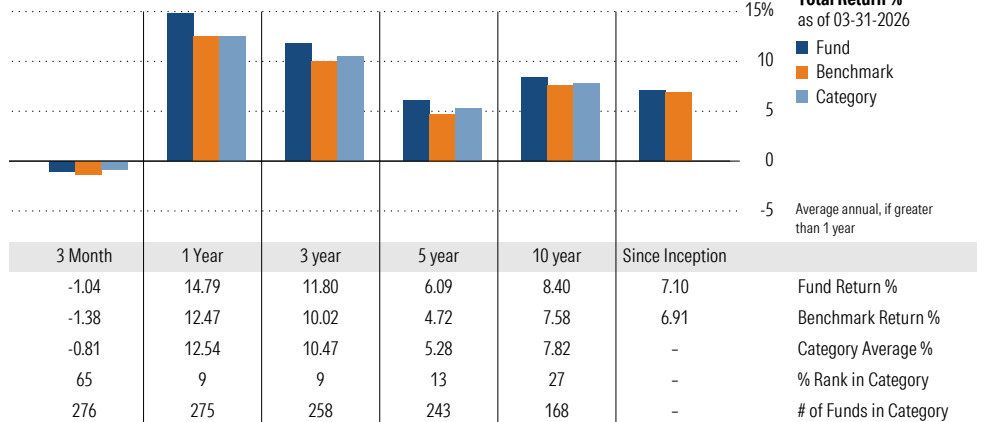
## ESG Metrics

Metric	Rating	Updated
Sustainability Rating	3	02-28-2026
Carbon Risk Score	Low Risk	12-31-2022
ESG Commitment	1-Low	02-15-2022

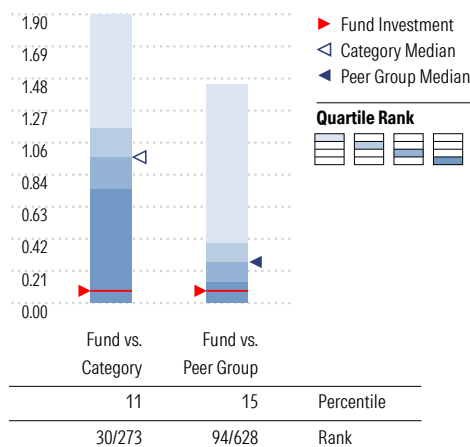
## Growth of \$10,000



## Trailing Performance



## Net Expense



Peer group is a subset of the category and includes funds with the same management style (active vs. passive) and similar share class characteristics.

## 3-Year Risk Metrics

	Fund	Bmark	Cat
Alpha	2.24	-	1.38
Beta	0.93	-	0.90
R-Squared	98.82	-	97.86
Standard Deviation	8.63	9.20	8.38
Sharpe Ratio	0.79	0.57	0.67
Tracking Error	1.12	-	1.50
Information Ratio	1.59	-	0.53
Up Capture Ratio	102.24	-	95.36
Down Capture Ratio	86.99	-	85.66

## Portfolio Metrics

	Fund	Bmark	Cat
Price/Earnings Ratio	20.91	21.91	21.26
Price/Book Ratio	2.87	3.10	3.25
Avg Eff Duration	6.03	-	5.14

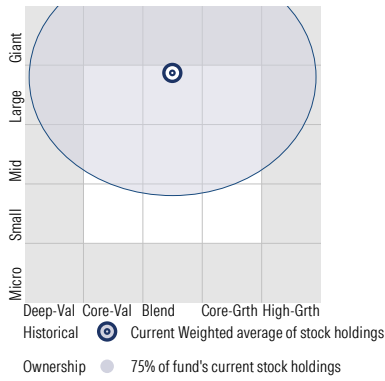
# Vanguard Target Retirement 2030 Fund VTHR

**Morningstar Category**  
Target-Date 2030

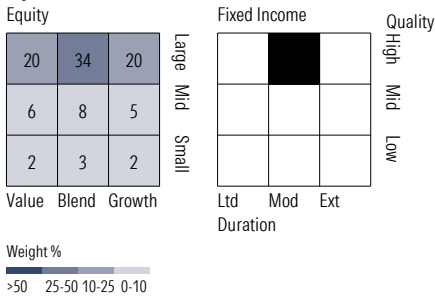
**Morningstar Index**  
Morningstar Lifetime Mod 2030 TR USD

## Style Analysis as of 03-31-2026

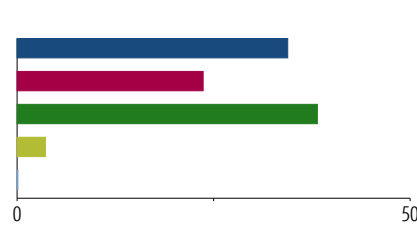
Morningstar Style Box™



## Style Breakdown

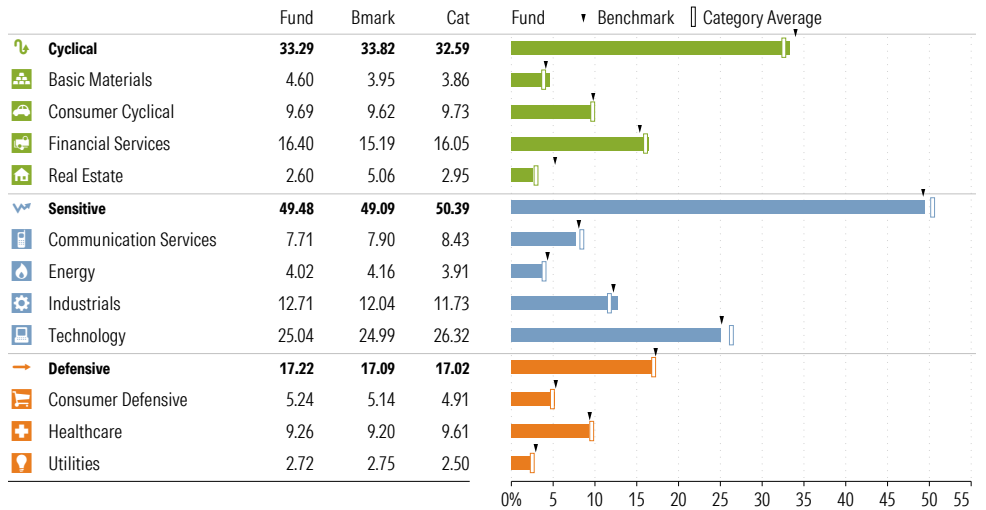


## Asset Allocation as of 03-31-2026



Asset Class	Net %	Cat%
US Stocks	34.43	30.20
Non-US Stocks	23.67	14.25
Bonds	38.20	30.07
Cash	3.60	2.42
Other	0.10	23.08
<b>Total</b>	<b>100.00</b>	<b>100.00</b>

## Sector Weighting as of 03-31-2026



## Top 7 Holdings as of 03-31-2026

Name	Maturity Date	% Net Asset	Cumulative %	YTD Return %	Morningstar Sector
⊕ Vanguard Total Stock Mkt Idx Instl Pls	-	34.65	34.65	-	-
⊖ Vanguard Total Bond Market II Idx Inv	-	28.27	62.92	-	-
⊖ Vanguard Total Intl Stock Index Inv	-	24.27	87.19	-	-
⊕ Vanguard Total Intl Bd II Idx Instl	-	11.85	99.04	-	-
⊖ Mktliq 12/31/2049	-	0.60	99.63	-	-
⊕ Vanguard Shrt-Term Infl-Prot Sec Idx Adm	-	0.39	100.02	-	-
⊕ Us Dollar	-	0.02	100.05	-	-

## Total Holdings 7

⊕ Increase ⊖ Decrease ✨ New to Portfolio

# Vanguard Target Retirement 2035 Fund VTTX

**Morningstar Category**  
Target-Date 2035

**Morningstar Index**  
Morningstar Lifetime Mod 2035 TR USD

## Portfolio Manager(s)

Walter Nejman since 02-2013  
Aurélie Denis since 02-2023  
Michael Roach since 02-2023  
Roger Aliaga-Diaz since 02-2023

## Quantitative Screens

✔ **Performance:** The fund has finished in the Target-Date 2035 category's top three quartiles in 9 of the 10 years it's been in existence.

✔ **Management:** The fund's management has been in place for 13.11 years.

✔ **Style:** The fund has landed in its primary style box — Large Blend — 97.22 % of the time over the past three years.

✔ **Net Expense:** The fund's expense ratio of 0.08 is 84.62% lower than the Target-Date 2035 category average.

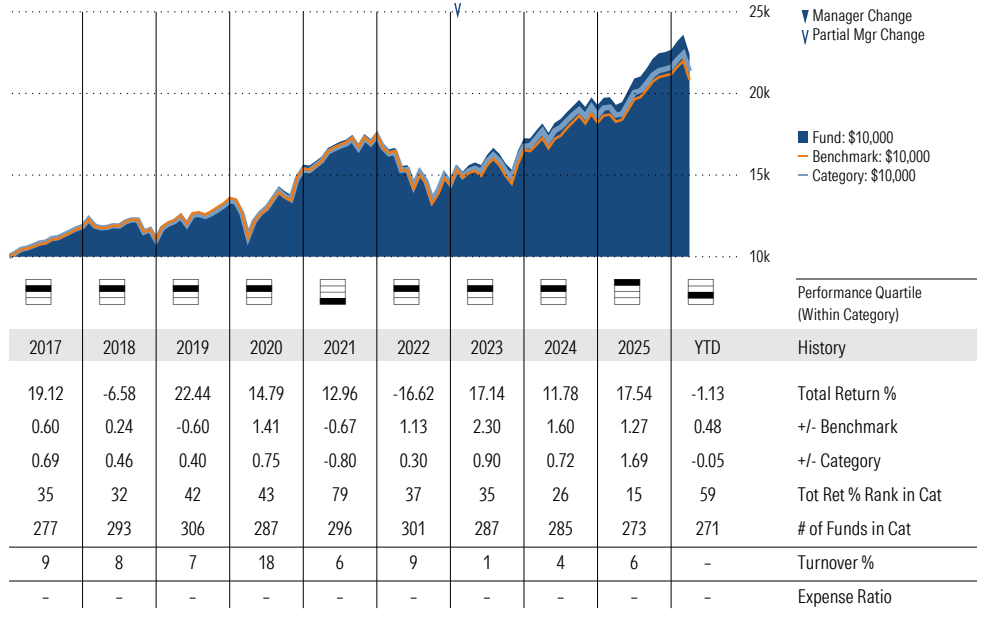
## Morningstar Investment Management LLC Analysis

This fund passes all of Morningstar Investment Management's quantitative screens. Morningstar Investment Management has also assessed the fund from a qualitative perspective and, as a fiduciary, is comfortable recommending the fund's use in retirement plans.

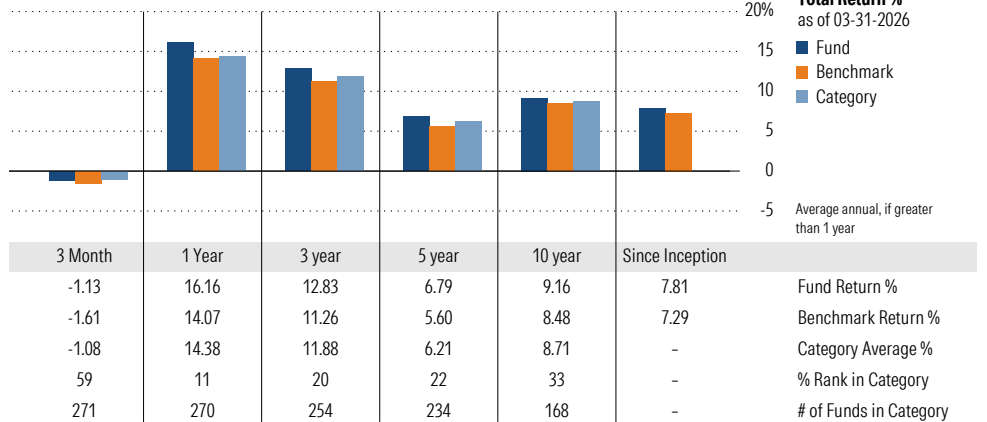
## ESG Metrics

Metric	Rating	Updated
Sustainability Rating	3	02-28-2026
Carbon Risk Score	Low Risk	12-31-2022
ESG Commitment	1-Low	02-15-2022

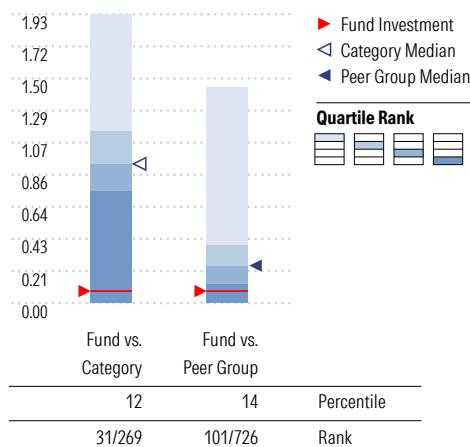
## Growth of \$10,000



## Trailing Performance



## Net Expense



Peer group is a subset of the category and includes funds with the same management style (active vs. passive) and similar share class characteristics.

## 3-Year Risk Metrics

	Fund	Bmark	Cat
Alpha	2.25	-	1.42
Beta	0.92	-	0.92
R-Squared	99.07	-	97.69
Standard Deviation	9.20	9.97	9.30
Sharpe Ratio	0.84	0.64	0.75
Tracking Error	1.20	-	1.54
Information Ratio	1.31	-	0.61
Up Capture Ratio	99.78	-	96.85
Down Capture Ratio	85.34	-	87.41

## Portfolio Metrics

	Fund	Bmark	Cat
Price/Earnings Ratio	20.92	21.76	21.86
Price/Book Ratio	2.88	3.06	3.17
Avg Eff Duration	6.04	-	5.98

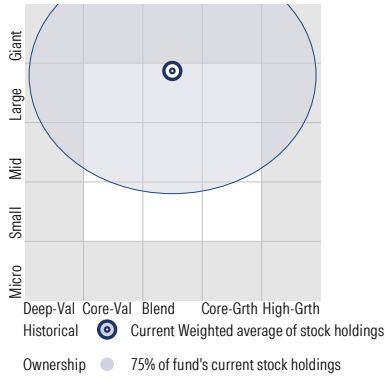
# Vanguard Target Retirement 2035 Fund VTTHX

**Morningstar Category**  
Target-Date 2035

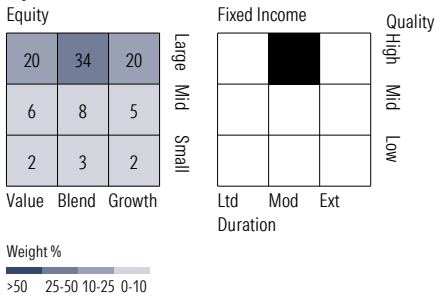
**Morningstar Index**  
Morningstar Lifetime Mod 2035 TR USD

## Style Analysis as of 03-31-2026

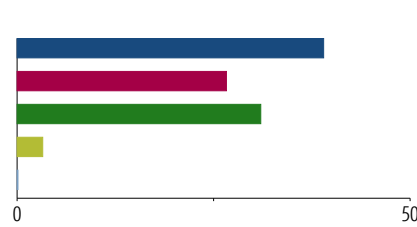
Morningstar Style Box™



## Style Breakdown

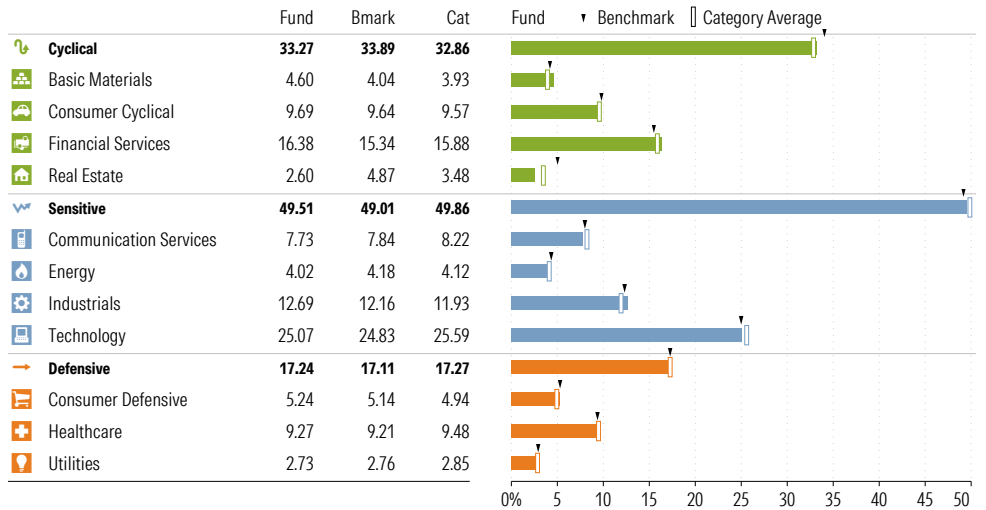


## Asset Allocation as of 03-31-2026



Asset Class	Net %	Cat%
US Stocks	39.00	36.27
Non-US Stocks	26.63	17.62
Bonds	31.00	20.42
Cash	3.26	3.29
Other	0.11	22.43
<b>Total</b>	<b>100.00</b>	<b>100.00</b>

## Sector Weighting as of 03-31-2026



## Top 6 Holdings as of 03-31-2026

Name	Maturity Date	% Net Asset	Cumulative %	YTD Return %	Morningstar Sector
⊕ Vanguard Total Stock Mkt Idx Instl Pls	-	39.25	39.25	-	-
⊕ Vanguard Total Intl Stock Index Inv	-	27.30	66.55	-	-
⊕ Vanguard Total Bond Market II Idx Inv	-	23.26	89.81	-	-
⊕ Vanguard Total Intl Bd II Idx Instl	-	9.63	99.44	-	-
⊖ Mktliq 12/31/2049	-	0.58	100.01	-	-
⊕ Us Dollar	-	0.01	100.03	-	-

## Total Holdings 6

⊕ Increase ⊖ Decrease ✨ New to Portfolio

# Vanguard Target Retirement 2040 Fund VFORX

**Morningstar Category**  
Target-Date 2040

**Morningstar Index**  
Morningstar Lifetime Mod 2040 TR USD

## Portfolio Manager(s)

Walter Nejman since 02-2013  
Aurélie Denis since 02-2023  
Michael Roach since 02-2023  
Roger Aliaga-Diaz since 02-2023

## Quantitative Screens

✔ **Performance:** The fund has finished in the Target-Date 2040 category's top three quartiles in 9 of the 10 years it's been in existence.

✔ **Management:** The fund's management has been in place for 13.11 years.

✔ **Style:** The fund has landed in its primary style box — Large Blend — 97.22 % of the time over the past three years.

✔ **Net Expense:** The fund's expense ratio of 0.08 is 84.91% lower than the Target-Date 2040 category average.

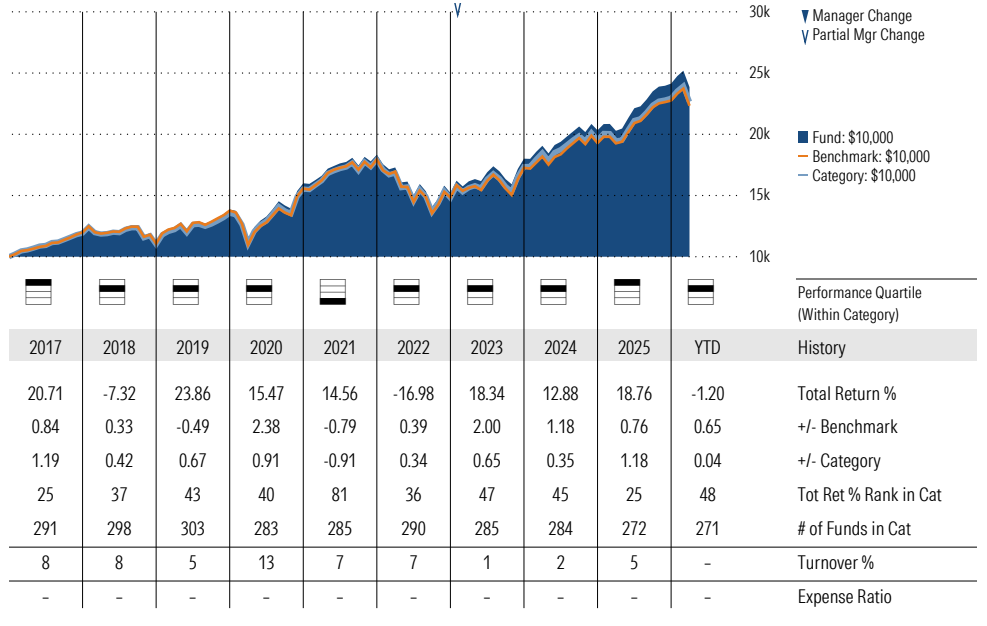
## Morningstar Investment Management LLC Analysis

This fund passes all of Morningstar Investment Management's quantitative screens. Morningstar Investment Management has also assessed the fund from a qualitative perspective and, as a fiduciary, is comfortable recommending the fund's use in retirement plans.

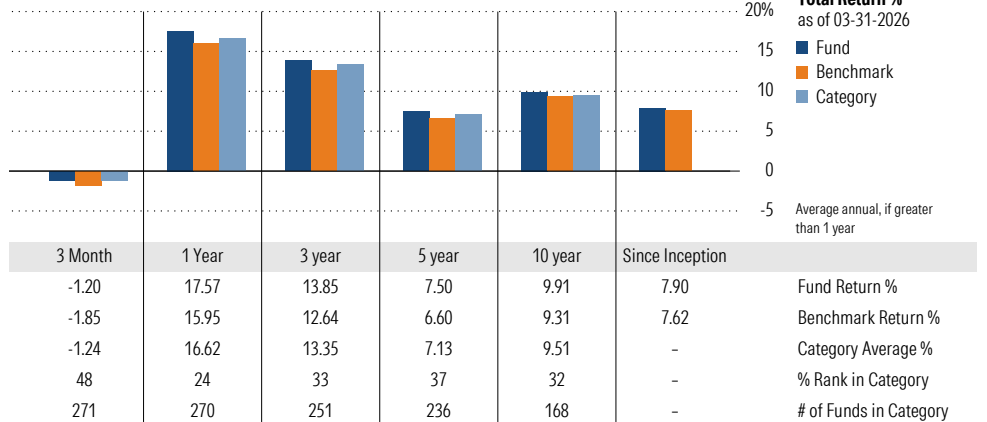
## ESG Metrics

Metric	Rating	Updated
Sustainability Rating	3	02-28-2026
Carbon Risk Score	Low Risk	12-31-2022
ESG Commitment	1-Low	02-15-2022

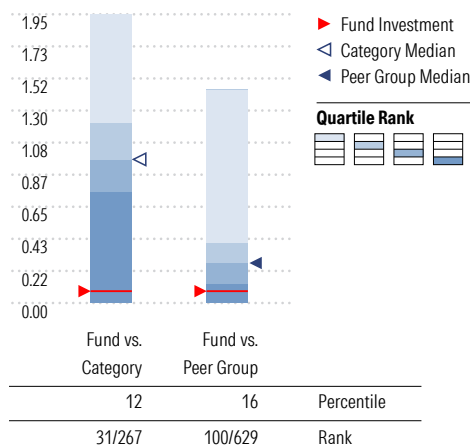
## Growth of \$10,000



## Trailing Performance



## Net Expense



Peer group is a subset of the category and includes funds with the same management style (active vs. passive) and similar share class characteristics.

## 3-Year Risk Metrics

Metric	Fund	Bmark	Cat
Alpha	2.14	-	1.35
Beta	0.91	-	0.94
R-Squared	99.23	-	97.61
Standard Deviation	9.77	10.72	10.18
Sharpe Ratio	0.89	0.72	0.82
Tracking Error	1.31	-	1.62
Information Ratio	0.93	-	0.58
Up Capture Ratio	97.56	-	97.58
Down Capture Ratio	84.66	-	88.91

## Portfolio Metrics

Metric	Fund	Bmark	Cat
Price/Earnings Ratio	20.92	21.61	21.85
Price/Book Ratio	2.88	3.02	3.18
Avg Eff Duration	6.06	-	6.60

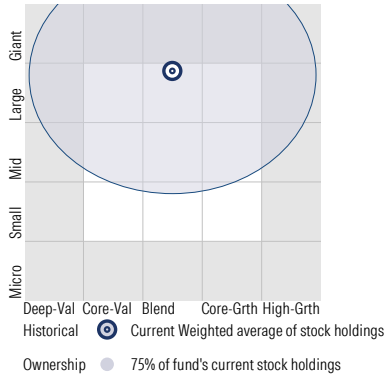
# Vanguard Target Retirement 2040 Fund VFORX

**Morningstar Category**  
Target-Date 2040

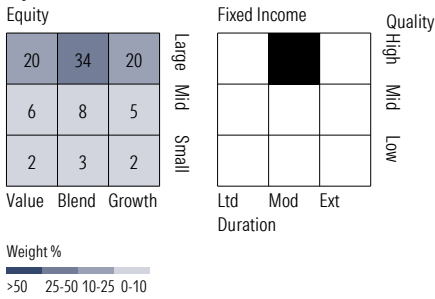
**Morningstar Index**  
Morningstar Lifetime Mod 2040 TR USD

## Style Analysis as of 03-31-2026

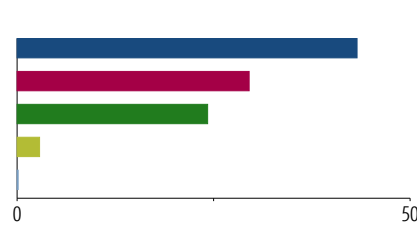
Morningstar Style Box™



## Style Breakdown

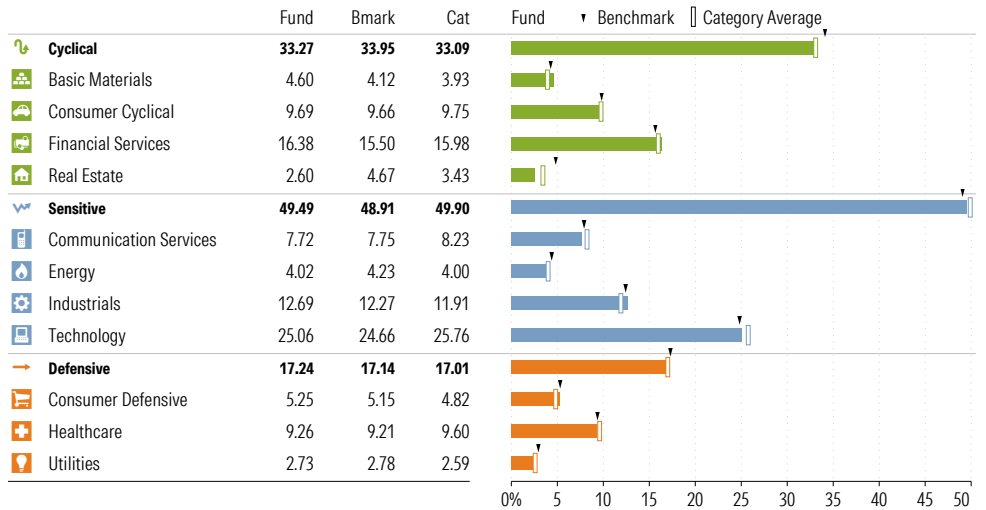


## Asset Allocation as of 03-31-2026



Asset Class	Net %	Cat%
US Stocks	43.25	42.79
Non-US Stocks	29.52	21.00
Bonds	24.24	12.54
Cash	2.86	1.50
Other	0.13	22.16
<b>Total</b>	<b>100.00</b>	<b>100.00</b>

## Sector Weighting as of 03-31-2026



## Top 6 Holdings as of 03-31-2026

Name	Maturity Date	% Net Asset	Cumulative %	YTD Return %	Morningstar Sector
⊕ Vanguard Total Stock Mkt Idx Instl Pls	-	43.53	43.53	-	-
⊕ Vanguard Total Intl Stock Index Inv	-	30.27	73.79	-	-
⊕ Vanguard Total Bond Market II Idx Inv	-	18.16	91.95	-	-
⊖ Vanguard Total Intl Bd II Idx Instl	-	7.55	99.50	-	-
⊖ Mktliq 12/31/2049	-	0.51	100.01	-	-
⊕ Us Dollar	-	0.01	100.02	-	-

## Total Holdings 6

⊕ Increase ⊖ Decrease ✨ New to Portfolio

# Vanguard Target Retirement 2045 Fund VTIVX

**Morningstar Category**  
Target-Date 2045

**Morningstar Index**  
Morningstar Lifetime Mod 2045 TR USD

## Portfolio Manager(s)

Walter Nejman since 02-2013  
Aurélie Denis since 02-2023  
Michael Roach since 02-2023  
Roger Aliaga-Diaz since 02-2023

## Quantitative Screens

- ✓ **Performance:** The fund has finished in the Target-Date 2045 category's top three quartiles in 10 of the 10 years it's been in existence.
- ✓ **Management:** The fund's management has been in place for 13.11 years.
- ✓ **Style:** The fund has landed in its primary style box — Large Blend — 97.22 % of the time over the past three years.
- ✓ **Net Expense:** The fund's expense ratio of 0.08 is 84.91% lower than the Target-Date 2045 category average.

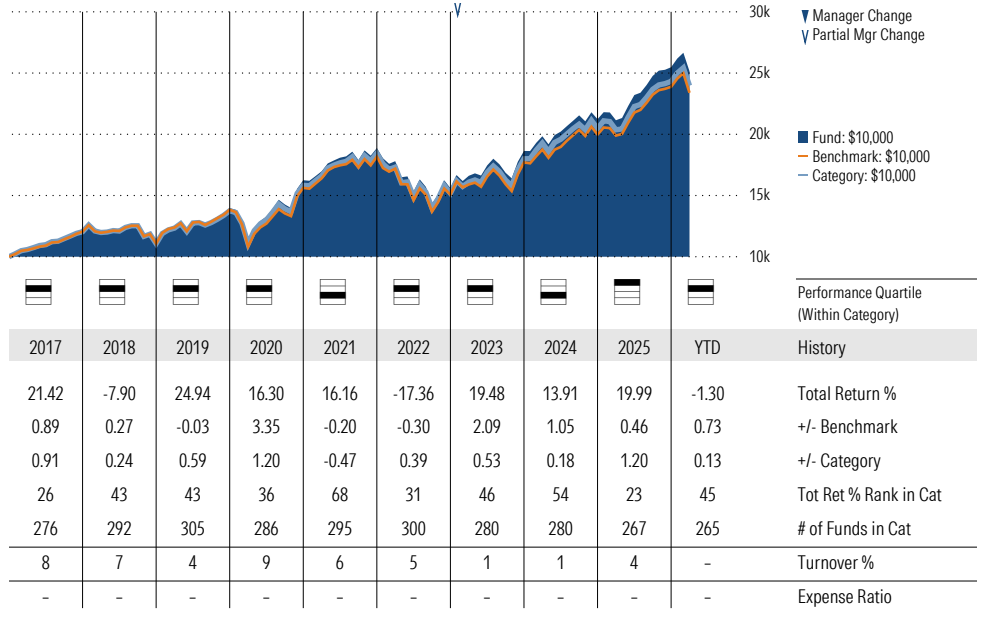
## Morningstar Investment Management LLC Analysis

This fund passes all of Morningstar Investment Management's quantitative screens. Morningstar Investment Management has also assessed the fund from a qualitative perspective and, as a fiduciary, is comfortable recommending the fund's use in retirement plans.

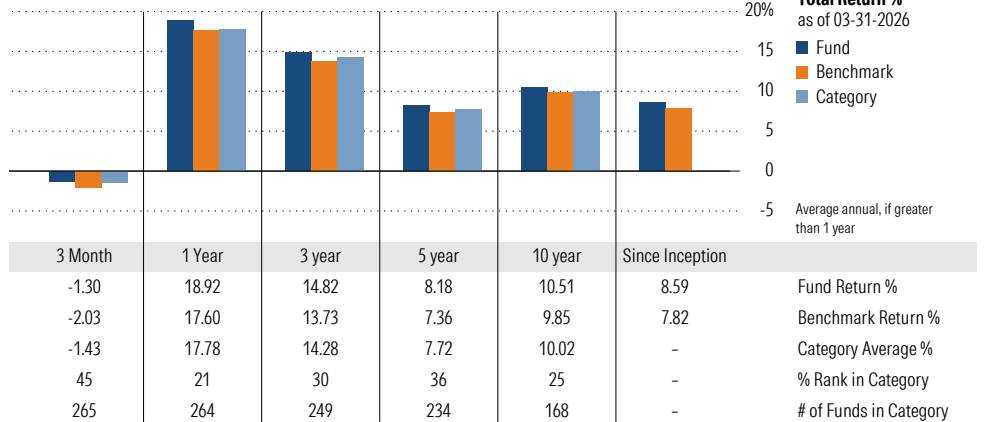
## ESG Metrics

Metric	Rating	Updated
Sustainability Rating	3	02-28-2026
Carbon Risk Score	Low Risk	12-31-2022
ESG Commitment	1-Low	02-15-2022

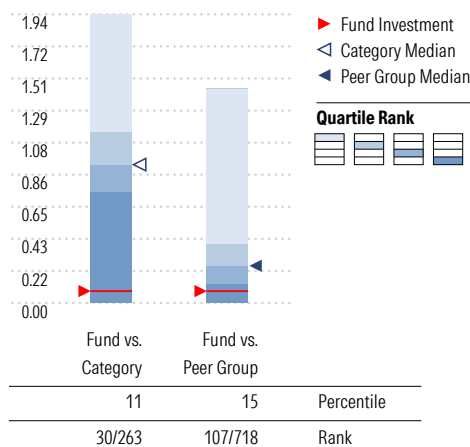
## Growth of \$10,000



## Trailing Performance



## Net Expense



Peer group is a subset of the category and includes funds with the same management style (active vs. passive) and similar share class characteristics.

## 3-Year Risk Metrics

Metric	Fund	Bmark	Cat
Alpha	2.06	-	1.20
Beta	0.91	-	0.94
R-Squared	99.28	-	97.60
Standard Deviation	10.34	11.30	10.78
Sharpe Ratio	0.93	0.78	0.85
Tracking Error	1.33	-	1.70
Information Ratio	0.82	-	0.44
Up Capture Ratio	97.02	-	97.26
Down Capture Ratio	84.95	-	89.89

## Portfolio Metrics

Metric	Fund	Bmark	Cat
Price/Earnings Ratio	20.92	21.46	21.77
Price/Book Ratio	2.88	2.98	3.16
Avg Eff Duration	6.06	-	7.29

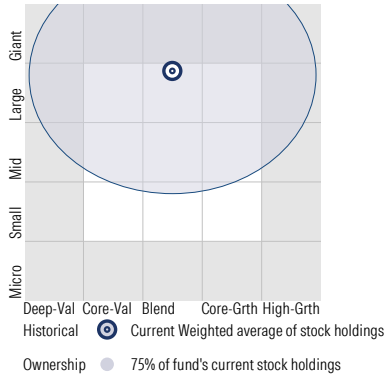
# Vanguard Target Retirement 2045 Fund VTIVX

**Morningstar Category**  
Target-Date 2045

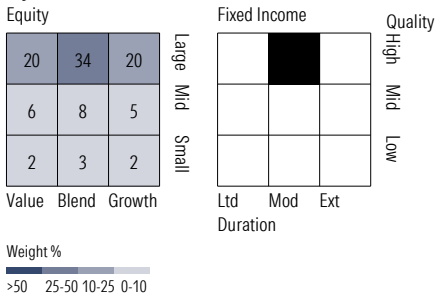
**Morningstar Index**  
Morningstar Lifetime Mod 2045 TR USD

## Style Analysis as of 03-31-2026

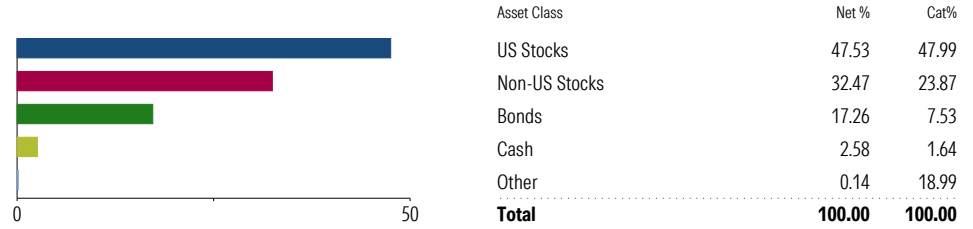
Morningstar Style Box™



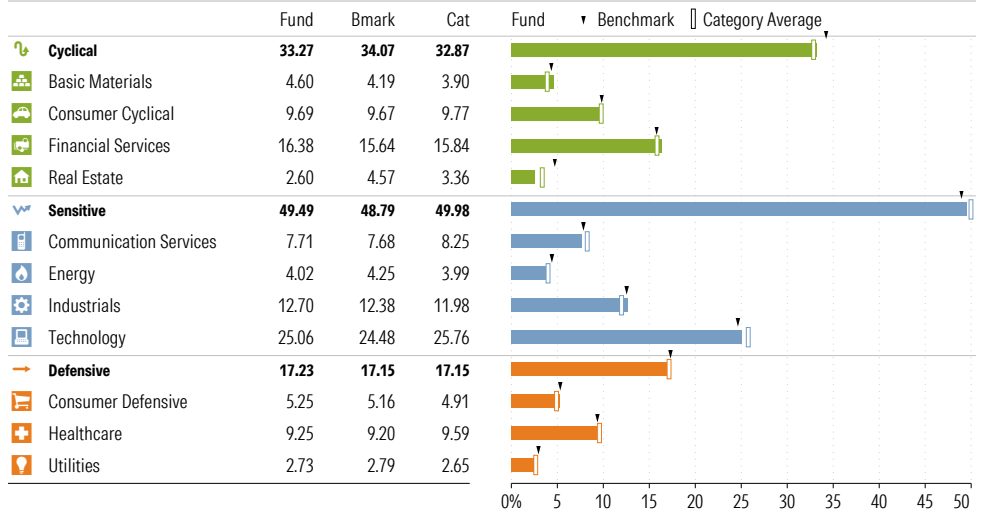
## Style Breakdown



## Asset Allocation as of 03-31-2026



## Sector Weighting as of 03-31-2026



## Top 6 Holdings as of 03-31-2026

Name	Maturity Date	% Net Asset	Cumulative %	YTD Return %	Morningstar Sector
⊕ Vanguard Total Stock Mkt Idx Instl Pls	-	47.83	47.83	-	-
⊕ Vanguard Total Intl Stock Index Inv	-	33.29	81.13	-	-
⊕ Vanguard Total Bond Market II Idx Inv	-	12.89	94.02	-	-
⊖ Vanguard Total Intl Bd II Idx Instl	-	5.43	99.44	-	-
⊖ Mktliq 12/31/2049	-	0.58	100.02	-	-
⊕ Us Dollar	-	0.02	100.05	-	-

## Total Holdings 6

⊕ Increase ⊖ Decrease ✨ New to Portfolio

# Vanguard Target Retirement 2050 Fund VFIFX

**Morningstar Category**  
Target-Date 2050

**Morningstar Index**  
Morningstar Lifetime Mod 2050 TR USD

## Portfolio Manager(s)

Walter Nejman since 02-2013  
Aurélie Denis since 02-2023  
Michael Roach since 02-2023  
Roger Aliaga-Diaz since 02-2023

## Quantitative Screens

- ✓ **Performance:** The fund has finished in the Target-Date 2050 category's top three quartiles in 10 of the 10 years it's been in existence.
- ✓ **Management:** The fund's management has been in place for 13.11 years.
- ✓ **Style:** The fund has landed in its primary style box — Large Blend — 100 % of the time over the past three years.
- ✓ **Net Expense:** The fund's expense ratio of 0.08 is 85.19% lower than the Target-Date 2050 category average.

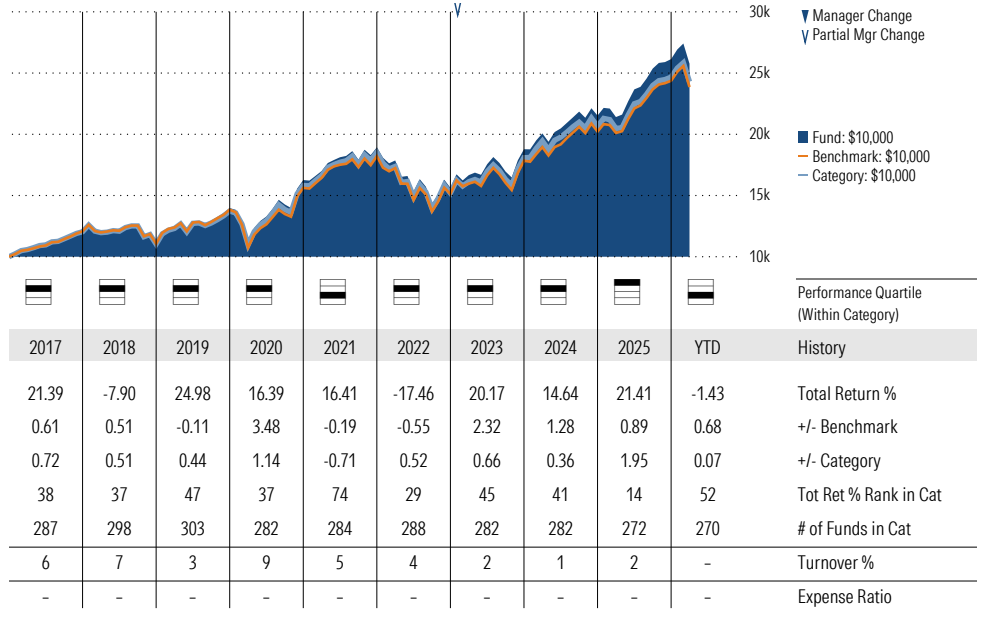
## Morningstar Investment Management LLC Analysis

This fund passes all of Morningstar Investment Management's quantitative screens. Morningstar Investment Management has also assessed the fund from a qualitative perspective and, as a fiduciary, is comfortable recommending the fund's use in retirement plans.

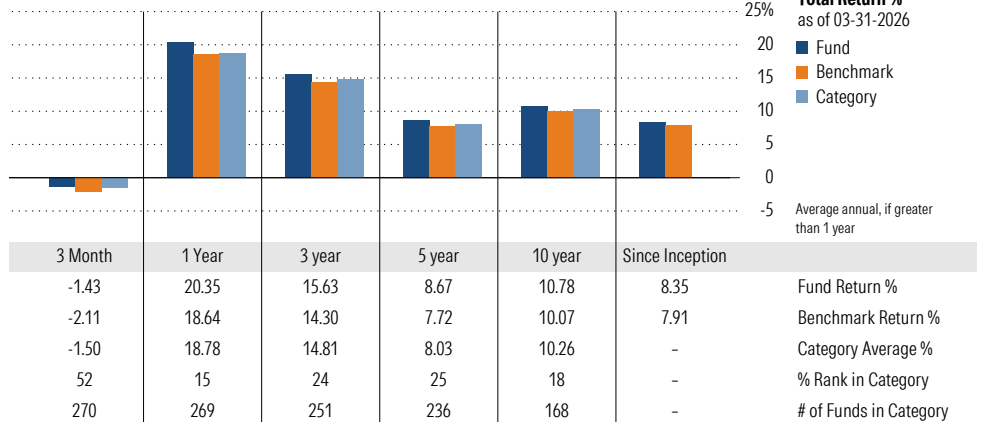
## ESG Metrics

Metric	Rating	Updated
Sustainability Rating	3	02-28-2026
Carbon Risk Score	Low Risk	12-31-2022
ESG Commitment	1-Low	02-15-2022

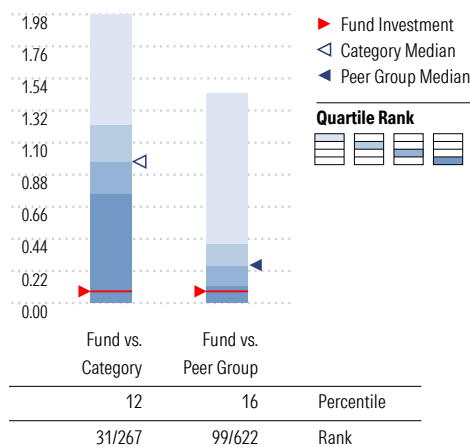
## Growth of \$10,000



## Trailing Performance



## Net Expense



Peer group is a subset of the category and includes funds with the same management style (active vs. passive) and similar share class characteristics.

## 3-Year Risk Metrics

Metric	Fund	Bmark	Cat
Alpha	2.11	-	1.13
Beta	0.93	-	0.95
R-Squared	99.17	-	97.48
Standard Deviation	10.83	11.63	11.16
Sharpe Ratio	0.96	0.80	0.87
Tracking Error	1.31	-	1.76
Information Ratio	1.01	-	0.41
Up Capture Ratio	98.40	-	97.34
Down Capture Ratio	86.43	-	90.48

## Portfolio Metrics

Metric	Fund	Bmark	Cat
Price/Earnings Ratio	20.91	21.33	21.84
Price/Book Ratio	2.87	2.94	3.19
Avg Eff Duration	6.05	-	8.80

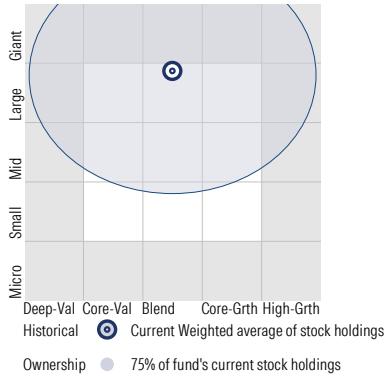
# Vanguard Target Retirement 2050 Fund VFIFX

**Morningstar Category**  
Target-Date 2050

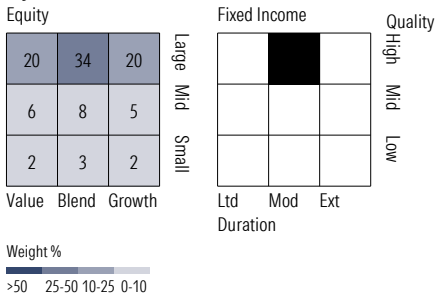
**Morningstar Index**  
Morningstar Lifetime Mod 2050 TR USD

## Style Analysis as of 03-31-2026

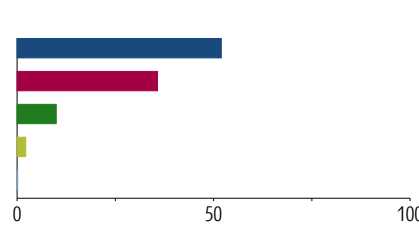
Morningstar Style Box™



## Style Breakdown

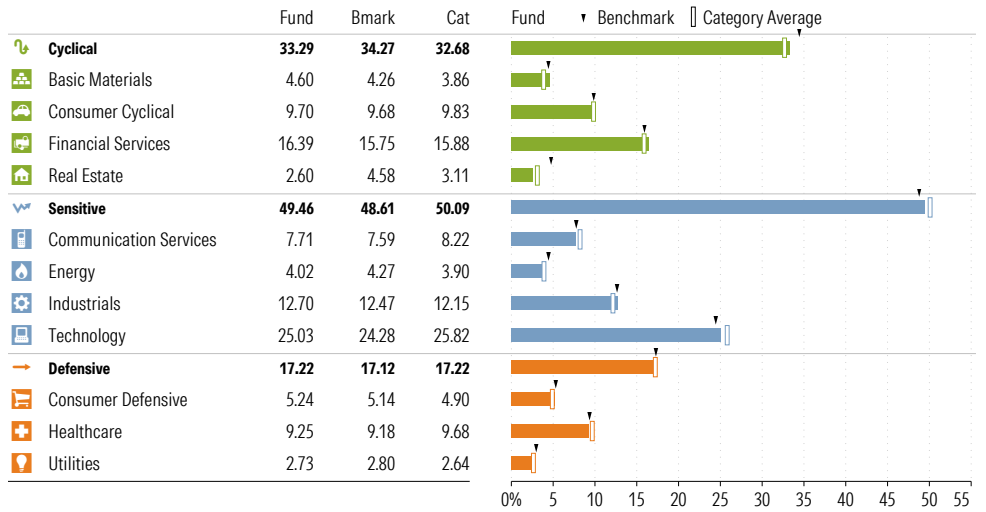


## Asset Allocation as of 03-31-2026



Asset Class	Net %	Cat%
US Stocks	51.95	50.02
Non-US Stocks	35.74	24.48
Bonds	9.95	4.48
Cash	2.20	1.17
Other	0.15	19.84
<b>Total</b>	<b>100.00</b>	<b>100.00</b>

## Sector Weighting as of 03-31-2026



## Top 6 Holdings as of 03-31-2026

Name	Maturity Date	% Net Asset	Cumulative %	YTD Return %	Morningstar Sector
⊕ Vanguard Total Stock Mkt Idx Instl Pls	-	52.28	52.28	-	-
⊕ Vanguard Total Intl Stock Index Inv	-	36.64	88.92	-	-
⊖ Vanguard Total Bond Market II Idx Inv	-	7.44	96.37	-	-
⊖ Vanguard Total Intl Bd II Idx Instl	-	3.12	99.49	-	-
⊖ Mktliq 12/31/2049	-	0.53	100.02	-	-
⊕ Us Dollar	-	0.02	100.03	-	-

## Total Holdings 6

⊕ Increase ⊖ Decrease ✨ New to Portfolio

# Vanguard Target Retirement 2055 Fund VFFVX

**Morningstar Category**  
Target-Date 2055

**Morningstar Index**  
Morningstar Lifetime Mod 2055 TR USD

## Portfolio Manager(s)

Walter Nejman since 02-2013  
Aur lie Denis since 02-2023  
Michael Roach since 02-2023  
Roger Aliaga-Diaz since 02-2023

## Quantitative Screens

- ✔ **Performance:** The fund has finished in the Target-Date 2055 category's top three quartiles in 9 of the 10 years it's been in existence.
- ✔ **Management:** The fund's management has been in place for 13.11 years.
- ✔ **Style:** The fund has landed in its primary style box — Large Blend — 100 % of the time over the past three years.
- ✔ **Net Expense:** The fund's expense ratio of 0.08 is 85.19% lower than the Target-Date 2055 category average.

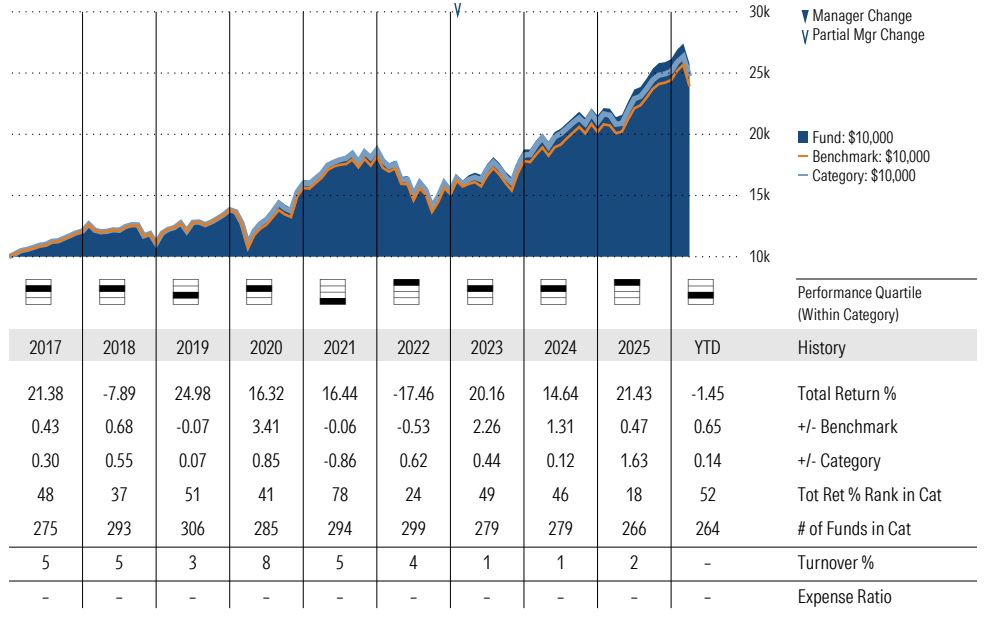
## Morningstar Investment Management LLC Analysis

This fund passes all of Morningstar Investment Management's quantitative screens. Morningstar Investment Management has also assessed the fund from a qualitative perspective and, as a fiduciary, is comfortable recommending the fund's use in retirement plans.

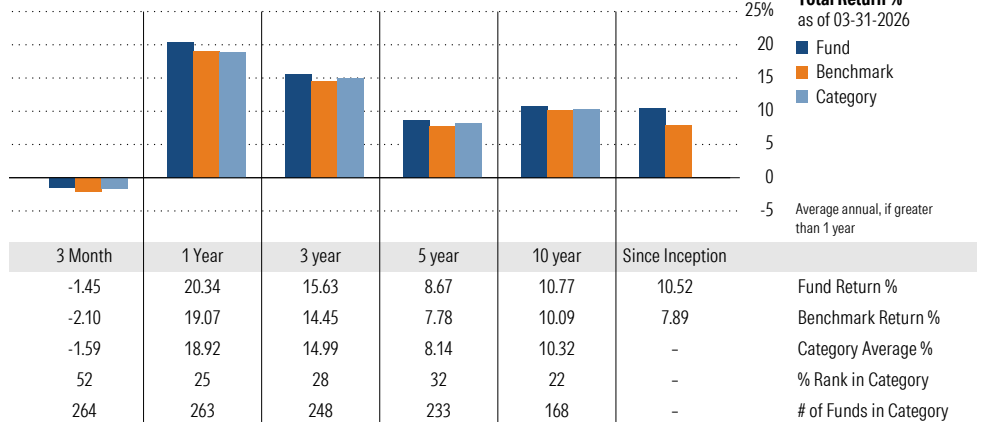
## ESG Metrics

Metric	Rating	Updated
Sustainability Rating	3	02-28-2026
Carbon Risk Score	Low Risk	12-31-2022
ESG Commitment	1-Low	02-15-2022

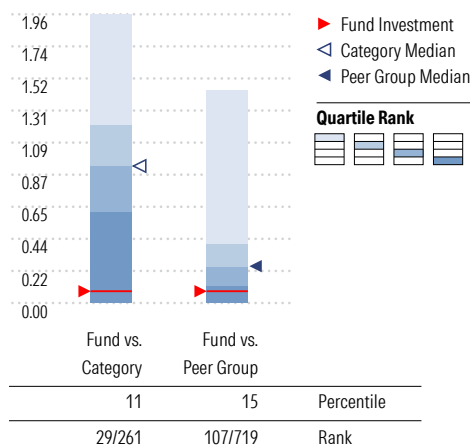
## Growth of \$10,000



## Trailing Performance



## Net Expense



Peer group is a subset of the category and includes funds with the same management style (active vs. passive) and similar share class characteristics.

## 3-Year Risk Metrics

Metric	Fund	Bmark	Cat
Alpha	2.09	-	1.18
Beta	0.92	-	0.95
R-Squared	99.15	-	97.46
Standard Deviation	10.86	11.76	11.32
Sharpe Ratio	0.96	0.80	0.88
Tracking Error	1.38	-	1.82
Information Ratio	0.85	-	0.41
Up Capture Ratio	97.42	-	97.62
Down Capture Ratio	85.59	-	90.51

## Portfolio Metrics

Metric	Fund	Bmark	Cat
Price/Earnings Ratio	20.89	21.20	21.47
Price/Book Ratio	2.87	2.91	3.09
Avg Eff Duration	6.05	-	9.53

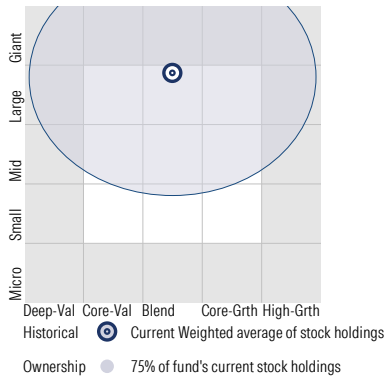
# Vanguard Target Retirement 2055 Fund VFFVX

**Morningstar Category**  
Target-Date 2055

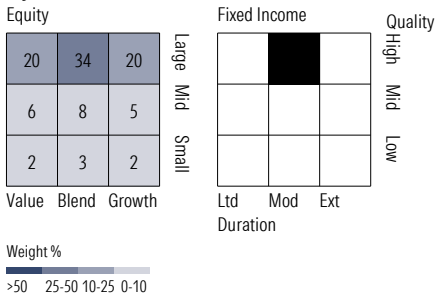
**Morningstar Index**  
Morningstar Lifetime Mod 2055 TR USD

## Style Analysis as of 03-31-2026

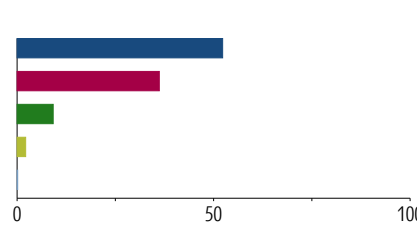
Morningstar Style Box™



## Style Breakdown

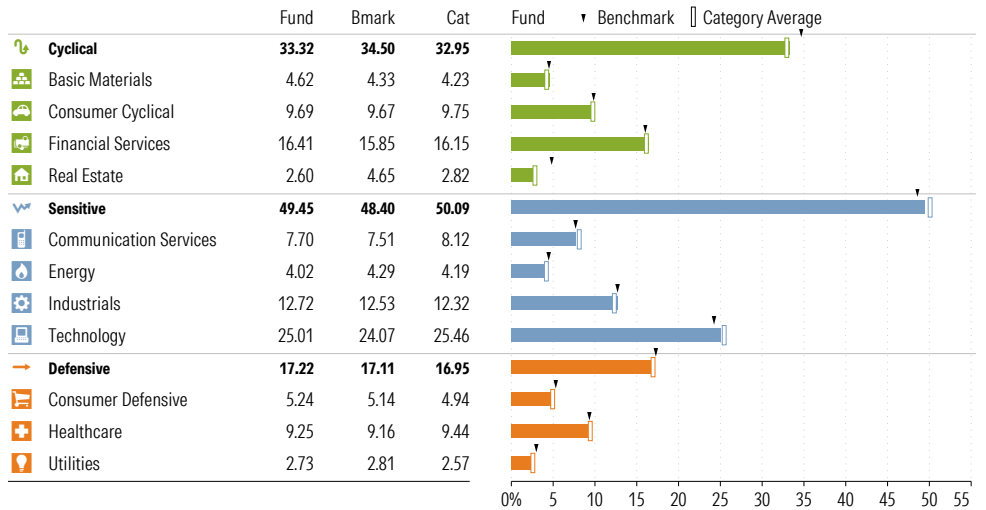


## Asset Allocation as of 03-31-2026



Asset Class	Net %	Cat%
US Stocks	52.30	51.68
Non-US Stocks	36.18	29.05
Bonds	9.18	3.67
Cash	2.18	0.83
Other	0.15	14.77
<b>Total</b>	<b>100.00</b>	<b>100.00</b>

## Sector Weighting as of 03-31-2026



## Top 6 Holdings as of 03-31-2026

Name	Maturity Date	% Net Asset	Cumulative %	YTD Return %	Morningstar Sector
⊕ Vanguard Total Stock Mkt Idx Instl Pls	-	52.63	52.63	-	-
⊕ Vanguard Total Intl Stock Index Inv	-	37.10	89.73	-	-
⊖ Vanguard Total Bond Market II Idx Inv	-	6.81	96.54	-	-
⊖ Vanguard Total Intl Bd II Idx Instl	-	2.92	99.46	-	-
⊖ Mktliq 12/31/2049	-	0.55	100.02	-	-
⊕ Us Dollar	-	0.02	100.03	-	-

## Total Holdings 6

⊕ Increase ⊖ Decrease ✨ New to Portfolio

# Vanguard Target Retirement 2060 Fund VTTSX

**Morningstar Category**  
Target-Date 2060

**Morningstar Index**  
Morningstar Mod Tgt Risk TR USD

## Portfolio Manager(s)

Walter Nejman since 02-2013  
Aurélie Denis since 02-2023  
Michael Roach since 02-2023  
Roger Aliaga-Diaz since 02-2023

## Quantitative Screens

- ✔ **Performance:** The fund has finished in the Target-Date 2060 category's top three quartiles in 9 of the 10 years it's been in existence.
- ✔ **Management:** The fund's management has been in place for 13.11 years.
- ✔ **Style:** The fund has landed in its primary style box — Large Blend — 100 % of the time over the past three years.
- ✔ **Net Expense:** The fund's expense ratio of 0.08 is 85.19% lower than the Target-Date 2060 category average.

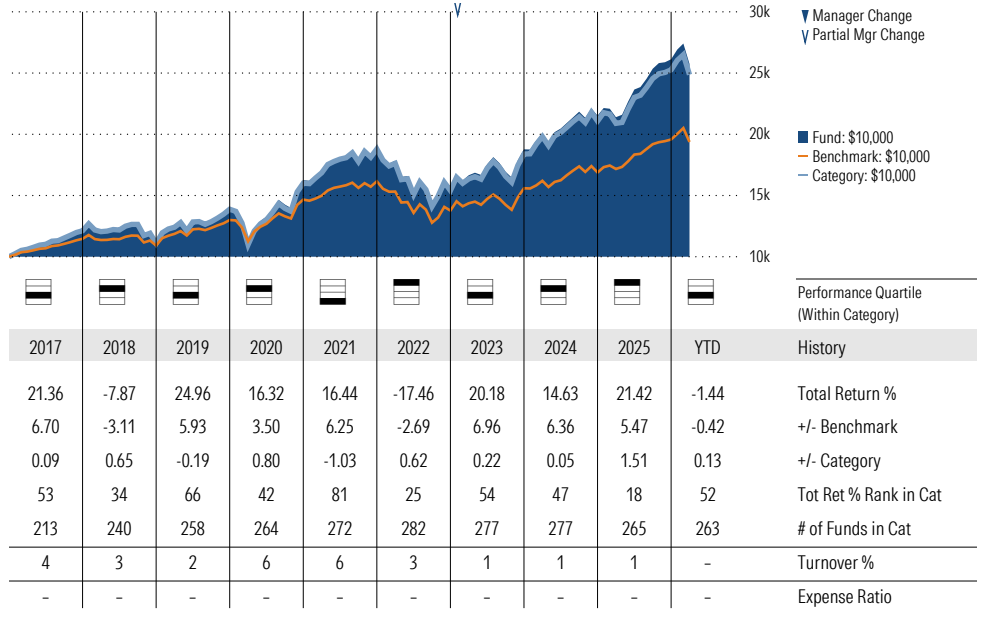
## Morningstar Investment Management LLC Analysis

This fund passes all of Morningstar Investment Management's quantitative screens. Morningstar Investment Management has also assessed the fund from a qualitative perspective and, as a fiduciary, is comfortable recommending the fund's use in retirement plans.

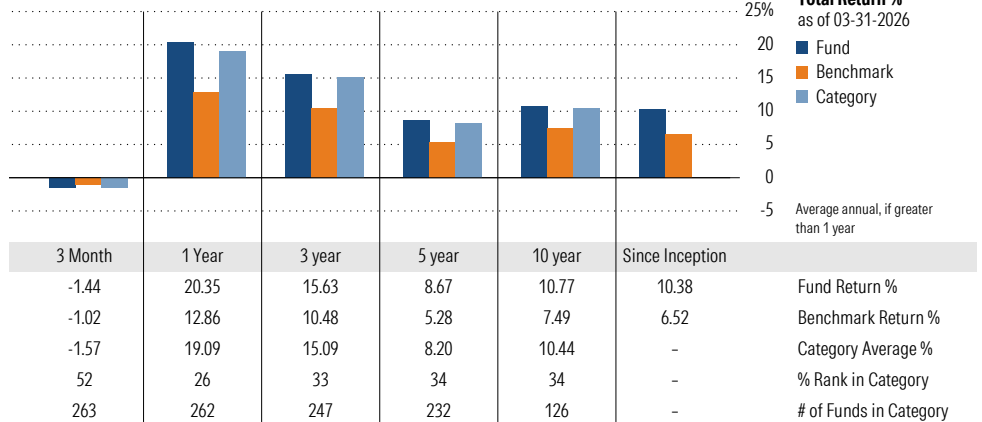
## ESG Metrics

Metric	Rating	Updated
Sustainability Rating	3	02-28-2026
Carbon Risk Score	Low Risk	12-31-2022
ESG Commitment	1-Low	02-15-2022

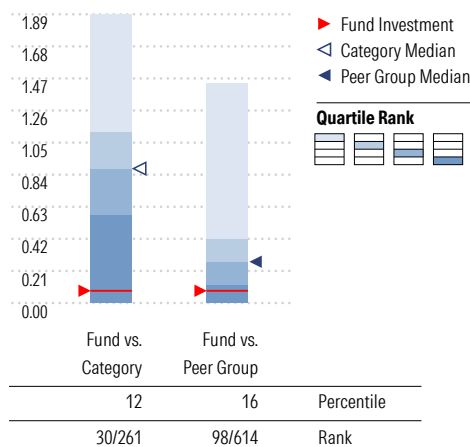
## Growth of \$10,000



## Trailing Performance



## Net Expense



Peer group is a subset of the category and includes funds with the same management style (active vs. passive) and similar share class characteristics.

## 3-Year Risk Metrics

	Fund	Bmark	Cat
Alpha	3.12	-	2.30
Beta	1.16	-	1.20
R-Squared	94.43	-	92.18
Standard Deviation	10.85	9.10	11.38
Sharpe Ratio	0.96	0.62	0.88
Tracking Error	2.94	-	3.65
Information Ratio	1.75	-	1.29
Up Capture Ratio	128.23	-	128.67
Down Capture Ratio	107.72	-	113.46

## Portfolio Metrics

	Fund	Bmark	Cat
Price/Earnings Ratio	20.89	20.69	21.55
Price/Book Ratio	2.87	2.69	3.13
Avg Eff Duration	6.05	-	9.22

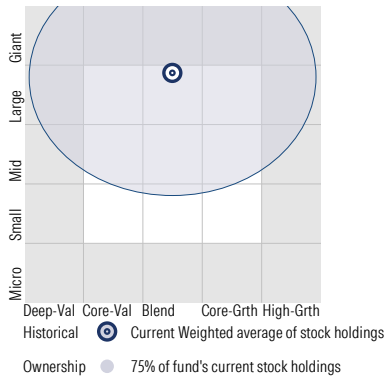
# Vanguard Target Retirement 2060 Fund VTTX

**Morningstar Category**  
Target-Date 2060

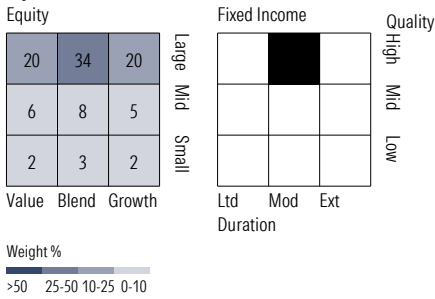
**Morningstar Index**  
Morningstar Mod Tgt Risk TR USD

## Style Analysis as of 03-31-2026

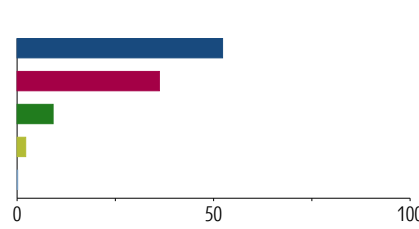
Morningstar Style Box™



## Style Breakdown

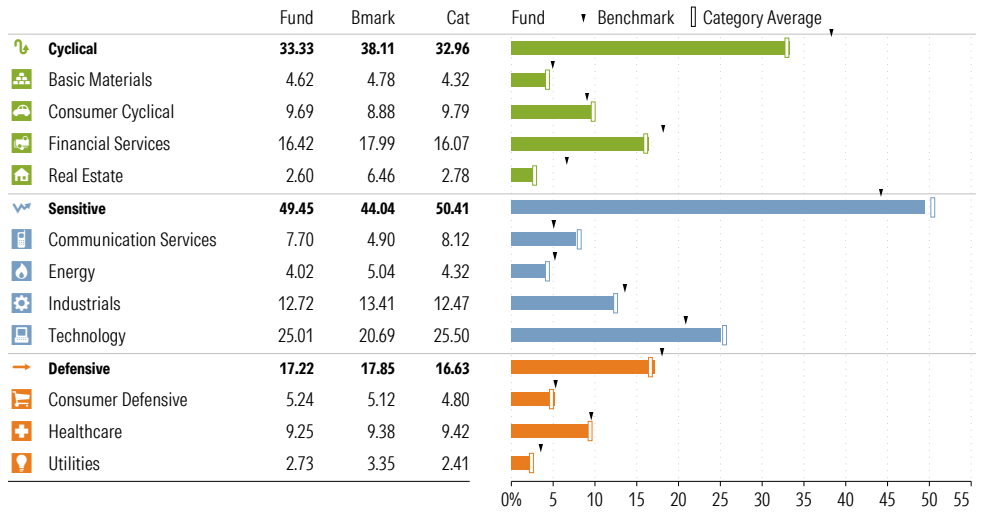


## Asset Allocation as of 03-31-2026



Asset Class	Net %	Cat%
US Stocks	52.28	52.31
Non-US Stocks	36.20	27.86
Bonds	9.16	4.85
Cash	2.19	0.46
Other	0.15	14.52
<b>Total</b>	<b>100.00</b>	<b>100.00</b>

## Sector Weighting as of 03-31-2026



## Top 6 Holdings as of 03-31-2026

Name	Maturity Date	% Net Asset	Cumulative %	YTD Return %	Morningstar Sector
⊕ Vanguard Total Stock Mkt Idx Instl Pls	-	52.61	52.61	-	-
⊕ Vanguard Total Intl Stock Index Inv	-	37.12	89.73	-	-
⊕ Vanguard Total Bond Market II Idx Inv	-	6.80	96.54	-	-
⊖ Vanguard Total Intl Bd II Idx Instl	-	2.92	99.45	-	-
⊖ Mktliq 12/31/2049	-	0.58	100.03	-	-
⊕ Us Dollar	-	0.03	100.06	-	-

## Total Holdings 6

⊕ Increase ⊖ Decrease ✨ New to Portfolio

# Vanguard Target Retirement 2065 Fund VLXVX

**Morningstar Category**  
Target-Date 2065+

**Morningstar Index**  
Morningstar Mod Tgt Risk TR USD

## Portfolio Manager(s)

Walter Nejman since 07-2017  
Aurélie Denis since 02-2023  
Michael Roach since 02-2023  
Roger Aliaga-Diaz since 02-2023

## Quantitative Screens

- ✔ **Performance:** The fund has finished in the Target-Date 2065+ category's top three quartiles in 6 of the 8 years it's been in existence.
- ✔ **Management:** The fund's management has been in place for 8.72 years.
- ✔ **Style:** The fund has landed in its primary style box — Large Blend — 100 % of the time over the past three years.
- ✔ **Net Expense:** The fund's expense ratio of 0.08 is 85.45% lower than the Target-Date 2065+ category average.

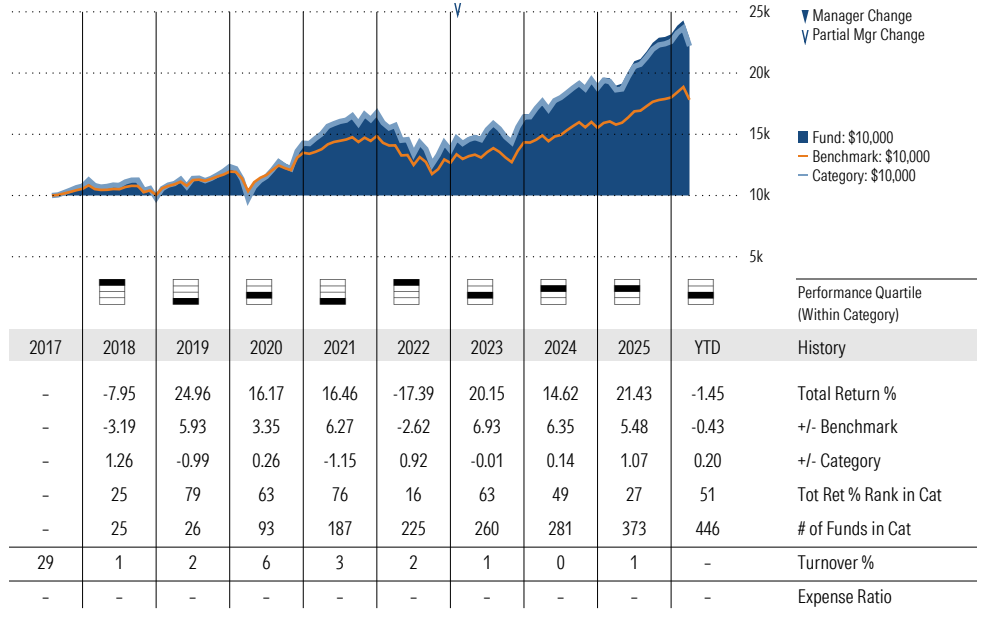
## Morningstar Investment Management LLC Analysis

This fund passes all of Morningstar Investment Management's quantitative screens. Morningstar Investment Management has also assessed the fund from a qualitative perspective and, as a fiduciary, is comfortable recommending the fund's use in retirement plans.

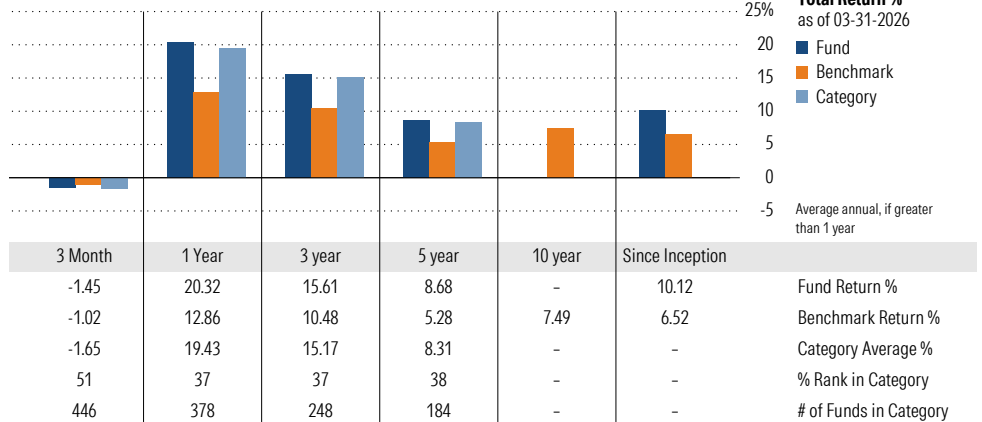
## ESG Metrics

Metric	Rating	Updated
Sustainability Rating	3	02-28-2026
Carbon Risk Score	Low Risk	12-31-2022
ESG Commitment	1-Low	02-15-2022

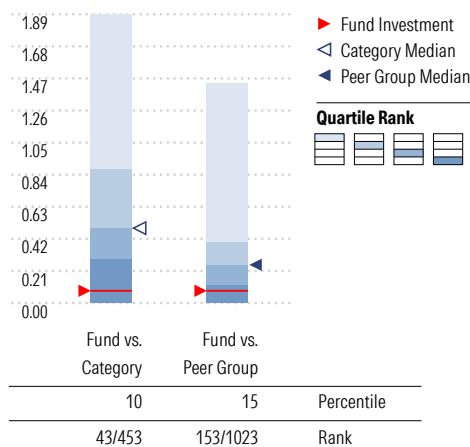
## Growth of \$10,000



## Trailing Performance



## Net Expense



Peer group is a subset of the category and includes funds with the same management style (active vs. passive) and similar share class characteristics.

## 3-Year Risk Metrics

Metric	Fund	Bmark	Cat
Alpha	3.12	-	2.67
Beta	1.16	-	1.19
R-Squared	94.47	-	91.77
Standard Deviation	10.84	9.10	11.69
Sharpe Ratio	0.96	0.62	0.89
Tracking Error	2.92	-	4.00
Information Ratio	1.76	-	1.31
Up Capture Ratio	128.12	-	129.03
Down Capture Ratio	107.59	-	111.96

## Portfolio Metrics

Metric	Fund	Bmark	Cat
Price/Earnings Ratio	20.89	20.69	20.90
Price/Book Ratio	2.87	2.69	2.92
Avg Eff Duration	6.07	-	8.70

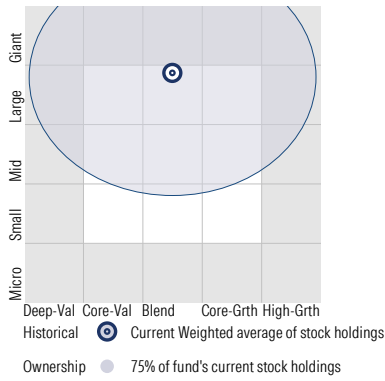
# Vanguard Target Retirement 2065 Fund VLXVX

**Morningstar Category**  
Target-Date 2065+

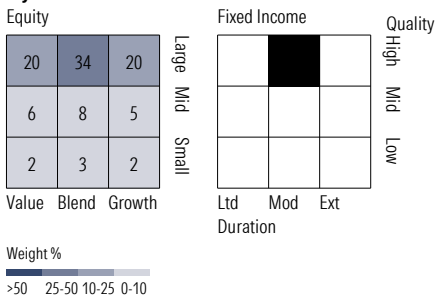
**Morningstar Index**  
Morningstar Mod Tgt Risk TR USD

## Style Analysis as of 03-31-2026

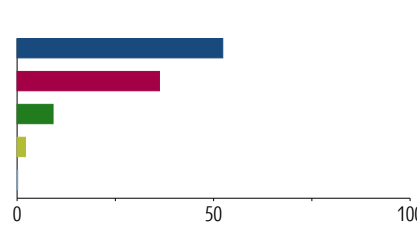
Morningstar Style Box™



## Style Breakdown

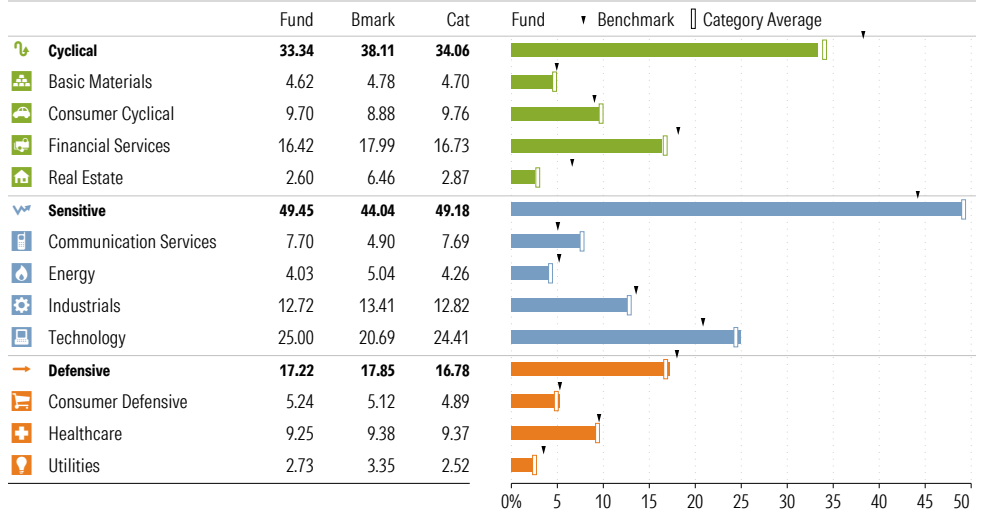


## Asset Allocation as of 03-31-2026



Asset Class	Net %	Cat%
US Stocks	52.33	41.81
Non-US Stocks	36.22	30.52
Bonds	9.15	3.50
Cash	2.13	1.29
Other	0.15	22.88
<b>Total</b>	<b>100.00</b>	<b>100.00</b>

## Sector Weighting as of 03-31-2026



## Top 6 Holdings as of 03-31-2026

Name	Maturity Date	% Net Asset	Cumulative %	YTD Return %	Morningstar Sector
⊕ Vanguard Total Stock Mkt Idx Instl Pls	-	52.66	52.66	-	-
⊕ Vanguard Total Intl Stock Index Inv	-	37.14	89.80	-	-
⊕ Vanguard Total Bond Market II Idx Inv	-	6.81	96.61	-	-
⊖ Vanguard Total Intl Bd II Idx Instl	-	2.91	99.51	-	-
⊖ Mktliq 12/31/2049	-	0.57	100.09	-	-
⊕ Us Dollar	-	0.09	100.17	-	-

## Total Holdings 6

⊕ Increase ⊖ Decrease ✨ New to Portfolio

# Vanguard Target Retirement 2070 Fund VSVNX

**Morningstar Category**  
Target-Date 2065+

**Morningstar Index**  
Morningstar Mod Tgt Risk TR USD

## Portfolio Manager(s)

Walter Nejman since 06-2022  
Aur lie Denis since 02-2023  
Michael Roach since 02-2023  
Roger Aliaga-Diaz since 02-2023

## Quantitative Screens

- ✔ **Performance:** The fund has finished in the Target-Date 2065+ category's top three quartiles in 3 of the 3 years it's been in existence.
- ✔ **Management:** The fund's management has been in place for 3.76 years.
- ✔ **Style:** The fund has landed in its primary style box — Large Blend — 100 % of the time over the past three years.
- ✔ **Net Expense:** The fund's expense ratio of 0.08 is 85.45% lower than the Target-Date 2065+ category average.

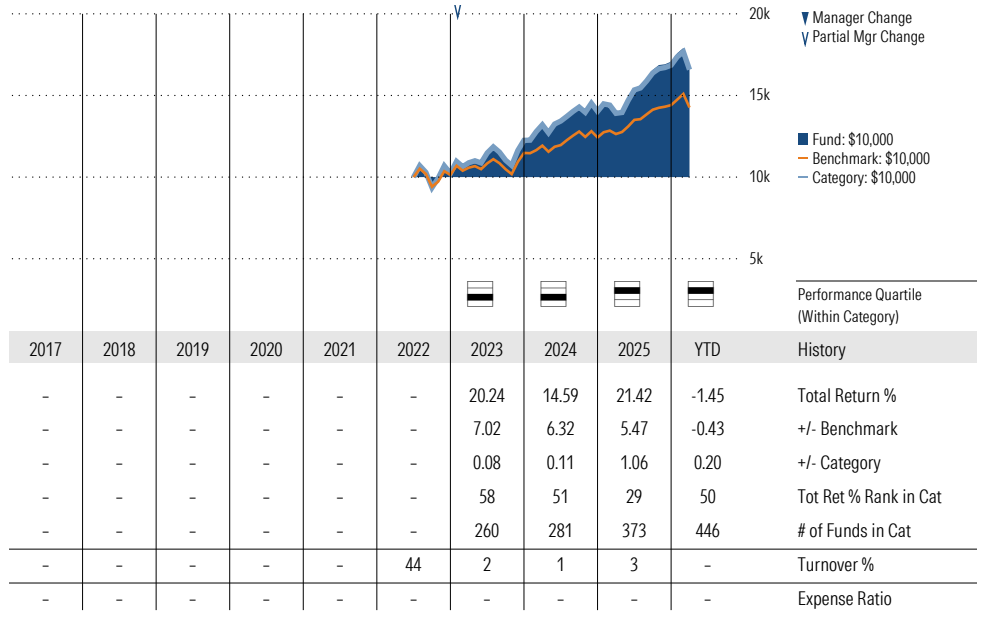
## Morningstar Investment Management LLC Analysis

This fund passes all of Morningstar Investment Management's quantitative screens. Morningstar Investment Management has also assessed the fund from a qualitative perspective and, as a fiduciary, is comfortable recommending the fund's use in retirement plans.

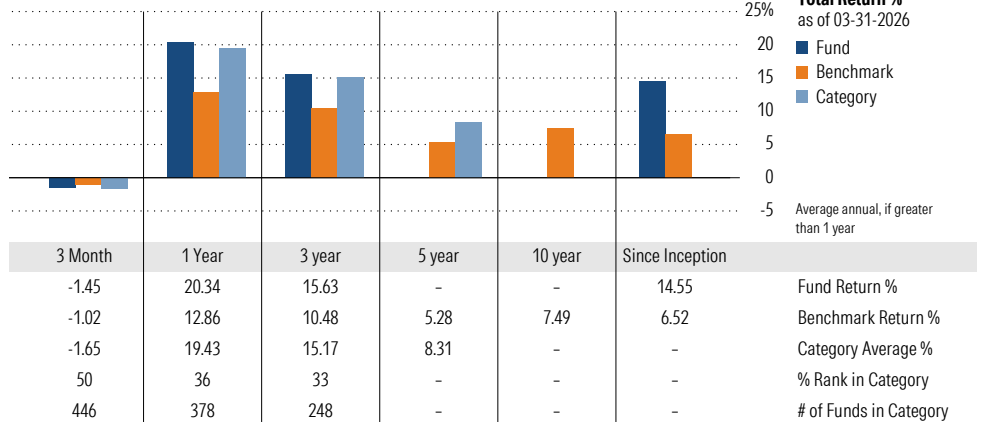
## ESG Metrics

Metric	Rating	Updated
Sustainability Rating	3	02-28-2026
Carbon Risk Score	Low Risk	12-31-2022

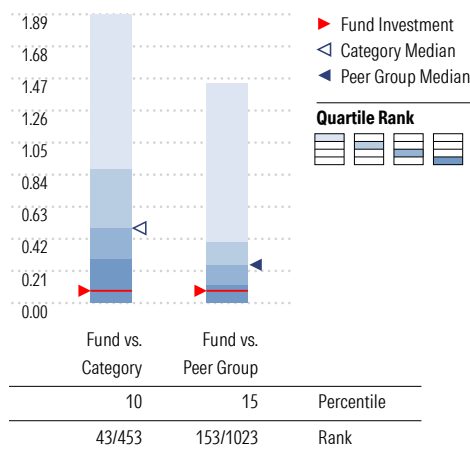
## Growth of \$10,000



## Trailing Performance



## Net Expense



Peer group is a subset of the category and includes funds with the same management style (active vs. passive) and similar share class characteristics.

## 3-Year Risk Metrics

	Fund	Bmark	Cat
Alpha	3.15	-	2.67
Beta	1.16	-	1.19
R-Squared	94.36	-	91.77
Standard Deviation	10.83	9.10	11.69
Sharpe Ratio	0.96	0.62	0.89
Tracking Error	2.94	-	4.00
Information Ratio	1.75	-	1.31
Up Capture Ratio	128.22	-	129.03
Down Capture Ratio	107.62	-	111.96

## Portfolio Metrics

	Fund	Bmark	Cat
Price/Earnings Ratio	20.88	20.69	20.90
Price/Book Ratio	2.87	2.69	2.92
Avg Eff Duration	6.05	-	8.70

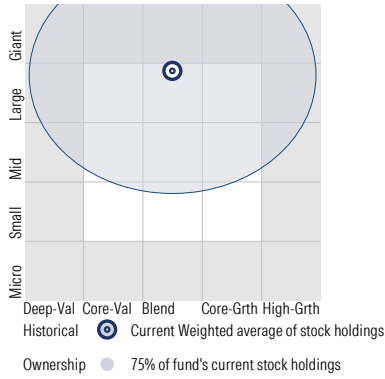
# Vanguard Target Retirement 2070 Fund VSVNX

**Morningstar Category**  
Target-Date 2065+

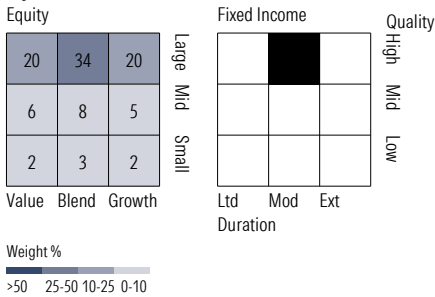
**Morningstar Index**  
Morningstar Mod Tgt Risk TR USD

## Style Analysis as of 03-31-2026

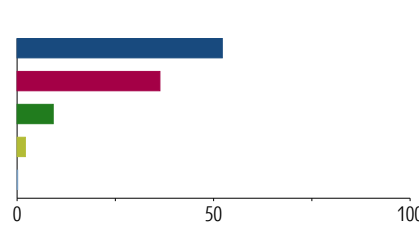
Morningstar Style Box™



## Style Breakdown

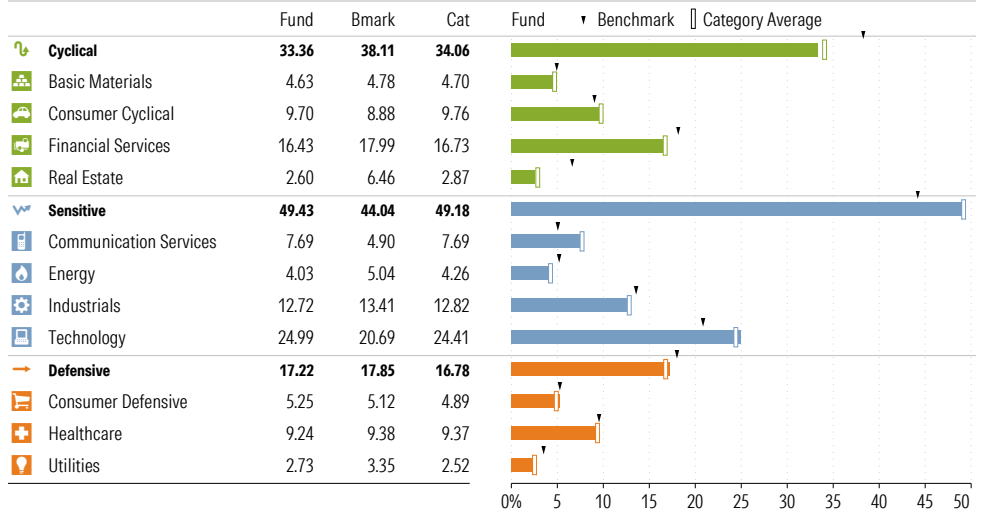


## Asset Allocation as of 03-31-2026



Asset Class	Net %	Cat%
US Stocks	52.21	41.81
Non-US Stocks	36.34	30.52
Bonds	9.19	3.50
Cash	2.10	1.29
Other	0.15	22.88
<b>Total</b>	<b>100.00</b>	<b>100.00</b>

## Sector Weighting as of 03-31-2026



## Top 6 Holdings as of 03-31-2026

Name	Maturity Date	% Net Asset	Cumulative %	YTD Return %	Morningstar Sector
⊕ Vanguard Total Stock Mkt Idx Instl Pls	-	52.54	52.54	-	-
⊕ Vanguard Total Intl Stock Index Inv	-	37.26	89.80	-	-
⊕ Vanguard Total Bond Market II Idx Inv	-	6.81	96.61	-	-
⊕ Vanguard Total Intl Bd II Idx Instl	-	2.94	99.55	-	-
⊖ Mktliq 12/31/2049	-	0.56	100.11	-	-
⊕ Us Dollar	-	0.11	100.22	-	-

## Total Holdings 6

⊕ Increase ⊖ Decrease ✨ New to Portfolio

# Vanguard Target Retirement Income Fund VTINX

**Morningstar Category**  
Target-Date Retirement

**Morningstar Index**  
Morningstar Lifetime Mod Incm TR USD

## Portfolio Manager(s)

Walter Nejman since 02-2013  
Aurélie Denis since 02-2023  
Michael Roach since 02-2023  
Roger Aliaga-Diaz since 02-2023

## Quantitative Screens

✔ **Performance:** The fund has finished in the Target-Date Retirement category's top three quartiles in 10 of the 10 years it's been in existence.

✔ **Management:** The fund's management has been in place for 13.11 years.

✔ **Style:** The fund has landed in its primary style box — Large Blend — 100% of the time over the past three years.

✔ **Net Expense:** The fund's expense ratio of 0.08 is 84% lower than the Target-Date Retirement category average.

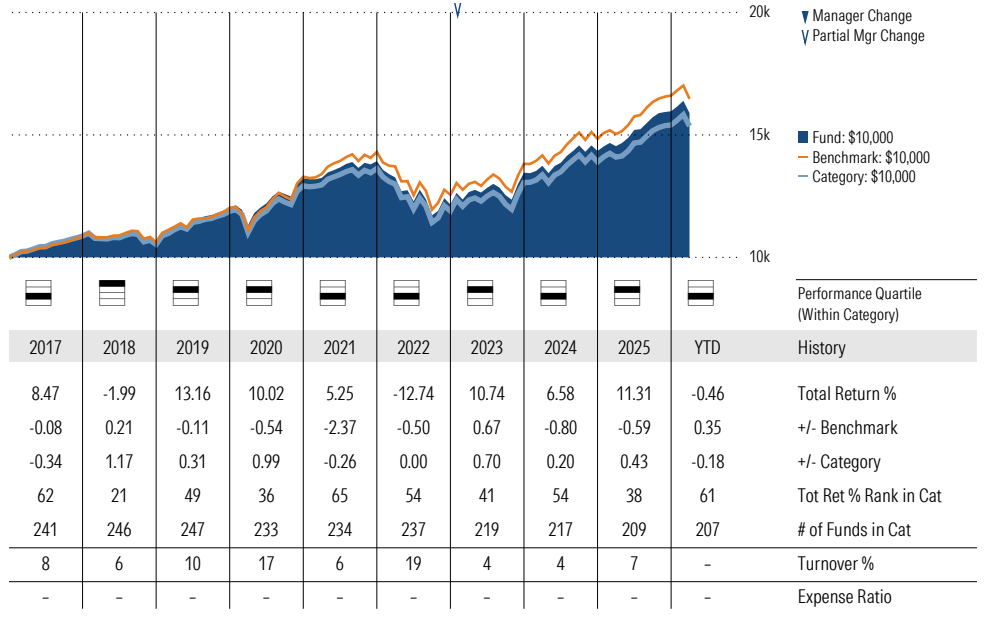
## Morningstar Investment Management LLC Analysis

This fund passes all of Morningstar Investment Management's quantitative screens. Morningstar Investment Management has also assessed the fund from a qualitative perspective and, as a fiduciary, is comfortable recommending the fund's use in retirement plans.

## ESG Metrics

Metric	Rating	Updated
Sustainability Rating	4	02-28-2026
ESG Commitment	1-Low	02-15-2022

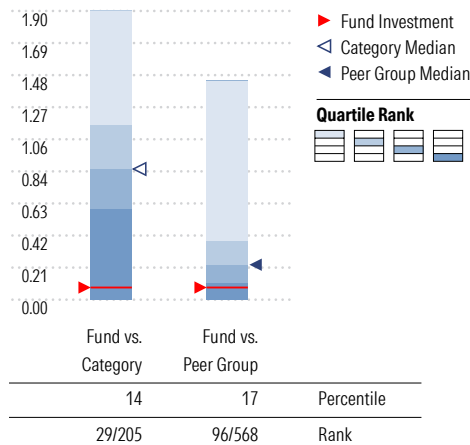
## Growth of \$10,000



## Trailing Performance



## Net Expense



Peer group is a subset of the category and includes funds with the same management style (active vs. passive) and similar share class characteristics.

## 3-Year Risk Metrics

	Fund	Bmark	Cat
Alpha	0.17	-	-0.44
Beta	0.94	-	1.01
R-Squared	99.03	-	97.32
Standard Deviation	5.85	6.21	6.33
Sharpe Ratio	0.51	0.53	0.45
Tracking Error	0.70	-	1.20
Information Ratio	-0.50	-	-0.34
Up Capture Ratio	93.88	-	97.44
Down Capture Ratio	91.29	-	101.01

## Portfolio Metrics

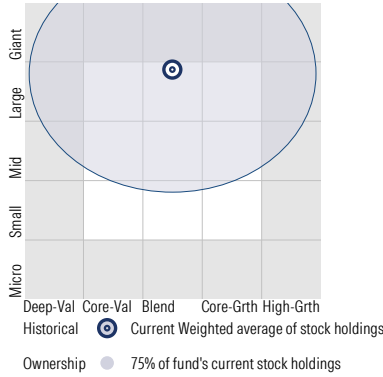
	Fund	Bmark	Cat
Price/Earnings Ratio	20.90	22.52	21.39
Price/Book Ratio	2.87	3.27	2.92
Avg Eff Duration	5.21	-	5.50

# Vanguard Target Retirement Income Fund VTINX

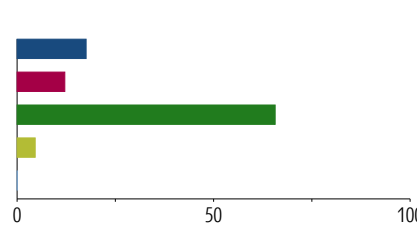
**Morningstar Category**  
Target-Date Retirement

**Morningstar Index**  
Morningstar Lifetime Mod Incm TR USD

**Style Analysis** as of 03-31-2026  
Morningstar Style Box™

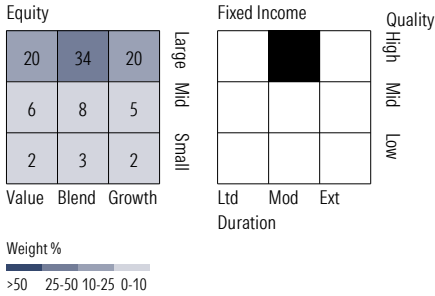


**Asset Allocation** as of 03-31-2026

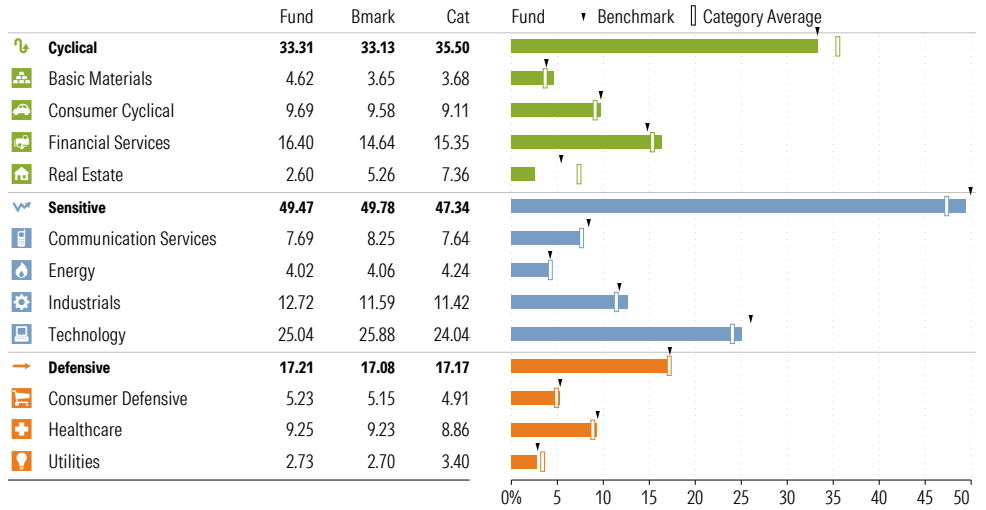


Asset Class	Net %	Cat%
US Stocks	17.56	19.29
Non-US Stocks	12.14	9.55
Bonds	65.66	45.42
Cash	4.60	5.81
Other	0.05	19.94
<b>Total</b>	<b>100.00</b>	<b>100.00</b>

**Style Breakdown**



**Sector Weighting** as of 03-31-2026



**Top 7 Holdings** as of 03-31-2026

Name	Maturity Date	% Net Asset	Cumulative %	YTD Return %	Morningstar Sector
⊖ Vanguard Total Bond Market II Idx Inv	-	37.06	37.06	-	-
⊖ Vanguard Total Stock Mkt Idx Instl Pls	-	17.67	54.73	-	-
⊖ Vanguard Shrt-Term Infl-Prot Sec Idx Adm	-	16.62	71.35	-	-
⊖ Vanguard Total Intl Bd II Idx Instl	-	15.55	86.90	-	-
⊖ Vanguard Total Intl Stock Index Inv	-	12.44	99.34	-	-
⊖ Mktliq 12/31/2049	-	0.65	99.99	-	-
⊕ Us Dollar	-	0.01	100.00	-	-

**Total Holdings 7**

⊕ Increase ⊖ Decrease ✨ New to Portfolio