























































BIO SERV INC PROFIT SHARING PLAN

Screens Summary (Data as of 03-31-2026)

 Fund Removed from Approved List
  Fund on Watch List

Name	Ticker	Asset Class	Trailing Performance and Risk				Management			Style		Expense		ESG Metrics				
			1 Yr	3 Yr	5 Yr	10 Yr	Pass/ Fail	Std Dev 3 Yr %	Beta 3 Yr %	Tenure	Pass/ Fail	Style Box	Pass/ Fail	Exp Ratio	Pass/ Fail	Sustain. Rating Updated	Commit. Level Updated	Carbon Risk Updated
US Stock																		
JPMorgan US Equity R6	JUEMX	Large Blend	12.23	15.92	10.72	14.18		12.69	1.04	11.62				0.44		3	2-Basic	Low Risk
percentile rank			77	61	51	12												
# of funds in category			1,457	1,349	1,250	987									02-28-2026	03-11-2022	12-31-2022	
Fidelity 500 Index	FXAIX	Large Blend Index	17.79	18.30	12.05	14.15		12.05	1.00	17.17				0.02		3	1-Low	Low Risk
percentile rank			33	23	17	13												
# of funds in category			1,457	1,349	1,250	987									02-28-2026	07-19-2023	12-31-2022	
American Century Ultra® R6	AULDIX	Large Growth	16.31	18.38	10.05	16.69		15.53	1.01	17.28				0.52		3	-	Low Risk
percentile rank			52	60	41	15												
# of funds in category			1,213	1,135	1,073	882									02-28-2026	-	12-31-2022	
Hartford Dividend and Growth R6	HDGVX	Large Value	12.49	13.22	9.71	11.95		10.77	0.80	16.09				0.63		4	1-Low	Low Risk
percentile rank			72	63	50	19												
# of funds in category			1,198	1,155	1,089	918									02-28-2026	02-15-2022	12-31-2022	
Vanguard Mid Cap Index Admiral	VIMAX	Mid-Cap Blend	12.75	12.60	6.97	10.71		14.64	0.95	2.66				0.05		4	1-Low	Medium Risk
percentile rank			67	44	51	33												
# of funds in category			492	435	406	313									02-28-2026	02-15-2022	12-31-2022	
PGIM Jennison Small Company R6	PISQX	Small Growth	18.05	10.18	5.48	10.99		17.04	0.79	12.35				0.69		3	-	Medium Risk
percentile rank			49	47	14	36												
# of funds in category			643	626	602	489									02-28-2026	-	12-31-2022	
Vanguard Small Cap Value Index Admiral	VSIAX	Small Value	18.94	13.37	7.84	10.11		17.00	0.85	9.93				0.07		5	1-Low	Medium Risk
percentile rank			56	29	27	20												
# of funds in category			563	541	517	427									02-28-2026	02-15-2022	12-31-2022	
Non-US Stock																		
American Funds New World R6	RNWGX	Diversified Emerging Mkts	24.59	13.85	5.13	9.73		12.48	0.73	26.81				0.57		4	1-Low	Medium Risk
percentile rank			81	67	38	12												
# of funds in category			816	775	697	531									02-28-2026	02-15-2022	12-31-2022	
Hartford International Opportunities R6	IHOVX	Foreign Large Blend	21.51	14.12	6.55	8.27		12.13	0.87	16.09				0.69		3	-	Medium Risk
percentile rank			63	55	69	56												
# of funds in category			839	800	749	589									02-28-2026	-	12-31-2022	
Vanguard Developed Markets Index Admiral	VTMGX	Foreign Large Blend Index	29.60	15.96	8.80	9.20		13.68	1.00	13.11				0.05		2	1-Low	Low Risk
percentile rank			12	22	22	22												
# of funds in category			839	800	749	589									02-28-2026	02-15-2022	12-31-2022	
Alternative																		
Vanguard Real Estate Index Admiral	VGSLX	Real Estate	1.84	6.41	3.17	4.64		16.54	1.01	29.90		-		0.13		2	1-Low	Low Risk
percentile rank			65	56	63	57												
# of funds in category			248	237	230	185									02-28-2026	02-15-2022	12-31-2022	

BIO SERV INC PROFIT SHARING PLAN

Screens Summary (Data as of 03-31-2026)

⊖ Fund Removed from Approved List ⚠ Fund on Watch List

Name	Ticker	Asset Class	Trailing Performance and Risk				Management			Style		Expense		ESG Metrics				
			1 Yr	3 Yr	5 Yr	10 Yr	Pass/ Fail	Std Dev 3 Yr %	Beta 3 Yr %	Tenure	Pass/ Fail	Style Box	Pass/ Fail	Exp Ratio	Sustain. Rating	Commit. Level	Carbon Risk	
																Updated	Updated	Updated
Fixed Income																		
Loomis Sayles Core Plus Bond N	NERNX	Core Plus Bond	5.04	3.73	0.61	2.70	✓	6.33	1.12	29.27	✓	—	—	0.39	✓	3	1-Low	-
percentile rank			16	82	55	23												
# of funds in category			622	582	540	430									02-28-2026	02-15-2022	-	
Vanguard Inflation-Protected Secs Adm	VAIPX	Inflation-Protected Bond	2.98	3.09	1.37	2.55	✓	4.30	1.01	4.39	✓	—	—	0.10	✓	3	-	-
percentile rank			38	46	43	44												
# of funds in category			181	174	166	140									02-28-2026	-	-	
BNY Mellon Bond Market Index I	DBIRX	Intermediate-Term Bond	4.23	3.44	0.11	1.52	✓	5.56	0.99	4.42	✓	☒	—	0.15	✓	3	-	-
percentile rank			58	74	70	74												
# of funds in category			551	515	468	345									02-28-2026	-	-	
Lincoln Stable Value Account -LNGPA		Stable Value	-	-	-	-	—	-	-	42.94	✓	—	—	-	-	-	-	-
percentile rank			-	-	-	-												
# of funds in category			38	-	-	-												
Vanguard Ultra-Short-Term Bond Admiral	VUSFX	Ultrashort Bond	4.47	5.22	3.29	2.63	✓	0.69	0.10	6.37	✓	—	—	0.09	✓	3	-	-
percentile rank			33	50	69	49												
# of funds in category			256	219	187	117									02-28-2026	-	-	
Balanced																		
Vanguard LifeStrategy Cnsvr Gr Inv	VSCGX	Target Risk	11.12	8.93	4.04	5.80	✓	7.07	0.94	4.10	✓	☒	✓	0.10	✓	3	1-Low	-
percentile rank			35	29	43	28												
# of funds in category			250	239	231	193									02-28-2026	07-19-2023	-	
Vanguard LifeStrategy Growth Inv	VASGX	Target Risk	18.45	14.25	7.69	9.76	✓	10.08	0.94	4.10	✓	☒	✓	0.10	✓	3	1-Low	Low Risk
percentile rank			24	17	26	15												
# of funds in category			201	196	191	161									02-28-2026	07-19-2023	12-31-2022	
Vanguard LifeStrategy Income Inv	VASIX	Target Risk	7.40	6.25	2.15	3.73	✓	5.80	0.91	4.10	✓	☒	✓	0.10	✓	3	1-Low	-
percentile rank			58	70	84	64												
# of funds in category			93	90	85	74									02-28-2026	07-19-2023	-	
Vanguard LifeStrategy Mod Gr Inv Shrs	VSMGX	Target Risk	14.77	11.57	5.86	7.79	✓	8.53	0.93	4.10	✓	☒	✓	0.10	✓	3	1-Low	Low Risk
percentile rank			47	38	44	21												
# of funds in category			455	449	434	357									02-28-2026	07-19-2023	12-31-2022	