

ERIKSEN CONSTRUCTION CO INC 401K

Screens Summary (Data as of 03-31-2026)










































⊖ Fund Removed from Approved List ⚠ Fund on Watch List

Name	Ticker	Asset Class	Trailing Performance and Risk				Management			Style		Expense		ESG Metrics				
			1 Yr	3 Yr	5 Yr	10 Yr	Pass/ Fail	Std Dev 3 Yr %	Beta 3 Yr %	Tenure	Pass/ Fail	Style Box	Pass/ Fail	Exp Ratio	Pass/ Fail	Sustain. Rating Updated	Commit. Level Updated	Carbon Risk Updated
US Stock																		
American Funds Invmt Co of Amer R6	RICGX	Large Blend	18.51	20.42	13.03	13.52	✓	12.02	0.97	34.10	✓	🇺🇸	✓	0.27	✓	2	-	Low Risk
percentile rank			25	7	8	39												
# of funds in category			1,457	1,349	1,250	987									02-28-2026	-	12-31-2022	
Fidelity 500 Index	FXAIX	Large Blend Index	17.79	18.30	12.05	14.15	✓	12.05	1.00	17.17	✓	🇺🇸	✓	0.02	✓	3	1-Low	Low Risk
percentile rank			33	23	17	13												
# of funds in category			1,457	1,349	1,250	987									02-28-2026	07-19-2023	12-31-2022	
JPMorgan Large Cap Growth R6	JLGMX	Large Growth	13.47	20.19	10.90	18.28	✓	15.64	1.01	21.67	✓	🇺🇸	✓	0.44	✓	2	2-Basic	Low Risk
percentile rank			68	39	32	6												
# of funds in category			1,213	1,135	1,073	882									02-28-2026	04-07-2022	12-31-2022	
Putnam Large Cap Value R6	PEQSX	Large Value	18.59	18.13	13.31	13.61	✓	11.53	0.89	13.59	✓	🇺🇸	✓	0.52	✓	3	-	Medium Risk
percentile rank			21	8	3	2												
# of funds in category			1,198	1,155	1,089	918									02-28-2026	-	12-31-2022	
⚠ American Century Heritage R6	ATHDX	Mid-Cap Growth	8.60	11.67	3.90	11.33	✓	18.13	1.00	10.09	✓	🇺🇸	✓	0.65	✓	3	-	Low Risk
percentile rank			60	41	36	31												
# of funds in category			584	566	545	460									02-28-2026	-	12-31-2022	
JHancock Disciplined Value Mid Cap R6	JVMRX	Mid-Cap Value	14.64	12.74	8.63	10.47	✓	15.01	0.96	24.76	✓	🇺🇸	✗	0.74	✓	4	-	Medium Risk
percentile rank			51	48	43	28												
# of funds in category			482	455	432	354									02-28-2026	-	12-31-2022	
Voya Small Cap Growth R6	VLNPX	Small Growth	24.71	14.13	-	-	✓	19.25	0.93	21.51	✓	🇺🇸	✓	0.86	✓	2	-	Medium Risk
percentile rank			21	16	-	-												
# of funds in category			643	626	602	489									02-28-2026	-	12-31-2022	
Vanguard Small Cap Value Index Admiral	VSIAX	Small Value	18.94	13.37	7.84	10.11	✓	17.00	0.85	9.93	✓	🇺🇸	✓	0.07	✓	5	1-Low	Medium Risk
percentile rank			56	29	27	20												
# of funds in category			563	541	517	427									02-28-2026	02-15-2022	12-31-2022	
Non-US Stock																		
American Funds New World R6	RNWXG	Diversified Emerging Mkts	24.59	13.85	5.13	9.73	✓	12.48	0.73	26.81	✓	🇺🇸	✓	0.57	✓	4	1-Low	Medium Risk
percentile rank			81	67	38	12												
# of funds in category			816	775	697	531									02-28-2026	02-15-2022	12-31-2022	
Hartford Schroders International Stk SDR	SCIJX	Foreign Large Blend	14.51	11.45	5.94	9.64	✓	12.34	0.87	16.09	✓	🇺🇸	✗	0.69	✓	4	-	Low Risk
percentile rank			90	85	79	12												
# of funds in category			839	800	749	589									02-28-2026	-	12-31-2022	
Fidelity International Index	FSPSX	Foreign Large Blend Index	23.40	14.60	8.59	8.82	✓	13.00	0.94	17.22	✓	🇺🇸	✓	0.04	✓	3	1-Low	Low Risk
percentile rank			45	44	25	36												
# of funds in category			839	800	749	589									02-28-2026	02-15-2022	12-31-2022	
MFS International Growth R6	MGRDX	Foreign Large Growth	12.22	10.40	6.34	9.47	✓	12.87	0.90	14.25	✓	🇺🇸	✓	0.69	✓	4	-	Low Risk
percentile rank			49	39	17	13												
# of funds in category			432	409	382	268									02-28-2026	-	12-31-2022	
Hartford International Value R6	HILUX	Foreign Large Value	33.33	20.34	14.20	-	✓	12.94	0.89	12.59	✓	🇺🇸	✓	0.80	✓	2	-	Medium Risk
percentile rank			34	27	6	-												
# of funds in category			399	376	358	286									02-28-2026	-	12-31-2022	

ERIKSEN CONSTRUCTION CO INC 401K

Screens Summary (Data as of 03-31-2026)

 Fund Removed from Approved List
  Fund on Watch List

Name	Ticker	Asset Class	Trailing Performance and Risk				Management			Style		Expense		ESG Metrics				
			1 Yr	3 Yr	5 Yr	10 Yr	Pass/ Fail	Std Dev 3 Yr %	Beta 3 Yr %	Tenure	Pass/ Fail	Style Box	Pass/ Fail	Exp Ratio	Pass/ Fail	Sustain. Rating Updated	Commit. Level Updated	Carbon Risk Updated
American Funds New Perspective R6 percentile rank # of funds in category	RNPGX	Global Stock	17.48 21 330	15.23 29 315	7.72 25 290	12.72 20 206		12.40	1.04	25.35		—		0.40		3 02-28-2026	2-Basic 02-15-2022	Low Risk 12-31-2022
Alternative																		
Invesco Balanced-Risk Commodity Strat R6 percentile rank # of funds in category	IBRFX	Commodities Broad Basket	43.41 1 127	16.74 14 118	13.45 57 112	8.71 52 83		11.52	0.85	15.34		—	—	0.98		—	—	—
American Century Global Real Estate R6 percentile rank # of funds in category	ARYDX	Global Real Estate	8.34 53 174	9.07 5 173	4.39 1 169	5.91 4 146		14.71	0.94	14.93				0.76		3 02-28-2026	—	Low Risk 12-31-2022
Fixed Income																		
American Funds American High-Inc R6 percentile rank # of funds in category	RITGX	High Yield Bond	7.50 17 661	9.29 6 637	5.36 3 594	6.75 4 481		4.40	0.98	22.35		—	—	0.36		1 02-28-2026	1-Low 02-15-2022	—
PIMCO Real Return Instl percentile rank # of funds in category	PRRIX	Inflation- Protected Bond	3.13 28 181	3.72 20 174	1.64 19 166	2.95 6 140		4.48	1.04	6.31		—	—	0.55		3 02-28-2026	—	—
Diamond Hill Core Bond Y percentile rank # of funds in category	DHRYX	Intermediate- Term Bond	4.39 35 551	4.78 4 515	1.38 4 468	— — 345		5.40	0.95	9.74			—	0.35		—	—	—
PIMCO Income Instl percentile rank # of funds in category	PIMIX	Multisector Bond	6.91 11 396	7.46 22 379	3.81 16 345	4.85 13 253		4.65	0.82	19.02		—	—	0.54		4 02-28-2026	—	—
Lincoln Stable Value Account -LNGPA percentile rank # of funds in category		Stable Value	— — 38	— — —	— — —	— — —	—	—	—	42.94		—	—	—	—	—	—	—
PIMCO Short-Term Instl percentile rank # of funds in category	PTSHX	Ultrashort Bond	4.66 19 256	5.74 17 219	3.54 36 187	3.03 10 117		0.50	-0.03	15.25		—	—	0.49		3 02-28-2026	—	—
Balanced																		
BlackRock 20/80 Target Allocation K percentile rank # of funds in category	BKCPX	Target Risk	8.54 30 92	6.92 41 91	2.59 54 82	4.31 34 65		6.55	1.18	10.85		—		0.31		3 02-28-2026	—	—
BlackRock 40/60 Target Allocation K percentile rank # of funds in category	BKMPX	Target Risk	11.70 16 230	9.28 32 223	4.45 42 214	6.51 24 178		7.65	1.12	10.85		—		0.32		3 02-28-2026	—	Low Risk 09-30-2022
BlackRock 60/40 Target Allocation K percentile rank # of funds in category	BKGPX	Target Risk	14.88 19 541	11.86 31 517	6.18 52 499	8.38 41 419		8.97	1.06	10.85		—		0.32		3 02-28-2026	—	Low Risk 12-31-2022

ERIKSEN CONSTRUCTION CO INC 401K

Screens Summary (Data as of 03-31-2026)

⊖ Fund Removed from Approved List
 ! Fund on Watch List

Name	Ticker	Asset Class	Trailing Performance and Risk				Management			Style		Expense		ESG Metrics				
			1 Yr	3 Yr	5 Yr	10 Yr	Pass/ Fail	Std Dev 3 Yr %	Beta 3 Yr %	Tenure	Pass/ Fail	Style Box	Pass/ Fail	Exp Ratio	Pass/ Fail	Sustain. Rating Updated	Commit. Level Updated	Carbon Risk Updated
BlackRock 80/20 Target Allocation K	BKAPX	Target Risk	17.90	14.23	7.94	10.25	✔	10.39	1.06	10.85	✔	—	✔	0.30	✔	4	-	Low Risk
percentile rank			28	29	31	23												
# of funds in category			128	128	122	105									02-28-2026	-	12-31-2022	