

BOWEN HEALTH 403B PLAN

Screens Summary (Data as of 03-31-2026)

⊖ Fund Removed from Approved List ⚠ Fund on Watch List

Name	Ticker	Asset Class	Trailing Performance and Risk				Management			Style		Expense		ESG Metrics				
			1 Yr	3 Yr	5 Yr	10 Yr	Pass/ Fail	Std Dev 3 Yr %	Beta 3 Yr %	Tenure	Pass/ Fail	Style Box	Pass/ Fail	Exp Ratio	Sustain. Rating Updated	Commit. Level Updated	Carbon Risk Updated	
US Stock																		
Vanguard 500 Index Admiral	VFIAX	Large Blend Index	17.75	18.27	12.02	14.12	✓	12.06	1.00	8.34	✓	🇺🇸	✓	0.04	✓	3	1-Low	Low Risk
percentile rank			34	25	19	15												
# of funds in category			1,457	1,349	1,250	987									02-28-2026	02-15-2022	12-31-2022	
MFS Growth R6	MFEKX	Large Growth	10.67	17.81	8.99	14.66	✓	15.14	0.97	24.01	✓	🇺🇸	✓	0.52	✓	4	2-Basic	Low Risk
percentile rank			78	65	55	46												
# of funds in category			1,213	1,135	1,073	882									02-28-2026	02-15-2022	12-31-2022	
Invesco Diversified Dividend R6	LCEFX	Large Value	14.03	12.96	9.32	8.91	✓	11.79	0.91	10.10	✓	🇺🇸	✓	0.47	✓	4	-	Medium Risk
percentile rank			60	66	60	90												
# of funds in category			1,198	1,155	1,089	918									02-28-2026	-	12-31-2022	
Vanguard Mid Cap Index Admiral	VIMAX	Mid-Cap Blend	12.75	12.60	6.97	10.71	✓	14.64	0.95	2.66	✗	🇺🇸	✓	0.05	✓	4	1-Low	Medium Risk
percentile rank			67	44	51	33												
# of funds in category			492	435	406	313									02-28-2026	02-15-2022	12-31-2022	
PGIM Jennison Small Company R6	PJSQX	Small Growth	18.05	10.18	5.48	10.99	✓	17.04	0.79	12.35	✓	🇺🇸	✗	0.69	✓	3	-	Medium Risk
percentile rank			49	47	14	36												
# of funds in category			643	626	602	489									02-28-2026	-	12-31-2022	
DFA US Small Cap Value I	DFS VX	Small Value	26.13	14.71	9.98	10.88	✓	19.17	0.97	14.10	✓	🇺🇸	✓	0.31	✓	3	-	Medium Risk
percentile rank			20	17	7	13												
# of funds in category			563	541	517	427									02-28-2026	-	12-31-2022	
Non-US Stock																		
American Funds New World R6	RNWGX	Diversified Emerging Mkts	24.59	13.85	5.13	9.73	✓	12.48	0.73	26.81	✓	🇺🇸	✓	0.57	✓	4	1-Low	Medium Risk
percentile rank			81	67	38	12												
# of funds in category			816	775	697	531									02-28-2026	02-15-2022	12-31-2022	
American Funds Intl Gr and Inc R6	RIGGX	Foreign Large Blend	28.19	15.39	8.07	9.06	✓	12.39	0.91	17.51	✓	🇺🇸	✓	0.53	✓	3	1-Low	Low Risk
percentile rank			17	29	38	27												
# of funds in category			839	800	749	589									02-28-2026	02-15-2022	12-31-2022	
Vanguard Developed Markets Index Admiral	VTMGX	Foreign Large Blend Index	29.60	15.96	8.80	9.20	✓	13.68	1.00	13.11	✓	🇺🇸	✓	0.05	✓	2	1-Low	Low Risk
percentile rank			12	22	22	22												
# of funds in category			839	800	749	589									02-28-2026	02-15-2022	12-31-2022	
Alternative																		
Vanguard Real Estate Index Admiral	VGSLX	Real Estate	1.84	6.41	3.17	4.64	✓	16.54	1.01	29.90	✓	—	✓	0.13	✓	2	1-Low	Low Risk
percentile rank			65	56	63	57												
# of funds in category			248	237	230	185									02-28-2026	02-15-2022	12-31-2022	
Fixed Income																		
Vanguard Inflation-Protected Secs Adm	VAIPX	Inflation-Protected Bond	2.98	3.09	1.37	2.55	✓	4.30	1.01	4.39	✓	—	—	0.10	✓	3	-	-
percentile rank			38	46	43	44												
# of funds in category			181	174	166	140									02-28-2026	-	-	

BOWEN HEALTH 403B PLAN

Screens Summary (Data as of 03-31-2026)


⊖ Fund Removed from Approved List ⚠ Fund on Watch List


Name	Ticker	Asset Class	Trailing Performance and Risk				Management			Style	Expense		ESG Metrics						
			1 Yr	3 Yr	5 Yr	10 Yr	Pass/ Fail	Std Dev 3 Yr %	Beta 3 Yr %	Tenure	Pass/ Fail	Style Box	Pass/ Fail	Exp Ratio	Pass/ Fail	Sustain. Rating	Commit. Level	Carbon Risk	
																	Updated	Updated	Updated
Baird Aggregate Bond Inst percentile rank # of funds in category	BAGIX	Intermediate-Term Bond	4.35 41 551	4.12 24 515	0.55 22 468	2.12 18 345	✔	5.73	1.01	25.52	✔	☒	-	0.30	✔	4	1-Low	-	
PIMCO Income Instl percentile rank # of funds in category	PIMIX	Multisector Bond	6.91 11 396	7.46 22 379	3.81 16 345	4.85 13 253	✔	4.65	0.82	19.02	✔	-	-	0.54	✔	4	-	-	
Lincoln Stable Value Account -LNGPA percentile rank # of funds in category		Stable Value	- - 38	- - -	- - -	- - -	-	-	-	42.94	✔	-	-	-	-	-	-	-	
Federated Hermes Govt Ultrashort R6 percentile rank # of funds in category	FGULX	Ultrashort Bond	4.71 16 256	5.17 53 219	3.41 51 187	2.43 70 117	✔	0.62	0.10	28.74	✔	-	-	0.24	✔	-	-	-	









Target Date																		
Vanguard Target Retirement 2020 Fund percentile rank # of funds in category	VTWNX	Target Date	10.37 64 150	8.90 62 136	4.41 53 123	6.64 50 84	✔	6.50	0.83	13.11	✔	-	✔	0.08	✔	3	1-Low	-
Vanguard Target Retirement 2025 Fund percentile rank # of funds in category	VTVX	Target Date	13.02 15 191	10.64 14 176	5.36 15 162	7.63 22 114	✔	7.70	0.90	13.11	✔	-	✔	0.08	✔	3	1-Low	Low Risk
Vanguard Target Retirement 2030 Fund percentile rank # of funds in category	VTHRX	Target Date	14.79 9 275	11.80 9 258	6.09 13 243	8.40 27 168	✔	8.63	0.93	13.11	✔	-	✔	0.08	✔	3	1-Low	Low Risk
Vanguard Target Retirement 2035 Fund percentile rank # of funds in category	VTHX	Target Date	16.16 11 270	12.83 20 254	6.79 22 234	9.16 33 168	✔	9.20	0.92	13.11	✔	-	✔	0.08	✔	3	1-Low	Low Risk
Vanguard Target Retirement 2040 Fund percentile rank # of funds in category	VFORX	Target Date	17.57 24 270	13.85 33 251	7.50 37 236	9.91 32 168	✔	9.77	0.91	13.11	✔	-	✔	0.08	✔	3	1-Low	Low Risk
Vanguard Target Retirement 2045 Fund percentile rank # of funds in category	VIVX	Target Date	18.92 21 264	14.82 30 249	8.18 36 234	10.51 25 168	✔	10.34	0.91	13.11	✔	-	✔	0.08	✔	3	1-Low	Low Risk
Vanguard Target Retirement 2050 Fund percentile rank # of funds in category	VVIFX	Target Date	20.35 15 269	15.63 24 251	8.67 25 236	10.78 18 168	✔	10.83	0.93	13.11	✔	-	✔	0.08	✔	3	1-Low	Low Risk
Vanguard Target Retirement 2055 Fund percentile rank # of funds in category	VFFVX	Target Date	20.34 25 263	15.63 28 248	8.67 32 233	10.77 22 168	✔	10.86	0.92	13.11	✔	-	✔	0.08	✔	3	1-Low	Low Risk
Vanguard Target Retirement 2060 Fund percentile rank # of funds in category	VITSX	Target Date	20.35 26 262	15.63 33 247	8.67 34 232	10.77 34 126	✔	10.85	1.16	13.11	✔	-	✔	0.08	✔	3	1-Low	Low Risk
Vanguard Target Retirement 2065 Fund percentile rank # of funds in category	VLVX	Target Date	20.32 37 378	15.61 37 248	8.68 38 184	- - -	✔	10.84	1.16	8.72	✔	-	✔	0.08	✔	3	1-Low	Low Risk

©2026 Morningstar Investment Management LLC. All Rights Reserved. Morningstar Investment Management LLC is a registered investment adviser and subsidiary of Morningstar, Inc. The services are either performed by Morningstar Investment Management or an affiliate. The data shown represents past performance which is no guarantee of future performance. The Morningstar name and logo are registered marks of Morningstar, Inc. This report is not complete without the accompanying disclosure. Please visit https://fiduciaryservices.morningstar.com/Disclosures/Fiduciary_Services_Report_Disclosure.pdf to view these disclosures.







BOWEN HEALTH 403B PLAN**Screens Summary (Data as of 03-31-2026)**
 Fund Removed from Approved List

 Fund on Watch List

Name	Ticker	Asset Class	Trailing Performance and Risk				Management			Style	Expense			ESG Metrics				
			1 Yr	3 Yr	5 Yr	10 Yr	Pass/ Fail	Std Dev 3 Yr %	Beta 3 Yr %	Tenure	Pass/ Fail	Style Box	Pass/ Fail	Exp Ratio	Pass/ Fail	Sustain. Rating Updated	Commit. Level Updated	Carbon Risk Updated
Vanguard Target Retirement 2070 Fund	VSVNX	Target Date	20.34	15.63	-	-		10.83	1.16	3.76		-		0.08		3	-	Low Risk
percentile rank			36	33	-	-												
# of funds in category			378	248	184	-									02-28-2026	-	12-31-2022	
Vanguard Target Retirement Income Fund	VTINX	Target Date	9.30	7.85	3.71	5.04		5.85	0.94	13.11		-		0.08		4	1-Low	-
percentile rank			47	48	48	45												
# of funds in category			206	194	184	125									02-28-2026	02-15-2022	-	

Balanced

American Funds American Balanced R6	RLBGX	Moderate Allocation	17.76	14.65	8.86	9.82		8.74	1.02	27.26		-		0.25		3	1-Low	Low Risk
percentile rank			8	5	4	8												
# of funds in category			541	517	499	419									02-28-2026	02-15-2022	12-31-2022	