

American Funds Intl Gr and Inc R6 RIGGX

Morningstar Category
Foreign Large Blend

Morningstar Index
MSCI ACWI Ex USA NR USD

Portfolio Manager(s)

Andrew Suzman since 10-2008
 Steven Watson since 10-2008
 Patrice Collette since 09-2010
 Leo Hee since 07-2015
 Michael Cohen since 07-2018
 Lisa Thompson since 09-2018

Quantitative Screens

✔ **Performance:** The fund has finished in the Foreign Large Blend category's top three quartiles in 9 of the 10 years it's been in existence.

✔ **Management:** The fund's management has been in place for 15.26 years.

✔ **Style:** The fund has landed in its primary style box — Large Blend — 100 % of the time over the past three years.

✔ **Net Expense:** The fund's expense ratio of 0.54 is 37.93% lower than the Foreign Large Blend category average.

Growth of \$10,000



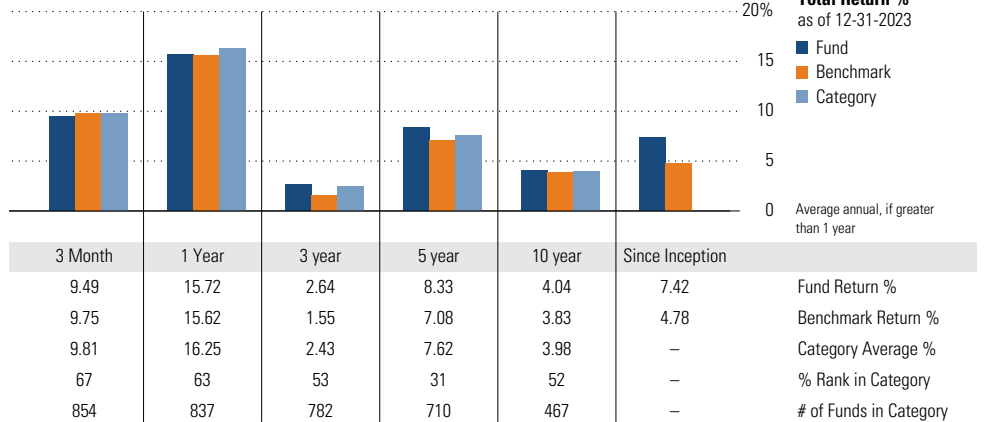
Morningstar Investment Management LLC Analysis

This fund passes all of Morningstar Investment Management's quantitative screens. Morningstar Investment Management has also assessed the fund from a qualitative perspective and, as a fiduciary, is comfortable recommending the fund's use in retirement plans.

ESG Metrics

Metric	Rating	Updated
Sustainability Rating	2	11-30-2023
Carbon Risk Score	Low Risk	12-31-2022
ESG Commitment	1-Low	02-15-2022

Trailing Performance



Net Expense



Peer group is a subset of the category and includes funds with the same management style (active vs. passive) and similar share class characteristics.

3-Year Risk Metrics

	Fund	Bmark	Cat
Alpha	-	-	-
Beta	-	-	-
R-Squared	-	-	-
Standard Deviation	16.69	-	17.19
Sharpe Ratio	-	-	-
Tracking Error	-	-	-
Information Ratio	-	-	-
Up Capture Ratio	-	-	-
Down Capture Ratio	-	-	-

Portfolio Metrics

	Fund	Bmark	Cat
Price/Earnings Ratio	13.08	13.68	13.39
Price/Book Ratio	1.71	1.70	1.77
Geom Avg Mkt Cap \$B	48.53	45.04	56.58
ROE	20.99	17.63	20.30

American Funds Intl Gr and Inc R6 RIGGX

Morningstar Category
Foreign Large Blend

Morningstar Index
MSCI ACWI Ex USA NR USD

Style Analysis as of 12-31-2023

Morningstar Style Box™



Style Breakdown

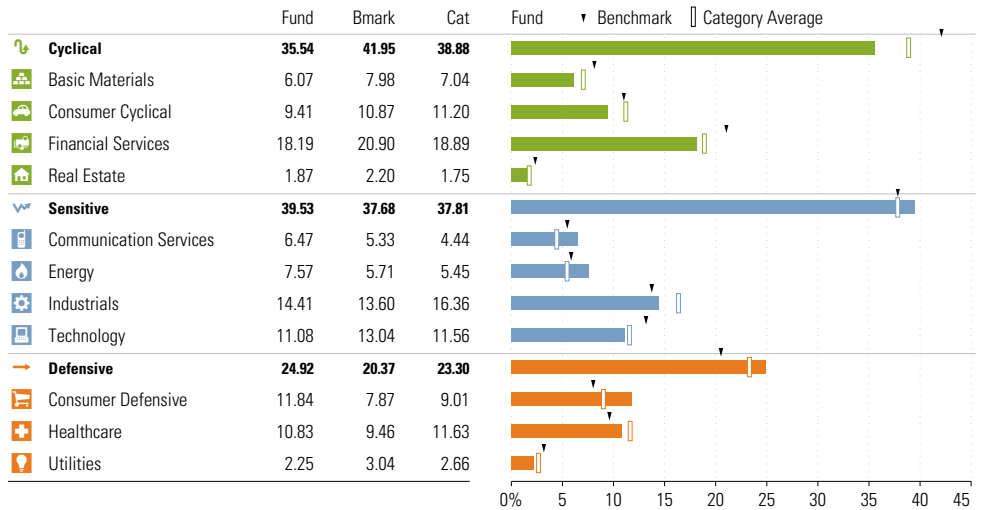


Asset Allocation as of 12-31-2023



Asset Class	Net %	Cat%
US Stocks	5.63	3.44
Non-US Stocks	88.43	94.60
Bonds	0.50	0.47
Cash	5.36	1.96
Other	0.09	-0.47
Total	100.00	100.00

Sector Weighting as of 12-31-2023



World Regions % Equity 12-31-2023



Region	Fund %	Cat %	Region	Fund %	Cat %	Region	Fund %	Cat %	Market Maturity	Fund %
Greater Asia	27.74	35.35	Americas	15.01	8.53	Greater Europe	57.25	56.11	Developed Markets	86.52
Japan	8.09	19.01	North America	10.95	7.24	United Kingdom	13.77	13.74	Emerging Markets	13.48
Australasia	0.55	4.85	Central/Latin	4.06	1.29	W euro-ex UK	41.62	41.43	Not Available	0.00
Asia-4 Tigers	10.81	6.48				Emrgng Europe	0.31	0.09		
Asia-ex 4 Tigers	8.29	5.01				Africa	1.55	0.85		
Not Classified	0.00	0.00								

Top 10 Holdings as of 12-31-2023

Name	% Net Asset	Cumulative %	YTD Return %	Morningstar Sector
⊕ Capital Group Central Cash M	5.28	5.28	-	-
⊖ AstraZeneca PLC	3.11	8.39	-	Healthcare
⊖ Novo Nordisk A/S Class B	2.73	11.12	51.68	Healthcare
⊕ TotalEnergies SE	2.31	13.43	-	Energy
Taiwan Semiconductor Manufacturing Co Ltd	2.23	15.66	-	Technology
⊖ Airbus SE	2.18	17.84	-	Industrials
⊖ Philip Morris International Inc	2.16	20.00	-1.97	Consumer Defensive
⊖ ASML Holding NV	2.04	22.04	39.61	Technology
⊕ British American Tobacco PLC	1.60	23.64	-	Consumer Defensive
⊕ Sanofi SA	1.60	25.24	-	Healthcare

Total Holdings 262

⊕ Increase ⊖ Decrease ✱ New to Portfolio

Baird Aggregate Bond Inst BAGIX

Morningstar Category
Intermediate Core Bond

Morningstar Index
Bloomberg US Agg Bond TR USD

Portfolio Manager(s)

- M. Sharon deGuzman since 09-2000
- Mary Ellen Stanek since 09-2000
- Charles Groeschell since 09-2000
- Warren Pierson since 09-2000
- Meghan Dean since 05-2019
- Jay Schwister since 05-2019
- Jeffrey Schrom since 05-2019
- Patrick Brown since 05-2021
- Abhishek Pulakanti since 05-2022
- Andrew O'Connell since 05-2022

Quantitative Screens

✔ **Performance:** The fund has finished in the Intermediate Core Bond category's top three quartiles in 10 of the 10 years it's been in existence.

✔ **Management:** The fund's management has been in place for 23.27 years.

Style Consistency is not calculated for Fixed Income funds.

✔ **Net Expense:** The fund's expense ratio of 0.3 is 44.44% lower than the Intermediate Core Bond category average.

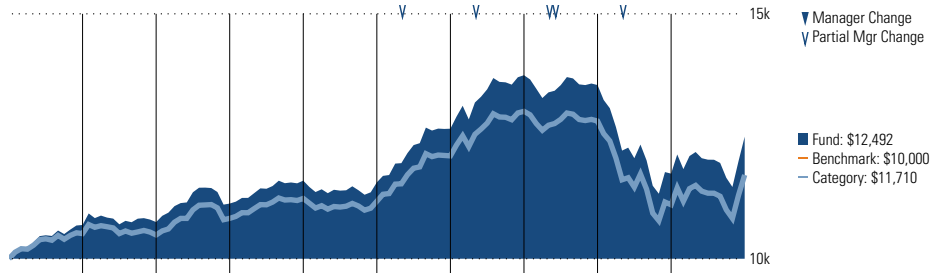
Morningstar Investment Management LLC Analysis

This fund passes all of Morningstar Investment Management's quantitative screens. Morningstar Investment Management has also assessed the fund from a qualitative perspective and, as a fiduciary, is comfortable recommending the fund's use in retirement plans.

ESG Metrics

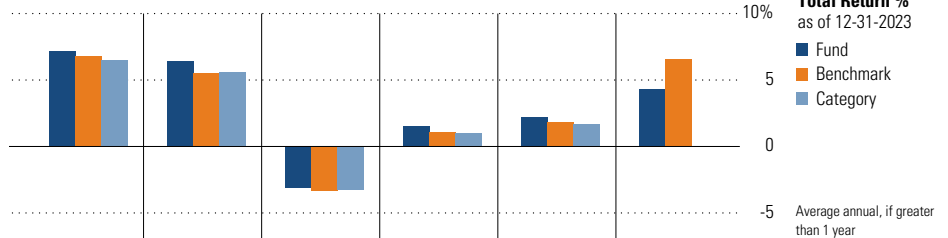
Metric	Rating	Updated
Sustainability Rating	3	11-30-2023
ESG Commitment	1-Low	02-15-2022

Growth of \$10,000



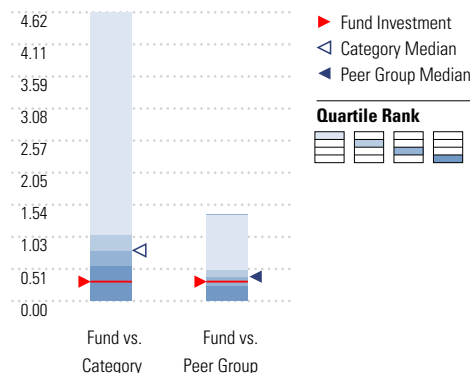
	2014	2015	2016	2017	2018	2019	2020	2021	2022	YTD	History
6.89	0.55	3.52	4.20	-0.30	9.48	8.63	-1.46	-13.35	6.43	Total Return %	
0.92	0.00	0.87	0.66	-0.31	0.76	1.12	0.08	-0.34	0.90	+/- Benchmark	
1.71	0.81	0.29	0.49	0.20	1.42	1.11	0.02	-0.03	0.84	+/- Category	
8	22	37	31	41	15	22	40	49	20	Tot Ret % Rank in Cat	
522	535	498	504	492	505	506	517	536	566	# of Funds in Cat	
32	40	36	28	24	31	35	39	43	-	Turnover %	
-	-	0.30	0.30	0.30	0.30	0.30	0.30	0.30	-	Expense Ratio	

Trailing Performance



	3 Month	1 Year	3 year	5 year	10 year	Since Inception	
7.20	6.43	-3.14	1.56	2.25	4.34	Fund Return %	
6.82	5.53	-3.31	1.10	1.81	6.61	Benchmark Return %	
6.47	5.59	-3.27	1.05	1.66	-	Category Average %	
13	20	31	18	9	-	% Rank in Category	
579	566	510	457	329	-	# of Funds in Category	

Net Expense



	26	36	Percentile
	147/577	156/434	Rank

Peer group is a subset of the category and includes funds with the same management style (active vs. passive) and similar share class characteristics.

3-Year Risk Metrics

	Fund	Bmark	Cat
Alpha	-	-	-
Beta	-	-	-
R-Squared	-	-	-
Standard Deviation	7.38	-	7.20
Sharpe Ratio	-	-	-
Tracking Error	-	-	-
Information Ratio	-	-	-
Up Capture Ratio	-	-	-
Down Capture Ratio	-	-	-

Portfolio Metrics

	Fund	Bmark	Cat
Avg Eff Duration	6.15	4.43	5.99
Avg Eff Maturity	8.34	-	8.56

Baird Aggregate Bond Inst BAGIX

Morningstar Category
Intermediate Core Bond

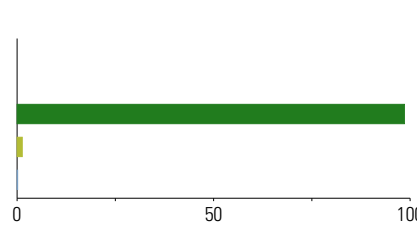
Morningstar Index
Bloomberg US Agg Bond TR USD

Style Analysis as of 12-31-2023

Style Breakdown



Asset Allocation as of 12-31-2023

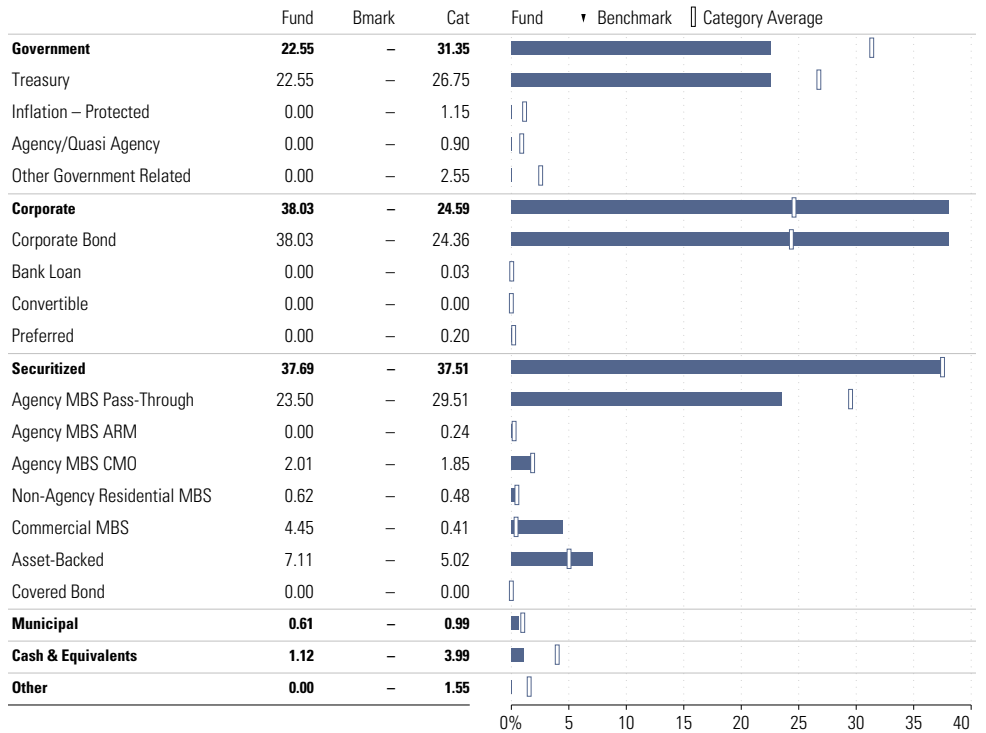


Asset Class	Net %	Cat%
US Stocks	0.00	0.06
Non-US Stocks	0.00	0.00
Bonds	98.55	95.29
Cash	1.31	2.18
Other	0.14	2.48
Total	100.00	100.00

Credit Rating Breakdown

	Fund	Bmark	Cat
AAA	12.90	3.53	27.80
AA	50.80	74.59	41.94
A	13.60	10.82	13.94
BBB	22.60	8.32	13.42
BB	0.10	0.28	0.68
B	0.00	0.00	0.33
Below B	0.00	0.00	0.44
Not Rated	0.00	2.46	1.46

Sector Weighting as of 12-31-2023



Top 10 Holdings as of 12-31-2023

Name	Maturity Date	% Net Asset	Cumulative %	Fixed Income Sector
⊕ United States Treasury Notes 1.13%	10-2026	4.25	4.25	-
United States Treasury Bonds 2.5%	02-2045	2.83	7.08	-
United States Treasury Bonds 2.88%	05-2043	2.03	9.10	-
⊕ United States Treasury Notes 2.38%	03-2029	1.99	11.09	-
United States Treasury Bonds 1.38%	11-2040	1.60	12.69	-
⊕ United States Treasury Notes 4.13%	08-2030	1.55	14.24	-
⊕ United States Treasury Bonds 2.88%	05-2052	1.53	15.77	-
⊕ United States Treasury Bonds 2.38%	02-2042	1.51	17.27	-
⊖ First American Government Obligs U	02-2030	1.05	18.32	-
⊖ United States Treasury Notes 1.13%	08-2028	0.92	19.24	-

Total Holdings 1757

⊕ Increase ⊖ Decrease ✱ New to Portfolio

BlackRock Global Allocation Instl MALOX

Morningstar Category
Global Allocation

Morningstar Index
Morningstar Gbl Allocation TR USD

Portfolio Manager(s)

Russ Koesterich since 01-2017
David Clayton since 01-2017
Rick Rieder since 04-2019

Quantitative Screens

✔ **Performance:** The fund has finished in the Global Allocation category's top three quartiles in 9 of the 10 years it's been in existence.

✔ **Management:** The fund's management has been in place for 7 years.

✔ **Style:** The fund has landed in its primary style box — Large Blend — 90 % of the time over the past three years.

✔ **Net Expense:** The fund's expense ratio of 0.84 is 25% lower than the Global Allocation category average.

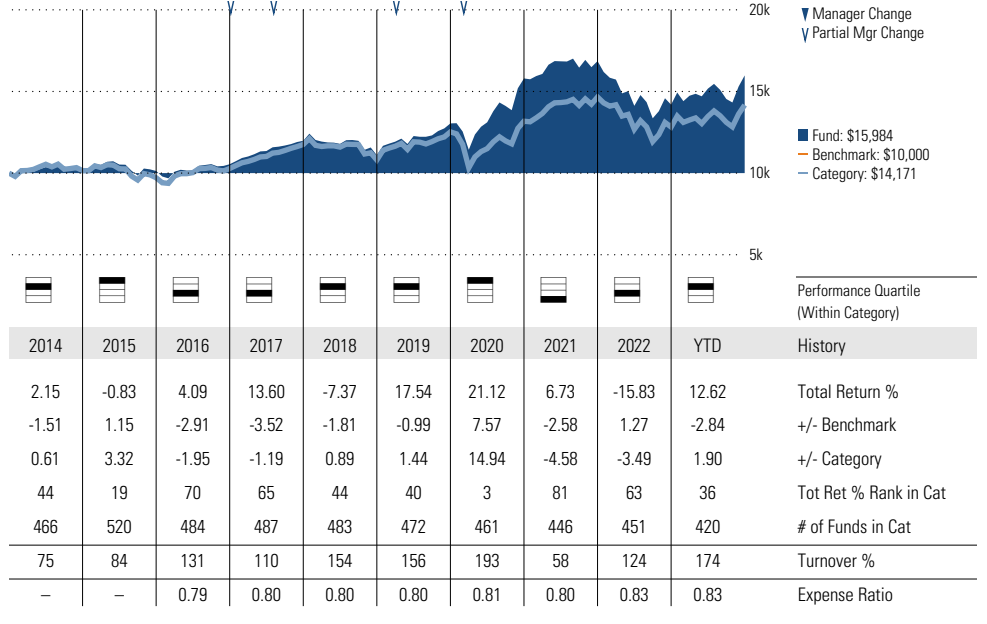
Morningstar Investment Management LLC Analysis

This fund passes all of Morningstar Investment Management's quantitative screens. Morningstar Investment Management has also assessed the fund from a qualitative perspective and, as a fiduciary, is comfortable recommending the fund's use in retirement plans.

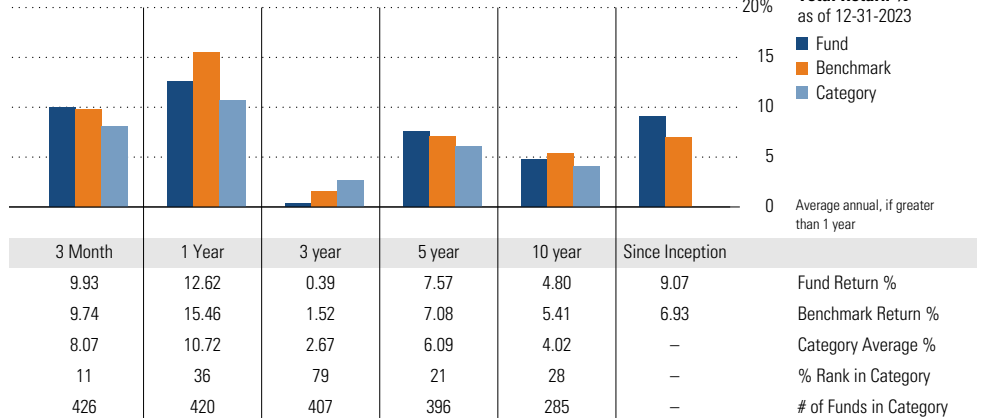
ESG Metrics

Metric	Rating	Updated
Sustainability Rating	3	11-30-2023
Carbon Risk Score	Low Risk	09-30-2022

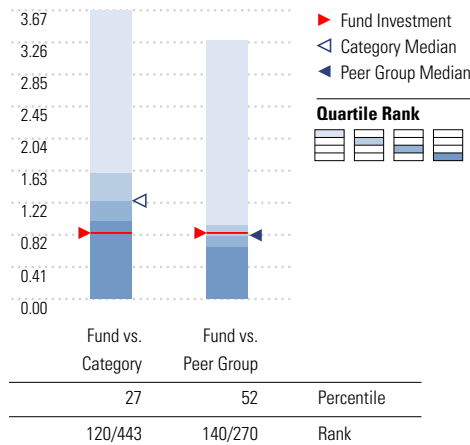
Growth of \$10,000



Trailing Performance



Net Expense



Peer group is a subset of the category and includes funds with the same management style (active vs. passive) and similar share class characteristics.

3-Year Risk Metrics

Metric	Fund	Bmark	Cat
Alpha	-	-	-
Beta	-	-	-
R-Squared	-	-	-
Standard Deviation	11.89	-	12.49
Sharpe Ratio	-	-	-
Tracking Error	-	-	-
Information Ratio	-	-	-
Up Capture Ratio	-	-	-
Down Capture Ratio	-	-	-

Portfolio Metrics

Metric	Fund	Bmark	Cat
Price/Earnings Ratio	17.58	18.21	15.81
Price/Book Ratio	2.63	2.54	2.07
Avg Eff Duration	4.69	-	4.14

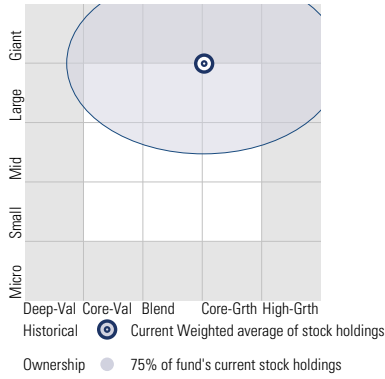
BlackRock Global Allocation Instl MALOX

Morningstar Category
Global Allocation

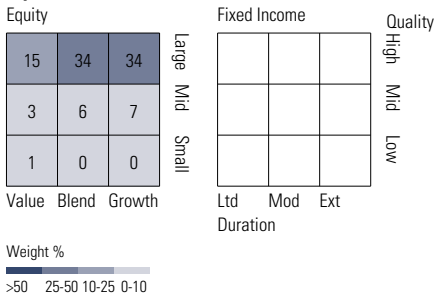
Morningstar Index
Morningstar Gbl Allocation TR USD

Style Analysis as of 12-31-2023

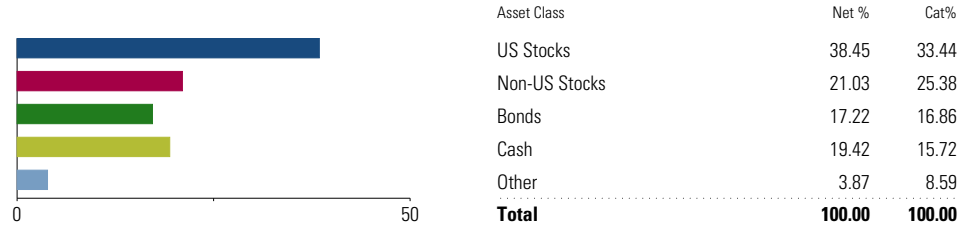
Morningstar Style Box™



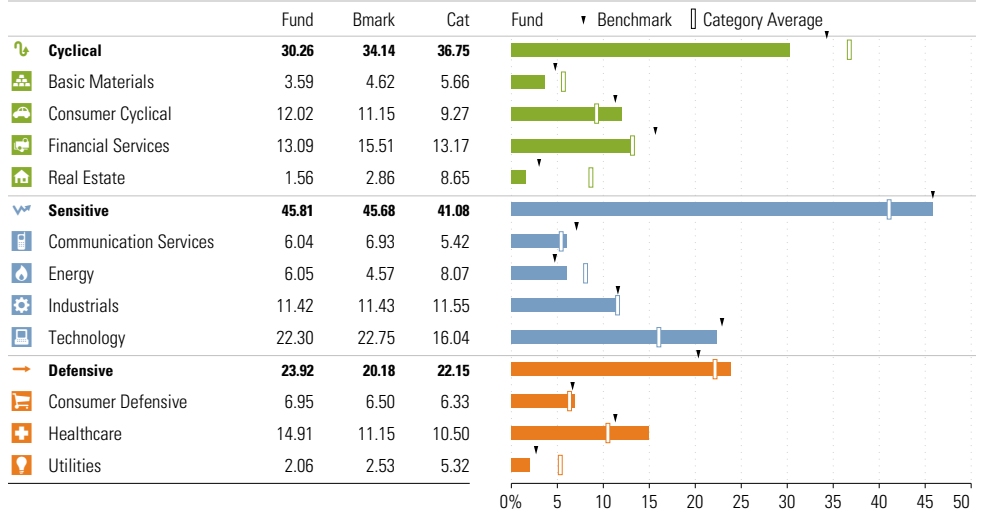
Style Breakdown



Asset Allocation as of 12-31-2023



Sector Weighting as of 12-31-2023



Top 10 Holdings as of 12-31-2023

Name	Maturity Date	% Net Asset	Cumulative %	YTD Return %	Morningstar Sector
⊖ Us 2Yr Note Dec 23	—	18.74	18.74	—	—
✳ Cash Offset	—	15.22	33.96	—	—
⊕ Us 5Yr Note Dec 23	—	14.63	48.59	—	—
⊖ Ultra 10 Year US Treasury Note Future Dec 23	12-2023	13.06	61.65	—	—
⊖ 10 Year Treasury Note Future Dec 23	12-2023	7.80	69.45	—	—
⊖ JPY/USD Purchased	12-2023	4.25	73.71	—	—
⊕ JPY/USD Purchased	12-2023	4.19	77.90	—	—
⊕ Federal National Mortgage Association	10-2023	3.83	81.72	—	—
⊕ Euro Bund Future Dec 23	12-2023	3.69	85.41	—	—
⊕ BlackRock Liquidity T-Fund Instl	—	3.66	89.08	—	—

Total Holdings 2581

⊕ Increase ⊖ Decrease ✳ New to Portfolio

BlackRock Inflation Protected Bond Instl BPRIX

Morningstar Category
Inflation-Protected Bond

Morningstar Index
Bloomberg US Treasury US TIPS TR USD

Portfolio Manager(s)

Christopher Allen since 02-2017
David Rogal since 03-2018

Quantitative Screens

✔ **Performance:** The fund has finished in the Inflation-Protected Bond category's top three quartiles in 10 of the 10 years it's been in existence.

✔ **Management:** The fund's management has been in place for 6.88 years.

Style Consistency is not calculated for Fixed Income funds.

✔ **Net Expense:** The fund's expense ratio of 0.56 is 9.68% lower than the Inflation-Protected Bond category average.

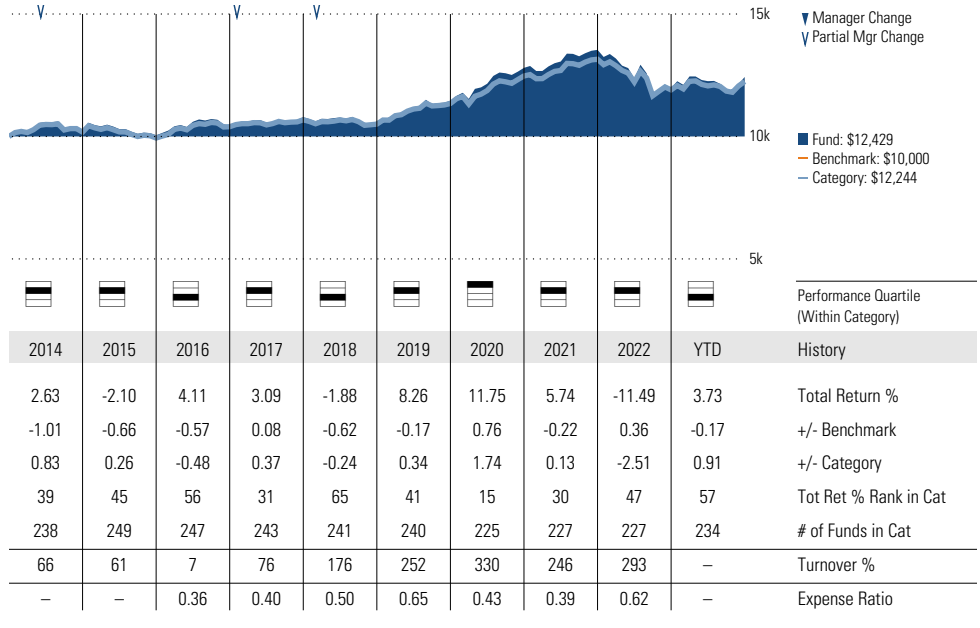
Morningstar Investment Management LLC Analysis

This fund passes all of Morningstar Investment Management's quantitative screens. Morningstar Investment Management has also assessed the fund from a qualitative perspective and, as a fiduciary, is comfortable recommending the fund's use in retirement plans.

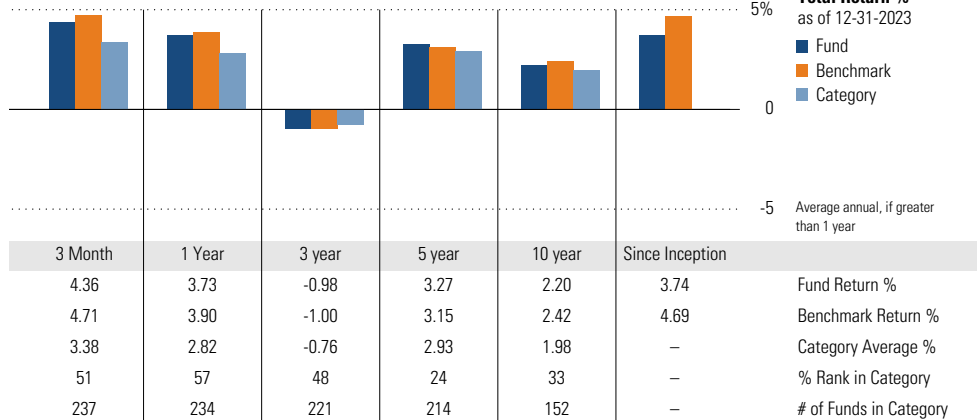
ESG Metrics

Metric	Rating	Updated
Sustainability Rating	3	11-30-2023

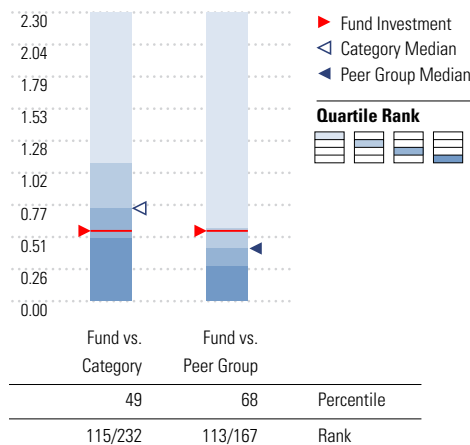
Growth of \$10,000



Trailing Performance



Net Expense



Peer group is a subset of the category and includes funds with the same management style (active vs. passive) and similar share class characteristics.

3-Year Risk Metrics

Metric	Fund	Bmark	Cat
Alpha	-	-	-
Beta	-	-	-
R-Squared	-	-	-
Standard Deviation	7.32	-	6.62
Sharpe Ratio	-	-	-
Tracking Error	-	-	-
Information Ratio	-	-	-
Up Capture Ratio	-	-	-
Down Capture Ratio	-	-	-

Portfolio Metrics

Metric	Fund	Bmark	Cat
Avg Eff Duration	6.08	4.52	6.01
Avg Eff Maturity	8.28	-	6.37

BlackRock Inflation Protected Bond Instl BPRIX

Morningstar Category
Inflation-Protected Bond

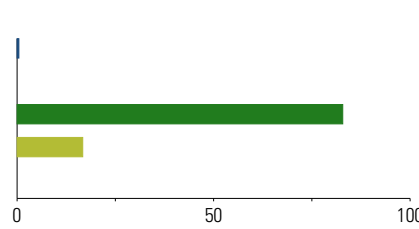
Morningstar Index
Bloomberg US Treasury US TIPS TR USD

Style Analysis as of 12-31-2023

Style Breakdown



Asset Allocation as of 12-31-2023

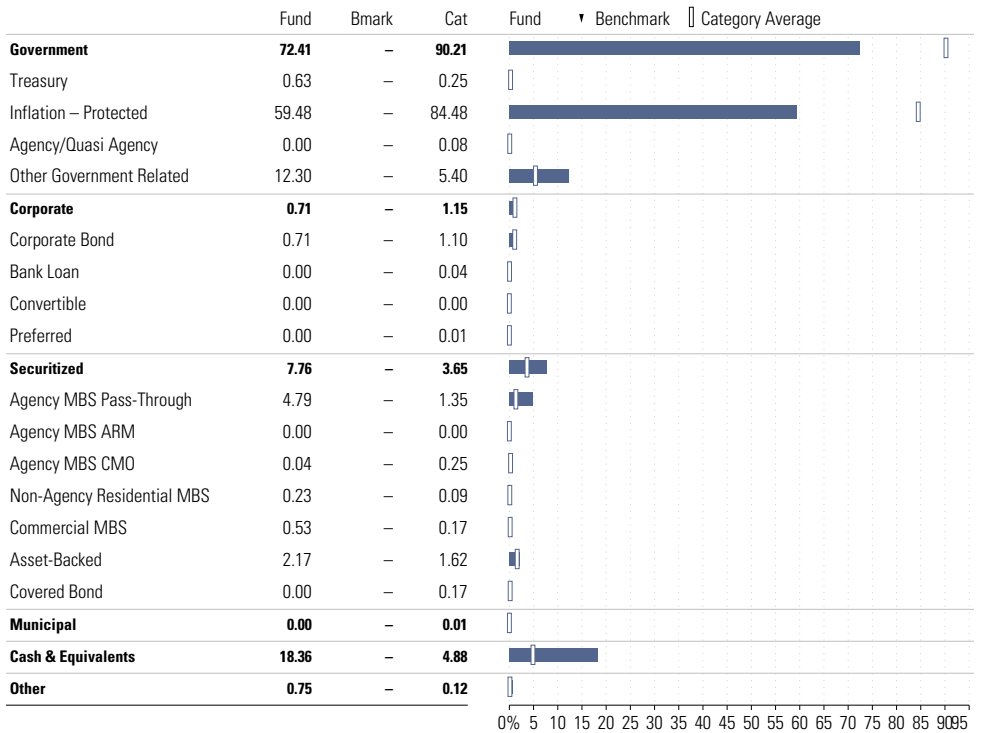


Asset Class	Net %	Cat%
US Stocks	0.45	0.11
Non-US Stocks	0.00	0.00
Bonds	82.86	97.18
Cash	16.70	1.81
Other	0.00	0.91
Total	100.00	100.00

Credit Rating Breakdown

	Fund	Bmark	Cat
AAA	1.16	0.00	31.40
AA	94.90	99.60	66.93
A	1.16	0.00	0.44
BBB	0.03	0.00	0.54
BB	0.02	0.00	0.04
B	0.05	0.00	0.05
Below B	0.01	0.00	0.14
Not Rated	2.67	0.40	0.46

Sector Weighting as of 12-31-2023



Top 10 Holdings as of 12-31-2023

Name	Maturity Date	% Net Asset	Cumulative %	Fixed Income Sector
✱ Cash Offset	-	29.40	29.40	-
⊖ Three-Month Sofr Future Mar 25	-	20.20	49.60	-
⊕ Three-Month Sofr Future Mar 24	-	20.14	69.74	-
⊖ Us 2Yr Note Mar 24	-	16.61	86.35	-
⊖ USD CASH(Alpha Committed)	12-2023	7.58	93.93	-
⊖ Us 5Yr Note Mar 24	-	5.01	98.94	-
⊖ United States Treasury Notes	01-2033	3.94	102.89	-
⊕ United States Treasury Notes	07-2032	3.71	106.60	-
⊕ United States Treasury Notes	01-2032	3.44	110.04	-
⊖ RRP TREASURY (CPI) NOTE 0.125 15-J HSSUS	12-2023	3.44	113.48	-

Total Holdings 271

⊕ Increase ⊖ Decrease ✱ New to Portfolio

Federated Hermes Govt Ultrashort IS FGUSX

Morningstar Category
Ultrashort Bond

Morningstar Index
Bloomberg US Agg Bond TR USD

Portfolio Manager(s)

Susan Hill since 07-1997

Liam O'Connell since 11-2010

Quantitative Screens

✗ **Performance:** The fund has finished in the Ultrashort Bond category's top three quartiles in 6 of the 10 years it's been in existence.

✔ **Management:** The fund's management has been in place for 26.49 years.

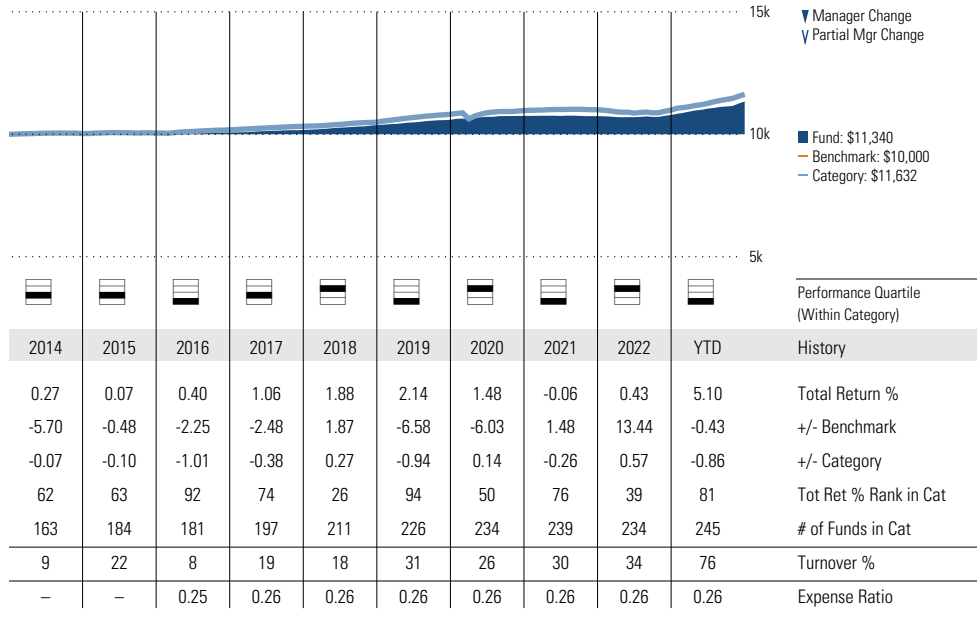
Style Consistency is not calculated for Fixed Income funds.

✔ **Net Expense:** The fund's expense ratio of 0.26 is 36.59% lower than the Ultrashort Bond category average.

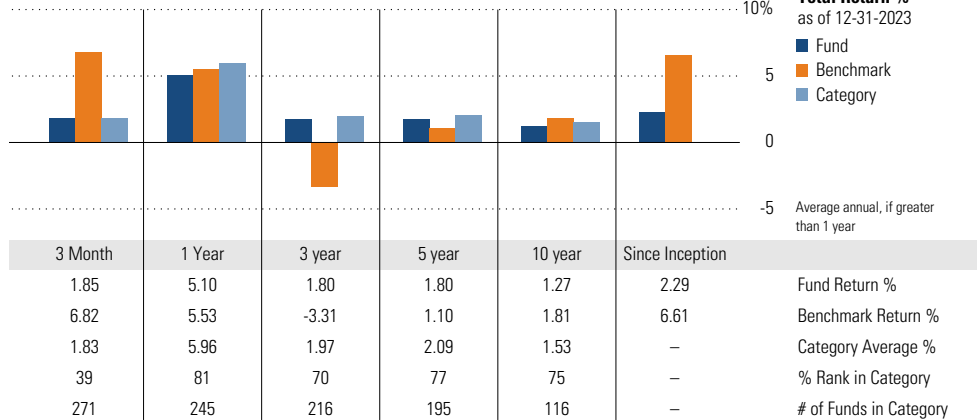
Morningstar Investment Management LLC Analysis

This fund fails our performance consistency screen. Its relative performance versus typical peers in the ultrashort bond category has struggled, partly due to its strict adherence to investing in government securities, which have lagged credit instruments.

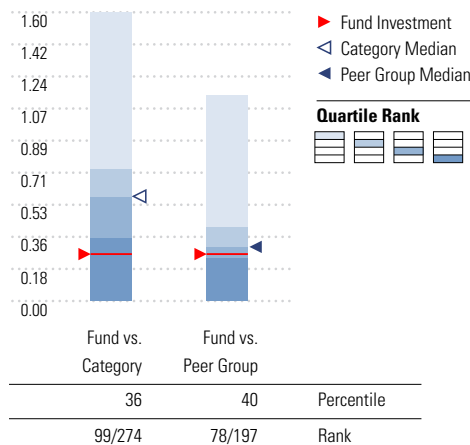
Growth of \$10,000



Trailing Performance



Net Expense



Peer group is a subset of the category and includes funds with the same management style (active vs. passive) and similar share class characteristics.

3-Year Risk Metrics

	Fund	Bmark	Cat
Alpha	-	-	-
Beta	-	-	-
R-Squared	-	-	-
Standard Deviation	0.88	-	1.19
Sharpe Ratio	-	-	-
Tracking Error	-	-	-
Information Ratio	-	-	-
Up Capture Ratio	-	-	-
Down Capture Ratio	-	-	-

Portfolio Metrics

	Fund	Bmark	Cat
Avg Eff Duration	0.57	4.43	1.00
Avg Eff Maturity	-	-	1.62

Federated Hermes Govt Ultrashort IS FGUSX

Morningstar Category
Ultrashort Bond

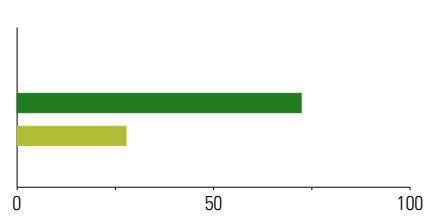
Morningstar Index
Bloomberg US Agg Bond TR USD

Style Analysis as of 12-31-2023

Style Breakdown



Asset Allocation as of 12-31-2023

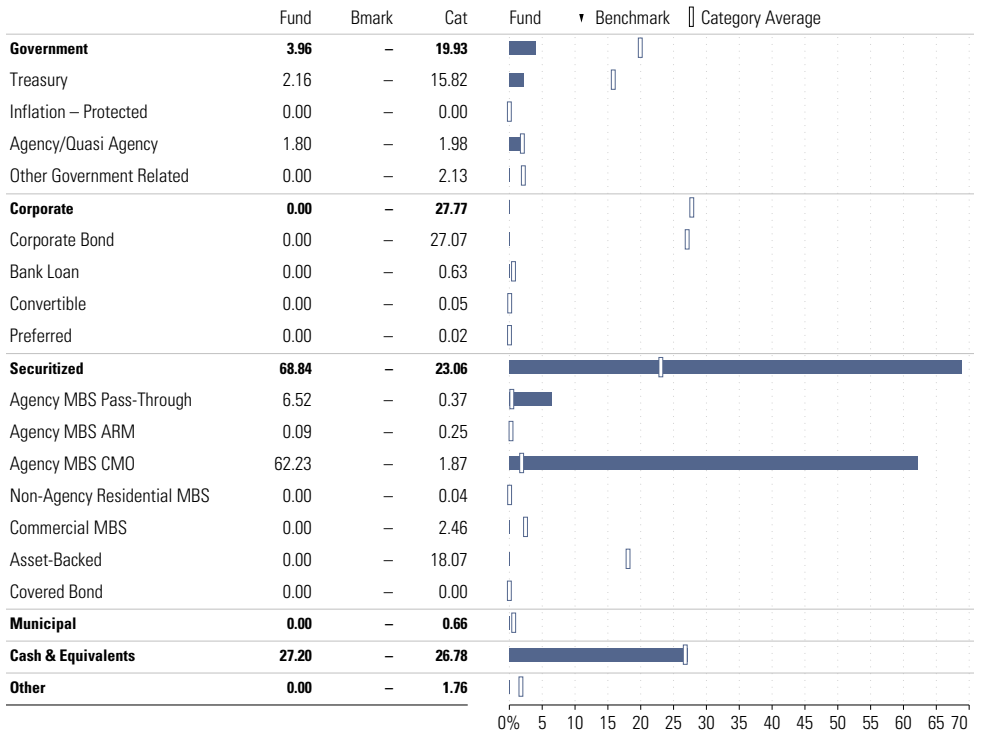


Asset Class	Net %	Cat%
US Stocks	0.00	0.77
Non-US Stocks	0.00	0.41
Bonds	72.28	56.14
Cash	27.72	43.34
Other	0.00	-0.67
Total	100.00	100.00

Credit Rating Breakdown

	Fund	Bmark	Cat
AAA	100.00	3.53	44.82
AA	0.00	74.59	17.31
A	0.00	10.82	16.11
BBB	0.00	8.32	17.65
BB	0.00	0.28	1.86
B	0.00	0.00	0.80
Below B	0.00	0.00	0.23
Not Rated	0.00	2.46	1.21

Sector Weighting as of 12-31-2023



Top 10 Holdings as of 12-31-2023

Name	Maturity Date	% Net Asset	Cumulative %	Fixed Income Sector
⊕ Bank Of Montreal 2 Repo	10-2023	10.58	10.58	-
⊕ Hsbc Repo 2 Repo	10-2023	10.58	21.16	-
⊕ Bofam Repo 1 Repo	10-2023	6.04	27.20	-
FEDERAL HOME LN MTG CORP MULTICLASS MTG PARTN CTFS GTD 5.97135%	04-2033	5.60	32.80	-
FEDERAL HOME LN MTG CORP MULTICLASS MTG PARTN CTFS GTD 5.82135%	12-2032	4.57	37.36	-
FEDERAL HOME LN MTG CORP MULTICLASS MTG PARTN CTFS GTD 5.87135%	12-2032	4.21	41.57	-
⊕ Government National Mortgage Association 5.12871%	01-2073	3.76	45.33	-
⊖ FEDERAL HOME LN MTG CORP MULTICLASS MTG PARTN CTFS GTD 5.96495%	07-2053	3.48	48.81	-
FEDERAL HOME LN MTG CORP MULTICLASS MTG PARTN CTFS GTD 6.19135%	10-2032	3.17	51.97	-
FEDERAL HOME LN MTG CORP MULTICLASS MTG PARTN CTFS GTD 6.19135%	11-2032	2.76	54.74	-

Total Holdings 191

⊕ Increase ⊖ Decrease ✱ New to Portfolio

T. Rowe Price Dividend Growth PRDGX

Morningstar Category
Large Blend

Morningstar Index
S&P 500 TR USD

Portfolio Manager(s)

Thomas Huber since 03-2000

Quantitative Screens

✔ **Performance:** The fund has finished in the Large Blend category's top three quartiles in 9 of the 10 years it's been in existence.

✔ **Management:** The fund's management has been in place for 23.77 years.

✔ **Style:** The fund has landed in its primary style box — Large Blend — 100 % of the time over the past three years.

✔ **Net Expense:** The fund's expense ratio of 0.64 is 14.67% lower than the Large Blend category average.

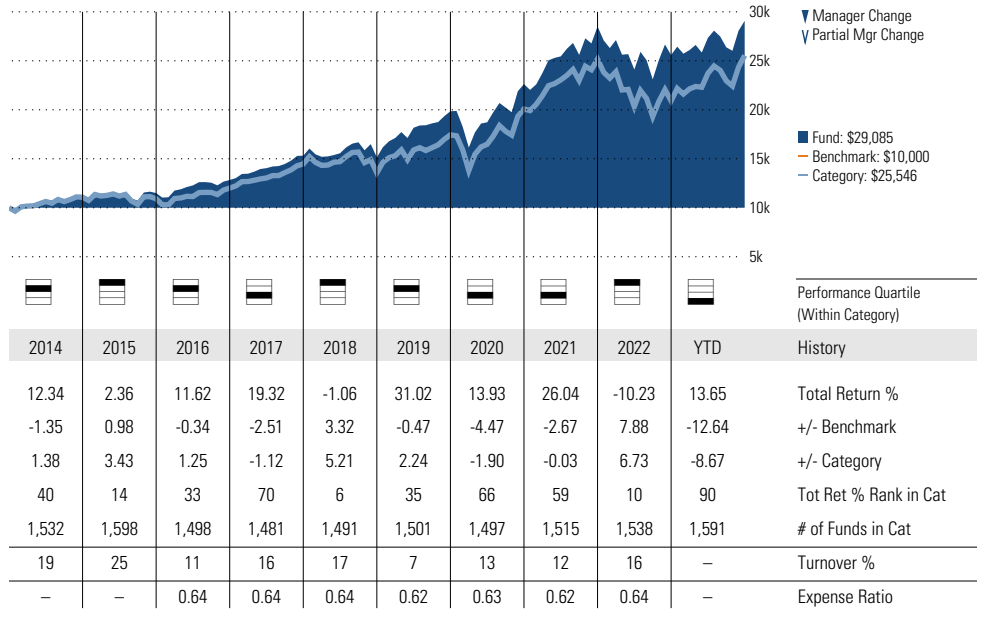
Morningstar Investment Management LLC Analysis

This fund passes all of Morningstar Investment Management's quantitative screens. Morningstar Investment Management has also assessed the fund from a qualitative perspective and, as a fiduciary, is comfortable recommending the fund's use in retirement plans.

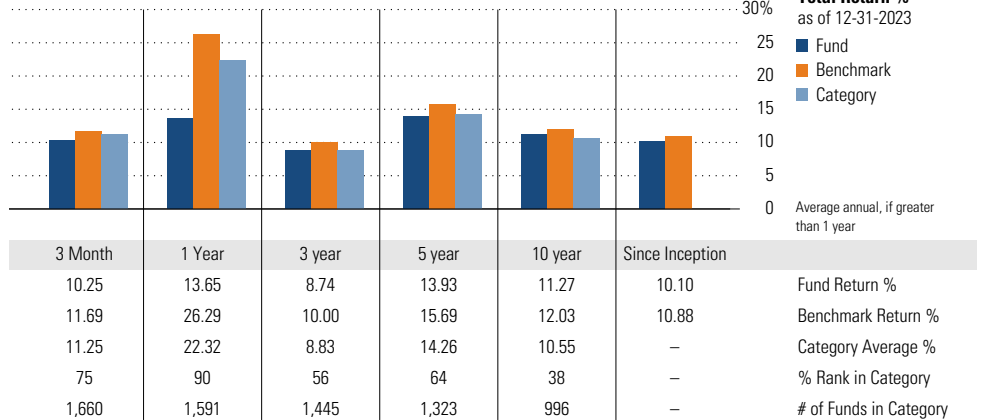
ESG Metrics

Metric	Rating	Updated
Sustainability Rating	4	11-30-2023
Carbon Risk Score	Low Risk	12-31-2022

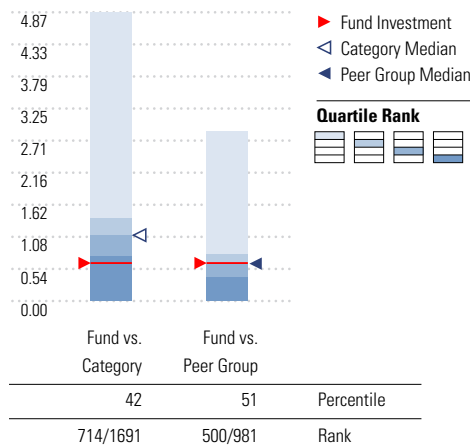
Growth of \$10,000



Trailing Performance



Net Expense



Peer group is a subset of the category and includes funds with the same management style (active vs. passive) and similar share class characteristics.

3-Year Risk Metrics

Metric	Fund	Bmark	Cat
Alpha	-	-	-
Beta	-	-	-
R-Squared	-	-	-
Standard Deviation	15.62	-	17.04
Sharpe Ratio	-	-	-
Tracking Error	-	-	-
Information Ratio	-	-	-
Up Capture Ratio	-	-	-
Down Capture Ratio	-	-	-

Portfolio Metrics

Metric	Fund	Bmark	Cat
Price/Earnings Ratio	21.08	23.61	22.67
Price/Book Ratio	4.04	4.19	4.67
Geom Avg Mkt Cap \$B	134.89	241.61	282.66
ROE	31.71	31.50	30.87

T. Rowe Price Dividend Growth PRDGX

Morningstar Category
Large Blend

Morningstar Index
S&P 500 TR USD

Style Analysis as of 12-31-2023

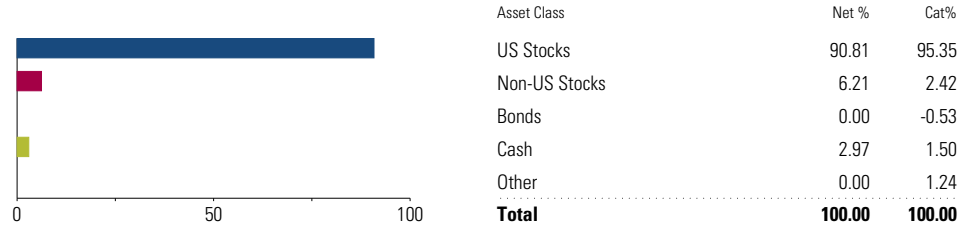
Morningstar Style Box™



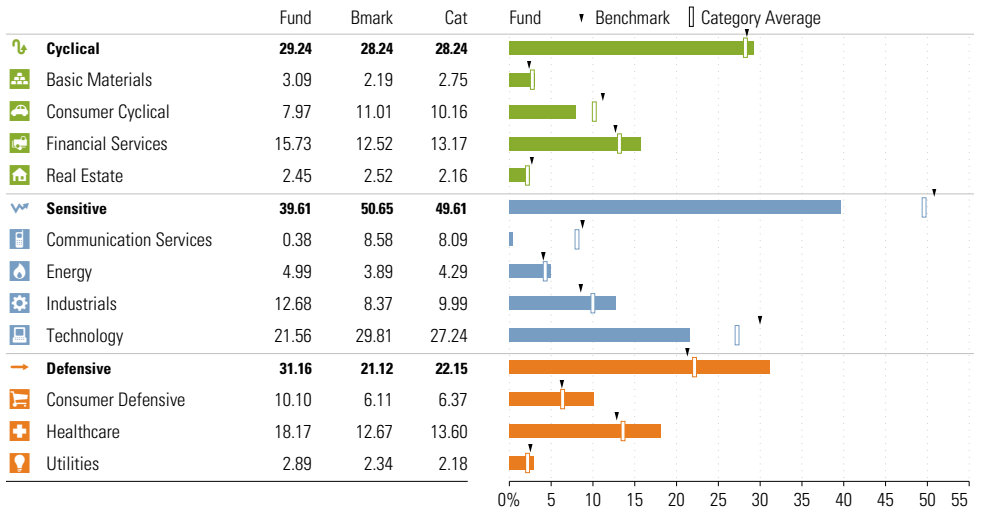
Style Breakdown



Asset Allocation as of 12-31-2023



Sector Weighting as of 12-31-2023



Top 15 Holdings as of 12-31-2023

Name	% Net Asset	Cumulative %	YTD Return %	Morningstar Sector
⊕ Microsoft Corp	5.91	5.91	57.96	Technology
Apple Inc	4.39	10.30	48.91	Technology
⊖ T. Rowe Price Gov. Reserve	2.67	12.98	-	-
⊖ UnitedHealth Group Inc	2.21	15.18	0.68	Healthcare
⊕ Visa Inc Class A	2.10	17.28	26.21	Financial Services
⊕ Chubb Ltd	1.87	19.15	3.99	Financial Services
⊖ JPMorgan Chase & Co	1.86	21.01	29.87	Financial Services
⊖ Accenture PLC Class A	1.85	22.86	33.25	Technology
⊖ Marsh & McLennan Companies Inc	1.81	24.67	16.07	Financial Services
General Electric Co	1.68	26.35	70.34	Industrials
Roper Technologies Inc	1.58	27.94	26.80	Technology
⊕ Thermo Fisher Scientific Inc	1.57	29.51	-3.36	Healthcare
⊖ McKesson Corp	1.52	31.02	24.04	Healthcare
⊖ Eli Lilly and Co	1.51	32.53	60.57	Healthcare
⊕ Exxon Mobil Corp	1.44	33.97	-6.02	Energy

Total Holdings 106

⊕ Increase ⊖ Decrease ✨ New to Portfolio

Vanguard 500 Index Admiral VFIAX

Morningstar Category
Large Blend

Morningstar Index
S&P 500 TR USD

Portfolio Manager(s)

Michelle Louie since 11-2017
Nick Birkett since 08-2023
Aaron Choi since 08-2023

Quantitative Screens

✔ **Performance:** The fund has finished in the Large Blend category's top three quartiles in 10 of the 10 years it's been in existence.

✔ **Management:** The fund's management has been in place for 6.09 years.

✔ **Style:** The fund has landed in its primary style box — Large Blend — 100 % of the time over the past three years.

✔ **Net Expense:** The fund's expense ratio of 0.04 is 94.67% lower than the Large Blend category average.

Morningstar Investment Management LLC Analysis

This fund passes all of Morningstar Investment Management's quantitative screens. Morningstar Investment Management has also assessed the fund from a qualitative perspective and, as a fiduciary, is comfortable recommending the fund's use in retirement plans.

ESG Metrics

Metric	Rating	Updated
Sustainability Rating	3	11-30-2023
Carbon Risk Score	Low Risk	12-31-2022
ESG Commitment	1-Low	02-15-2022

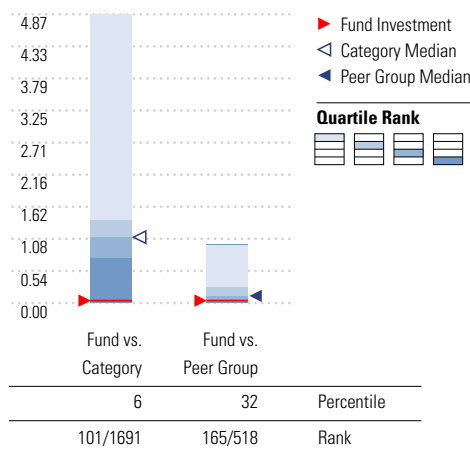
Growth of \$10,000



Trailing Performance



Net Expense



3-Year Risk Metrics

Metric	Fund	Bmark	Cat
Alpha	-	-	-
Beta	-	-	-
R-Squared	-	-	-
Standard Deviation	17.54	-	17.04
Sharpe Ratio	-	-	-
Tracking Error	-	-	-
Information Ratio	-	-	-
Up Capture Ratio	-	-	-
Down Capture Ratio	-	-	-

Portfolio Metrics

Metric	Fund	Bmark	Cat
Price/Earnings Ratio	23.61	23.61	22.67
Price/Book Ratio	4.20	4.19	4.67
Geom Avg Mkt Cap \$B	241.88	241.61	282.66
ROE	31.53	31.50	30.87

Vanguard 500 Index Admiral VFIAX

Morningstar Category
Large Blend

Morningstar Index
S&P 500 TR USD

Style Analysis as of 12-31-2023

Morningstar Style Box™



Style Breakdown



Asset Allocation as of 12-31-2023



Sector Weighting as of 12-31-2023



Top 15 Holdings as of 12-31-2023

Name	% Net Asset	Cumulative %	YTD Return %	Morningstar Sector
Apple Inc	7.02	7.02	48.91	Technology
Microsoft Corp	6.97	13.99	57.96	Technology
Amazon.com Inc	3.44	17.43	80.88	Consumer Cyclical
NVIDIA Corp	3.05	20.48	238.98	Technology
Alphabet Inc Class A	2.06	22.54	58.32	Communication Svc
Meta Platforms Inc Class A	1.96	24.50	194.13	Communication Svc
Alphabet Inc Class C	1.75	26.25	58.83	Communication Svc
Tesla Inc	1.71	27.96	101.72	Consumer Cyclical
Berkshire Hathaway Inc Class B	1.62	29.58	15.46	Financial Services
JPMorgan Chase & Co	1.23	30.81	29.87	Financial Services
Broadcom Inc	1.22	32.03	103.05	Technology
UnitedHealth Group Inc	1.21	33.24	0.68	Healthcare
Eli Lilly and Co	1.16	34.40	60.57	Healthcare
Visa Inc Class A	1.03	35.43	26.21	Financial Services
Exxon Mobil Corp	1.00	36.43	-6.02	Energy

Total Holdings 508

⊕ Increase ⊖ Decrease ✨ New to Portfolio

Vanguard Mid Cap Index Admiral VIMAX

Morningstar Category
Mid-Cap Blend

Morningstar Index
Russell Mid Cap TR USD

Portfolio Manager(s)

Awais Khan since 07-2021
Aurélie Denis since 02-2023
Aaron Choi since 08-2023

Quantitative Screens

- ✓ **Performance:** The fund has finished in the Mid-Cap Blend category's top three quartiles in 9 of the 10 years it's been in existence.
- ✗ **Management:** The fund's management team has been in place for less than three years.
- ✓ **Style:** The fund has landed in its primary style box — Mid-Cap Blend — 100 % of the time over the past three years.
- ✓ **Net Expense:** The fund's expense ratio of 0.05 is 94.12% lower than the Mid-Cap Blend category average.

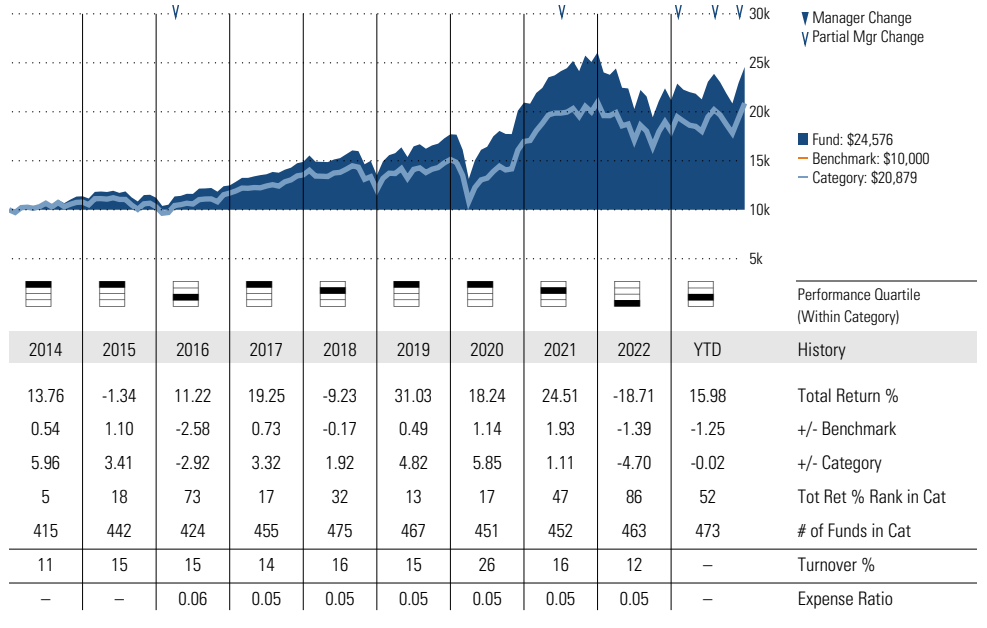
Morningstar Investment Management LLC Analysis

This fund fails the manager tenure screen due to the retirement of a long-serving manager. Since this is a team-managed index fund, we are not concerned about the change.

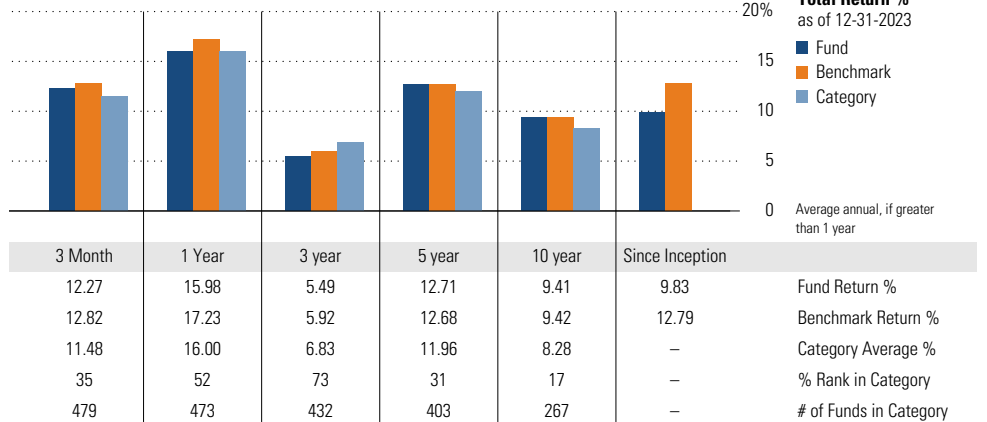
ESG Metrics

Metric	Rating	Updated
Sustainability Rating	4	11-30-2023
Carbon Risk Score	Medium Risk	12-31-2022
ESG Commitment	1-Low	02-15-2022

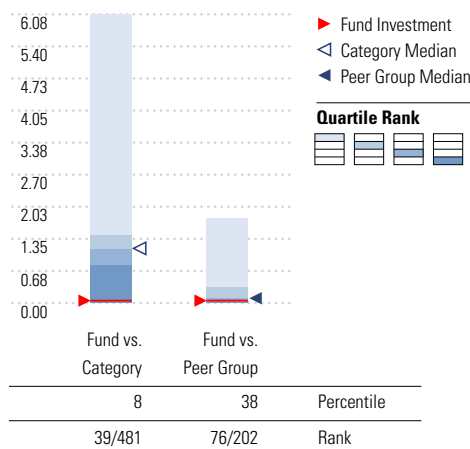
Growth of \$10,000



Trailing Performance



Net Expense



Peer group is a subset of the category and includes funds with the same management style (active vs. passive) and similar share class characteristics.

3-Year Risk Metrics

Metric	Fund	Bmark	Cat
Alpha	-	-	-
Beta	-	-	-
R-Squared	-	-	-
Standard Deviation	19.20	-	19.32
Sharpe Ratio	-	-	-
Tracking Error	-	-	-
Information Ratio	-	-	-
Up Capture Ratio	-	-	-
Down Capture Ratio	-	-	-

Portfolio Metrics

Metric	Fund	Bmark	Cat
Price/Earnings Ratio	20.42	18.71	16.19
Price/Book Ratio	2.95	2.79	2.75
Geom Avg Mkt Cap \$B	27.67	19.61	11.57
ROE	17.28	16.71	20.06

Vanguard Mid Cap Index Admiral VIMAX

Morningstar Category

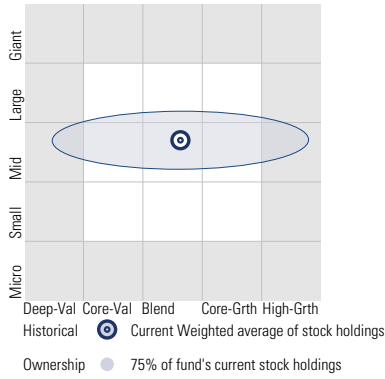
Mid-Cap Blend

Morningstar Index

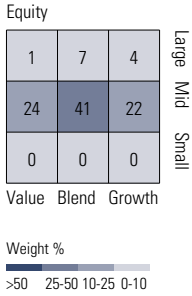
Russell Mid Cap TR USD

Style Analysis as of 12-31-2023

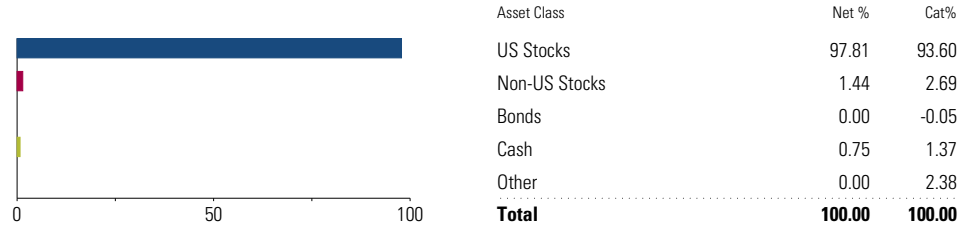
Morningstar Style Box™



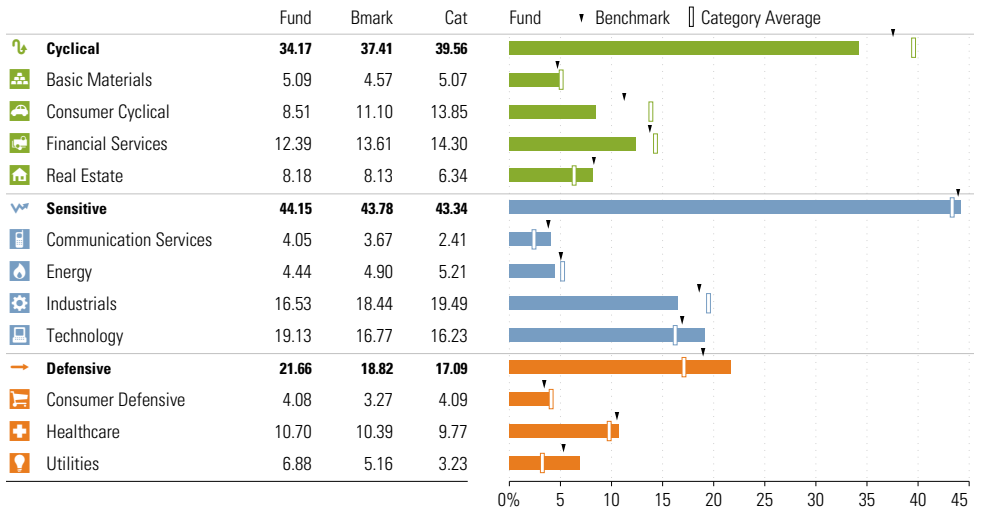
Style Breakdown



Asset Allocation as of 12-31-2023



Sector Weighting as of 12-31-2023



Top 15 Holdings as of 12-31-2023

Name	% Net Asset	Cumulative %	YTD Return %	Morningstar Sector
Amphenol Corp Class A	0.85	0.85	31.31	Technology
Arista Networks Inc	0.84	1.70	94.07	Technology
TransDigm Group Inc	0.77	2.46	66.22	Industrials
Cintas Corp	0.75	3.21	34.55	Industrials
Motorola Solutions Inc	0.75	3.96	22.89	Technology
PACCAR Inc	0.74	4.70	54.43	Industrials
Welltower Inc	0.72	5.42	41.28	Real Estate
Microchip Technology Inc	0.70	6.12	30.63	Technology
Arthur J. Gallagher & Co	0.70	6.82	20.44	Financial Services
Carrier Global Corp Ordinary Shares	0.69	7.52	41.08	Industrials
DexCom Inc	0.69	8.21	9.58	Healthcare
PG&E Corp	0.66	8.87	10.95	Utilities
D.R. Horton Inc	0.62	9.49	71.67	Consumer Cyclical
Nucor Corp	0.62	10.10	33.61	Basic Materials
MSCI Inc	0.61	10.72	22.79	Financial Services

Total Holdings 336

⊕ Increase ⊖ Decrease ✨ New to Portfolio

Vanguard Small Cap Index Adm VSMAX

Morningstar Category
Small Blend

Morningstar Index
Russell 2000 TR USD

Portfolio Manager(s)

Gerard O'Reilly since 04-2016
William Coleman since 04-2016

Quantitative Screens

✔ **Performance:** The fund has finished in the Small Blend category's top three quartiles in 9 of the 10 years it's been in existence.

✔ **Management:** The fund's management has been in place for 7.68 years.

✔ **Style:** The fund has landed in its primary style box — Small Blend — 100 % of the time over the past three years.

✔ **Net Expense:** The fund's expense ratio of 0.05 is 94.85% lower than the Small Blend category average.

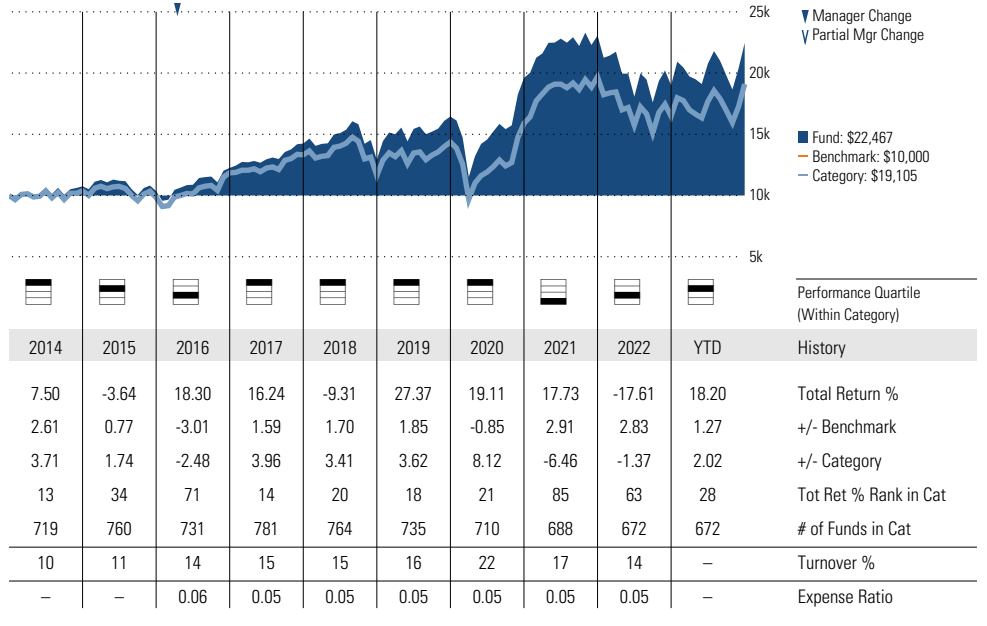
Morningstar Investment Management LLC Analysis

This fund passes all of Morningstar Investment Management's quantitative screens. Morningstar Investment Management has also assessed the fund from a qualitative perspective and, as a fiduciary, is comfortable recommending the fund's use in retirement plans.

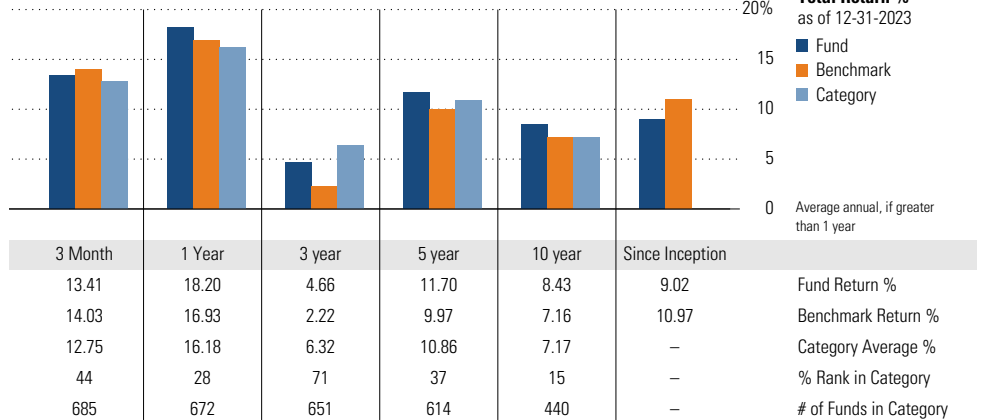
ESG Metrics

Metric	Rating	Updated
Sustainability Rating	4	11-30-2023
Carbon Risk Score	Medium Risk	12-31-2022
ESG Commitment	1-Low	02-15-2022

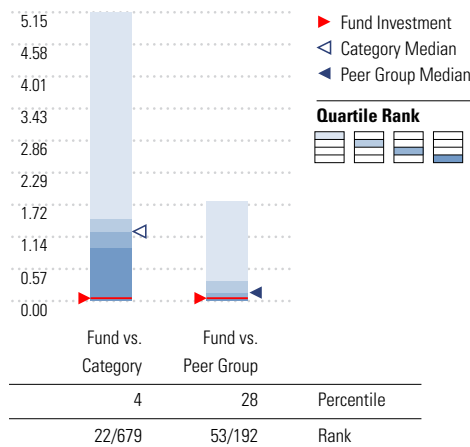
Growth of \$10,000



Trailing Performance



Net Expense



Peer group is a subset of the category and includes funds with the same management style (active vs. passive) and similar share class characteristics.

3-Year Risk Metrics

Metric	Fund	Bmark	Cat
Alpha	-	-	-
Beta	-	-	-
R-Squared	-	-	-
Standard Deviation	20.32	-	20.54
Sharpe Ratio	-	-	-
Tracking Error	-	-	-
Information Ratio	-	-	-
Up Capture Ratio	-	-	-
Down Capture Ratio	-	-	-

Portfolio Metrics

Metric	Fund	Bmark	Cat
Price/Earnings Ratio	15.89	14.37	16.08
Price/Book Ratio	2.30	1.96	2.34
Geom Avg Mkt Cap \$B	6.01	2.47	5.06
ROE	11.90	7.44	18.21

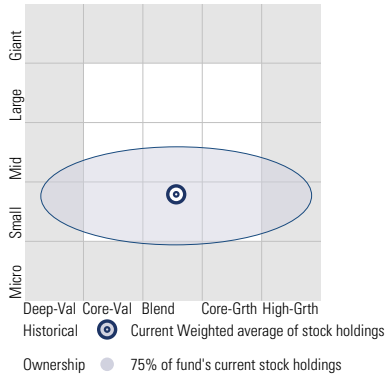
Vanguard Small Cap Index Adm VSMAX

Morningstar Category
Small Blend

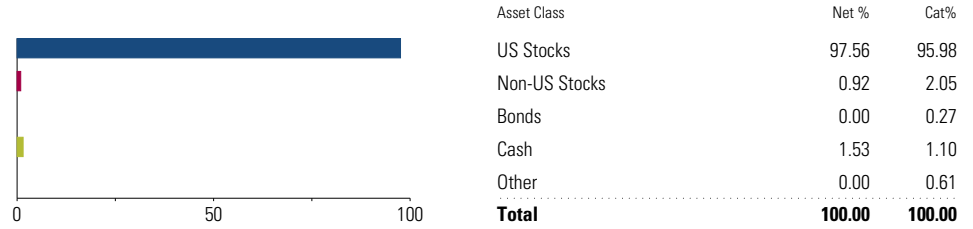
Morningstar Index
Russell 2000 TR USD

Style Analysis as of 12-31-2023

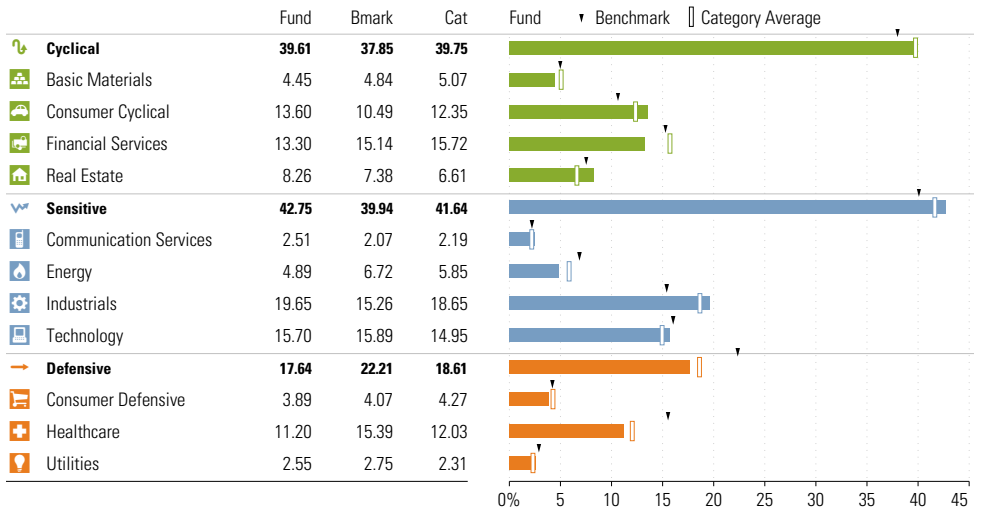
Morningstar Style Box™



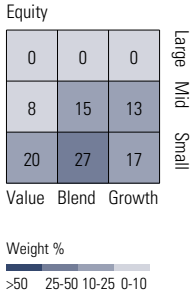
Asset Allocation as of 12-31-2023



Sector Weighting as of 12-31-2023



Style Breakdown



Top 15 Holdings as of 12-31-2023

Name	% Net Asset	Cumulative %	YTD Return %	Morningstar Sector
⊕ Slcmt1142	1.37	1.37	-	-
⊖ Builders FirstSource Inc	0.39	1.76	157.31	Industrials
⊖ PTC Inc	0.37	2.13	45.75	Technology
⊖ Targa Resources Corp	0.36	2.50	20.71	Energy
⊖ Axon Enterprise Inc	0.35	2.84	55.69	Industrials
⊖ Entegris Inc	0.34	3.18	83.29	Technology
⊖ Atmos Energy Corp	0.32	3.50	6.12	Utilities
⊖ Deckers Outdoor Corp	0.32	3.83	67.46	Consumer Cyclical
⊖ Booz Allen Hamilton Holding Corp Class A	0.31	4.14	24.18	Industrials
⊖ Vertiv Holdings Co Class A	0.31	4.45	251.79	Industrials
⊖ IDEX Corp	0.31	4.76	-3.81	Industrials
⊕ Bunge Global SA	0.31	5.06	3.76	Consumer Defensive
⊖ Reliance Steel & Aluminum Co	0.30	5.37	40.13	Basic Materials
⊖ Jabil Inc	0.29	5.66	87.27	Technology
⊖ Carlisle Companies Inc	0.29	5.94	33.94	Industrials

Total Holdings 1427

⊕ Increase ⊖ Decrease ✨ New to Portfolio

Vanguard Target Retirement 2020 Fund VTWNX

Morningstar Category
Target-Date 2020

Morningstar Index
Morningstar Lifetime Mod 2020 TR USD

Portfolio Manager(s)

Walter Nejman since 02-2013
Aurélien Denis since 02-2023
Michael Roach since 02-2023
Roger Aliaga-Diaz since 02-2023

Quantitative Screens

✔ **Performance:** The fund has finished in the Target-Date 2020 category's top three quartiles in 10 of the 10 years it's been in existence.

✔ **Management:** The fund's management has been in place for 10.86 years.

✔ **Style:** The fund has landed in its primary style box — Large Blend — 100 % of the time over the past three years.

✔ **Net Expense:** The fund's expense ratio of 0.08 is 85.96% lower than the Target-Date 2020 category average.

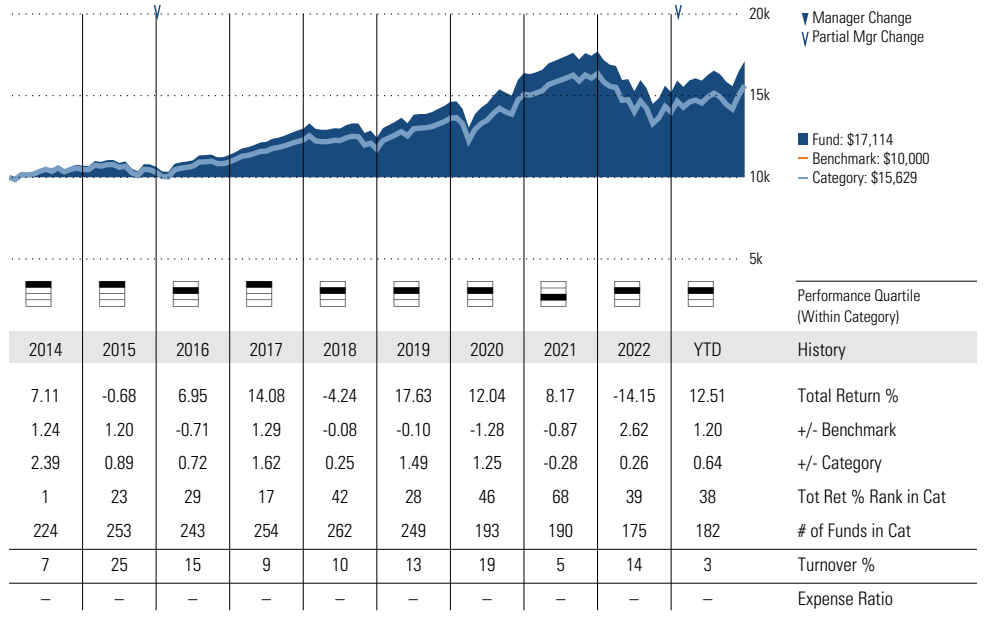
Morningstar Investment Management LLC Analysis

This fund passes all of Morningstar Investment Management's quantitative screens. Morningstar Investment Management has also assessed the fund from a qualitative perspective and, as a fiduciary, is comfortable recommending the fund's use in retirement plans.

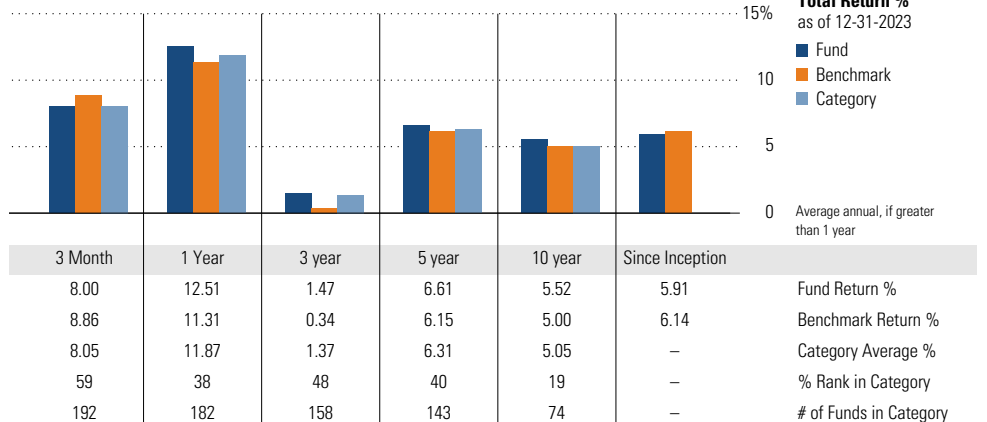
ESG Metrics

Metric	Rating	Updated
Sustainability Rating	3	11-30-2023
ESG Commitment	1-Low	02-15-2022

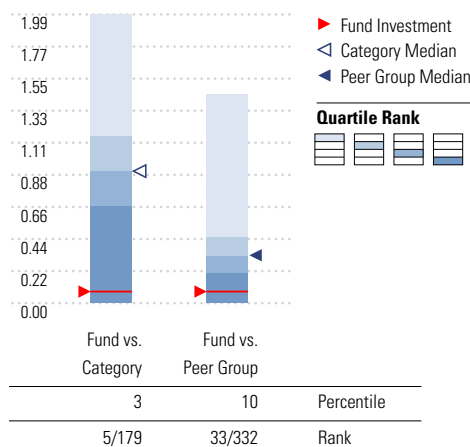
Growth of \$10,000



Trailing Performance



Net Expense



Peer group is a subset of the category and includes funds with the same management style (active vs. passive) and similar share class characteristics.

3-Year Risk Metrics

Metric	Fund	Bmark	Cat
Alpha	-	-	-
Beta	-	-	-
R-Squared	-	-	-
Standard Deviation	10.04	-	10.30
Sharpe Ratio	-	-	-
Tracking Error	-	-	-
Information Ratio	-	-	-
Up Capture Ratio	-	-	-
Down Capture Ratio	-	-	-

Portfolio Metrics

Metric	Fund	Bmark	Cat
Price/Earnings Ratio	17.82	18.56	18.37
Price/Book Ratio	2.45	2.53	2.64
Avg Eff Duration	5.78	-	5.31

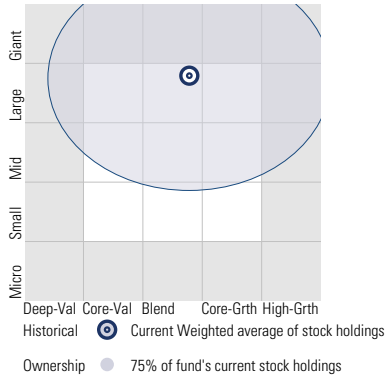
Vanguard Target Retirement 2020 Fund VTWNX

Morningstar Category
Target-Date 2020

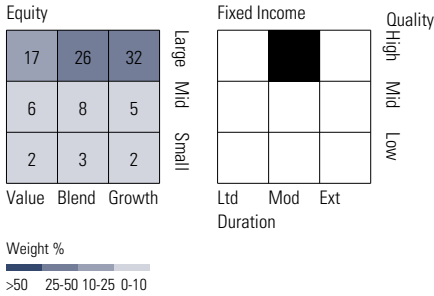
Morningstar Index
Morningstar Lifetime Mod 2020 TR USD

Style Analysis as of 12-31-2023

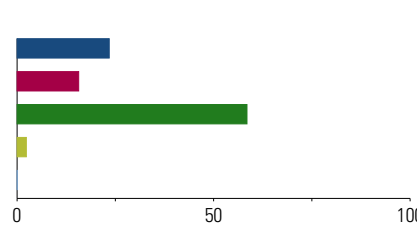
Morningstar Style Box™



Style Breakdown

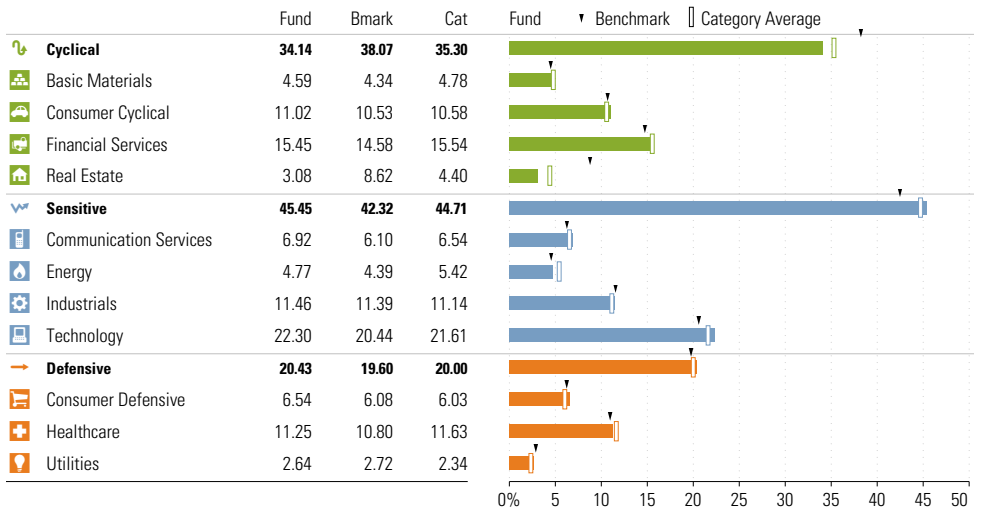


Asset Allocation as of 12-31-2023



Asset Class	Net %	Cat%
US Stocks	23.44	28.24
Non-US Stocks	15.67	16.63
Bonds	58.49	44.83
Cash	2.35	2.98
Other	0.04	7.32
Total	100.00	100.00

Sector Weighting as of 12-31-2023



Top 7 Holdings as of 12-31-2023

Name	Maturity Date	% Net Asset	Cumulative %	YTD Return %	Morningstar Sector
⊕ Vanguard Total Bond Market II Idx Inv	-	33.35	33.35	-	-
⊖ Vanguard Total Stock Mkt Idx Instl Pls	-	23.56	56.91	-	-
⊖ Vanguard Total Intl Stock Index Inv	-	16.05	72.95	-	-
⊕ Vanguard Total Intl Bd II Idx Instl	-	14.61	87.56	-	-
⊕ Vanguard Shrt-Term Infl-Prot Sec Idx Adm	-	11.67	99.23	-	-
⊕ Mktliq 12/31/2049	-	0.77	100.00	-	-
⊕ Us Dollar	-	0.00	100.01	-	-

Total Holdings 7

⊕ Increase ⊖ Decrease ✨ New to Portfolio

Vanguard Target Retirement 2025 Fund VTTVX

Morningstar Category
Target-Date 2025

Morningstar Index
Morningstar Lifetime Mod 2025 TR USD

Portfolio Manager(s)

Walter Nejman since 02-2013
Aurélie Denis since 02-2023
Michael Roach since 02-2023
Roger Aliaga-Diaz since 02-2023

Quantitative Screens

✔ **Performance:** The fund has finished in the Target-Date 2025 category's top three quartiles in 10 of the 10 years it's been in existence.

✔ **Management:** The fund's management has been in place for 10.86 years.

✔ **Style:** The fund has landed in its primary style box — Large Blend — 100 % of the time over the past three years.

✔ **Net Expense:** The fund's expense ratio of 0.08 is 86.67% lower than the Target-Date 2025 category average.

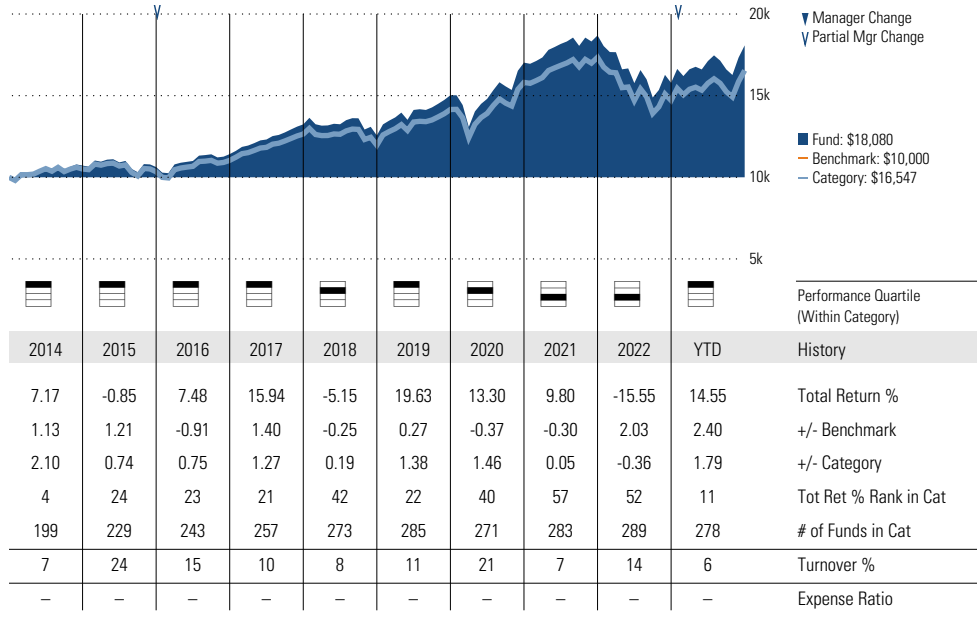
Morningstar Investment Management LLC Analysis

This fund passes all of Morningstar Investment Management's quantitative screens. Morningstar Investment Management has also assessed the fund from a qualitative perspective and, as a fiduciary, is comfortable recommending the fund's use in retirement plans.

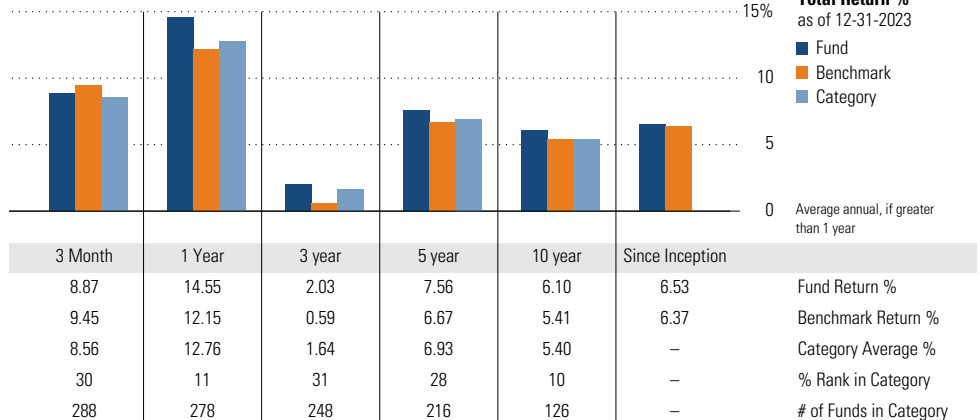
ESG Metrics

Metric	Rating	Updated
Sustainability Rating	3	11-30-2023
Carbon Risk Score	Low Risk	12-31-2022
ESG Commitment	1-Low	02-15-2022

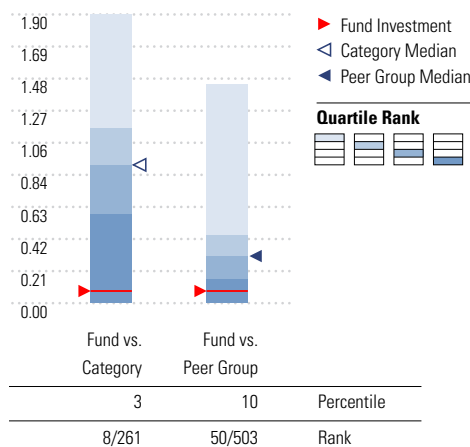
Growth of \$10,000



Trailing Performance



Net Expense



Peer group is a subset of the category and includes funds with the same management style (active vs. passive) and similar share class characteristics.

3-Year Risk Metrics

Metric	Fund	Bmark	Cat
Alpha	-	-	-
Beta	-	-	-
R-Squared	-	-	-
Standard Deviation	11.60	-	11.01
Sharpe Ratio	-	-	-
Tracking Error	-	-	-
Information Ratio	-	-	-
Up Capture Ratio	-	-	-
Down Capture Ratio	-	-	-

Portfolio Metrics

Metric	Fund	Bmark	Cat
Price/Earnings Ratio	17.82	18.36	18.52
Price/Book Ratio	2.45	2.50	2.64
Avg Eff Duration	6.13	-	6.11

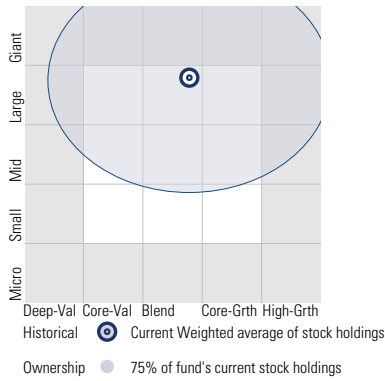
Vanguard Target Retirement 2025 Fund VTTVX

Morningstar Category
Target-Date 2025

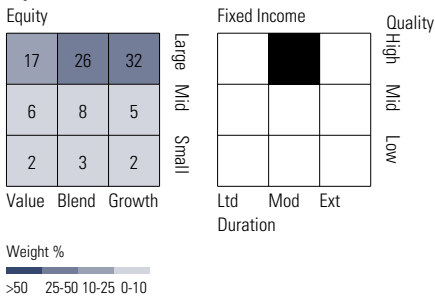
Morningstar Index
Morningstar Lifetime Mod 2025 TR USD

Style Analysis as of 12-31-2023

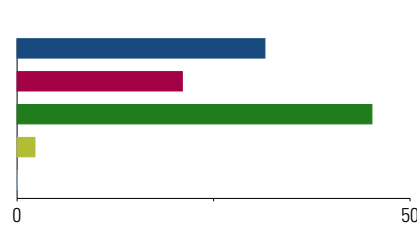
Morningstar Style Box™



Style Breakdown

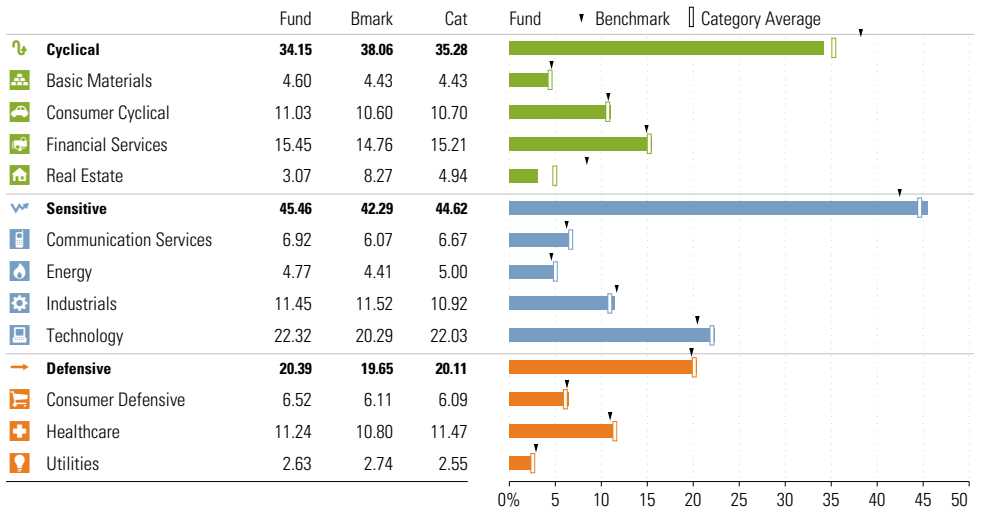


Asset Allocation as of 12-31-2023



Asset Class	Net %	Cat%
US Stocks	31.53	29.65
Non-US Stocks	21.02	15.85
Bonds	45.14	40.63
Cash	2.27	2.52
Other	0.05	11.35
Total	100.00	100.00

Sector Weighting as of 12-31-2023



Top 7 Holdings as of 12-31-2023

Name	Maturity Date	% Net Asset	Cumulative %	YTD Return %	Morningstar Sector
⊖ Vanguard Total Stock Mkt Idx Instl Pls	-	31.69	31.69	-	-
⊕ Vanguard Total Bond Market II Idx Inv	-	28.34	60.03	-	-
⊕ Vanguard Total Intl Stock Index Inv	-	21.52	81.55	-	-
⊕ Vanguard Total Intl Bd II Idx Instl	-	12.44	93.99	-	-
⊕ Vanguard Shrt-Term Infl-Prot Sec Idx Adm	-	5.03	99.02	-	-
⊕ Mktliq 12/31/2049	-	0.99	100.00	-	-
⊖ Us Dollar	-	0.00	100.01	-	-

Total Holdings 7

⊕ Increase ⊖ Decrease ✨ New to Portfolio

Vanguard Target Retirement 2030 Fund VTHRX

Morningstar Category
Target-Date 2030

Morningstar Index
Morningstar Lifetime Mod 2030 TR USD

Portfolio Manager(s)

Walter Nejman since 02-2013
Aurélie Denis since 02-2023
Michael Roach since 02-2023
Roger Aliaga-Diaz since 02-2023

Quantitative Screens

✔ **Performance:** The fund has finished in the Target-Date 2030 category's top three quartiles in 10 of the 10 years it's been in existence.

✔ **Management:** The fund's management has been in place for 10.86 years.

✔ **Style:** The fund has landed in its primary style box — Large Blend — 100 % of the time over the past three years.

✔ **Net Expense:** The fund's expense ratio of 0.08 is 87.3% lower than the Target-Date 2030 category average.

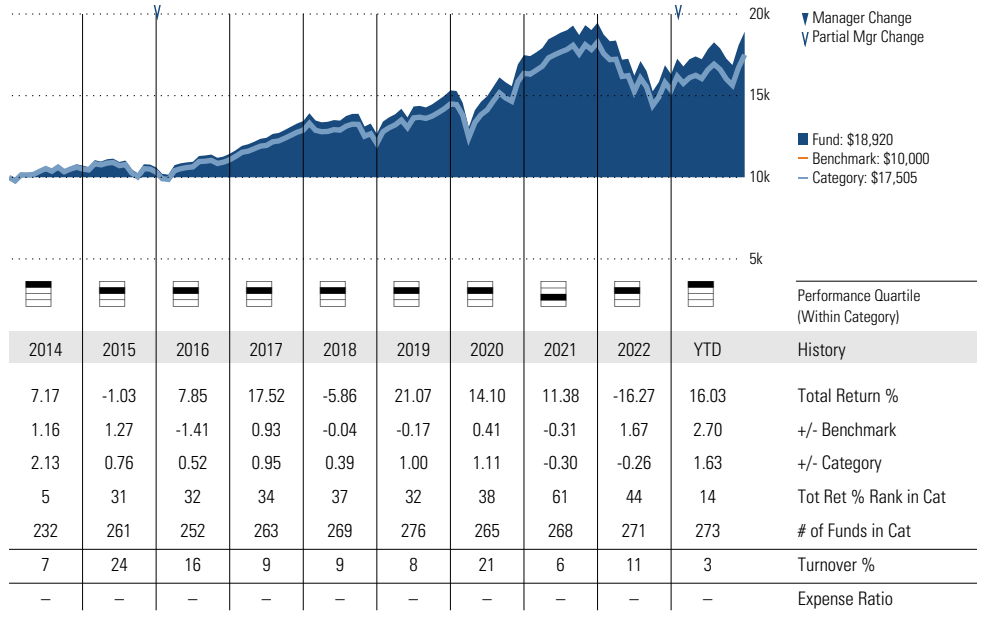
Morningstar Investment Management LLC Analysis

This fund passes all of Morningstar Investment Management's quantitative screens. Morningstar Investment Management has also assessed the fund from a qualitative perspective and, as a fiduciary, is comfortable recommending the fund's use in retirement plans.

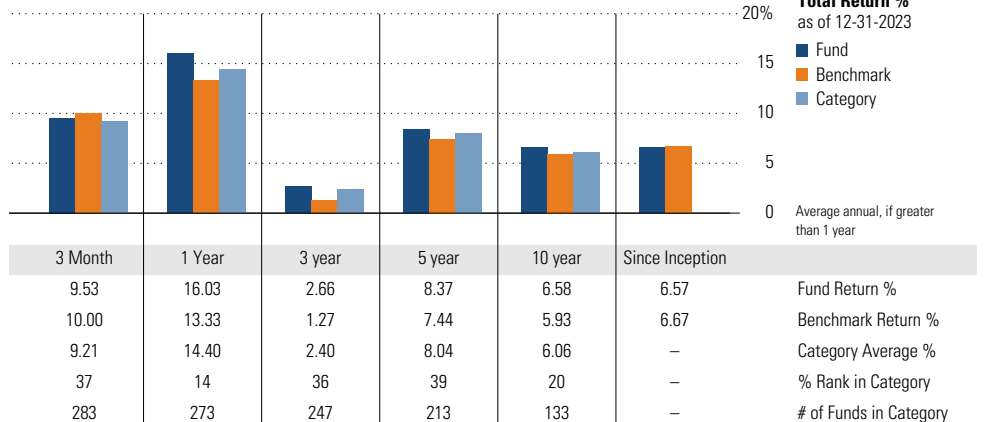
ESG Metrics

Metric	Rating	Updated
Sustainability Rating	3	11-30-2023
Carbon Risk Score	Low Risk	12-31-2022
ESG Commitment	1-Low	02-15-2022

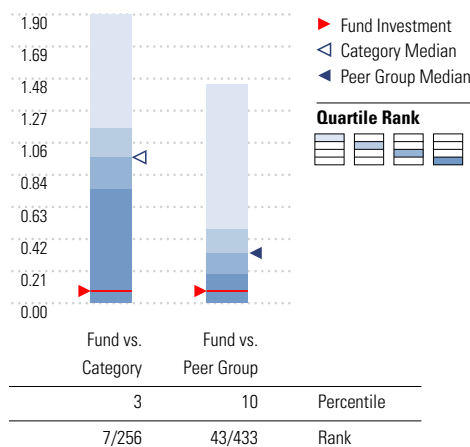
Growth of \$10,000



Trailing Performance



Net Expense



Peer group is a subset of the category and includes funds with the same management style (active vs. passive) and similar share class characteristics.

3-Year Risk Metrics

Metric	Fund	Bmark	Cat
Alpha	-	-	-
Beta	-	-	-
R-Squared	-	-	-
Standard Deviation	12.65	-	12.29
Sharpe Ratio	-	-	-
Tracking Error	-	-	-
Information Ratio	-	-	-
Up Capture Ratio	-	-	-
Down Capture Ratio	-	-	-

Portfolio Metrics

Metric	Fund	Bmark	Cat
Price/Earnings Ratio	17.86	18.17	18.42
Price/Book Ratio	2.46	2.46	2.69
Avg Eff Duration	6.56	-	6.67

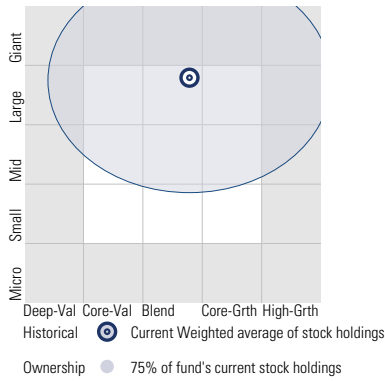
Vanguard Target Retirement 2030 Fund VTHR

Morningstar Category
Target-Date 2030

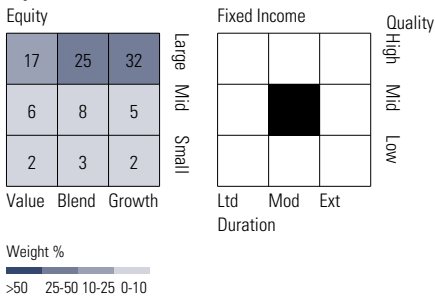
Morningstar Index
Morningstar Lifetime Mod 2030 TR USD

Style Analysis as of 12-31-2023

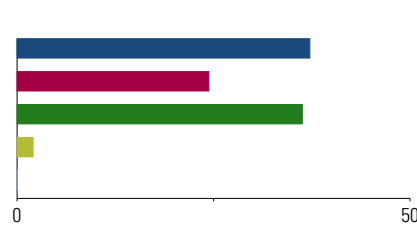
Morningstar Style Box™



Style Breakdown

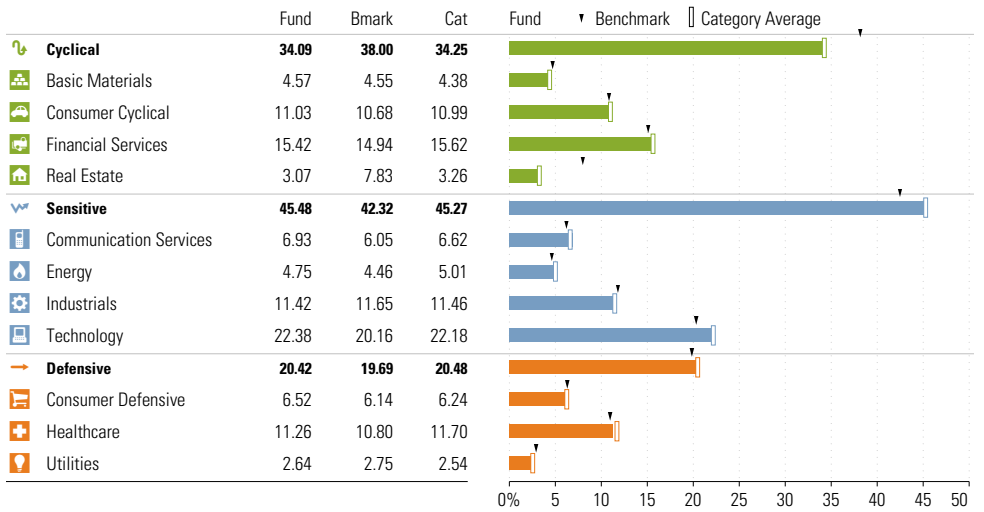


Asset Allocation as of 12-31-2023



Asset Class	Net %	Cat%
US Stocks	37.24	35.23
Non-US Stocks	24.40	19.60
Bonds	36.29	32.00
Cash	2.03	1.47
Other	0.04	11.70
Total	100.00	100.00

Sector Weighting as of 12-31-2023



Top 6 Holdings as of 12-31-2023

Name	Maturity Date	% Net Asset	Cumulative %	YTD Return %	Morningstar Sector
⊖ Vanguard Total Stock Mkt Idx Instl Pls	-	37.43	37.43	-	-
⊕ Vanguard Total Bond Market II Idx Inv	-	25.58	63.01	-	-
⊕ Vanguard Total Intl Stock Index Inv	-	24.98	87.99	-	-
⊕ Vanguard Total Intl Bd II Idx Instl	-	11.03	99.02	-	-
⊕ Mktliq 12/31/2049	-	0.98	99.99	-	-
⊕ Us Dollar	-	0.01	100.00	-	-

Total Holdings 6

⊕ Increase ⊖ Decrease ✨ New to Portfolio

Vanguard Target Retirement 2035 Fund VTTX

Morningstar Category
Target-Date 2035

Morningstar Index
Morningstar Lifetime Mod 2035 TR USD

Portfolio Manager(s)

Walter Nejman since 02-2013
Aurélie Denis since 02-2023
Michael Roach since 02-2023
Roger Aliaga-Diaz since 02-2023

Quantitative Screens

✔ **Performance:** The fund has finished in the Target-Date 2035 category's top three quartiles in 9 of the 10 years it's been in existence.

✔ **Management:** The fund's management has been in place for 10.86 years.

✔ **Style:** The fund has landed in its primary style box — Large Blend — 100 % of the time over the past three years.

✔ **Net Expense:** The fund's expense ratio of 0.08 is 87.1% lower than the Target-Date 2035 category average.

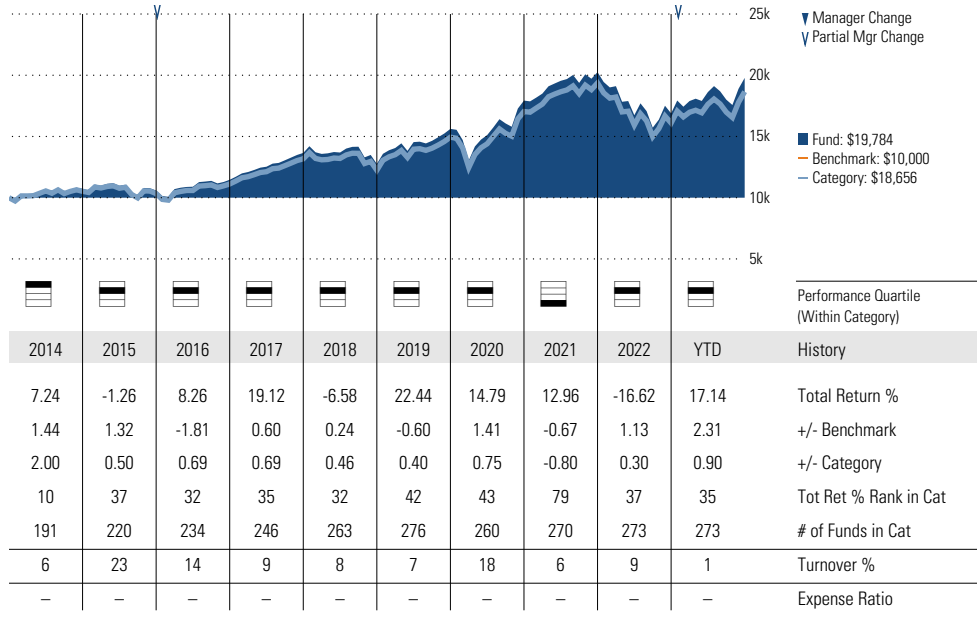
Morningstar Investment Management LLC Analysis

This fund passes all of Morningstar Investment Management's quantitative screens. Morningstar Investment Management has also assessed the fund from a qualitative perspective and, as a fiduciary, is comfortable recommending the fund's use in retirement plans.

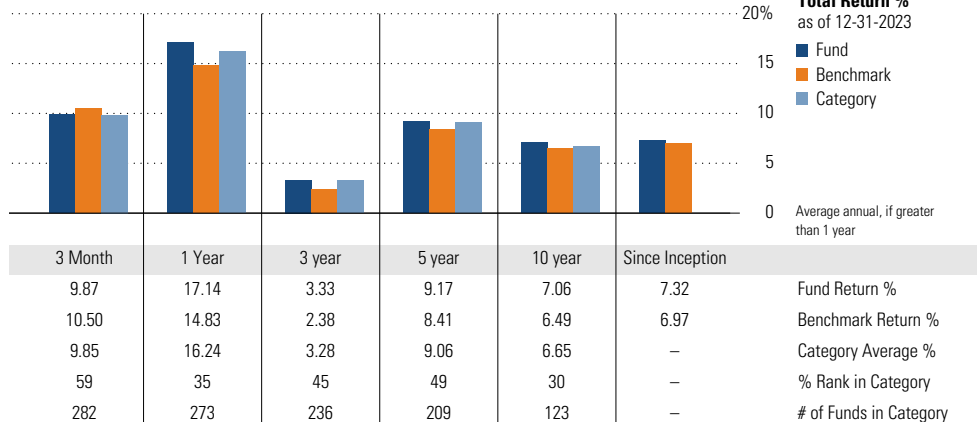
ESG Metrics

Metric	Rating	Updated
Sustainability Rating	3	11-30-2023
Carbon Risk Score	Low Risk	12-31-2022
ESG Commitment	1-Low	02-15-2022

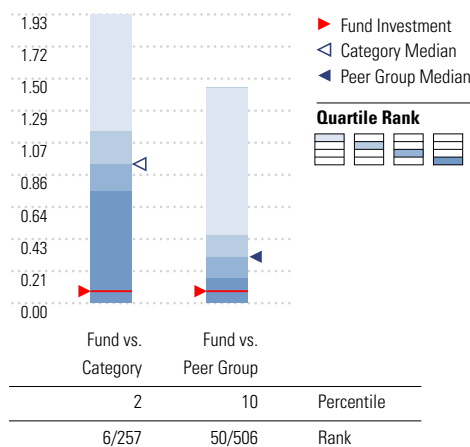
Growth of \$10,000



Trailing Performance



Net Expense



Peer group is a subset of the category and includes funds with the same management style (active vs. passive) and similar share class characteristics.

3-Year Risk Metrics

Metric	Fund	Bmark	Cat
Alpha	-	-	-
Beta	-	-	-
R-Squared	-	-	-
Standard Deviation	13.48	-	13.61
Sharpe Ratio	-	-	-
Tracking Error	-	-	-
Information Ratio	-	-	-
Up Capture Ratio	-	-	-
Down Capture Ratio	-	-	-

Portfolio Metrics

Metric	Fund	Bmark	Cat
Price/Earnings Ratio	17.93	17.97	18.43
Price/Book Ratio	2.47	2.43	2.66
Avg Eff Duration	6.56	-	7.08

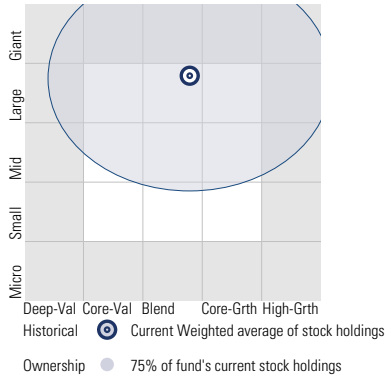
Vanguard Target Retirement 2035 Fund VTTHX

Morningstar Category
Target-Date 2035

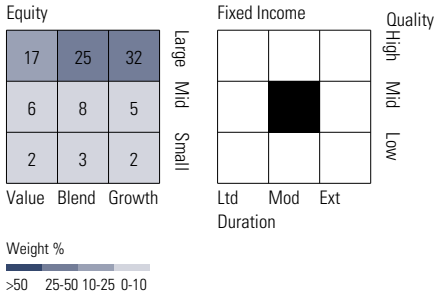
Morningstar Index
Morningstar Lifetime Mod 2035 TR USD

Style Analysis as of 12-31-2023

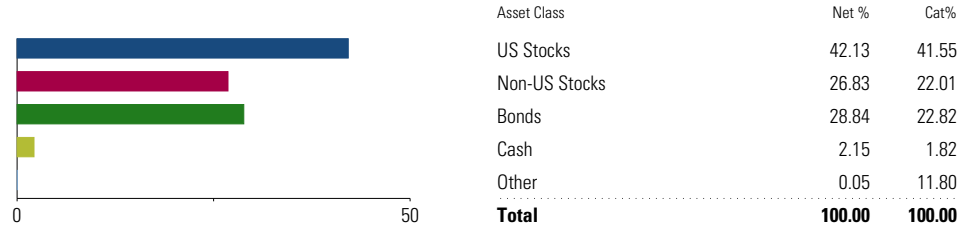
Morningstar Style Box™



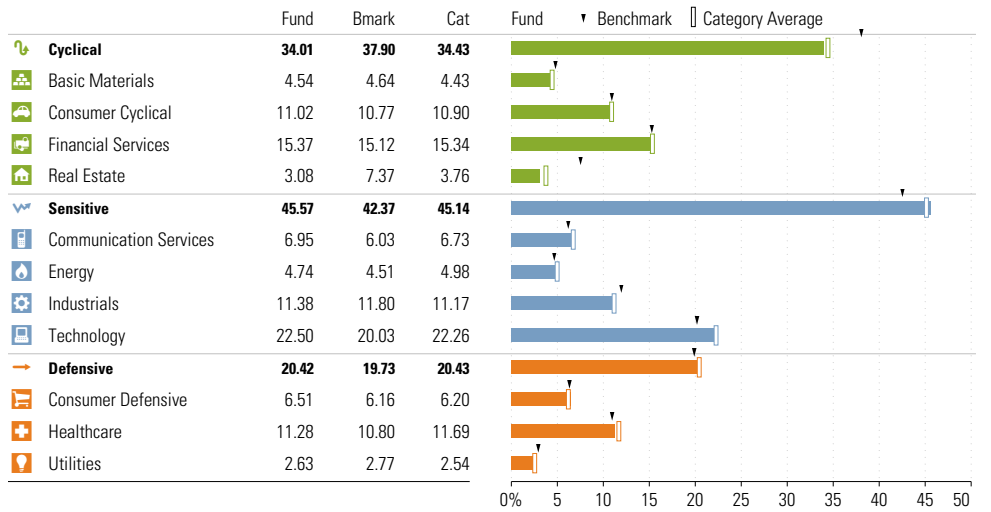
Style Breakdown



Asset Allocation as of 12-31-2023



Sector Weighting as of 12-31-2023



Top 6 Holdings as of 12-31-2023

Name	Maturity Date	% Net Asset	Cumulative %	YTD Return %	Morningstar Sector
⊖ Vanguard Total Stock Mkt Idx Instl Pls	-	42.35	42.35	-	-
⊕ Vanguard Total Intl Stock Index Inv	-	27.47	69.81	-	-
⊕ Vanguard Total Bond Market II Idx Inv	-	20.32	90.14	-	-
⊕ Vanguard Total Intl Bd II Idx Instl	-	8.77	98.91	-	-
⊕ Mktliq 12/31/2049	-	1.09	100.00	-	-
⊕ Us Dollar	-	0.00	100.00	-	-

Total Holdings 6

⊕ Increase ⊖ Decrease ✨ New to Portfolio

Vanguard Target Retirement 2040 Fund VFORX

Morningstar Category
Target-Date 2040

Morningstar Index
Morningstar Lifetime Mod 2040 TR USD

Portfolio Manager(s)

Walter Nejman since 02-2013
Aurélie Denis since 02-2023
Michael Roach since 02-2023
Roger Aliaga-Diaz since 02-2023

Quantitative Screens

✔ **Performance:** The fund has finished in the Target-Date 2040 category's top three quartiles in 9 of the 10 years it's been in existence.

✔ **Management:** The fund's management has been in place for 10.86 years.

✔ **Style:** The fund has landed in its primary style box — Large Blend — 100 % of the time over the past three years.

✔ **Net Expense:** The fund's expense ratio of 0.08 is 87.69% lower than the Target-Date 2040 category average.

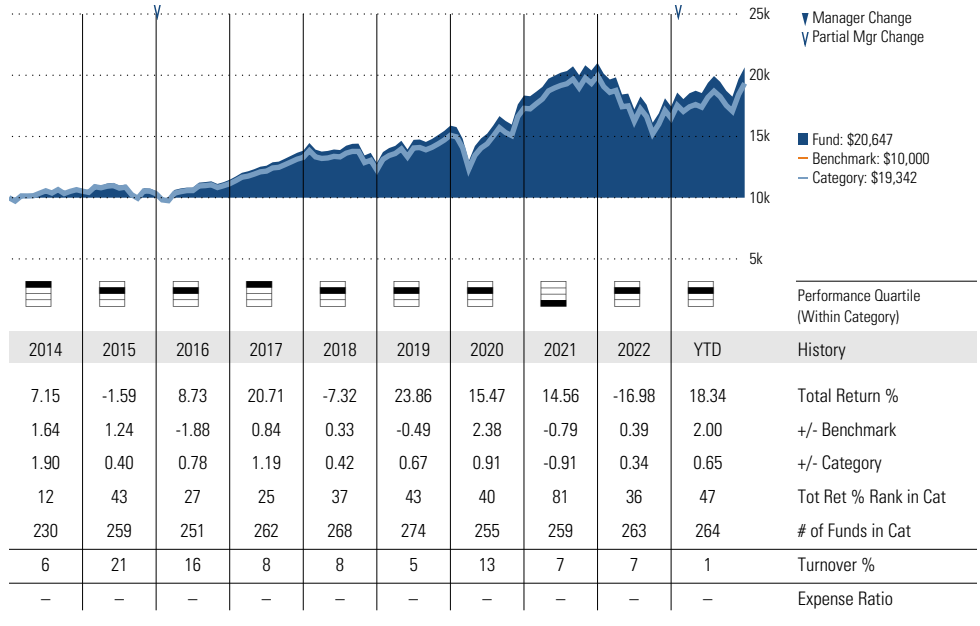
Morningstar Investment Management LLC Analysis

This fund passes all of Morningstar Investment Management's quantitative screens. Morningstar Investment Management has also assessed the fund from a qualitative perspective and, as a fiduciary, is comfortable recommending the fund's use in retirement plans.

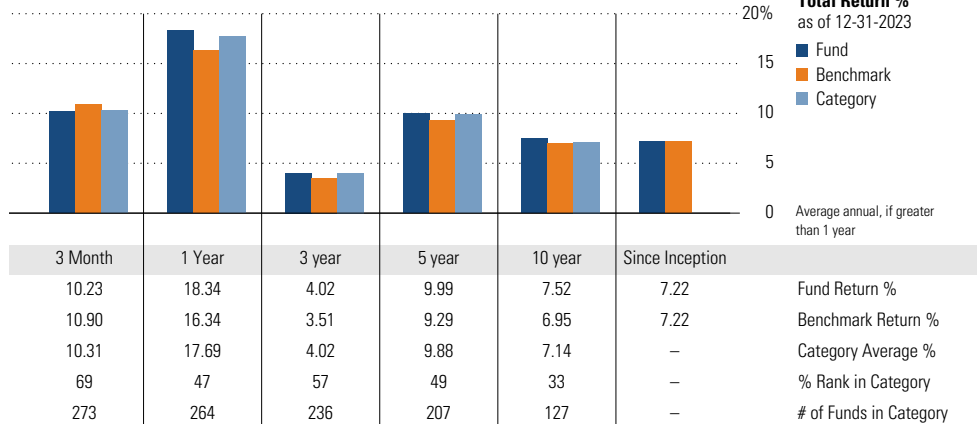
ESG Metrics

Metric	Rating	Updated
Sustainability Rating	3	11-30-2023
Carbon Risk Score	Low Risk	12-31-2022
ESG Commitment	1-Low	02-15-2022

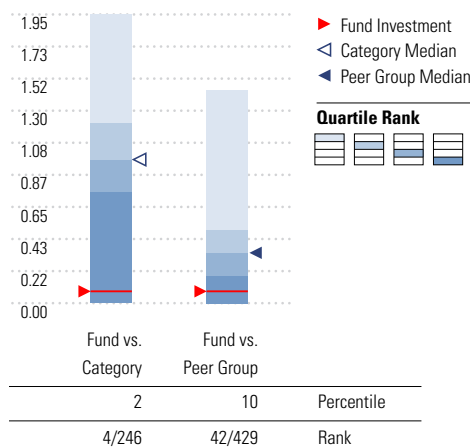
Growth of \$10,000



Trailing Performance



Net Expense



Peer group is a subset of the category and includes funds with the same management style (active vs. passive) and similar share class characteristics.

3-Year Risk Metrics

Metric	Fund	Bmark	Cat
Alpha	-	-	-
Beta	-	-	-
R-Squared	-	-	-
Standard Deviation	14.30	-	14.71
Sharpe Ratio	-	-	-
Tracking Error	-	-	-
Information Ratio	-	-	-
Up Capture Ratio	-	-	-
Down Capture Ratio	-	-	-

Portfolio Metrics

Metric	Fund	Bmark	Cat
Price/Earnings Ratio	17.93	17.78	18.34
Price/Book Ratio	2.48	2.39	2.66
Avg Eff Duration	6.56	-	7.59

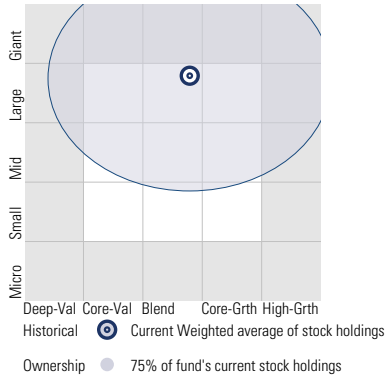
Vanguard Target Retirement 2040 Fund VFORX

Morningstar Category
Target-Date 2040

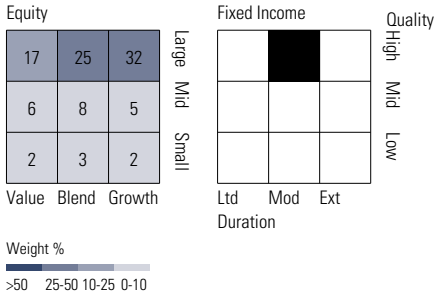
Morningstar Index
Morningstar Lifetime Mod 2040 TR USD

Style Analysis as of 12-31-2023

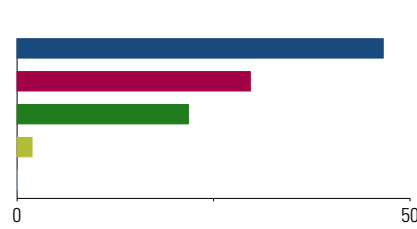
Morningstar Style Box™



Style Breakdown

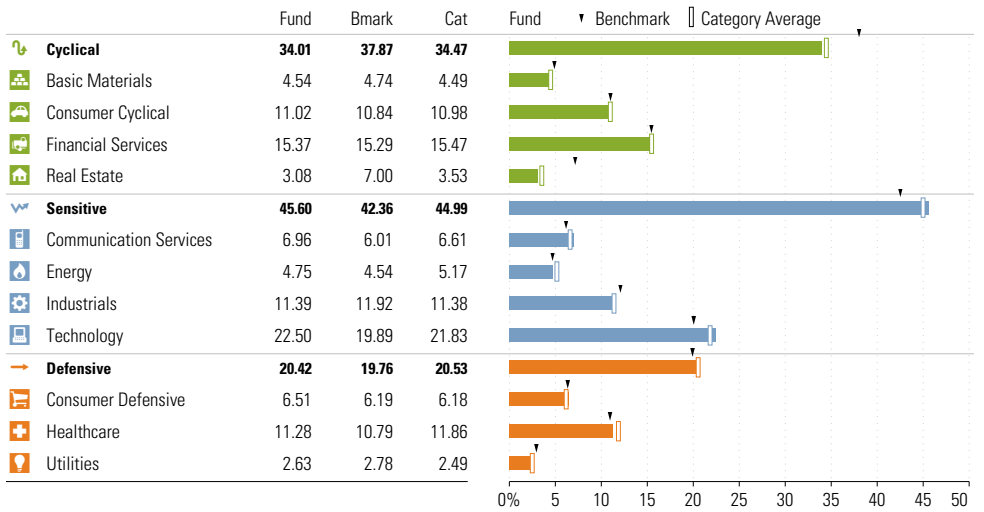


Asset Allocation as of 12-31-2023



Asset Class	Net %	Cat%
US Stocks	46.58	48.07
Non-US Stocks	29.67	26.58
Bonds	21.79	13.45
Cash	1.90	1.65
Other	0.05	10.26
Total	100.00	100.00

Sector Weighting as of 12-31-2023



Top 6 Holdings as of 12-31-2023

Name	Maturity Date	% Net Asset	Cumulative %	YTD Return %	Morningstar Sector
⊖ Vanguard Total Stock Mkt Idx Instl Pls	-	46.83	46.83	-	-
⊕ Vanguard Total Intl Stock Index Inv	-	30.36	77.19	-	-
⊕ Vanguard Total Bond Market II Idx Inv	-	15.40	92.60	-	-
⊕ Vanguard Total Intl Bd II Idx Instl	-	6.58	99.18	-	-
⊕ Mktliq 12/31/2049	-	0.82	99.99	-	-
⊕ Us Dollar	-	0.01	100.00	-	-

Total Holdings 6

⊕ Increase ⊖ Decrease ✨ New to Portfolio

Vanguard Target Retirement 2045 Fund VTIVX

Morningstar Category
Target-Date 2045

Morningstar Index
Morningstar Lifetime Mod 2045 TR USD

Portfolio Manager(s)

Walter Nejman since 02-2013
Aurélie Denis since 02-2023
Michael Roach since 02-2023
Roger Aliaga-Diaz since 02-2023

Quantitative Screens

✔ **Performance:** The fund has finished in the Target-Date 2045 category's top three quartiles in 10 of the 10 years it's been in existence.

✔ **Management:** The fund's management has been in place for 10.86 years.

✔ **Style:** The fund has landed in its primary style box — Large Blend — 100 % of the time over the past three years.

✔ **Net Expense:** The fund's expense ratio of 0.08 is 87.5% lower than the Target-Date 2045 category average.

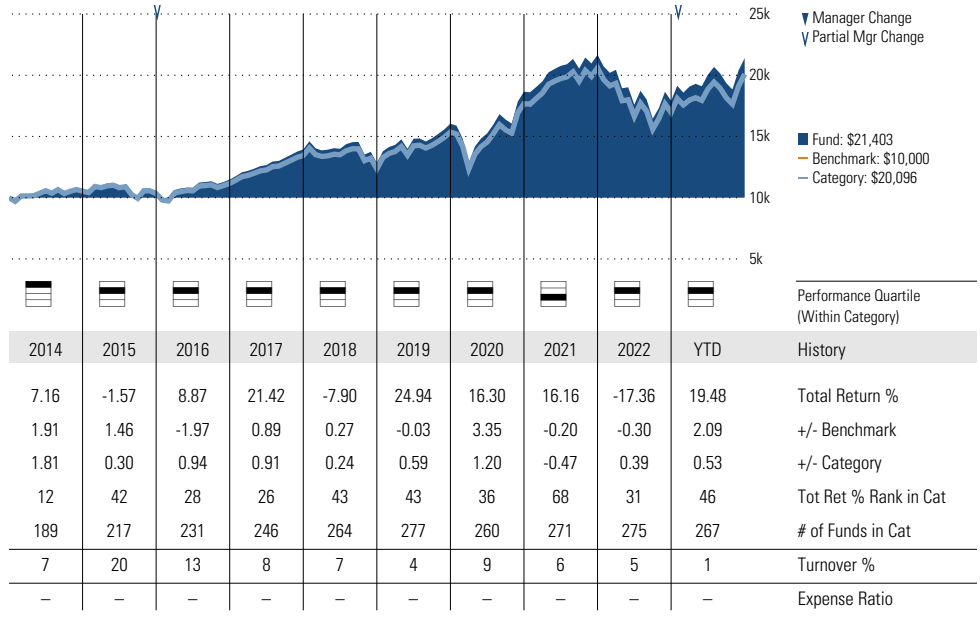
Morningstar Investment Management LLC Analysis

This fund passes all of Morningstar Investment Management's quantitative screens. Morningstar Investment Management has also assessed the fund from a qualitative perspective and, as a fiduciary, is comfortable recommending the fund's use in retirement plans.

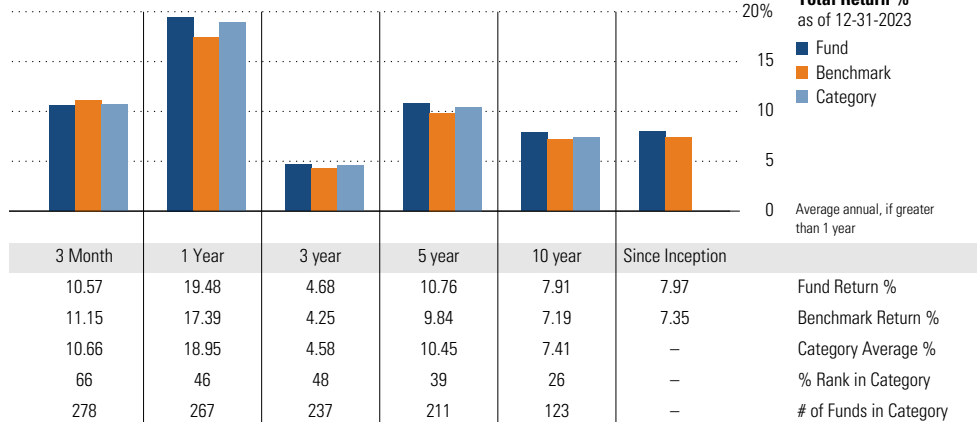
ESG Metrics

Metric	Rating	Updated
Sustainability Rating	3	11-30-2023
Carbon Risk Score	Low Risk	12-31-2022
ESG Commitment	1-Low	02-15-2022

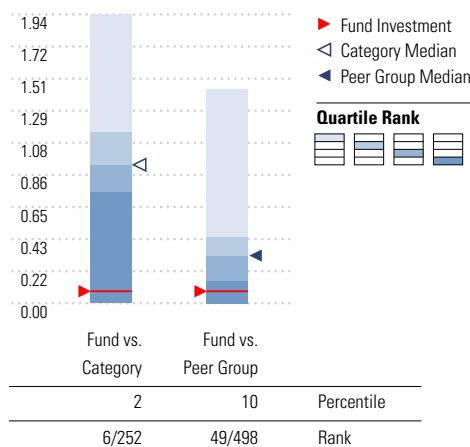
Growth of \$10,000



Trailing Performance



Net Expense



Peer group is a subset of the category and includes funds with the same management style (active vs. passive) and similar share class characteristics.

3-Year Risk Metrics

Metric	Fund	Bmark	Cat
Alpha	-	-	-
Beta	-	-	-
R-Squared	-	-	-
Standard Deviation	15.16	-	15.47
Sharpe Ratio	-	-	-
Tracking Error	-	-	-
Information Ratio	-	-	-
Up Capture Ratio	-	-	-
Down Capture Ratio	-	-	-

Portfolio Metrics

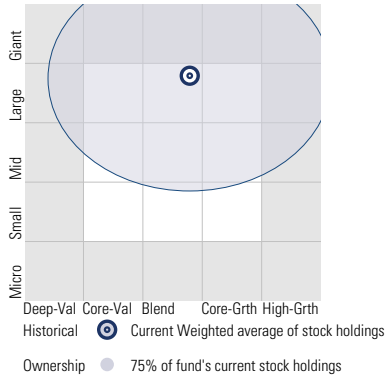
Metric	Fund	Bmark	Cat
Price/Earnings Ratio	17.93	17.62	18.37
Price/Book Ratio	2.48	2.36	2.63
Avg Eff Duration	6.55	-	8.66

Vanguard Target Retirement 2045 Fund VTIVX

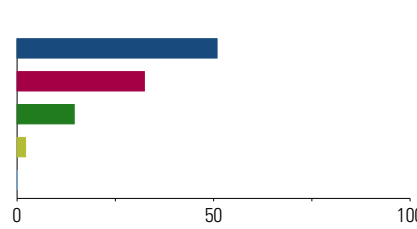
Morningstar Category
Target-Date 2045

Morningstar Index
Morningstar Lifetime Mod 2045 TR USD

Style Analysis as of 12-31-2023
Morningstar Style Box™

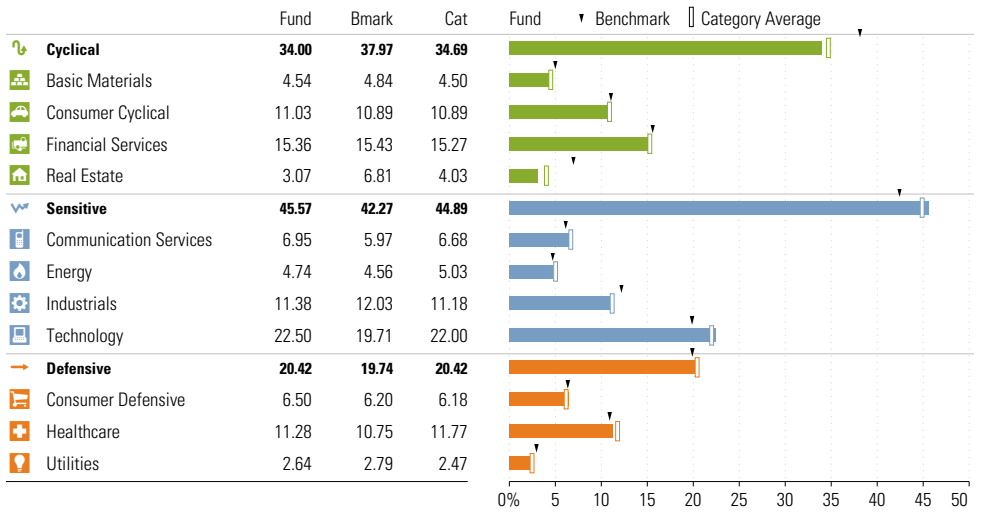


Asset Allocation as of 12-31-2023

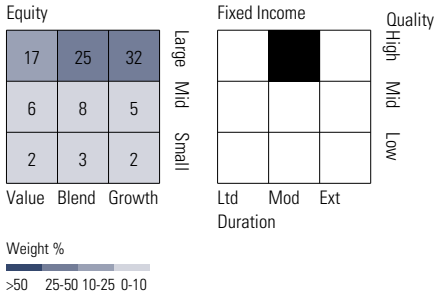


Asset Class	Net %	Cat%
US Stocks	50.88	51.35
Non-US Stocks	32.38	27.47
Bonds	14.53	8.96
Cash	2.16	1.47
Other	0.06	10.76
Total	100.00	100.00

Sector Weighting as of 12-31-2023



Style Breakdown



Top 6 Holdings as of 12-31-2023

Name	Maturity Date	% Net Asset	Cumulative %	YTD Return %	Morningstar Sector
⊕ Vanguard Total Stock Mkt Idx Instl Pls	-	51.14	51.14	-	-
⊕ Vanguard Total Intl Stock Index Inv	-	33.15	84.29	-	-
⊕ Vanguard Total Bond Market II Idx Inv	-	10.32	94.61	-	-
⊕ Vanguard Total Intl Bd II Idx Instl	-	4.34	98.95	-	-
⊕ Mktliq 12/31/2049	-	1.03	99.99	-	-
⊕ Us Dollar	-	0.01	100.00	-	-

Total Holdings 6

⊕ Increase ⊖ Decrease ✨ New to Portfolio

Vanguard Target Retirement 2050 Fund VFI5X

Morningstar Category
Target-Date 2050

Morningstar Index
Morningstar Lifetime Mod 2050 TR USD

Portfolio Manager(s)

Walter Nejman since 02-2013
Aurélie Denis since 02-2023
Michael Roach since 02-2023
Roger Aliaga-Diaz since 02-2023

Quantitative Screens

Performance: The fund has finished in the Target-Date 2050 category's top three quartiles in 10 of the 10 years it's been in existence.

Management: The fund's management has been in place for 10.86 years.

Style: The fund has landed in its primary style box — Large Blend — 100 % of the time over the past three years.

Net Expense: The fund's expense ratio of 0.08 is 87.69% lower than the Target-Date 2050 category average.

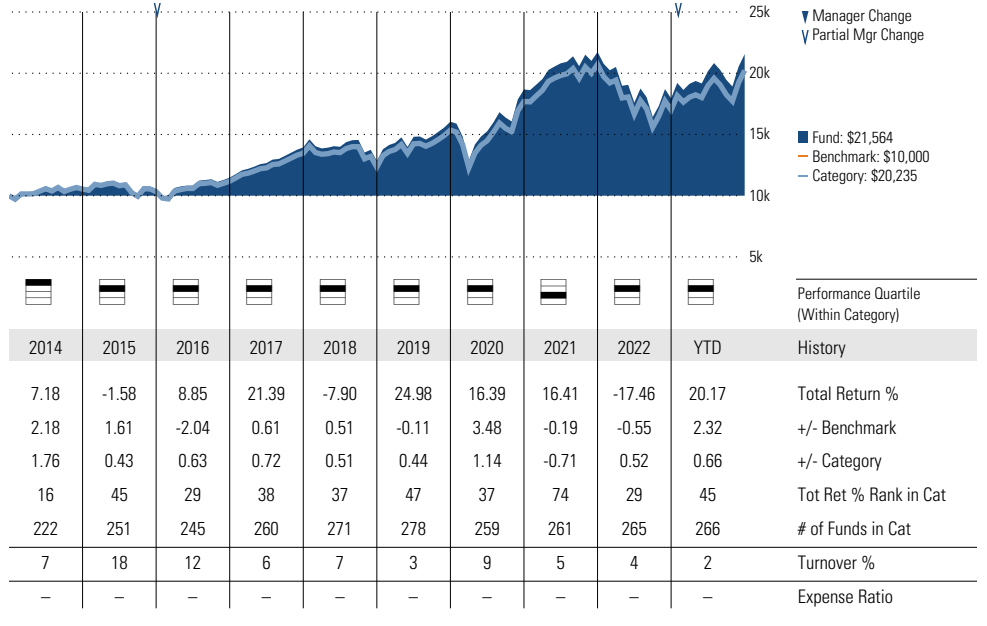
Morningstar Investment Management LLC Analysis

This fund passes all of Morningstar Investment Management's quantitative screens. Morningstar Investment Management has also assessed the fund from a qualitative perspective and, as a fiduciary, is comfortable recommending the fund's use in retirement plans.

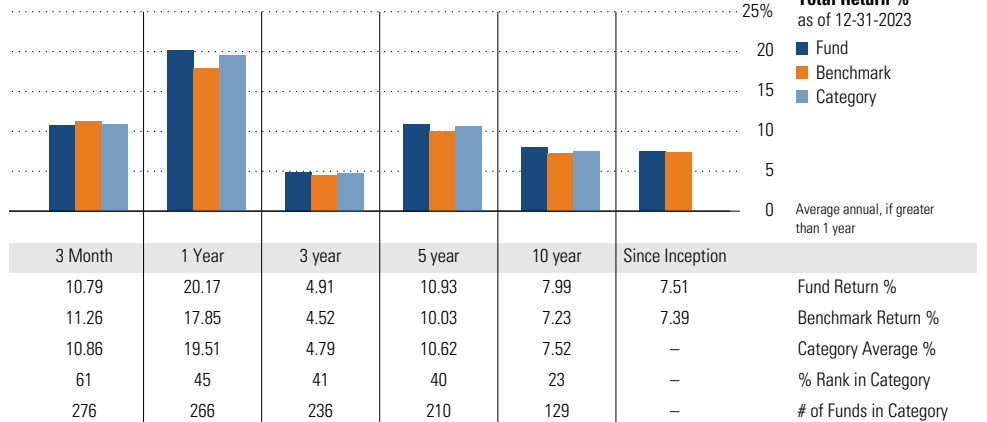
ESG Metrics

Metric	Rating	Updated
Sustainability Rating	3	11-30-2023
Carbon Risk Score	Low Risk	12-31-2022
ESG Commitment	1-Low	02-15-2022

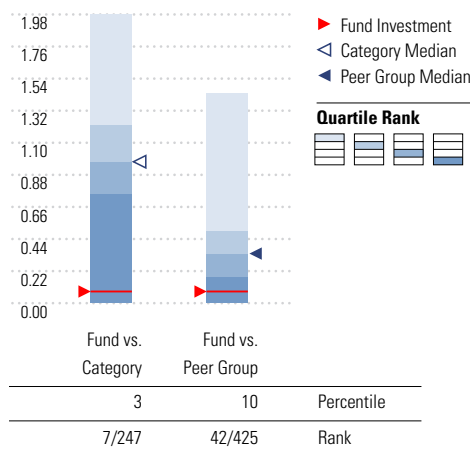
Growth of \$10,000



Trailing Performance



Net Expense



Peer group is a subset of the category and includes funds with the same management style (active vs. passive) and similar share class characteristics.

3-Year Risk Metrics

	Fund	Bmark	Cat
Alpha	-	-	-
Beta	-	-	-
R-Squared	-	-	-
Standard Deviation	15.53	-	15.84
Sharpe Ratio	-	-	-
Tracking Error	-	-	-
Information Ratio	-	-	-
Up Capture Ratio	-	-	-
Down Capture Ratio	-	-	-

Portfolio Metrics

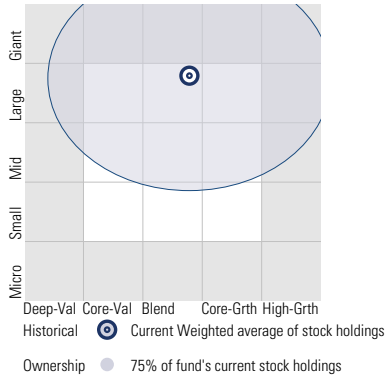
	Fund	Bmark	Cat
Price/Earnings Ratio	17.84	17.48	18.37
Price/Book Ratio	2.45	2.33	2.63
Avg Eff Duration	6.54	-	9.43

Vanguard Target Retirement 2050 Fund VFI5X

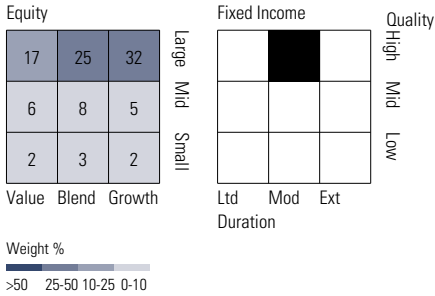
Morningstar Category
Target-Date 2050

Morningstar Index
Morningstar Lifetime Mod 2050 TR USD

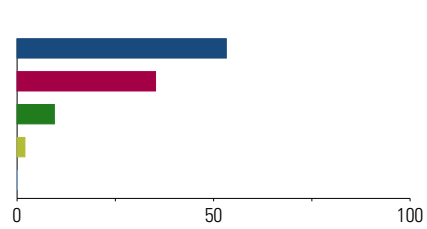
Style Analysis as of 12-31-2023
Morningstar Style Box™



Style Breakdown

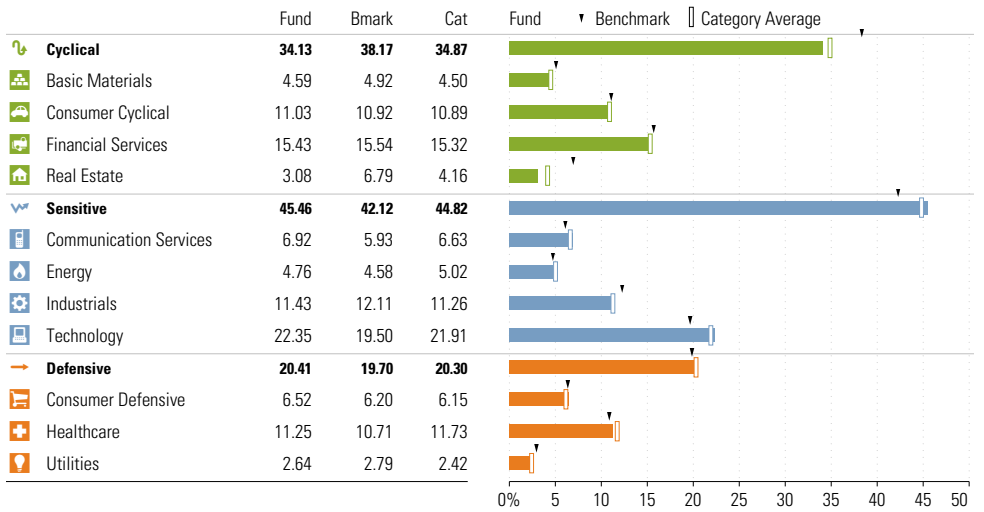


Asset Allocation as of 12-31-2023



Asset Class	Net %	Cat%
US Stocks	53.23	53.58
Non-US Stocks	35.23	28.57
Bonds	9.48	6.68
Cash	1.99	1.42
Other	0.07	9.74
Total	100.00	100.00

Sector Weighting as of 12-31-2023



Top 6 Holdings as of 12-31-2023

Name	Maturity Date	% Net Asset	Cumulative %	YTD Return %	Morningstar Sector
⊕ Vanguard Total Stock Mkt Idx Instl Pls	-	53.50	53.50	-	-
⊕ Vanguard Total Intl Stock Index Inv	-	36.07	89.57	-	-
⊕ Vanguard Total Bond Market II Idx Inv	-	6.85	96.42	-	-
⊕ Vanguard Total Intl Bd II Idx Instl	-	2.72	99.14	-	-
⊕ Mktliq 12/31/2049	-	0.84	99.98	-	-
⊕ Us Dollar	-	0.02	100.00	-	-

Total Holdings 6

⊕ Increase ⊖ Decrease ✨ New to Portfolio

Vanguard Target Retirement 2055 Fund VFFVX

Morningstar Category
Target-Date 2055

Morningstar Index
Morningstar Lifetime Mod 2055 TR USD

Portfolio Manager(s)

Walter Nejman since 02-2013
Aurélie Denis since 02-2023
Michael Roach since 02-2023
Roger Aliaga-Diaz since 02-2023

Quantitative Screens

✔ **Performance:** The fund has finished in the Target-Date 2055 category's top three quartiles in 9 of the 10 years it's been in existence.

✔ **Management:** The fund's management has been in place for 10.86 years.

✔ **Style:** The fund has landed in its primary style box — Large Blend — 100 % of the time over the past three years.

✔ **Net Expense:** The fund's expense ratio of 0.08 is 87.69% lower than the Target-Date 2055 category average.

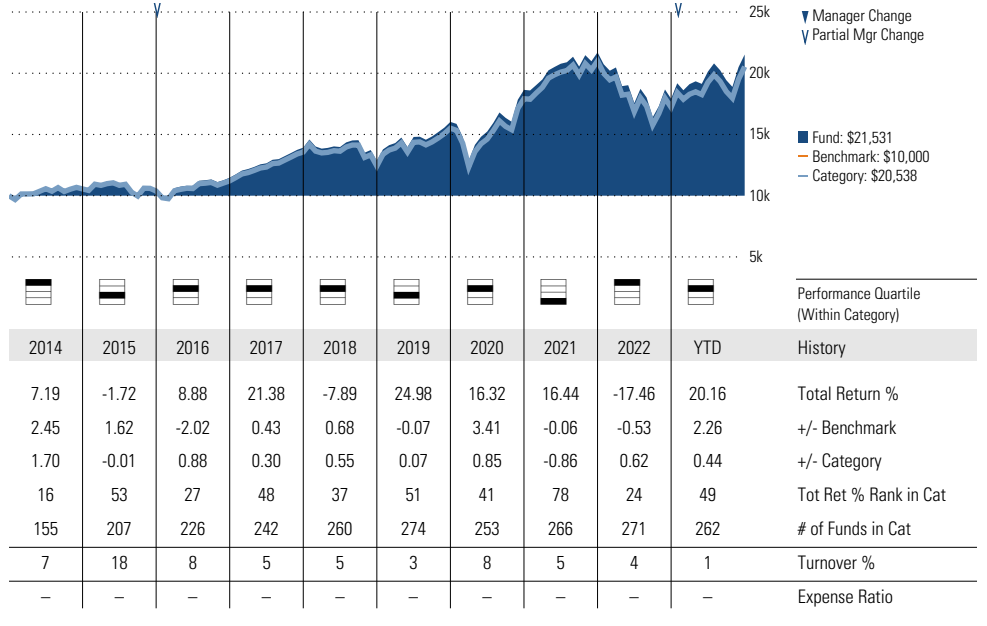
Morningstar Investment Management LLC Analysis

This fund passes all of Morningstar Investment Management's quantitative screens. Morningstar Investment Management has also assessed the fund from a qualitative perspective and, as a fiduciary, is comfortable recommending the fund's use in retirement plans.

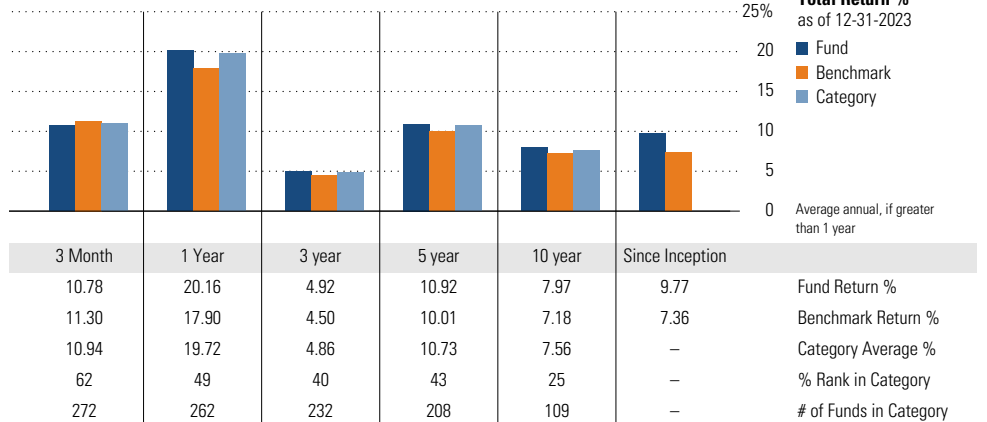
ESG Metrics

Metric	Rating	Updated
Sustainability Rating	3	11-30-2023
Carbon Risk Score	Low Risk	12-31-2022
ESG Commitment	1-Low	02-15-2022

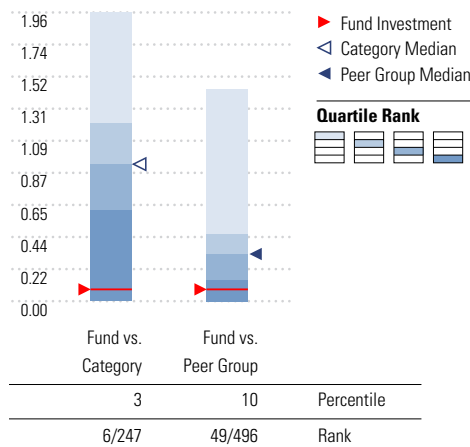
Growth of \$10,000



Trailing Performance



Net Expense



3-Year Risk Metrics

Metric	Fund	Bmark	Cat
Alpha	-	-	-
Beta	-	-	-
R-Squared	-	-	-
Standard Deviation	15.53	-	16.01
Sharpe Ratio	-	-	-
Tracking Error	-	-	-
Information Ratio	-	-	-
Up Capture Ratio	-	-	-
Down Capture Ratio	-	-	-

Portfolio Metrics

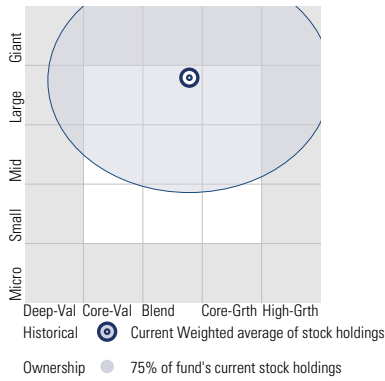
Metric	Fund	Bmark	Cat
Price/Earnings Ratio	17.83	17.36	18.23
Price/Book Ratio	2.45	2.30	2.63
Avg Eff Duration	6.54	-	10.33

Vanguard Target Retirement 2055 Fund VFFVX

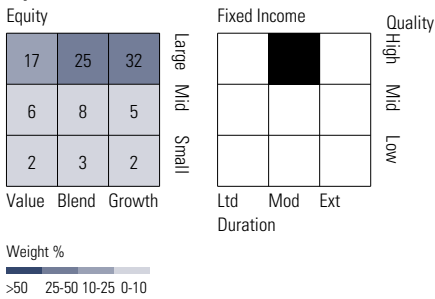
Morningstar Category
Target-Date 2055

Morningstar Index
Morningstar Lifetime Mod 2055 TR USD

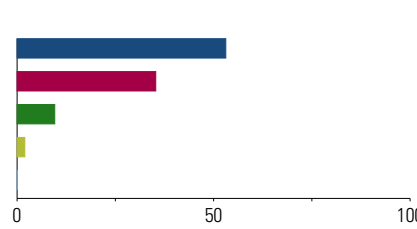
Style Analysis as of 12-31-2023
Morningstar Style Box™



Style Breakdown

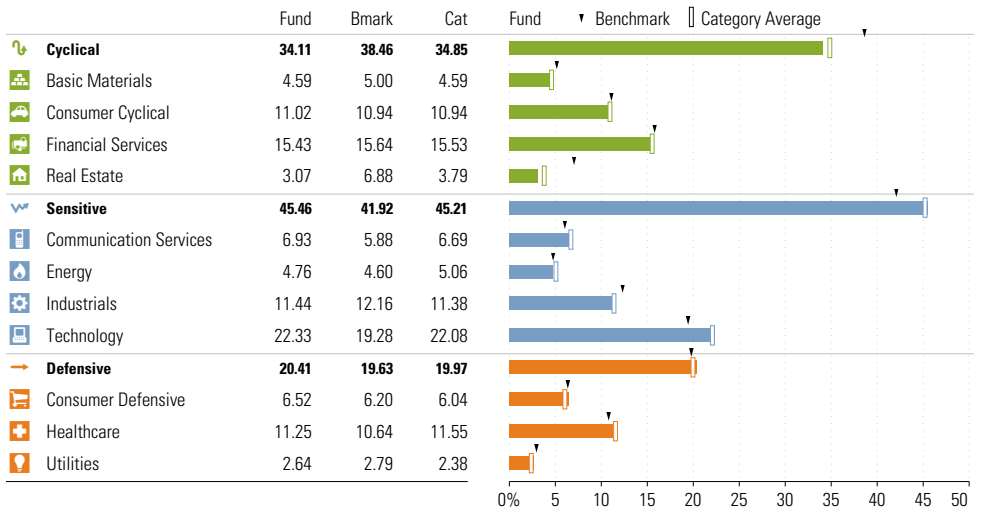


Asset Allocation as of 12-31-2023



Asset Class	Net %	Cat%
US Stocks	53.10	52.19
Non-US Stocks	35.28	28.51
Bonds	9.58	6.36
Cash	1.96	1.85
Other	0.07	11.08
Total	100.00	100.00

Sector Weighting as of 12-31-2023



Top 6 Holdings as of 12-31-2023

Name	Maturity Date	% Net Asset	Cumulative %	YTD Return %	Morningstar Sector
⊕ Vanguard Total Stock Mkt Idx Instl Pls	-	53.37	53.37	-	-
⊕ Vanguard Total Intl Stock Index Inv	-	36.13	89.50	-	-
⊕ Vanguard Total Bond Market II Idx Inv	-	6.97	96.47	-	-
⊕ Vanguard Total Intl Bd II Idx Instl	-	2.71	99.18	-	-
⊕ Mktliq 12/31/2049	-	0.81	99.98	-	-
⊕ Us Dollar	-	0.02	100.00	-	-

Total Holdings 6

⊕ Increase ⊖ Decrease ✨ New to Portfolio

Vanguard Target Retirement 2060 Fund VTTSX

Morningstar Category
Target-Date 2060

Morningstar Index
Morningstar Mod Tgt Risk TR USD

Portfolio Manager(s)

Walter Nejman since 02-2013
Aurélie Denis since 02-2023
Michael Roach since 02-2023
Roger Aliaga-Diaz since 02-2023

Quantitative Screens

✔ **Performance:** The fund has finished in the Target-Date 2060 category's top three quartiles in 9 of the 10 years it's been in existence.

✔ **Management:** The fund's management has been in place for 10.86 years.

✔ **Style:** The fund has landed in its primary style box — Large Blend — 100 % of the time over the past three years.

✔ **Net Expense:** The fund's expense ratio of 0.08 is 87.88% lower than the Target-Date 2060 category average.

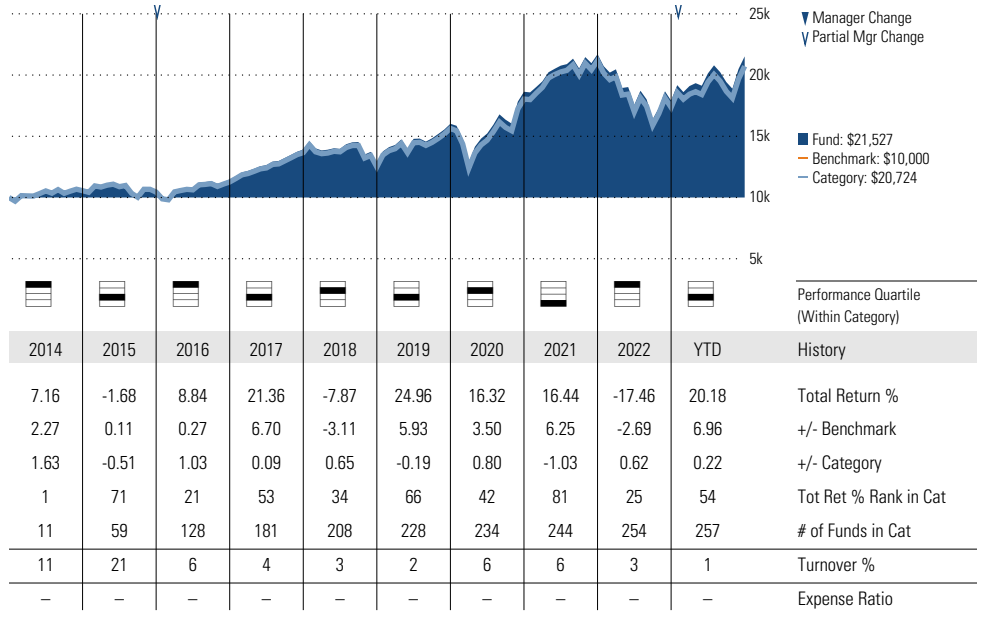
Morningstar Investment Management LLC Analysis

This fund passes all of Morningstar Investment Management's quantitative screens. Morningstar Investment Management has also assessed the fund from a qualitative perspective and, as a fiduciary, is comfortable recommending the fund's use in retirement plans.

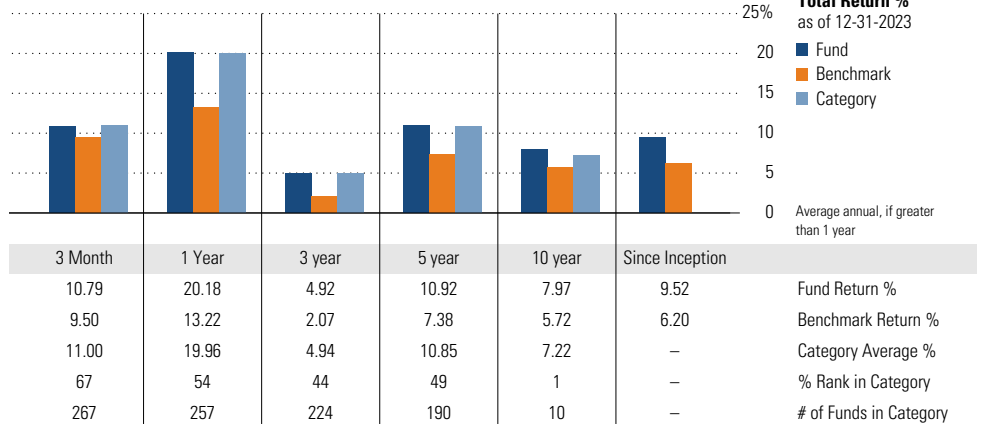
ESG Metrics

Metric	Rating	Updated
Sustainability Rating	3	11-30-2023
Carbon Risk Score	Low Risk	12-31-2022
ESG Commitment	1-Low	02-15-2022

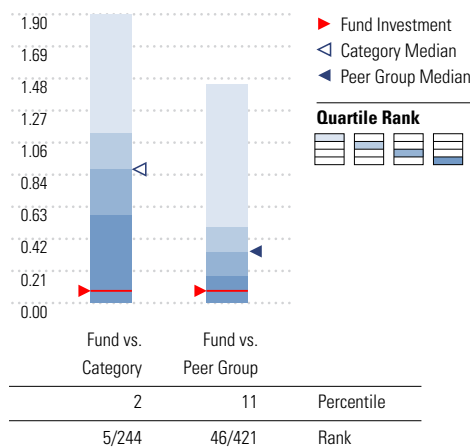
Growth of \$10,000



Trailing Performance



Net Expense



Peer group is a subset of the category and includes funds with the same management style (active vs. passive) and similar share class characteristics.

3-Year Risk Metrics

Metric	Fund	Bmark	Cat
Alpha	-	-	-
Beta	-	-	-
R-Squared	-	-	-
Standard Deviation	15.52	-	16.08
Sharpe Ratio	-	-	-
Tracking Error	-	-	-
Information Ratio	-	-	-
Up Capture Ratio	-	-	-
Down Capture Ratio	-	-	-

Portfolio Metrics

Metric	Fund	Bmark	Cat
Price/Earnings Ratio	17.83	17.11	18.07
Price/Book Ratio	2.45	2.23	2.55
Avg Eff Duration	6.54	-	9.40

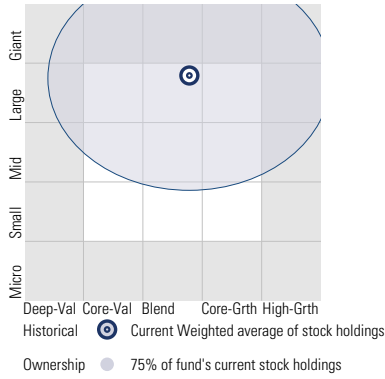
Vanguard Target Retirement 2060 Fund VTTSX

Morningstar Category
Target-Date 2060

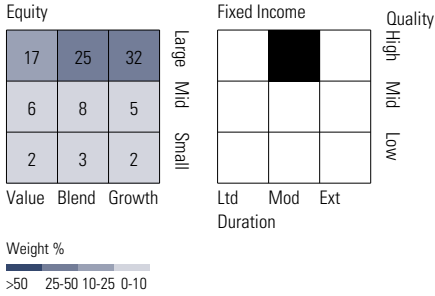
Morningstar Index
Morningstar Mod Tgt Risk TR USD

Style Analysis as of 12-31-2023

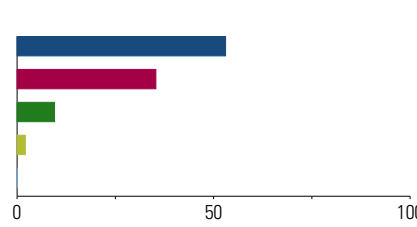
Morningstar Style Box™



Style Breakdown

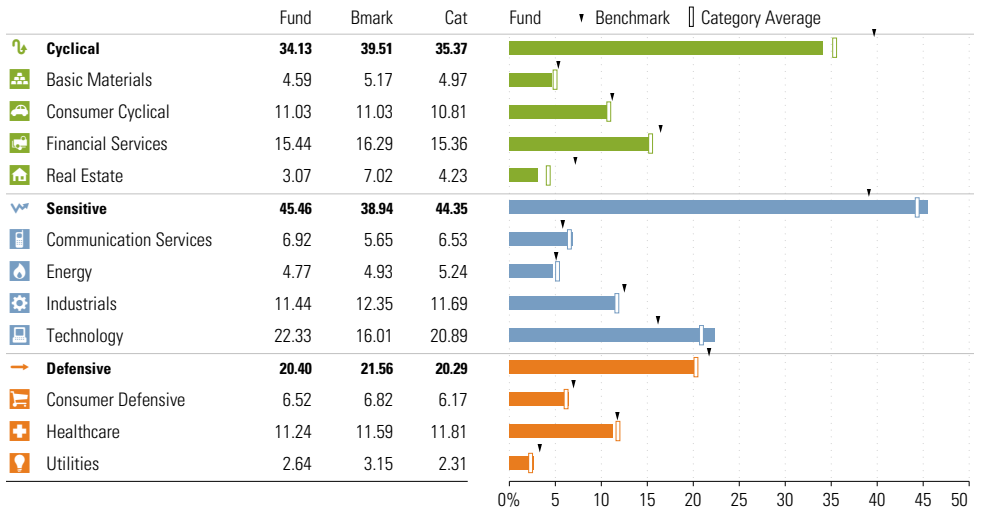


Asset Allocation as of 12-31-2023



Asset Class	Net %	Cat%
US Stocks	53.05	45.91
Non-US Stocks	35.31	31.01
Bonds	9.52	6.47
Cash	2.08	1.69
Other	0.07	14.93
Total	100.00	100.00

Sector Weighting as of 12-31-2023



Top 6 Holdings as of 12-31-2023

Name	Maturity Date	% Net Asset	Cumulative %	YTD Return %	Morningstar Sector
⊕ Vanguard Total Stock Mkt Idx Instl Pls	-	53.31	53.31	-	-
⊕ Vanguard Total Intl Stock Index Inv	-	36.15	89.47	-	-
⊕ Vanguard Total Bond Market II Idx Inv	-	6.87	96.34	-	-
⊕ Vanguard Total Intl Bd II Idx Instl	-	2.73	99.07	-	-
⊕ Mktliq 12/31/2049	-	0.91	99.98	-	-
⊕ Us Dollar	-	0.02	100.00	-	-

Total Holdings 6

⊕ Increase ⊖ Decrease ✨ New to Portfolio

Vanguard Target Retirement 2065 Fund VLXVX

Morningstar Category
Target-Date 2065+

Morningstar Index
Morningstar Mod Tgt Risk TR USD

Portfolio Manager(s)

Walter Nejman since 07-2017
Aurélie Denis since 02-2023
Michael Roach since 02-2023
Roger Aliaga-Diaz since 02-2023

Quantitative Screens

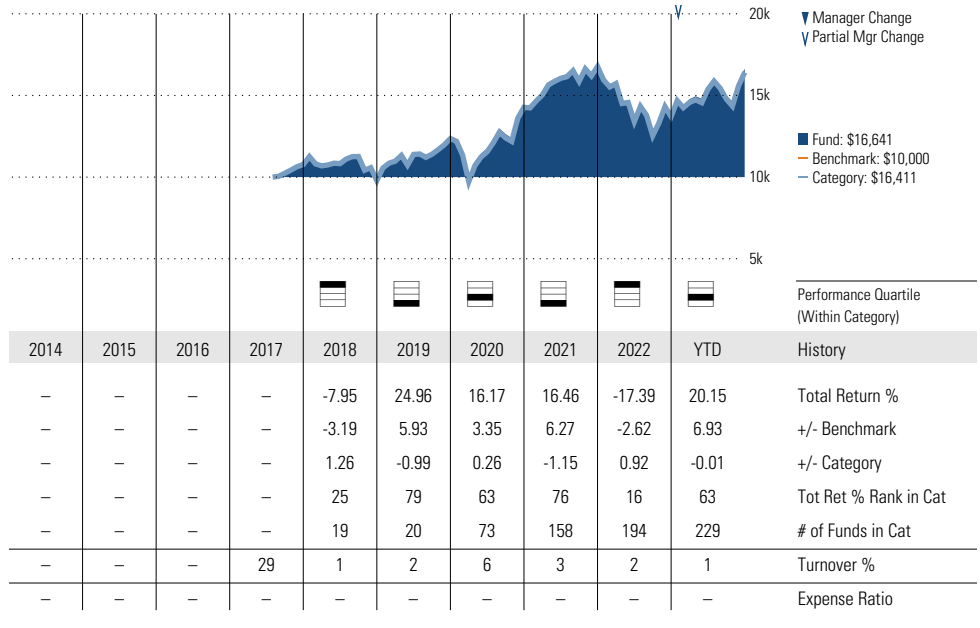
✔ **Performance:** The fund has finished in the Target-Date 2065+ category's top three quartiles in 4 of the 6 years it's been in existence.

✔ **Management:** The fund's management has been in place for 6.47 years.

✔ **Style:** The fund has landed in its primary style box — Large Blend — 100 % of the time over the past three years.

✔ **Net Expense:** The fund's expense ratio of 0.08 is 86.89% lower than the Target-Date 2065+ category average.

Growth of \$10,000



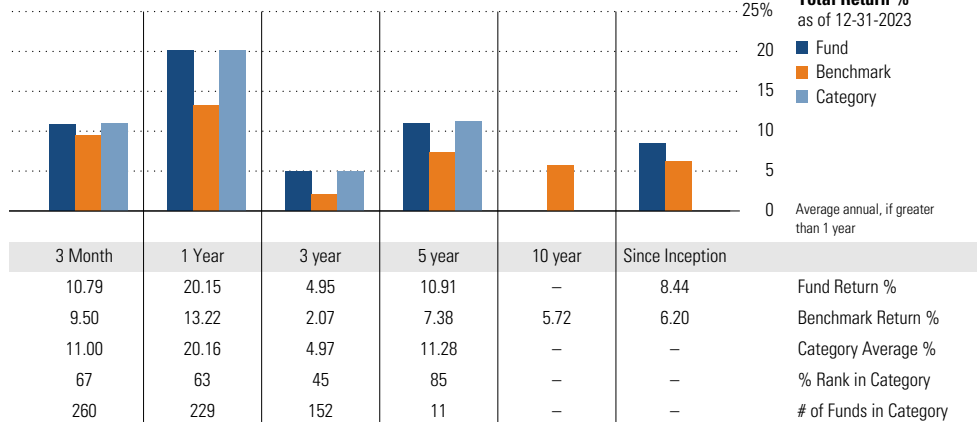
Morningstar Investment Management LLC Analysis

This fund passes all of Morningstar Investment Management's quantitative screens. Morningstar Investment Management has also assessed the fund from a qualitative perspective and, as a fiduciary, is comfortable recommending the fund's use in retirement plans.

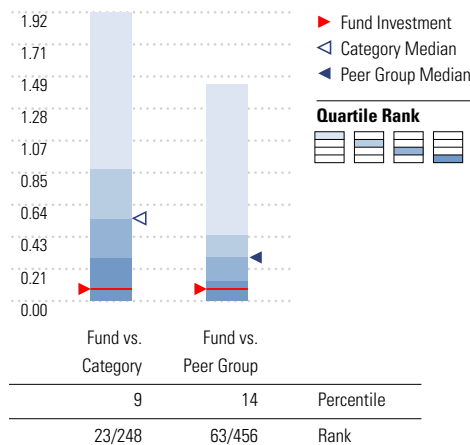
ESG Metrics

Metric	Rating	Updated
Sustainability Rating	3	11-30-2023
Carbon Risk Score	Low Risk	12-31-2022
ESG Commitment	1-Low	02-15-2022

Trailing Performance



Net Expense



Peer group is a subset of the category and includes funds with the same management style (active vs. passive) and similar share class characteristics.

3-Year Risk Metrics

Metric	Fund	Bmark	Cat
Alpha	-	-	-
Beta	-	-	-
R-Squared	-	-	-
Standard Deviation	15.52	-	16.23
Sharpe Ratio	-	-	-
Tracking Error	-	-	-
Information Ratio	-	-	-
Up Capture Ratio	-	-	-
Down Capture Ratio	-	-	-

Portfolio Metrics

Metric	Fund	Bmark	Cat
Price/Earnings Ratio	17.83	17.11	17.78
Price/Book Ratio	2.45	2.23	2.50
Avg Eff Duration	6.54	-	9.29

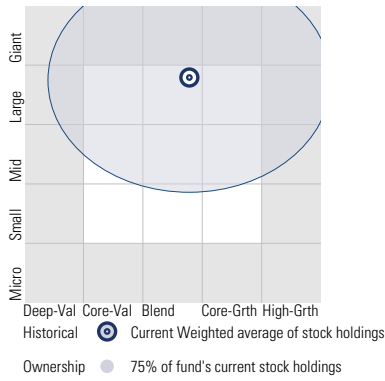
Vanguard Target Retirement 2065 Fund VLXVX

Morningstar Category
Target-Date 2065+

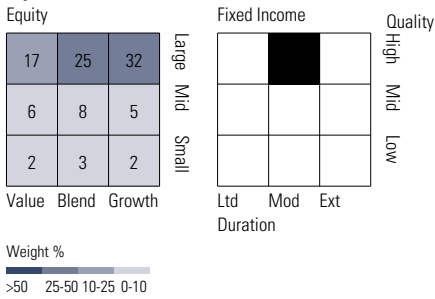
Morningstar Index
Morningstar Mod Tgt Risk TR USD

Style Analysis as of 12-31-2023

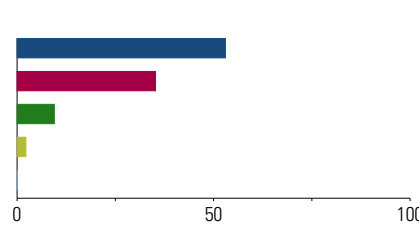
Morningstar Style Box™



Style Breakdown

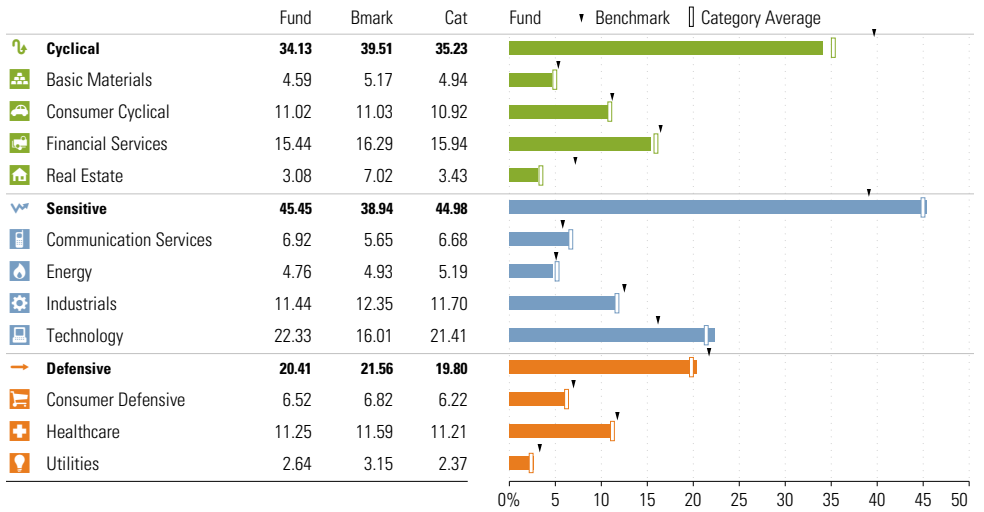


Asset Allocation as of 12-31-2023



Asset Class	Net %	Cat%
US Stocks	53.00	44.70
Non-US Stocks	35.23	31.85
Bonds	9.47	11.09
Cash	2.23	1.54
Other	0.07	10.82
Total	100.00	100.00

Sector Weighting as of 12-31-2023



Top 6 Holdings as of 12-31-2023

Name	Maturity Date	% Net Asset	Cumulative %	YTD Return %	Morningstar Sector
⊕ Vanguard Total Stock Mkt Idx Instl Pls	-	53.27	53.27	-	-
⊕ Vanguard Total Intl Stock Index Inv	-	36.07	89.34	-	-
⊕ Vanguard Total Bond Market II Idx Inv	-	6.85	96.19	-	-
⊕ Vanguard Total Intl Bd II Idx Instl	-	2.72	98.91	-	-
⊕ Mktliq 12/31/2049	-	1.09	100.00	-	-
⊕ Us Dollar	-	0.00	100.00	-	-

Total Holdings 6

⊕ Increase ⊖ Decrease ✨ New to Portfolio

Vanguard Target Retirement 2070 Fund VSVNX

Morningstar Category
Target-Date 2065+

Morningstar Index
Morningstar Mod Tgt Risk TR USD

Portfolio Manager(s)

Walter Nejman since 06-2022
Aurélie Denis since 02-2023
Michael Roach since 02-2023
Roger Aliaga-Diaz since 02-2023

Quantitative Screens

The Performance screen is not applicable for funds with less than three years of data.

✗ **Management:** The fund's management team has been in place for less than three years.

✔ **Style:** The fund has landed in its primary style box — Large Blend — 100 % of the time over the past three years.

✔ **Net Expense:** The fund's expense ratio of 0.08 is 86.89% lower than the Target-Date 2065+ category average.

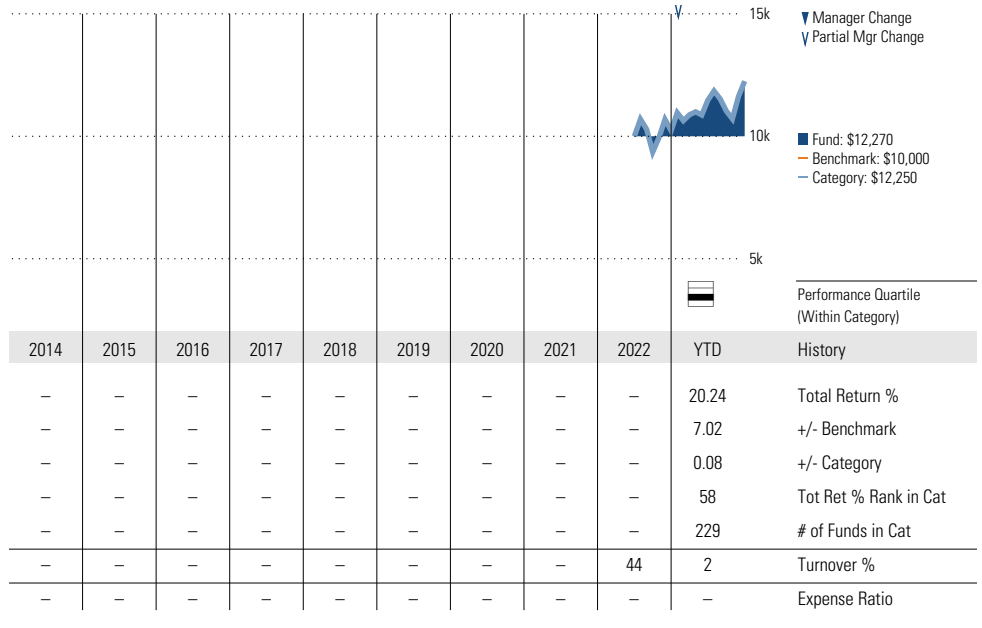
Morningstar Investment Management LLC Analysis

This fund fails the manager tenure screen due to a limited history for this target-date vintage.

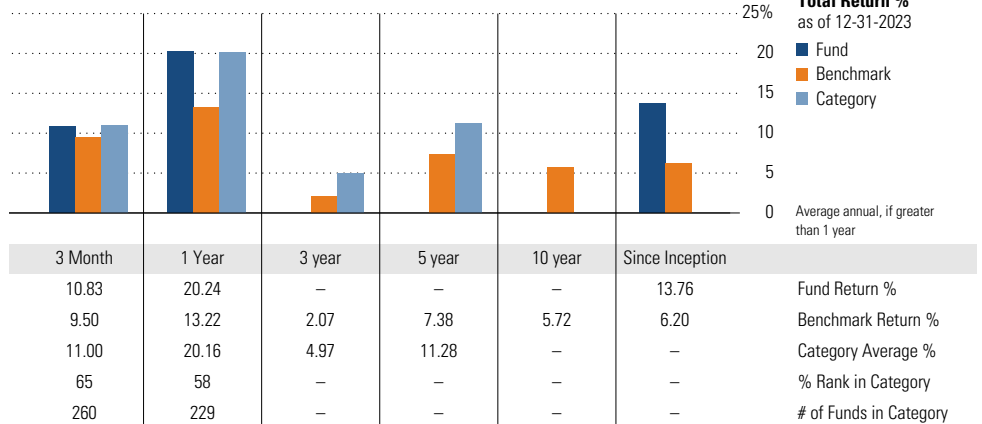
ESG Metrics

Metric	Rating	Updated
Sustainability Rating	3	11-30-2023
Carbon Risk Score	Low Risk	12-31-2022

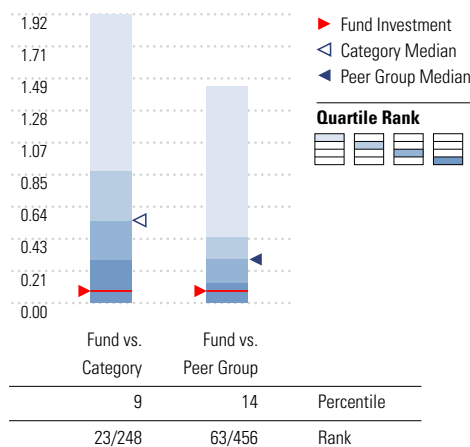
Growth of \$10,000



Trailing Performance



Net Expense



Peer group is a subset of the category and includes funds with the same management style (active vs. passive) and similar share class characteristics.

3-Year Risk Metrics

Metric	Fund	Bmark	Cat
Alpha	-	-	-
Beta	-	-	-
R-Squared	-	-	-
Standard Deviation	-	-	16.23
Sharpe Ratio	-	-	-
Tracking Error	-	-	-
Information Ratio	-	-	-
Up Capture Ratio	-	-	-
Down Capture Ratio	-	-	-

Portfolio Metrics

Metric	Fund	Bmark	Cat
Price/Earnings Ratio	17.85	17.11	17.78
Price/Book Ratio	2.46	2.23	2.50
Avg Eff Duration	6.55	-	9.29

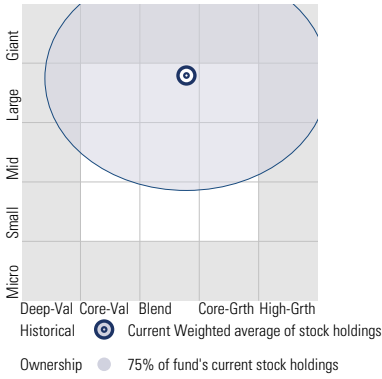
Vanguard Target Retirement 2070 Fund VSVNX

Morningstar Category
Target-Date 2065+

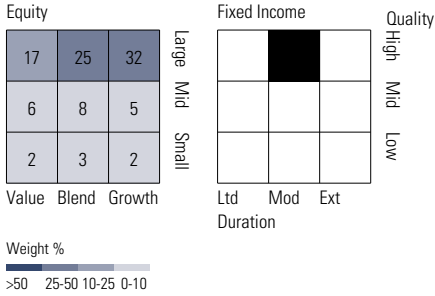
Morningstar Index
Morningstar Mod Tgt Risk TR USD

Style Analysis as of 12-31-2023

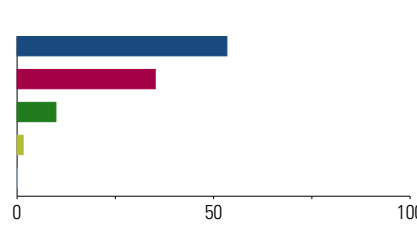
Morningstar Style Box™



Style Breakdown

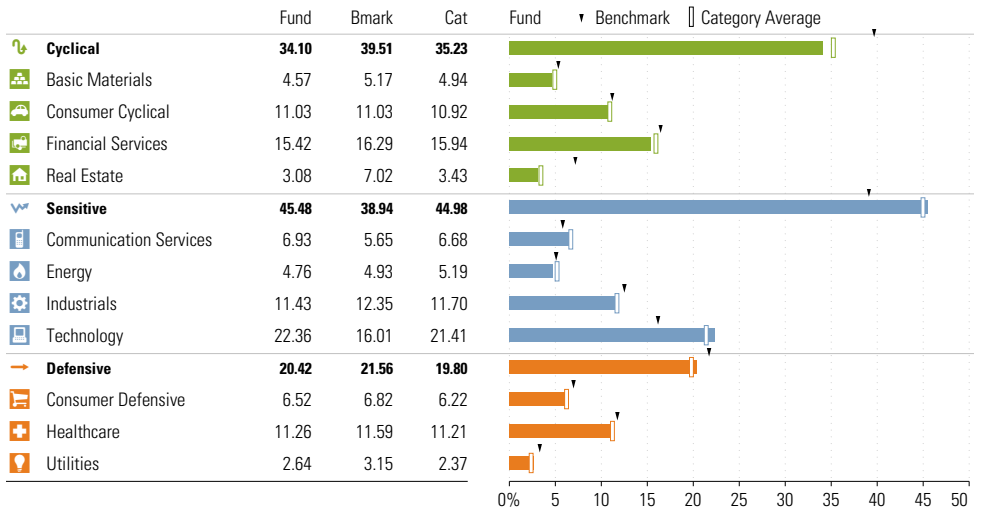


Asset Allocation as of 12-31-2023



Asset Class	Net %	Cat%
US Stocks	53.38	44.70
Non-US Stocks	35.14	31.85
Bonds	9.88	11.09
Cash	1.54	1.54
Other	0.07	10.82
Total	100.00	100.00

Sector Weighting as of 12-31-2023



Top 6 Holdings as of 12-31-2023

Name	Maturity Date	% Net Asset	Cumulative %	YTD Return %	Morningstar Sector
⊕ Vanguard Total Stock Mkt Idx Instl Pls	—	53.65	53.65	—	—
⊕ Vanguard Total Intl Stock Index Inv	—	35.98	89.63	—	—
⊕ Vanguard Total Bond Market II Idx Inv	—	7.07	96.69	—	—
⊕ Vanguard Total Intl Bd II Idx Instl	—	2.91	99.61	—	—
⊕ Mktliq 12/31/2049	—	0.27	99.88	—	—
⊕ Us Dollar	—	0.12	100.00	—	—

Total Holdings 6

⊕ Increase ⊖ Decrease ✨ New to Portfolio

Vanguard Target Retirement Income Fund VTINX

Morningstar Category
Target-Date Retirement

Morningstar Index
Morningstar Lifetime Mod Incm TR USD

Portfolio Manager(s)

Walter Nejman since 02-2013
Aurélie Denis since 02-2023
Michael Roach since 02-2023
Roger Aliaga-Diaz since 02-2023

Quantitative Screens

✔ **Performance:** The fund has finished in the Target-Date Retirement category's top three quartiles in 10 of the 10 years it's been in existence.

✔ **Management:** The fund's management has been in place for 10.86 years.

✔ **Style:** The fund has landed in its primary style box — Large Blend — 100 % of the time over the past three years.

✔ **Net Expense:** The fund's expense ratio of 0.08 is 87.1% lower than the Target-Date Retirement category average.

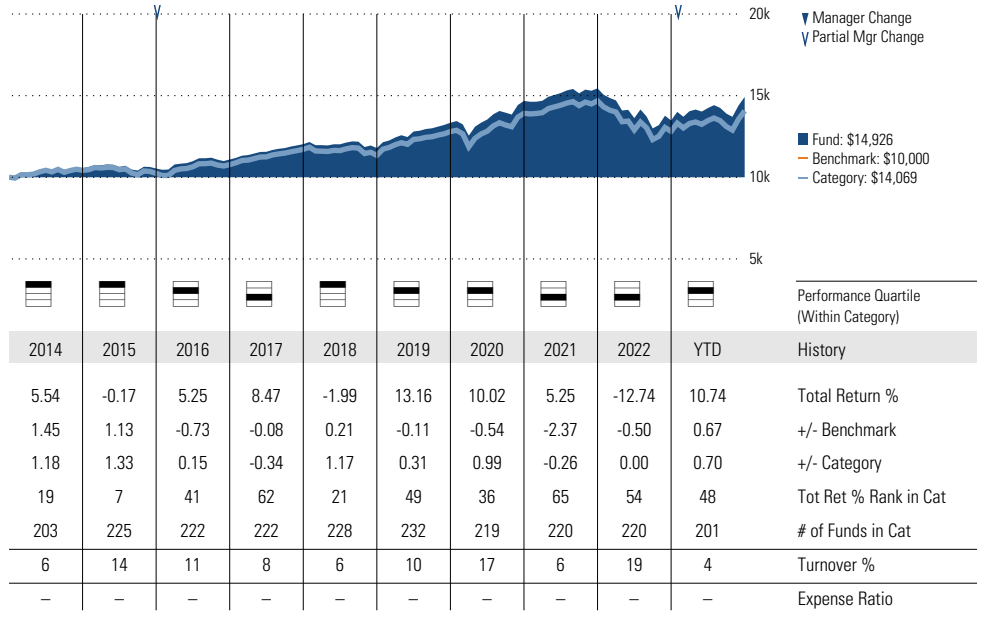
Morningstar Investment Management LLC Analysis

This fund passes all of Morningstar Investment Management's quantitative screens. Morningstar Investment Management has also assessed the fund from a qualitative perspective and, as a fiduciary, is comfortable recommending the fund's use in retirement plans.

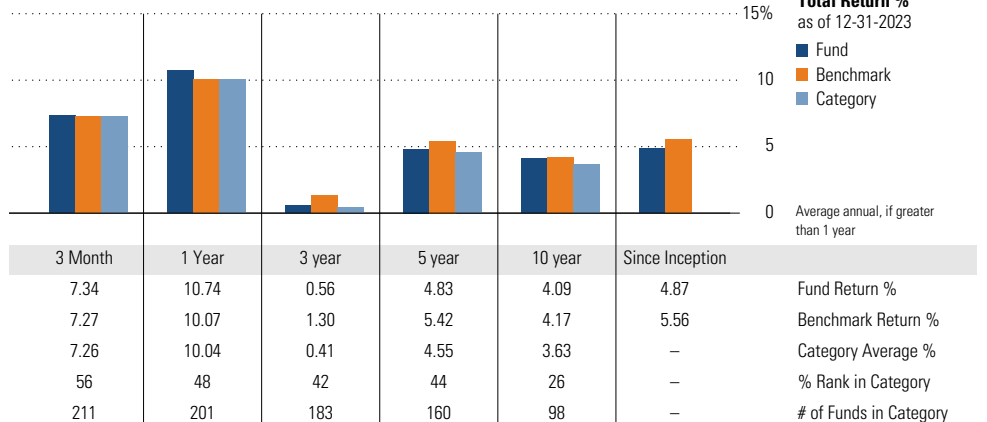
ESG Metrics

Metric	Rating	Updated
Sustainability Rating	3	11-30-2023
ESG Commitment	1-Low	02-15-2022

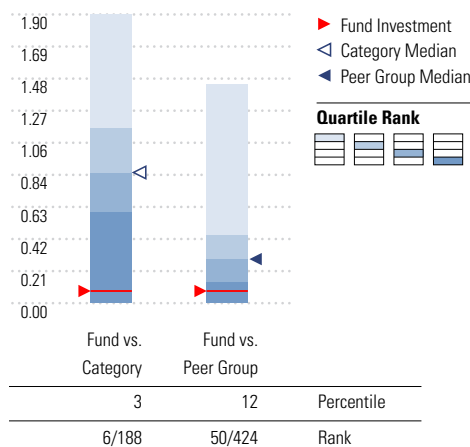
Growth of \$10,000



Trailing Performance



Net Expense



Peer group is a subset of the category and includes funds with the same management style (active vs. passive) and similar share class characteristics.

3-Year Risk Metrics

Metric	Fund	Bmark	Cat
Alpha	-	-	-
Beta	-	-	-
R-Squared	-	-	-
Standard Deviation	8.48	-	8.92
Sharpe Ratio	-	-	-
Tracking Error	-	-	-
Information Ratio	-	-	-
Up Capture Ratio	-	-	-
Down Capture Ratio	-	-	-

Portfolio Metrics

Metric	Fund	Bmark	Cat
Price/Earnings Ratio	17.81	18.71	18.00
Price/Book Ratio	2.45	2.58	2.50
Avg Eff Duration	5.63	-	6.24

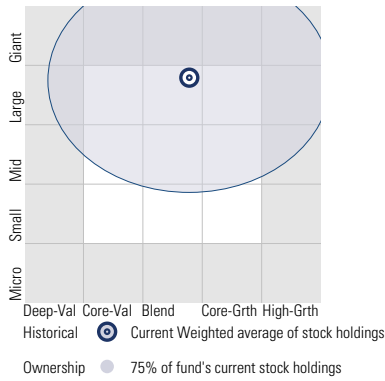
Vanguard Target Retirement Income Fund VTINX

Morningstar Category
Target-Date Retirement

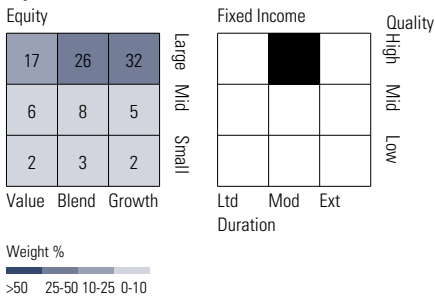
Morningstar Index
Morningstar Lifetime Mod Incm TR USD

Style Analysis as of 12-31-2023

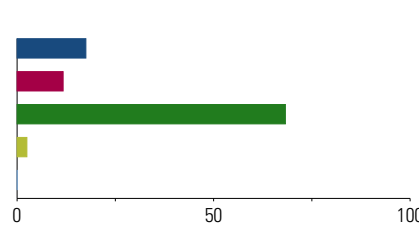
Morningstar Style Box™



Style Breakdown

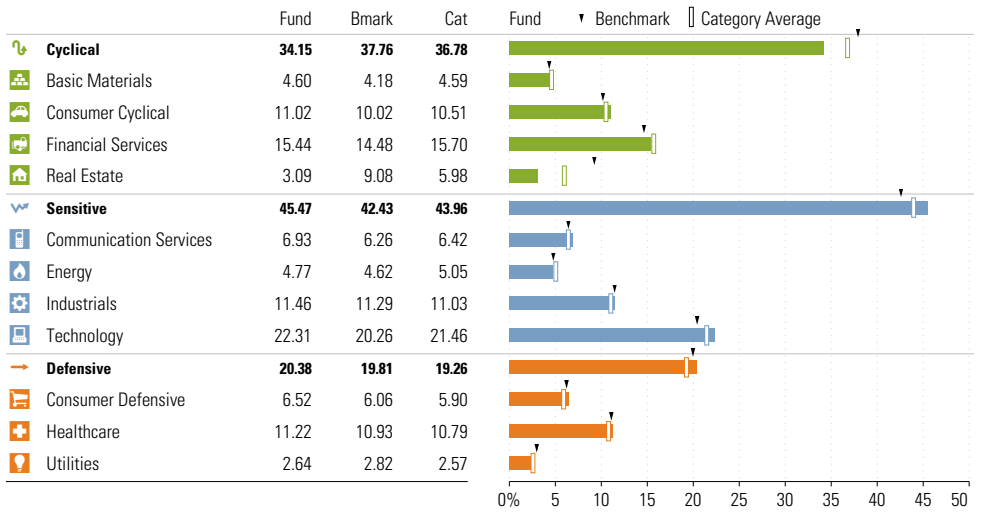


Asset Allocation as of 12-31-2023



Asset Class	Net %	Cat%
US Stocks	17.50	22.91
Non-US Stocks	11.71	13.99
Bonds	68.26	46.72
Cash	2.49	3.63
Other	0.04	12.75
Total	100.00	100.00

Sector Weighting as of 12-31-2023



Top 7 Holdings as of 12-31-2023

Name	Maturity Date	% Net Asset	Cumulative %	YTD Return %	Morningstar Sector
⊖ Vanguard Total Bond Market II Idx Inv	-	37.31	37.31	-	-
⊖ Vanguard Total Stock Mkt Idx Instl Pls	-	17.58	54.90	-	-
⊕ Vanguard Total Intl Bd II Idx Instl	-	16.22	71.12	-	-
⊕ Vanguard Shrt-Term Infl-Prot Sec Idx Adm	-	16.20	87.32	-	-
⊖ Vanguard Total Intl Stock Index Inv	-	11.99	99.31	-	-
⊕ Mktliq 12/31/2049	-	0.71	100.02	-	-
⊕ Us Dollar	-	0.02	100.05	-	-

Total Holdings 7

⊕ Increase ⊖ Decrease ✨ New to Portfolio