

# American Funds American Balanced R6 RLBGX

**Morningstar Category**  
Moderate Allocation

**Morningstar Index**  
Morningstar US Mod Tgt Alloc NR USD

## Portfolio Manager(s)

- Hilda Applbaum since 01-1999
- Alan Berro since 03-2006
- Jeffrey Lager since 03-2011
- Paul Benjamin since 07-2014
- Anne-Marie Peterson since 10-2015
- Alan Wilson since 01-2016
- John Queen since 07-2016
- Pramod Atluri since 03-2018
- Mark Casey since 10-2019
- Ritchie Tuazon since 10-2020
- Jin Lee since 03-2023
- Chit Purani since 03-2023

## Quantitative Screens

✔ **Performance:** The fund has finished in the Moderate Allocation category's top three quartiles in 10 of the 10 years it's been in existence.

✔ **Management:** The fund's management has been in place for 25.01 years.

✔ **Style:** The fund has landed in its primary style box — Large Blend — 100 % of the time over the past three years.

✔ **Net Expense:** The fund's expense ratio of 0.25 is 75% lower than the Moderate Allocation category average.

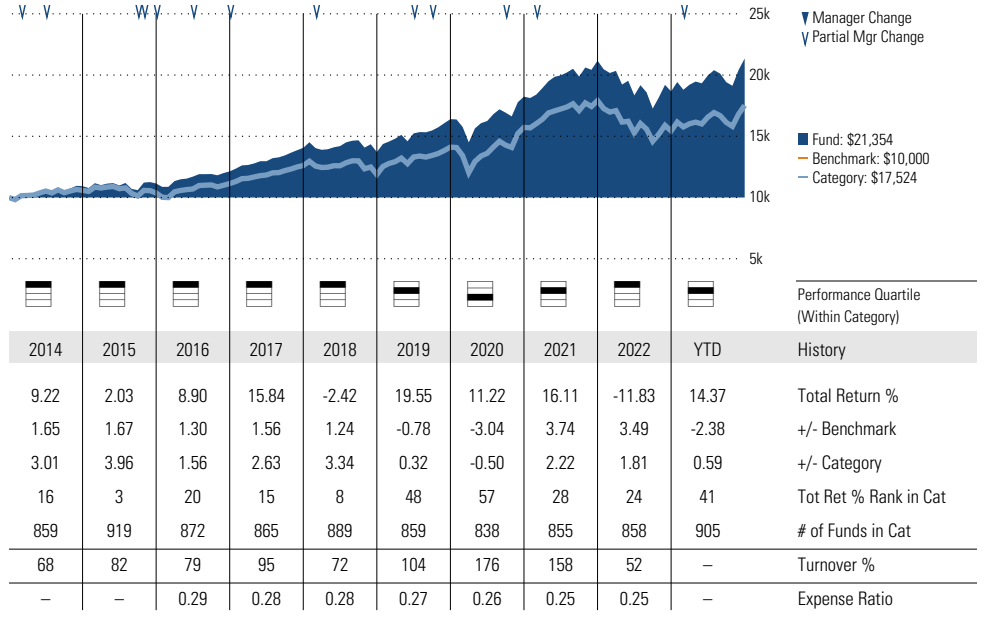
## Morningstar Investment Management LLC Analysis

This fund passes all of Morningstar Investment Management's quantitative screens. Morningstar Investment Management has also assessed the fund from a qualitative perspective and, as a fiduciary, is comfortable recommending the fund's use in retirement plans.

## ESG Metrics

Metric	Rating	Updated
Sustainability Rating	2	11-30-2023
Carbon Risk Score	Low Risk	12-31-2022
ESG Commitment	1-Low	02-15-2022

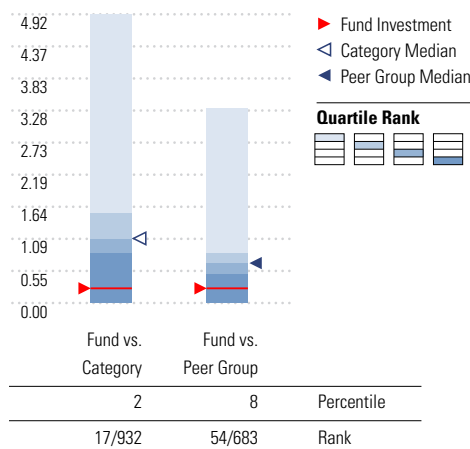
## Growth of \$10,000



## Trailing Performance



## Net Expense



Peer group is a subset of the category and includes funds with the same management style (active vs. passive) and similar share class characteristics.

## 3-Year Risk Metrics

Metric	Fund	Bmark	Cat
Alpha	-	-	-
Beta	-	-	-
R-Squared	-	-	-
Standard Deviation	12.01	-	12.19
Sharpe Ratio	-	-	-
Tracking Error	-	-	-
Information Ratio	-	-	-
Up Capture Ratio	-	-	-
Down Capture Ratio	-	-	-

## Portfolio Metrics

Metric	Fund	Bmark	Cat
Price/Earnings Ratio	18.63	20.07	20.57
Price/Book Ratio	3.63	3.06	3.30
Avg Eff Duration	6.18	5.80	5.25

# American Funds American Balanced R6 RLBGX

**Morningstar Category**  
Moderate Allocation

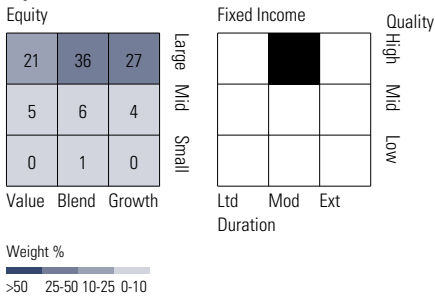
**Morningstar Index**  
Morningstar US Mod Tgt Alloc NR USD

## Style Analysis as of 12-31-2023

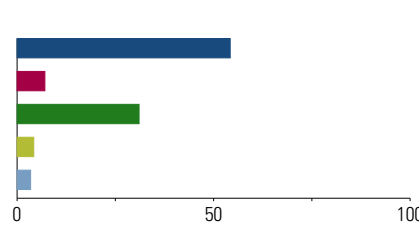
Morningstar Style Box™



## Style Breakdown

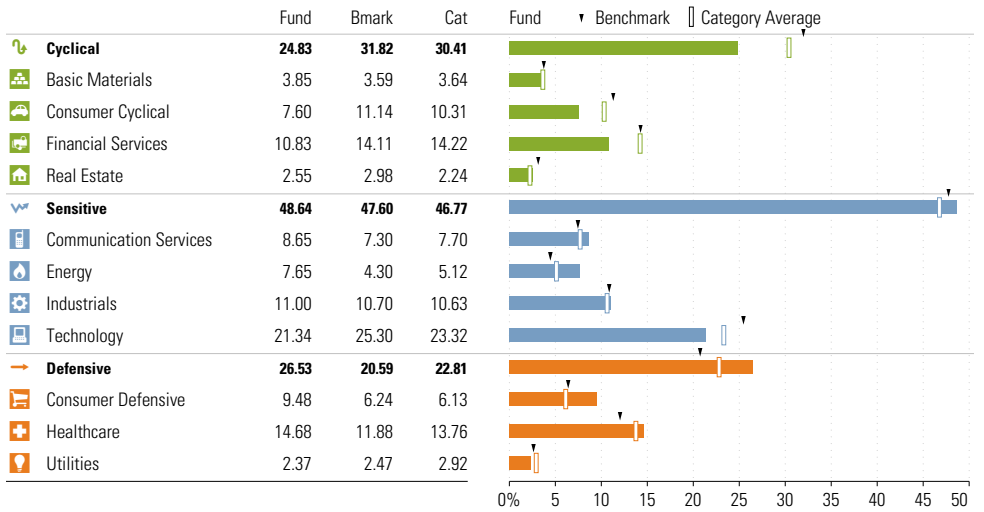


## Asset Allocation as of 12-31-2023



Asset Class	Net %	Cat%
US Stocks	54.22	47.03
Non-US Stocks	7.07	9.63
Bonds	31.03	35.74
Cash	4.24	3.61
Other	3.44	4.00
<b>Total</b>	<b>100.00</b>	<b>100.00</b>

## Sector Weighting as of 12-31-2023



## Top 10 Holdings as of 12-31-2023

Name	Maturity Date	% Net Asset	Cumulative %	YTD Return %	Morningstar Sector
Capital Group Central Cash Fund	-	9.62	9.62	-	-
Cash And Other Assets Less Liabilities	-	5.40	15.02	-	-
Microsoft Corp	-	4.24	19.26	57.96	Technology
Broadcom Inc	-	3.50	22.76	103.05	Technology
Cap Grp Cent Fd Ser Ii	-	3.44	26.20	-	-
UnitedHealth Group Inc	-	2.11	28.31	0.68	Healthcare
Philip Morris International Inc	-	1.99	30.30	-1.97	Consumer Defensive
The Home Depot Inc	-	1.38	31.68	12.36	Consumer Cyclical
Alphabet Inc Class C	-	1.36	33.05	58.83	Communication Svc
Eli Lilly and Co	-	1.29	34.33	60.57	Healthcare

## Total Holdings 2530

⊕ Increase ⊖ Decrease ✨ New to Portfolio

# American Funds Intl Gr and Inc R6 RIGGX

**Morningstar Category**  
Foreign Large Blend

**Morningstar Index**  
MSCI ACWI Ex USA NR USD

## Portfolio Manager(s)

Andrew Suzman since 10-2008  
Steven Watson since 10-2008  
Patrice Collette since 09-2010  
Leo Hee since 07-2015  
Michael Cohen since 07-2018  
Lisa Thompson since 09-2018

## Quantitative Screens

✔ **Performance:** The fund has finished in the Foreign Large Blend category's top three quartiles in 9 of the 10 years it's been in existence.

✔ **Management:** The fund's management has been in place for 15.26 years.

✔ **Style:** The fund has landed in its primary style box — Large Blend — 100 % of the time over the past three years.

✔ **Net Expense:** The fund's expense ratio of 0.54 is 37.93% lower than the Foreign Large Blend category average.

## Growth of \$10,000



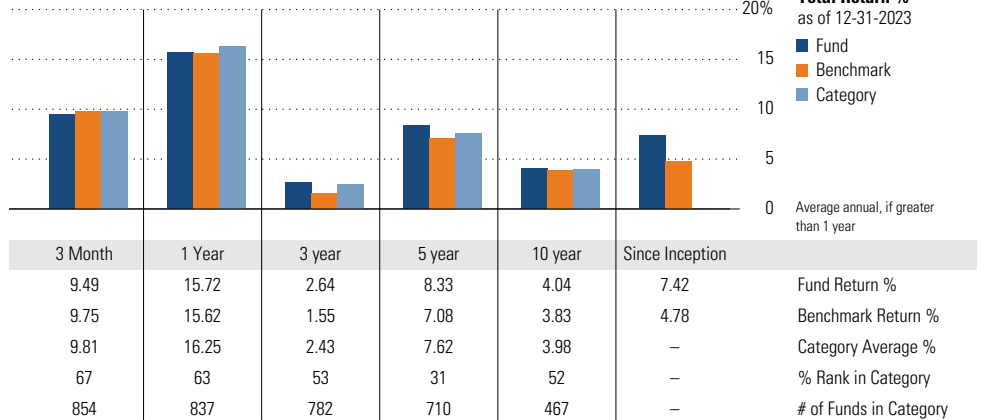
## Morningstar Investment Management LLC Analysis

This fund passes all of Morningstar Investment Management's quantitative screens. Morningstar Investment Management has also assessed the fund from a qualitative perspective and, as a fiduciary, is comfortable recommending the fund's use in retirement plans.

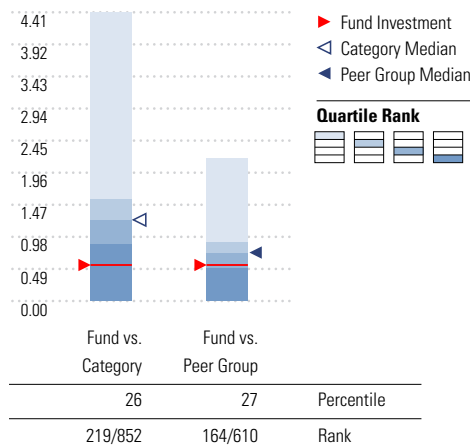
## ESG Metrics

Metric	Rating	Updated
Sustainability Rating	2	11-30-2023
Carbon Risk Score	Low Risk	12-31-2022
ESG Commitment	1-Low	02-15-2022

## Trailing Performance



## Net Expense



Peer group is a subset of the category and includes funds with the same management style (active vs. passive) and similar share class characteristics.

## 3-Year Risk Metrics

Metric	Fund	Bmark	Cat
Alpha	-	-	-
Beta	-	-	-
R-Squared	-	-	-
Standard Deviation	16.69	-	17.19
Sharpe Ratio	-	-	-
Tracking Error	-	-	-
Information Ratio	-	-	-
Up Capture Ratio	-	-	-
Down Capture Ratio	-	-	-

## Portfolio Metrics

Metric	Fund	Bmark	Cat
Price/Earnings Ratio	13.08	13.68	13.39
Price/Book Ratio	1.71	1.70	1.77
Geom Avg Mkt Cap \$B	48.53	45.04	56.58
ROE	20.99	17.63	20.30

# American Funds Intl Gr and Inc R6 RIGGX

**Morningstar Category**  
Foreign Large Blend

**Morningstar Index**  
MSCI ACWI Ex USA NR USD

## Style Analysis as of 12-31-2023

Morningstar Style Box™



## Style Breakdown

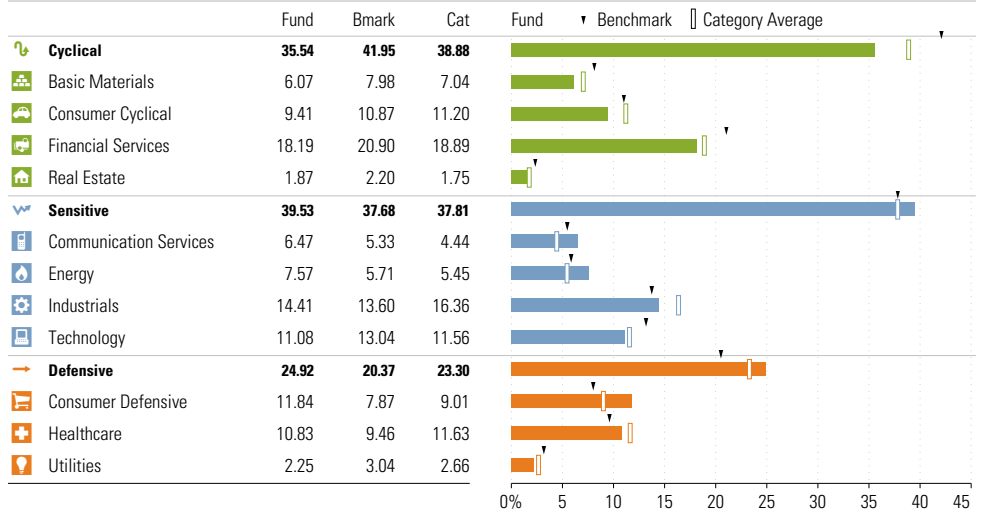


## Asset Allocation as of 12-31-2023



Asset Class	Net %	Cat%
US Stocks	5.63	3.44
Non-US Stocks	88.43	94.60
Bonds	0.50	0.47
Cash	5.36	1.96
Other	0.09	-0.47
<b>Total</b>	<b>100.00</b>	<b>100.00</b>

## Sector Weighting as of 12-31-2023



## World Regions % Equity 12-31-2023



Region	Fund %	Cat %	Region	Fund %	Cat %	Region	Fund %	Cat %	Market Maturity	Fund %
Greater Asia	27.74	35.35	Americas	15.01	8.53	Greater Europe	57.25	56.11	Developed Markets	86.52
Japan	8.09	19.01	North America	10.95	7.24	United Kingdom	13.77	13.74	Emerging Markets	13.48
Australasia	0.55	4.85	Central/Latin	4.06	1.29	W euro-ex UK	41.62	41.43	Not Available	0.00
Asia-4 Tigers	10.81	6.48				Emrgng Europe	0.31	0.09		
Asia-ex 4 Tigers	8.29	5.01				Africa	1.55	0.85		
Not Classified	0.00	0.00								

## Top 10 Holdings as of 12-31-2023

Name	% Net Asset	Cumulative %	YTD Return %	Morningstar Sector
⊕ Capital Group Central Cash M	5.28	5.28	-	-
⊖ AstraZeneca PLC	3.11	8.39	-	Healthcare
⊖ Novo Nordisk A/S Class B	2.73	11.12	51.68	Healthcare
⊕ TotalEnergies SE	2.31	13.43	-	Energy
Taiwan Semiconductor Manufacturing Co Ltd	2.23	15.66	-	Technology
⊖ Airbus SE	2.18	17.84	-	Industrials
⊖ Philip Morris International Inc	2.16	20.00	-1.97	Consumer Defensive
⊖ ASML Holding NV	2.04	22.04	39.61	Technology
⊕ British American Tobacco PLC	1.60	23.64	-	Consumer Defensive
⊕ Sanofi SA	1.60	25.24	-	Healthcare

**Total Holdings 262**

⊕ Increase ⊖ Decrease ✱ New to Portfolio

# Baird Aggregate Bond Inst BAGIX

**Morningstar Category**  
Intermediate Core Bond

**Morningstar Index**  
Bloomberg US Agg Bond TR USD

## Portfolio Manager(s)

- M. Sharon deGuzman since 09-2000
- Mary Ellen Stanek since 09-2000
- Charles Groeschell since 09-2000
- Warren Pierson since 09-2000
- Meghan Dean since 05-2019
- Jay Schwister since 05-2019
- Jeffrey Schrom since 05-2019
- Patrick Brown since 05-2021
- Abhishek Pulakanti since 05-2022
- Andrew O'Connell since 05-2022

## Quantitative Screens

✔ **Performance:** The fund has finished in the Intermediate Core Bond category's top three quartiles in 10 of the 10 years it's been in existence.

✔ **Management:** The fund's management has been in place for 23.27 years.

Style Consistency is not calculated for Fixed Income funds.

✔ **Net Expense:** The fund's expense ratio of 0.3 is 44.44% lower than the Intermediate Core Bond category average.

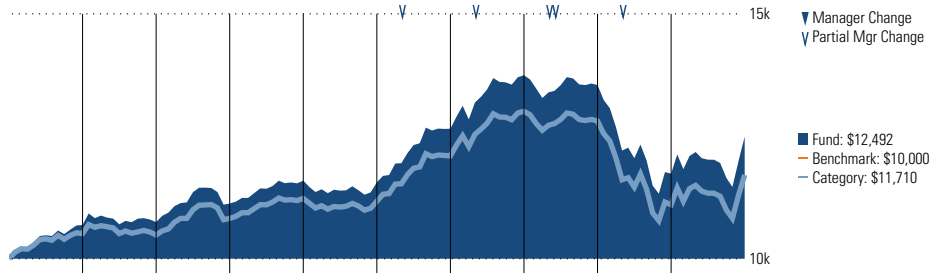
## Morningstar Investment Management LLC Analysis

This fund passes all of Morningstar Investment Management's quantitative screens. Morningstar Investment Management has also assessed the fund from a qualitative perspective and, as a fiduciary, is comfortable recommending the fund's use in retirement plans.

## ESG Metrics

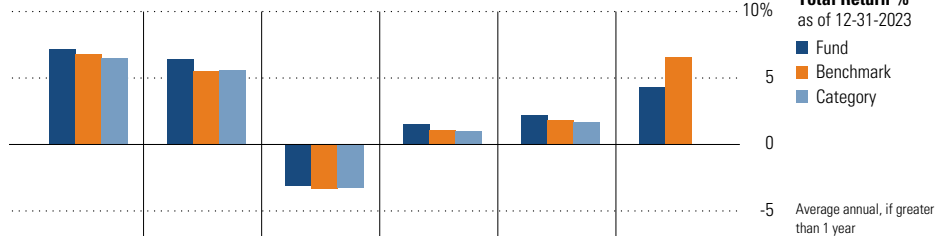
Metric	Rating	Updated
Sustainability Rating	3	11-30-2023
ESG Commitment	1-Low	02-15-2022

## Growth of \$10,000



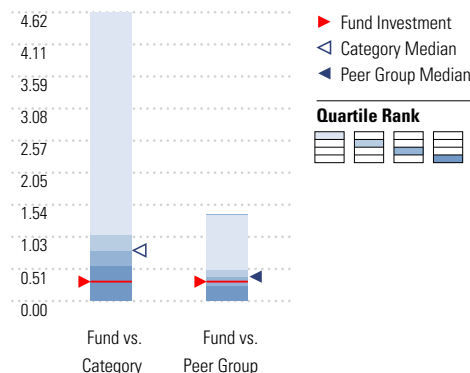
Year	2014	2015	2016	2017	2018	2019	2020	2021	2022	YTD	History
Performance Quartile (Within Category)	III	III	III	III	III	IV	IV	IV	IV	IV	History
Total Return %	6.89	0.55	3.52	4.20	-0.30	9.48	8.63	-1.46	-13.35	6.43	Total Return %
+/- Benchmark	0.92	0.00	0.87	0.66	-0.31	0.76	1.12	0.08	-0.34	0.90	+/- Benchmark
+/- Category	1.71	0.81	0.29	0.49	0.20	1.42	1.11	0.02	-0.03	0.84	+/- Category
Tot Ret % Rank in Cat	8	22	37	31	41	15	22	40	49	20	Tot Ret % Rank in Cat
# of Funds in Cat	522	535	498	504	492	505	506	517	536	566	# of Funds in Cat
Turnover %	32	40	36	28	24	31	35	39	43	-	Turnover %
Expense Ratio	-	-	0.30	0.30	0.30	0.30	0.30	0.30	0.30	-	Expense Ratio

## Trailing Performance



Period	3 Month	1 Year	3 year	5 year	10 year	Since Inception	Metric
Fund Return %	7.20	6.43	-3.14	1.56	2.25	4.34	Fund Return %
Benchmark Return %	6.82	5.53	-3.31	1.10	1.81	6.61	Benchmark Return %
Category Average %	6.47	5.59	-3.27	1.05	1.66	-	Category Average %
% Rank in Category	13	20	31	18	9	-	% Rank in Category
# of Funds in Category	579	566	510	457	329	-	# of Funds in Category

## Net Expense



Comparison	Count	Percentile Rank
Fund vs. Category	26	147/577
Fund vs. Peer Group	36	156/434

Peer group is a subset of the category and includes funds with the same management style (active vs. passive) and similar share class characteristics.

## 3-Year Risk Metrics

Metric	Fund	Bmark	Cat
Alpha	-	-	-
Beta	-	-	-
R-Squared	-	-	-
Standard Deviation	7.38	-	7.20
Sharpe Ratio	-	-	-
Tracking Error	-	-	-
Information Ratio	-	-	-
Up Capture Ratio	-	-	-
Down Capture Ratio	-	-	-

## Portfolio Metrics

Metric	Fund	Bmark	Cat
Avg Eff Duration	6.15	4.43	5.99
Avg Eff Maturity	8.34	-	8.56

# Baird Aggregate Bond Inst BAGIX

**Morningstar Category**  
Intermediate Core Bond

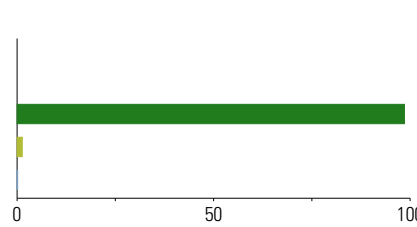
**Morningstar Index**  
Bloomberg US Agg Bond TR USD

## Style Analysis as of 12-31-2023

### Style Breakdown



## Asset Allocation as of 12-31-2023

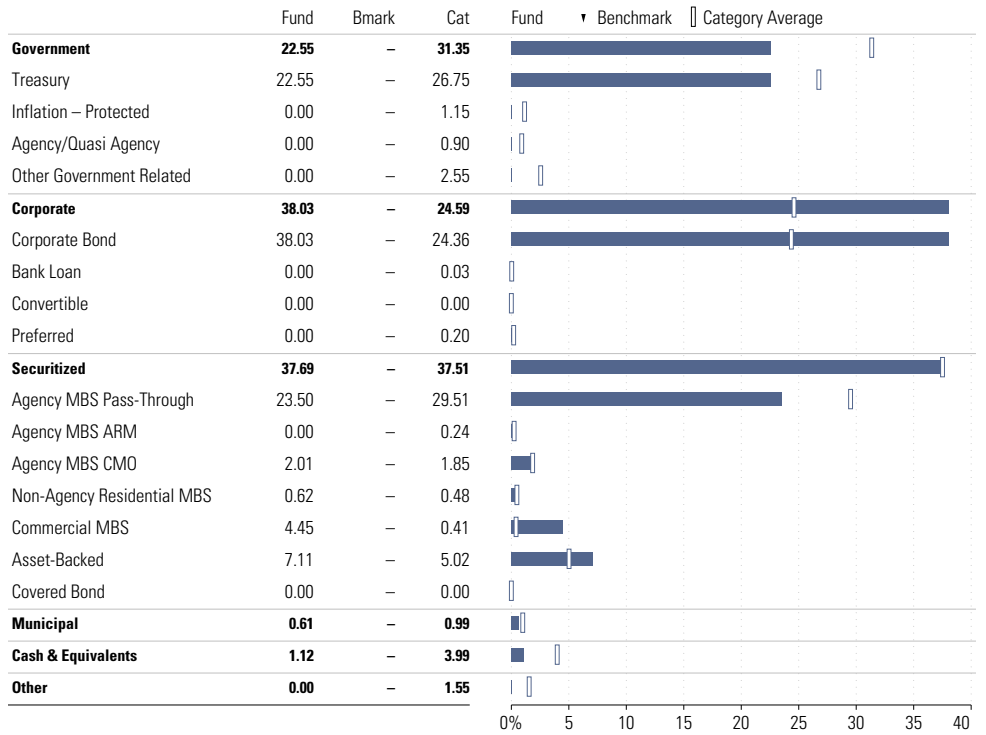


Asset Class	Net %	Cat%
US Stocks	0.00	0.06
Non-US Stocks	0.00	0.00
Bonds	98.55	95.29
Cash	1.31	2.18
Other	0.14	2.48
<b>Total</b>	<b>100.00</b>	<b>100.00</b>

## Credit Rating Breakdown

	Fund	Bmark	Cat
AAA	12.90	3.53	27.80
AA	50.80	74.59	41.94
A	13.60	10.82	13.94
BBB	22.60	8.32	13.42
BB	0.10	0.28	0.68
B	0.00	0.00	0.33
Below B	0.00	0.00	0.44
Not Rated	0.00	2.46	1.46

## Sector Weighting as of 12-31-2023



## Top 10 Holdings as of 12-31-2023

Name	Maturity Date	% Net Asset	Cumulative %	Fixed Income Sector
⊕ United States Treasury Notes 1.13%	10-2026	4.25	4.25	-
United States Treasury Bonds 2.5%	02-2045	2.83	7.08	-
United States Treasury Bonds 2.88%	05-2043	2.03	9.10	-
⊕ United States Treasury Notes 2.38%	03-2029	1.99	11.09	-
United States Treasury Bonds 1.38%	11-2040	1.60	12.69	-
⊕ United States Treasury Notes 4.13%	08-2030	1.55	14.24	-
⊕ United States Treasury Bonds 2.88%	05-2052	1.53	15.77	-
⊕ United States Treasury Bonds 2.38%	02-2042	1.51	17.27	-
⊖ First American Government Obligs U	02-2030	1.05	18.32	-
⊖ United States Treasury Notes 1.13%	08-2028	0.92	19.24	-

**Total Holdings 1757**

⊕ Increase ⊖ Decrease ✱ New to Portfolio

# DFA US Small Cap I DFSTX

**Morningstar Category**  
Small Blend

**Morningstar Index**  
Russell 2000 TR USD

## Portfolio Manager(s)

Jed Fogdall since 02-2012  
Joel Schneider since 02-2017  
Marc Leblond since 02-2020

## Quantitative Screens

✔ **Performance:** The fund has finished in the Small Blend category's top three quartiles in 10 of the 10 years it's been in existence.

✔ **Management:** The fund's management has been in place for 11.85 years.

✔ **Style:** The fund has landed in its primary style box — Small Blend — 100 % of the time over the past three years.

✔ **Net Expense:** The fund's expense ratio of 0.27 is 72.16% lower than the Small Blend category average.

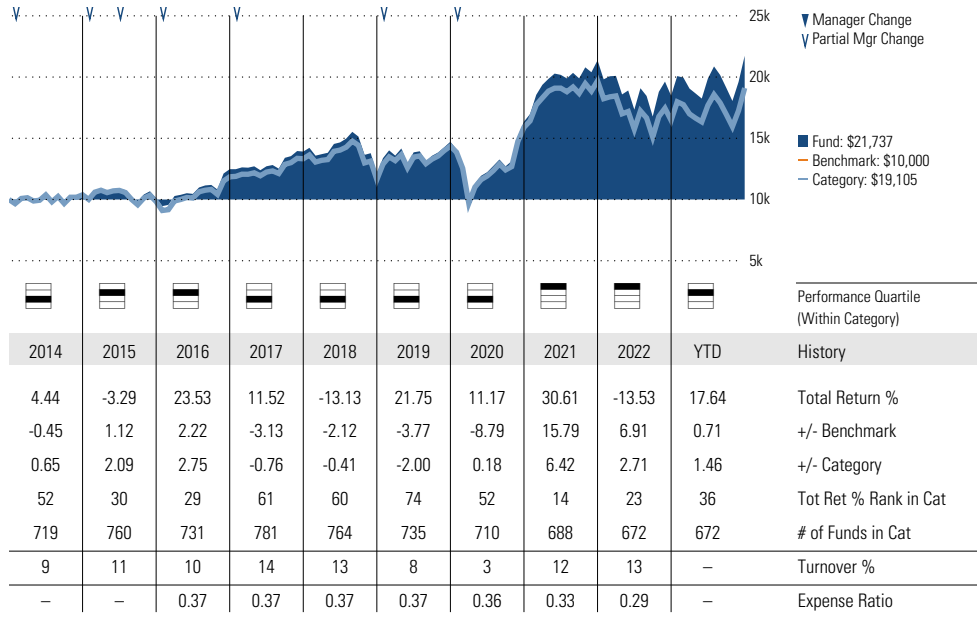
## Morningstar Investment Management LLC Analysis

This fund passes all of Morningstar Investment Management's quantitative screens. Morningstar Investment Management has also assessed the fund from a qualitative perspective and, as a fiduciary, is comfortable recommending the fund's use in retirement plans.

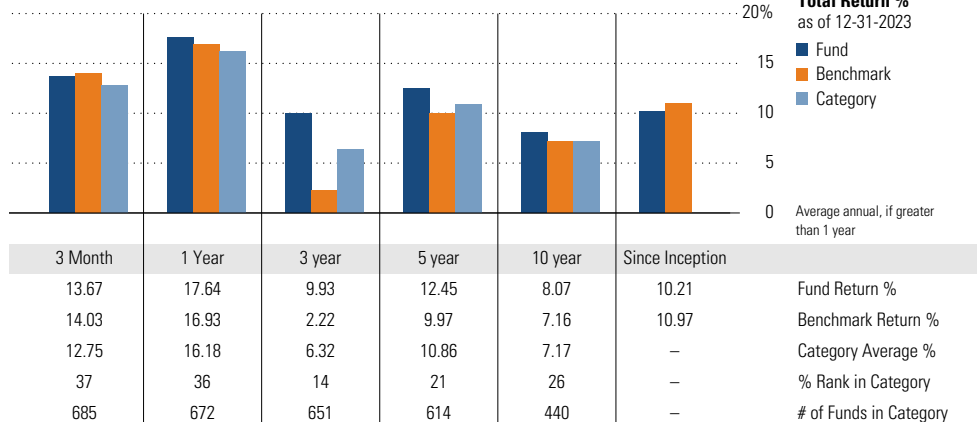
## ESG Metrics

Metric	Rating	Updated
Sustainability Rating	3	11-30-2023
Carbon Risk Score	Medium Risk	12-31-2022

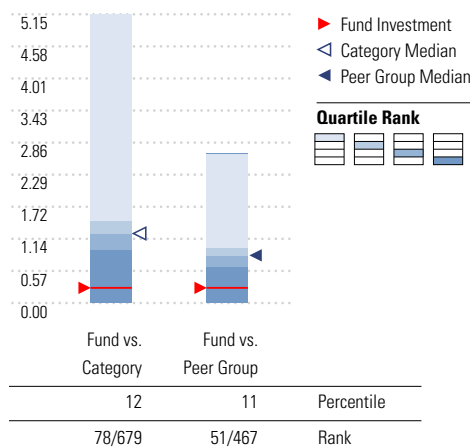
## Growth of \$10,000



## Trailing Performance



## Net Expense



Peer group is a subset of the category and includes funds with the same management style (active vs. passive) and similar share class characteristics.

## 3-Year Risk Metrics

	Fund	Bmark	Cat
Alpha	-	-	-
Beta	-	-	-
R-Squared	-	-	-
Standard Deviation	20.33	-	20.54
Sharpe Ratio	-	-	-
Tracking Error	-	-	-
Information Ratio	-	-	-
Up Capture Ratio	-	-	-
Down Capture Ratio	-	-	-

## Portfolio Metrics

	Fund	Bmark	Cat
Price/Earnings Ratio	13.12	14.37	16.08
Price/Book Ratio	1.82	1.96	2.34
Geom Avg Mkt Cap \$B	2.93	2.47	5.06
ROE	13.98	7.44	18.21

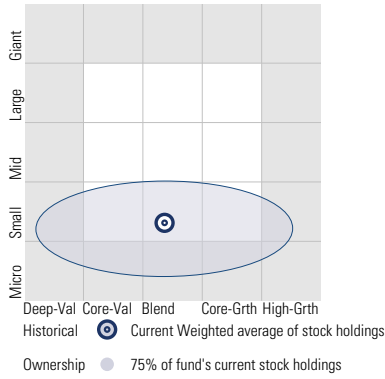
# DFA US Small Cap I DFSTX

**Morningstar Category**  
Small Blend

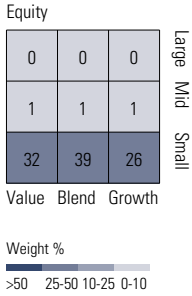
**Morningstar Index**  
Russell 2000 TR USD

## Style Analysis as of 12-31-2023

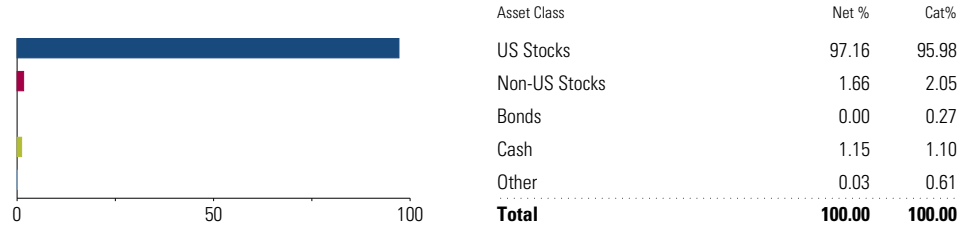
Morningstar Style Box™



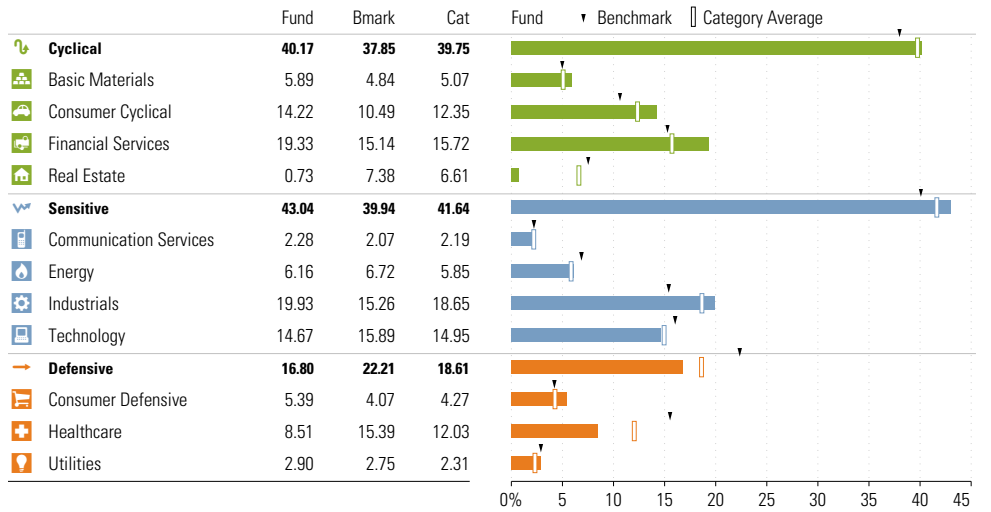
## Style Breakdown



## Asset Allocation as of 12-31-2023



## Sector Weighting as of 12-31-2023



## Top 15 Holdings as of 12-31-2023

Name	% Net Asset	Cumulative %	YTD Return %	Morningstar Sector
⊕ Ssc Government Mm Gvmxx	1.00	1.00	—	—
⊕ Future on E-mini S&P 500 Futures	0.98	1.98	—	—
Simpson Manufacturing Co Inc	0.41	2.38	124.50	Basic Materials
Comfort Systems USA Inc	0.37	2.75	79.46	Industrials
Qualys Inc	0.35	3.10	74.89	Technology
⊖ UFP Industries Inc	0.33	3.43	59.81	Basic Materials
MSA Safety Inc	0.32	3.75	18.39	Industrials
Applied Industrial Technologies Inc	0.31	4.07	38.13	Industrials
Fabrinet	0.31	4.37	48.44	Technology
⊖ Ensign Group Inc	0.30	4.67	18.85	Healthcare
⊖ Saia Inc	0.29	4.97	108.99	Industrials
Onto Innovation Inc	0.29	5.26	124.56	Technology
Amkor Technology Inc	0.29	5.55	40.01	Technology
Selective Insurance Group Inc	0.29	5.84	13.68	Financial Services
Evercore Inc Class A	0.28	6.12	59.56	Financial Services

## Total Holdings 1929

⊕ Increase ⊖ Decrease ✨ New to Portfolio



# Federated Hermes Govt Ultrashort R6 FGULX

**Morningstar Category**  
Ultrashort Bond

**Morningstar Index**  
Bloomberg US Agg Bond TR USD

## Portfolio Manager(s)

Susan Hill since 07-1997  
Liam O'Connell since 11-2010

## Quantitative Screens

✔ **Performance:** The fund has finished in the Ultrashort Bond category's top three quartiles in 5 of the 7 years it's been in existence.

✔ **Management:** The fund's management has been in place for 26.49 years.

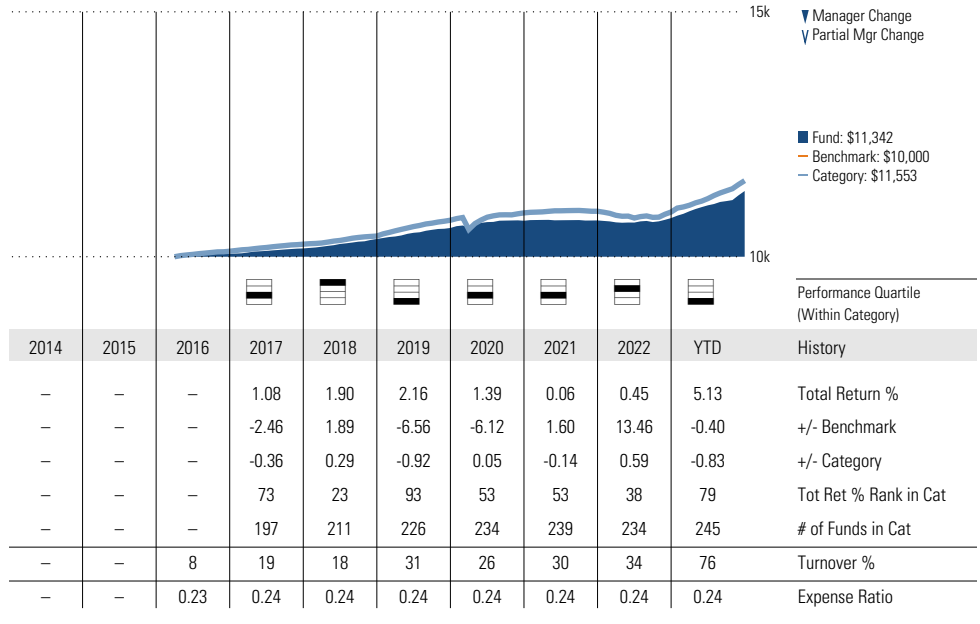
Style Consistency is not calculated for Fixed Income funds.

✔ **Net Expense:** The fund's expense ratio of 0.24 is 41.46% lower than the Ultrashort Bond category average.

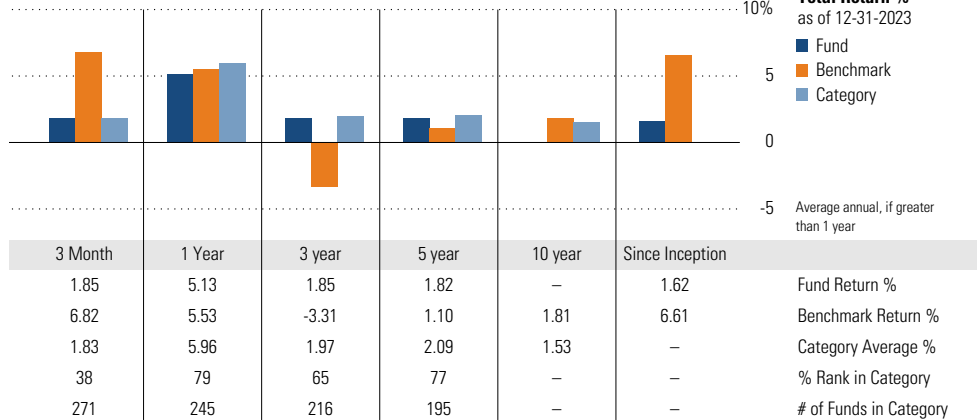
## Morningstar Investment Management LLC Analysis

This fund passes all of Morningstar Investment Management's quantitative screens. Morningstar Investment Management has also assessed the fund from a qualitative perspective and, as a fiduciary, is comfortable recommending the fund's use in retirement plans.

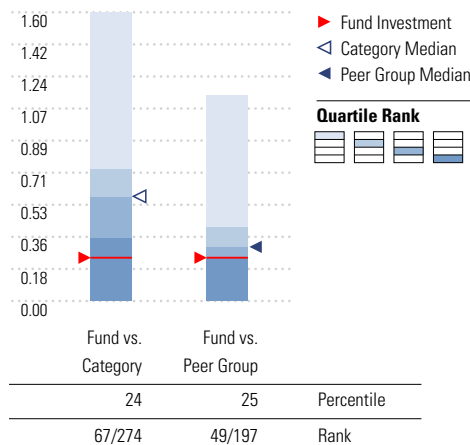
## Growth of \$10,000



## Trailing Performance



## Net Expense



Peer group is a subset of the category and includes funds with the same management style (active vs. passive) and similar share class characteristics.

## 3-Year Risk Metrics

	Fund	Bmark	Cat
Alpha	-	-	-
Beta	-	-	-
R-Squared	-	-	-
Standard Deviation	0.86	-	1.19
Sharpe Ratio	-	-	-
Tracking Error	-	-	-
Information Ratio	-	-	-
Up Capture Ratio	-	-	-
Down Capture Ratio	-	-	-

## Portfolio Metrics

	Fund	Bmark	Cat
Avg Eff Duration	0.57	4.43	1.00
Avg Eff Maturity	-	-	1.62

# Federated Hermes Govt Ultrashort R6 FGULX

**Morningstar Category**  
Ultrashort Bond

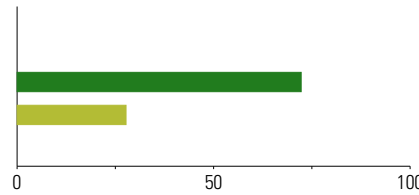
**Morningstar Index**  
Bloomberg US Agg Bond TR USD

**Style Analysis** as of 12-31-2023

**Style Breakdown**



**Asset Allocation** as of 12-31-2023

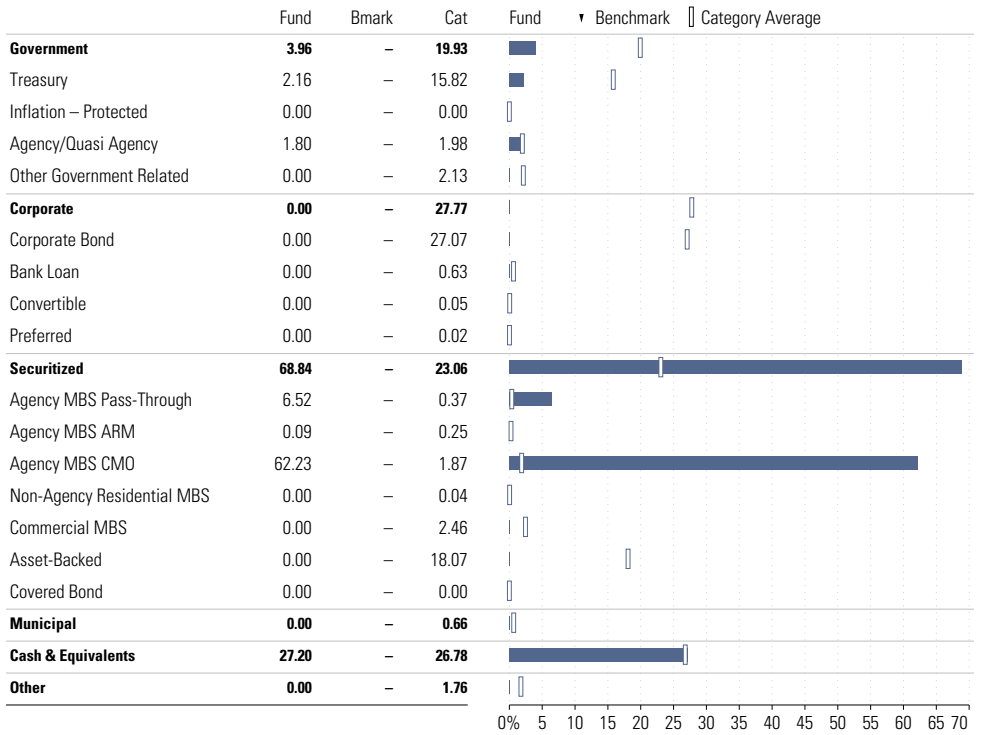


Asset Class	Net %	Cat%
US Stocks	0.00	0.77
Non-US Stocks	0.00	0.41
Bonds	72.28	56.14
Cash	27.72	43.34
Other	0.00	-0.67
<b>Total</b>	<b>100.00</b>	<b>100.00</b>

**Credit Rating Breakdown**

	Fund	Bmark	Cat
AAA	100.00	3.53	44.82
AA	0.00	74.59	17.31
A	0.00	10.82	16.11
BBB	0.00	8.32	17.65
BB	0.00	0.28	1.86
B	0.00	0.00	0.80
Below B	0.00	0.00	0.23
Not Rated	0.00	2.46	1.21

**Sector Weighting** as of 12-31-2023



**Top 10 Holdings** as of 12-31-2023

Name	Maturity Date	% Net Asset	Cumulative %	Fixed Income Sector
⊕ Hsbc Repo 2 Repo	10-2023	10.58	10.58	-
⊕ Bank Of Montreal 2 Repo	10-2023	10.58	21.16	-
⊕ Bofam Repo 1 Repo	10-2023	6.04	27.20	-
FEDERAL HOME LN MTG CORP MULTICLASS MTG PARTN CTFS GTD 5.97135%	04-2033	5.60	32.80	-
FEDERAL HOME LN MTG CORP MULTICLASS MTG PARTN CTFS GTD 5.82135%	12-2032	4.57	37.36	-
FEDERAL HOME LN MTG CORP MULTICLASS MTG PARTN CTFS GTD 5.87135%	12-2032	4.21	41.57	-
⊕ Government National Mortgage Association 5.12871%	01-2073	3.76	45.33	-
⊖ FEDERAL HOME LN MTG CORP MULTICLASS MTG PARTN CTFS GTD 5.96495%	07-2053	3.48	48.81	-
FEDERAL HOME LN MTG CORP MULTICLASS MTG PARTN CTFS GTD 6.19135%	10-2032	3.17	51.97	-
FEDERAL HOME LN MTG CORP MULTICLASS MTG PARTN CTFS GTD 6.19135%	11-2032	2.76	54.74	-

**Total Holdings 191**

⊕ Increase ⊖ Decrease ✱ New to Portfolio

# Vanguard 500 Index Admiral VFIAX

**Morningstar Category**  
Large Blend

**Morningstar Index**  
S&P 500 TR USD

## Portfolio Manager(s)

Michelle Louie since 11-2017  
Nick Birkett since 08-2023  
Aaron Choi since 08-2023

## Quantitative Screens

✔ **Performance:** The fund has finished in the Large Blend category's top three quartiles in 10 of the 10 years it's been in existence.

✔ **Management:** The fund's management has been in place for 6.09 years.

✔ **Style:** The fund has landed in its primary style box — Large Blend — 100 % of the time over the past three years.

✔ **Net Expense:** The fund's expense ratio of 0.04 is 94.67% lower than the Large Blend category average.

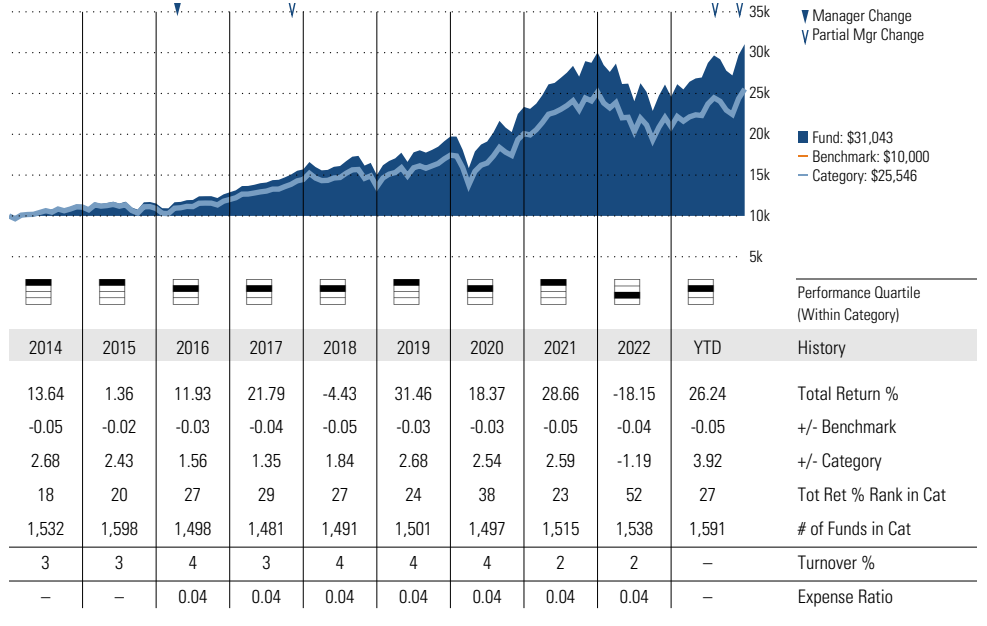
## Morningstar Investment Management LLC Analysis

This fund passes all of Morningstar Investment Management's quantitative screens. Morningstar Investment Management has also assessed the fund from a qualitative perspective and, as a fiduciary, is comfortable recommending the fund's use in retirement plans.

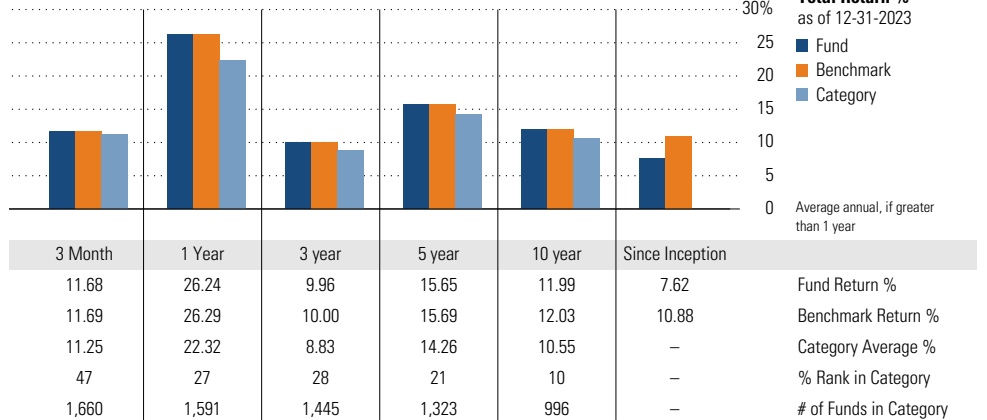
## ESG Metrics

Metric	Rating	Updated
Sustainability Rating	3	11-30-2023
Carbon Risk Score	Low Risk	12-31-2022
ESG Commitment	1-Low	02-15-2022

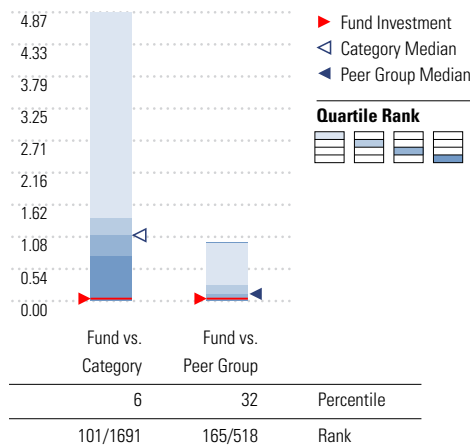
## Growth of \$10,000



## Trailing Performance



## Net Expense



Peer group is a subset of the category and includes funds with the same management style (active vs. passive) and similar share class characteristics.

## 3-Year Risk Metrics

Metric	Fund	Bmark	Cat
Alpha	-	-	-
Beta	-	-	-
R-Squared	-	-	-
Standard Deviation	17.54	-	17.04
Sharpe Ratio	-	-	-
Tracking Error	-	-	-
Information Ratio	-	-	-
Up Capture Ratio	-	-	-
Down Capture Ratio	-	-	-

## Portfolio Metrics

Metric	Fund	Bmark	Cat
Price/Earnings Ratio	23.61	23.61	22.67
Price/Book Ratio	4.20	4.19	4.67
Geom Avg Mkt Cap \$B	241.88	241.61	282.66
ROE	31.53	31.50	30.87

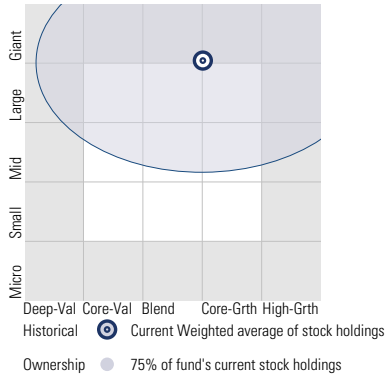
# Vanguard 500 Index Admiral VFIAX

**Morningstar Category**  
Large Blend

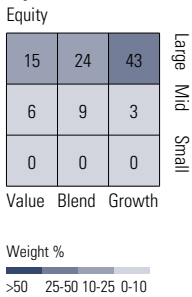
**Morningstar Index**  
S&P 500 TR USD

## Style Analysis as of 12-31-2023

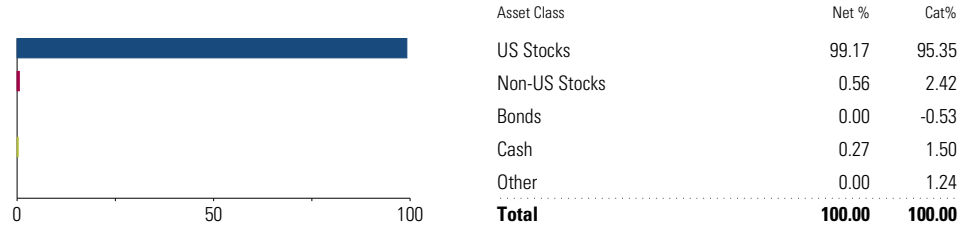
Morningstar Style Box™



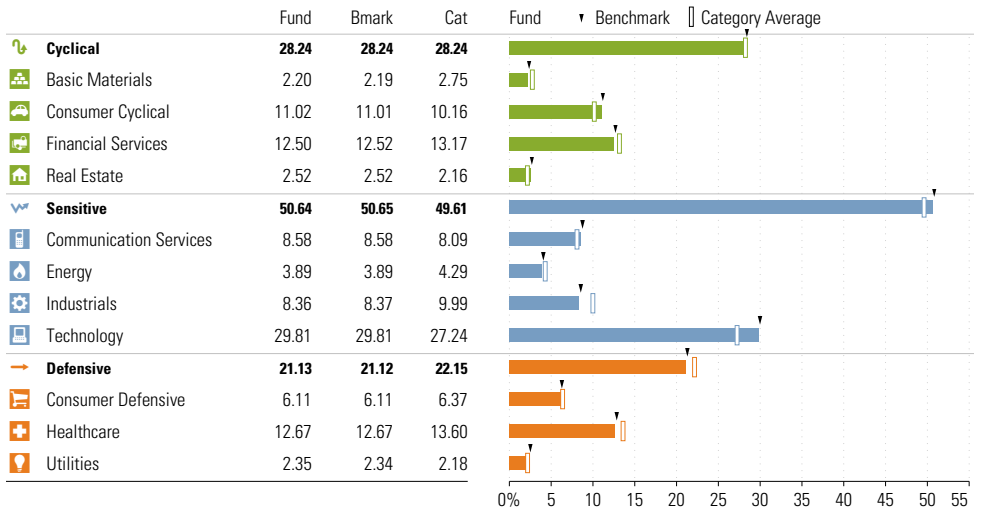
## Style Breakdown



## Asset Allocation as of 12-31-2023



## Sector Weighting as of 12-31-2023



## Top 15 Holdings as of 12-31-2023

Name	% Net Asset	Cumulative %	YTD Return %	Morningstar Sector
Apple Inc	7.02	7.02	48.91	Technology
Microsoft Corp	6.97	13.99	57.96	Technology
Amazon.com Inc	3.44	17.43	80.88	Consumer Cyclical
NVIDIA Corp	3.05	20.48	238.98	Technology
Alphabet Inc Class A	2.06	22.54	58.32	Communication Svc
Meta Platforms Inc Class A	1.96	24.50	194.13	Communication Svc
Alphabet Inc Class C	1.75	26.25	58.83	Communication Svc
Tesla Inc	1.71	27.96	101.72	Consumer Cyclical
Berkshire Hathaway Inc Class B	1.62	29.58	15.46	Financial Services
JPMorgan Chase & Co	1.23	30.81	29.87	Financial Services
Broadcom Inc	1.22	32.03	103.05	Technology
UnitedHealth Group Inc	1.21	33.24	0.68	Healthcare
Eli Lilly and Co	1.16	34.40	60.57	Healthcare
Visa Inc Class A	1.03	35.43	26.21	Financial Services
Exxon Mobil Corp	1.00	36.43	-6.02	Energy

**Total Holdings 508**

⊕ Increase ⊖ Decrease ✨ New to Portfolio

# Vanguard Dividend Growth Inv VDIGX

**Morningstar Category**  
Large Blend

**Morningstar Index**  
S&P 500 TR USD

## Portfolio Manager(s)

Peter Fisher since 07-2022

## Quantitative Screens

✔ **Performance:** The fund has finished in the Large Blend category's top three quartiles in 7 of the 10 years it's been in existence.

✘ **Management:** The fund's management team has been in place for less than three years.

✔ **Style:** The fund has landed in its primary style box — Large Blend — 100 % of the time over the past three years.

✔ **Net Expense:** The fund's expense ratio of 0.3 is 60% lower than the Large Blend category average.

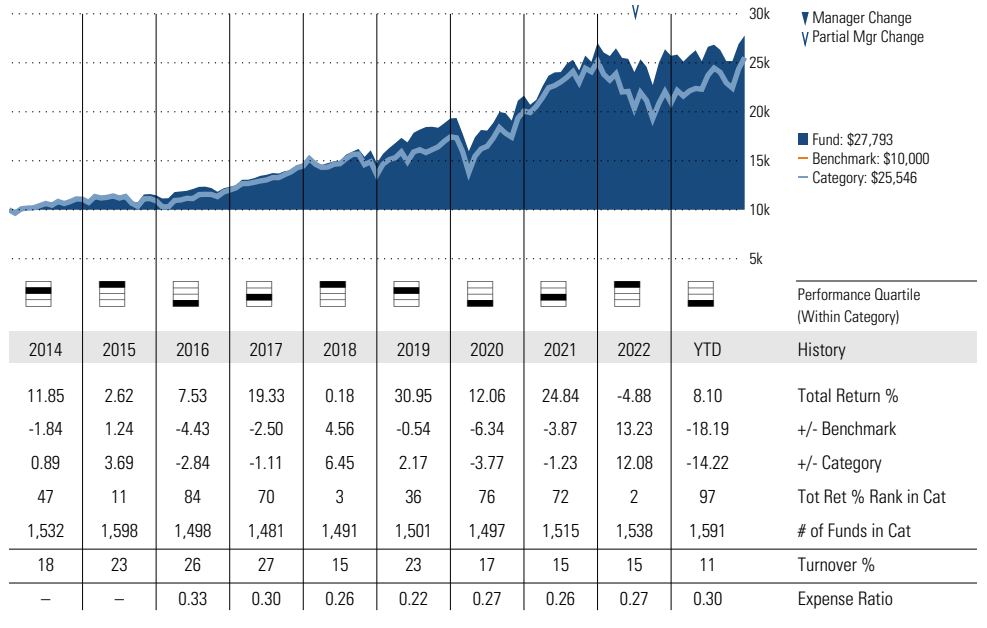
## Morningstar Investment Management LLC Analysis

This fund passes all of Morningstar Investment Management's quantitative screens. Morningstar Investment Management has also assessed the fund from a qualitative perspective and, as a fiduciary, is comfortable recommending the fund's use in retirement plans.

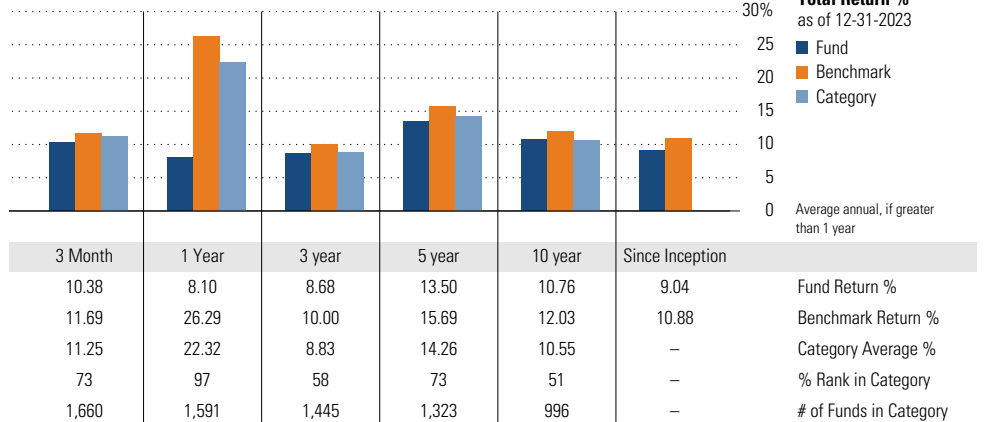
## ESG Metrics

Metric	Rating	Updated
Sustainability Rating	3	11-30-2023
Carbon Risk Score	Low Risk	12-31-2022
ESG Commitment	2-Basic	02-15-2022

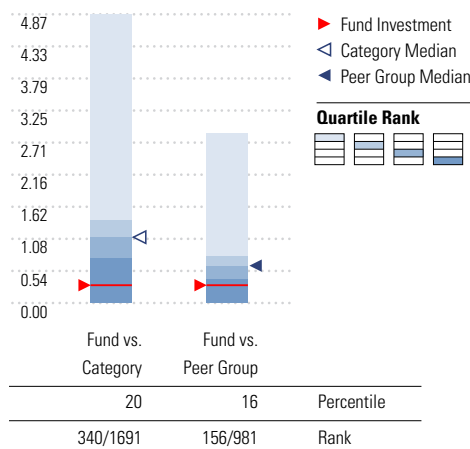
## Growth of \$10,000



## Trailing Performance



## Net Expense



Peer group is a subset of the category and includes funds with the same management style (active vs. passive) and similar share class characteristics.

## 3-Year Risk Metrics

Metric	Fund	Bmark	Cat
Alpha	-	-	-
Beta	-	-	-
R-Squared	-	-	-
Standard Deviation	15.01	-	17.04
Sharpe Ratio	-	-	-
Tracking Error	-	-	-
Information Ratio	-	-	-
Up Capture Ratio	-	-	-
Down Capture Ratio	-	-	-

## Portfolio Metrics

Metric	Fund	Bmark	Cat
Price/Earnings Ratio	23.15	23.61	22.67
Price/Book Ratio	5.30	4.19	4.67
Geom Avg Mkt Cap \$B	162.71	241.61	282.66
ROE	35.34	31.50	30.87

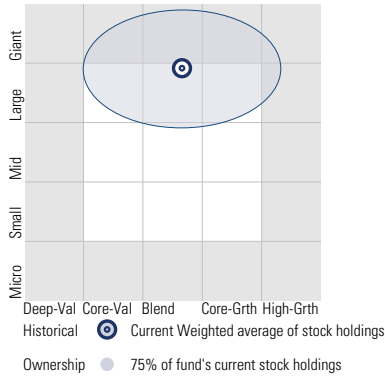
# Vanguard Dividend Growth Inv VDIGX

**Morningstar Category**  
Large Blend

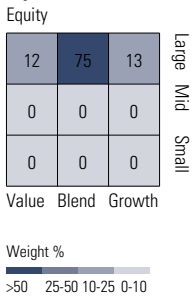
**Morningstar Index**  
S&P 500 TR USD

## Style Analysis as of 12-31-2023

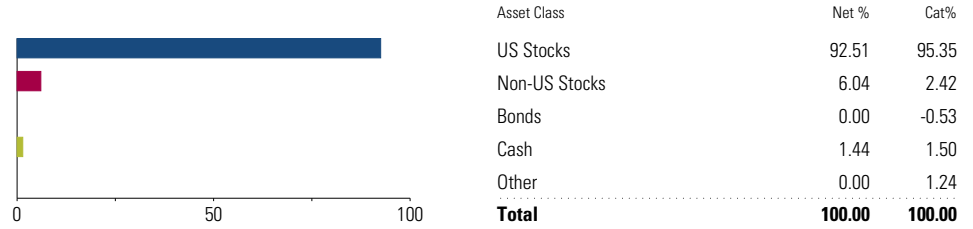
Morningstar Style Box™



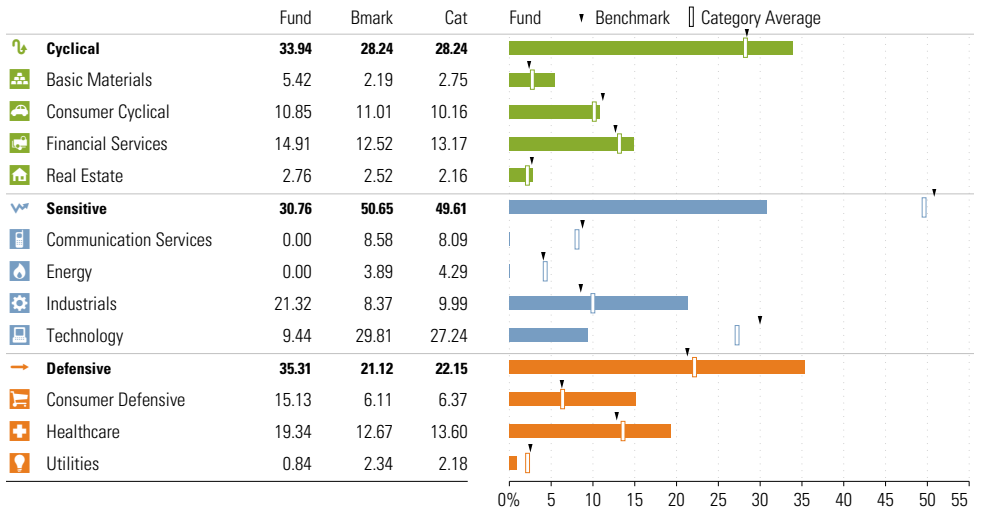
## Style Breakdown



## Asset Allocation as of 12-31-2023



## Sector Weighting as of 12-31-2023



## Top 15 Holdings as of 12-31-2023

Name	% Net Asset	Cumulative %	YTD Return %	Morningstar Sector
Microsoft Corp	3.99	3.99	57.96	Technology
UnitedHealth Group Inc	3.89	7.88	0.68	Healthcare
Stryker Corp	3.51	11.39	23.73	Healthcare
⊖ TJX Companies Inc	3.25	14.64	19.48	Consumer Cyclical
Honeywell International Inc	3.11	17.76	-0.20	Industrials
Visa Inc Class A	3.07	20.82	26.21	Financial Services
⊕ Danaher Corp	3.04	23.87	0.50	Healthcare
⊖ Marsh & McLennan Companies Inc	3.01	26.87	16.07	Financial Services
⊕ Northrop Grumman Corp	3.00	29.87	-12.85	Industrials
⊖ Linde PLC	2.97	32.84	27.48	Basic Materials
Accenture PLC Class A	2.97	35.81	33.25	Technology
Colgate-Palmolive Co	2.94	38.75	3.59	Consumer Defensive
McDonald's Corp	2.87	41.62	14.88	Consumer Cyclical
Procter & Gamble Co	2.87	44.48	-0.85	Consumer Defensive
Mastercard Inc Class A	2.86	47.34	23.31	Financial Services

**Total Holdings 51**

⊕ Increase ⊖ Decrease ✨ New to Portfolio

# Vanguard Inflation-Protected Secs Adm VAIPX

**Morningstar Category**  
Inflation-Protected Bond

**Morningstar Index**  
Bloomberg US Treasury US TIPS TR USD

## Portfolio Manager(s)

John Madziyire since 11-2021

## Quantitative Screens

✔ **Performance:** The fund has finished in the Inflation-Protected Bond category's top three quartiles in 10 of the 10 years it's been in existence.

✘ **Management:** The fund's management team has been in place for less than three years.

Style Consistency is not calculated for Fixed Income funds.

✔ **Net Expense:** The fund's expense ratio of 0.1 is 83.87% lower than the Inflation-Protected Bond category average.

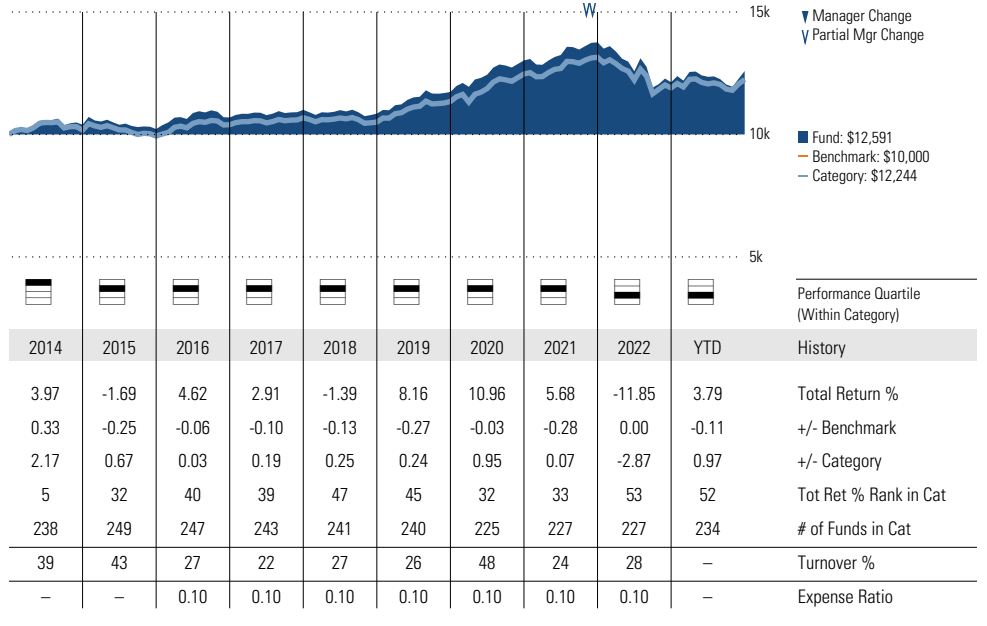
## Morningstar Investment Management LLC Analysis

This fund fails the manager tenure screen; however, the current manager has earned results consistent with those of his predecessor.

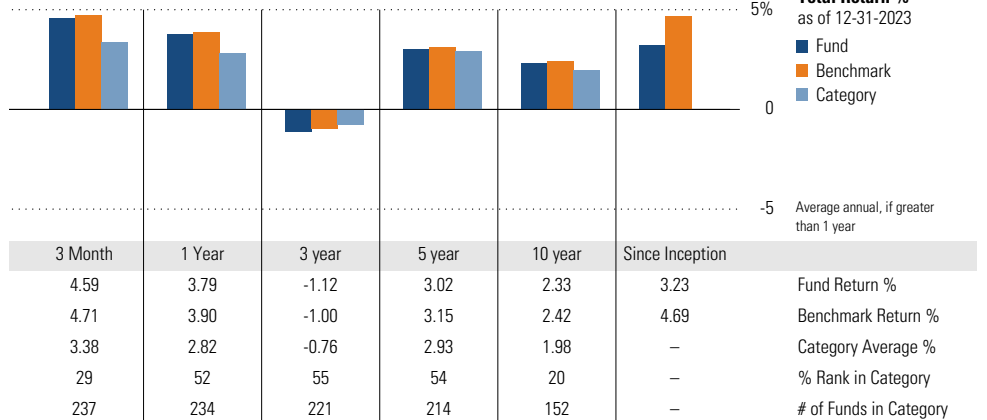
## ESG Metrics

Metric	Rating	Updated
Sustainability Rating	3	11-30-2023

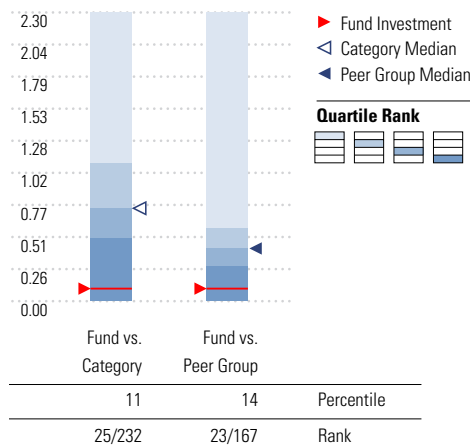
## Growth of \$10,000



## Trailing Performance



## Net Expense



Peer group is a subset of the category and includes funds with the same management style (active vs. passive) and similar share class characteristics.

## 3-Year Risk Metrics

Metric	Fund	Bmark	Cat
Alpha	-	-	-
Beta	-	-	-
R-Squared	-	-	-
Standard Deviation	7.12	-	6.62
Sharpe Ratio	-	-	-
Tracking Error	-	-	-
Information Ratio	-	-	-
Up Capture Ratio	-	-	-
Down Capture Ratio	-	-	-

## Portfolio Metrics

Metric	Fund	Bmark	Cat
Avg Eff Duration	6.48	4.52	6.01
Avg Eff Maturity	7.00	-	6.37

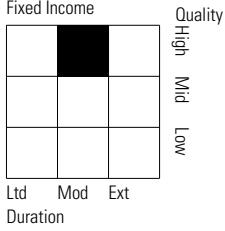
# Vanguard Inflation-Protected Secs Adm VAIPX

**Morningstar Category**  
Inflation-Protected Bond

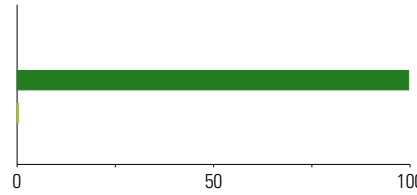
**Morningstar Index**  
Bloomberg US Treasury US TIPS TR USD

## Style Analysis as of 12-31-2023

### Style Breakdown



## Asset Allocation as of 12-31-2023

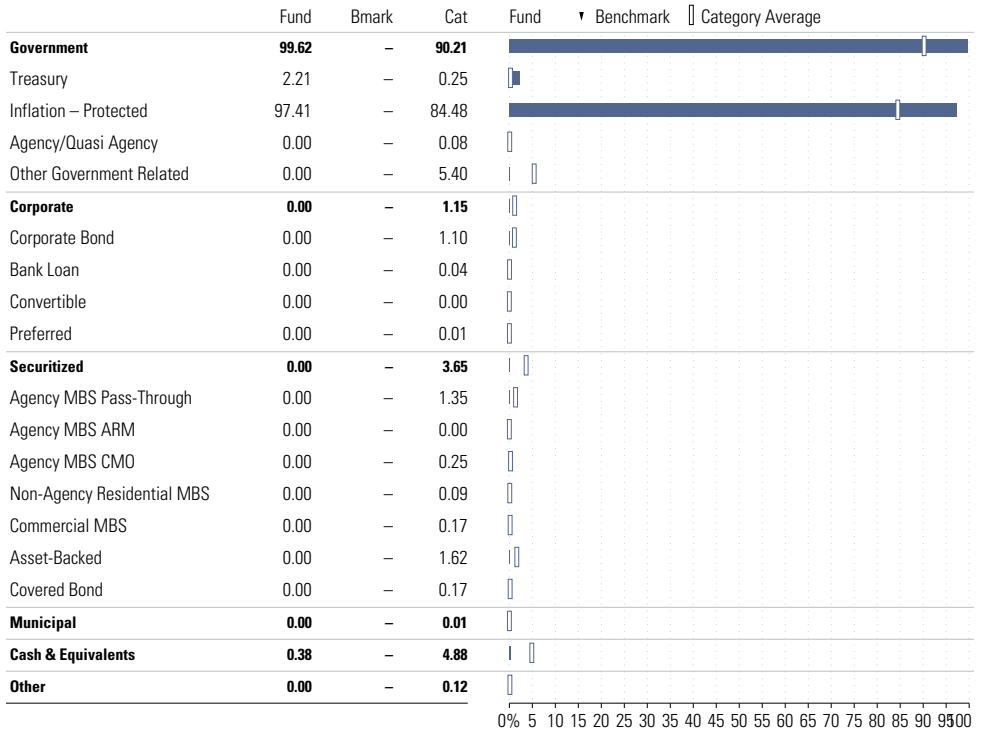


Asset Class	Net %	Cat%
US Stocks	0.00	0.11
Non-US Stocks	0.00	0.00
Bonds	99.62	97.18
Cash	0.38	1.81
Other	0.00	0.91
<b>Total</b>	<b>100.00</b>	<b>100.00</b>

### Credit Rating Breakdown

	Fund	Bmark	Cat
AAA	99.91	0.00	31.40
AA	0.00	99.60	66.93
A	0.00	0.00	0.44
BBB	0.00	0.00	0.54
BB	0.00	0.00	0.04
B	0.00	0.00	0.05
Below B	0.00	0.00	0.14
Not Rated	0.09	0.40	0.46

## Sector Weighting as of 12-31-2023



## Top 10 Holdings as of 12-31-2023

Name	Maturity Date	% Net Asset	Cumulative %	Fixed Income Sector
⊕ United States Treasury Notes	-	3.58	3.58	-
⊖ United States Treasury Notes	-	3.52	7.10	-
⊖ United States Treasury Notes	-	3.38	10.49	-
⊖ United States Treasury Notes	-	3.23	13.71	-
⊖ United States Treasury Notes	-	3.22	16.93	-
⊕ United States Treasury Notes	-	3.15	20.09	-
⊖ United States Treasury Notes	-	3.09	23.18	-
⊖ United States Treasury Notes	-	3.08	26.26	-
⊖ United States Treasury Notes	-	3.02	29.28	-
United States Treasury Notes	-	2.95	32.23	-

**Total Holdings 57**

⊕ Increase ⊖ Decrease ✱ New to Portfolio



# Vanguard Mid Cap Index Admiral VIMAX

Morningstar Category

Mid-Cap Blend

Morningstar Index

Russell Mid Cap TR USD

## Portfolio Manager(s)

Awais Khan since 07-2021  
Aurélie Denis since 02-2023  
Aaron Choi since 08-2023

## Quantitative Screens

✔ **Performance:** The fund has finished in the Mid-Cap Blend category's top three quartiles in 9 of the 10 years it's been in existence.

✗ **Management:** The fund's management team has been in place for less than three years.

✔ **Style:** The fund has landed in its primary style box — Mid-Cap Blend — 100 % of the time over the past three years.

✔ **Net Expense:** The fund's expense ratio of 0.05 is 94.12% lower than the Mid-Cap Blend category average.

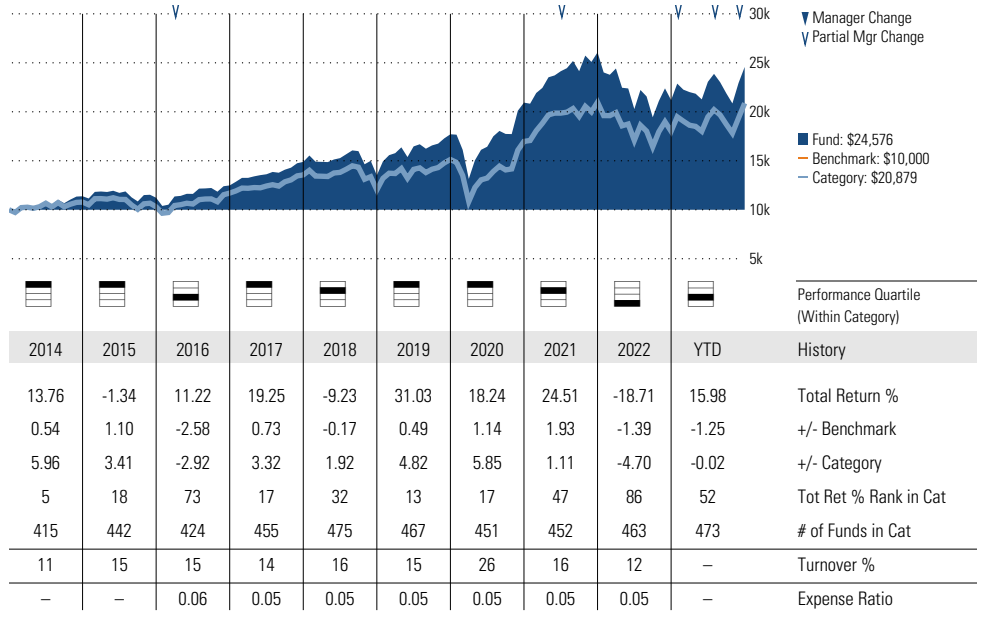
## Morningstar Investment Management LLC Analysis

This fund fails the manager tenure screen due to the retirement of a long-serving manager. Since this is a team-managed index fund, we are not concerned about the change.

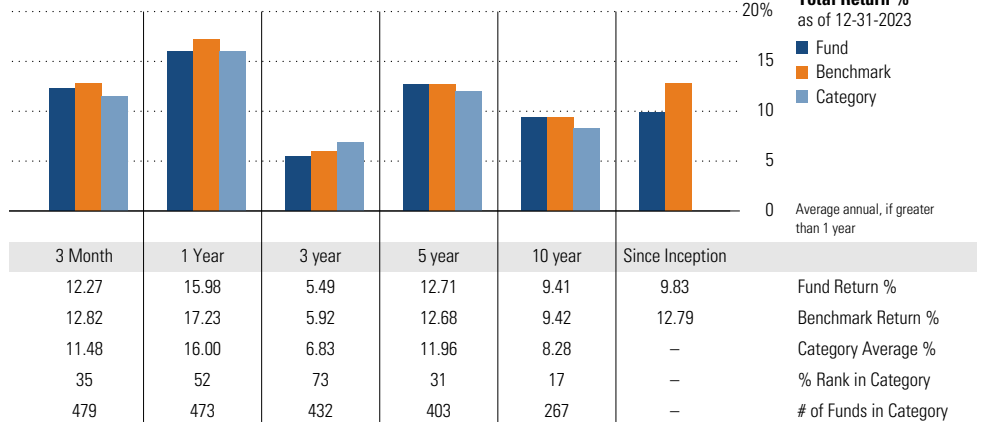
## ESG Metrics

Metric	Rating	Updated
Sustainability Rating	4	11-30-2023
Carbon Risk Score	Medium Risk	12-31-2022
ESG Commitment	1-Low	02-15-2022

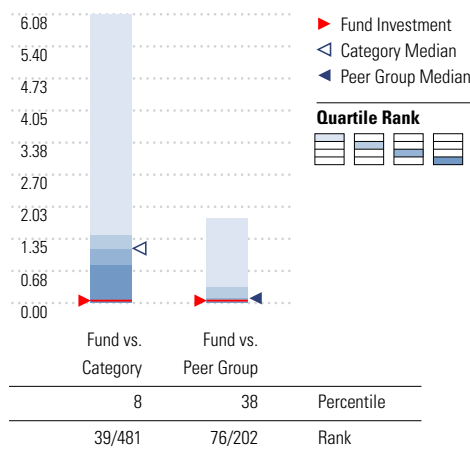
## Growth of \$10,000



## Trailing Performance



## Net Expense



Peer group is a subset of the category and includes funds with the same management style (active vs. passive) and similar share class characteristics.

## 3-Year Risk Metrics

Metric	Fund	Bmark	Cat
Alpha	-	-	-
Beta	-	-	-
R-Squared	-	-	-
Standard Deviation	19.20	-	19.32
Sharpe Ratio	-	-	-
Tracking Error	-	-	-
Information Ratio	-	-	-
Up Capture Ratio	-	-	-
Down Capture Ratio	-	-	-

## Portfolio Metrics

Metric	Fund	Bmark	Cat
Price/Earnings Ratio	20.42	18.71	16.19
Price/Book Ratio	2.95	2.79	2.75
Geom Avg Mkt Cap \$B	27.67	19.61	11.57
ROE	17.28	16.71	20.06

# Vanguard Mid Cap Index Admiral VIMAX

Morningstar Category

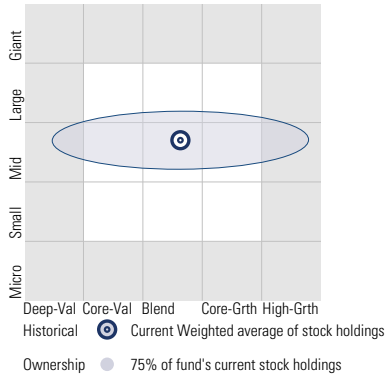
Mid-Cap Blend

Morningstar Index

Russell Mid Cap TR USD

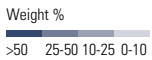
## Style Analysis as of 12-31-2023

Morningstar Style Box™

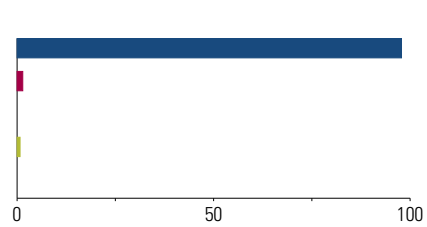


## Style Breakdown

Equity			Large Mid Small
Value	Blend	Growth	
1	7	4	Large Mid Small
24	41	22	
0	0	0	



## Asset Allocation as of 12-31-2023



Asset Class	Net %	Cat%
US Stocks	97.81	93.60
Non-US Stocks	1.44	2.69
Bonds	0.00	-0.05
Cash	0.75	1.37
Other	0.00	2.38
<b>Total</b>	<b>100.00</b>	<b>100.00</b>

## Sector Weighting as of 12-31-2023

	Fund	Bmark	Cat	Fund	Benchmark	Category Average
<b>Cyclical</b>	<b>34.17</b>	<b>37.41</b>	<b>39.56</b>			
Basic Materials	5.09	4.57	5.07			
Consumer Cyclical	8.51	11.10	13.85			
Financial Services	12.39	13.61	14.30			
Real Estate	8.18	8.13	6.34			
<b>Sensitive</b>	<b>44.15</b>	<b>43.78</b>	<b>43.34</b>			
Communication Services	4.05	3.67	2.41			
Energy	4.44	4.90	5.21			
Industrials	16.53	18.44	19.49			
Technology	19.13	16.77	16.23			
<b>Defensive</b>	<b>21.66</b>	<b>18.82</b>	<b>17.09</b>			
Consumer Defensive	4.08	3.27	4.09			
Healthcare	10.70	10.39	9.77			
Utilities	6.88	5.16	3.23			

## Top 15 Holdings as of 12-31-2023

Name	% Net Asset	Cumulative %	YTD Return %	Morningstar Sector
Amphenol Corp Class A	0.85	0.85	31.31	Technology
Arista Networks Inc	0.84	1.70	94.07	Technology
TransDigm Group Inc	0.77	2.46	66.22	Industrials
Cintas Corp	0.75	3.21	34.55	Industrials
Motorola Solutions Inc	0.75	3.96	22.89	Technology
PACCAR Inc	0.74	4.70	54.43	Industrials
Welltower Inc	0.72	5.42	41.28	Real Estate
Microchip Technology Inc	0.70	6.12	30.63	Technology
Arthur J. Gallagher & Co	0.70	6.82	20.44	Financial Services
Carrier Global Corp Ordinary Shares	0.69	7.52	41.08	Industrials
DexCom Inc	0.69	8.21	9.58	Healthcare
PG&E Corp	0.66	8.87	10.95	Utilities
D.R. Horton Inc	0.62	9.49	71.67	Consumer Cyclical
Nucor Corp	0.62	10.10	33.61	Basic Materials
MSCI Inc	0.61	10.72	22.79	Financial Services

Total Holdings 336

⊕ Increase ⊖ Decrease ✨ New to Portfolio

# Vanguard Target Retirement 2020 Fund VTWNX

**Morningstar Category**  
Target-Date 2020

**Morningstar Index**  
Morningstar Lifetime Mod 2020 TR USD

## Portfolio Manager(s)

Walter Nejman since 02-2013  
Aurélie Denis since 02-2023  
Michael Roach since 02-2023  
Roger Aliaga-Diaz since 02-2023

## Quantitative Screens

✔ **Performance:** The fund has finished in the Target-Date 2020 category's top three quartiles in 10 of the 10 years it's been in existence.

✔ **Management:** The fund's management has been in place for 10.86 years.

✔ **Style:** The fund has landed in its primary style box — Large Blend — 100 % of the time over the past three years.

✔ **Net Expense:** The fund's expense ratio of 0.08 is 85.96% lower than the Target-Date 2020 category average.

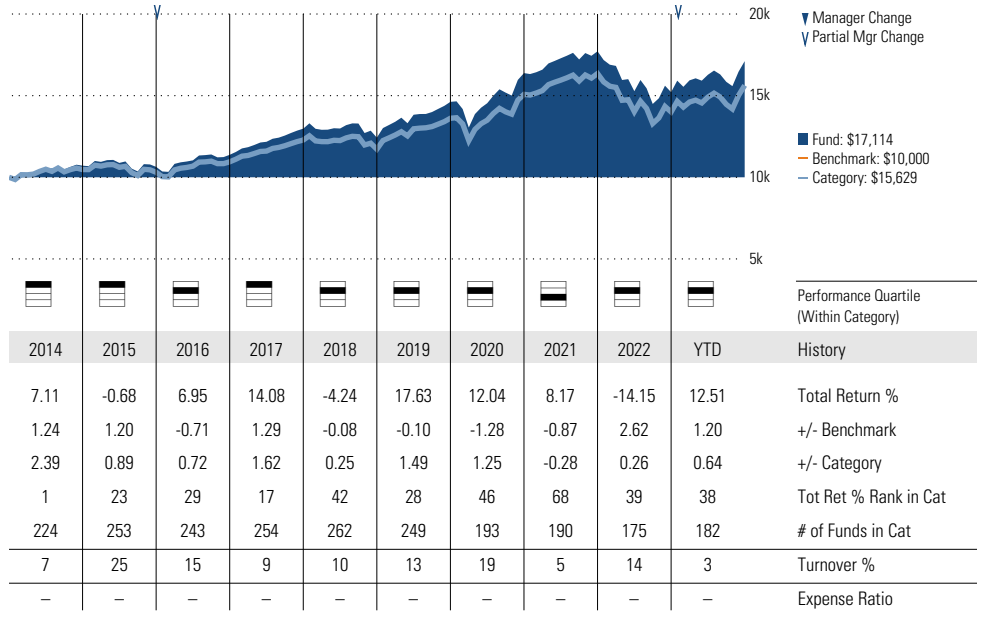
## Morningstar Investment Management LLC Analysis

This fund passes all of Morningstar Investment Management's quantitative screens. Morningstar Investment Management has also assessed the fund from a qualitative perspective and, as a fiduciary, is comfortable recommending the fund's use in retirement plans.

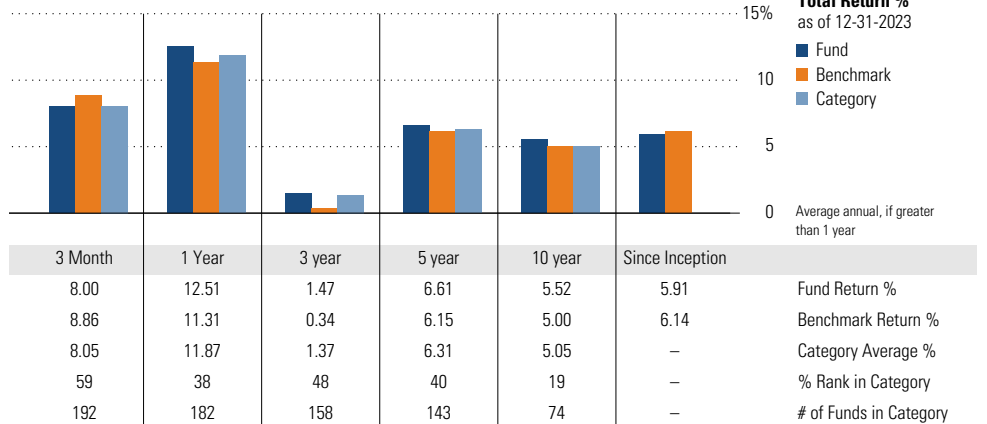
## ESG Metrics

Metric	Rating	Updated
Sustainability Rating	3	11-30-2023
ESG Commitment	1-Low	02-15-2022

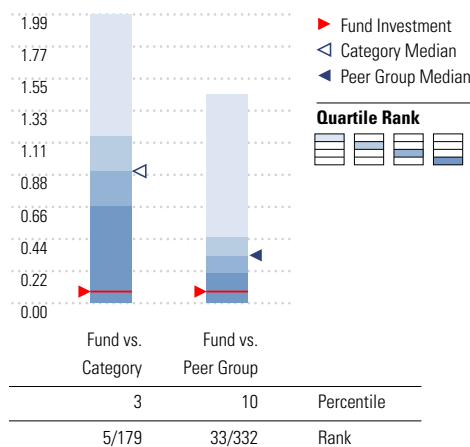
## Growth of \$10,000



## Trailing Performance



## Net Expense



Peer group is a subset of the category and includes funds with the same management style (active vs. passive) and similar share class characteristics.

## 3-Year Risk Metrics

	Fund	Bmark	Cat
Alpha	-	-	-
Beta	-	-	-
R-Squared	-	-	-
Standard Deviation	10.04	-	10.30
Sharpe Ratio	-	-	-
Tracking Error	-	-	-
Information Ratio	-	-	-
Up Capture Ratio	-	-	-
Down Capture Ratio	-	-	-

## Portfolio Metrics

	Fund	Bmark	Cat
Price/Earnings Ratio	17.82	18.56	18.37
Price/Book Ratio	2.45	2.53	2.64
Avg Eff Duration	5.78	-	5.31

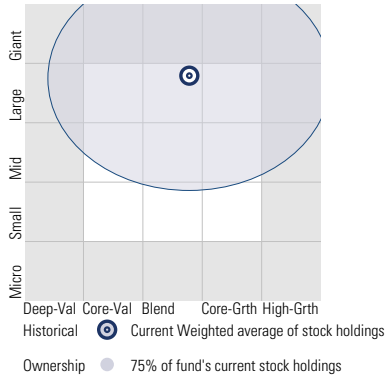
# Vanguard Target Retirement 2020 Fund VTWNX

**Morningstar Category**  
Target-Date 2020

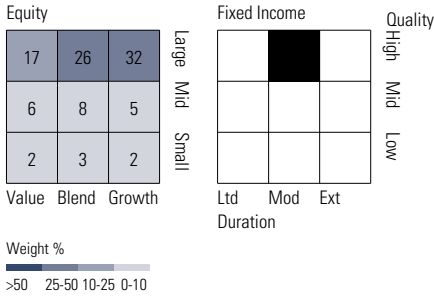
**Morningstar Index**  
Morningstar Lifetime Mod 2020 TR USD

## Style Analysis as of 12-31-2023

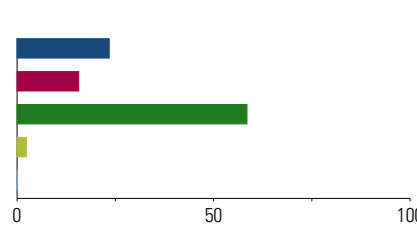
Morningstar Style Box™



## Style Breakdown

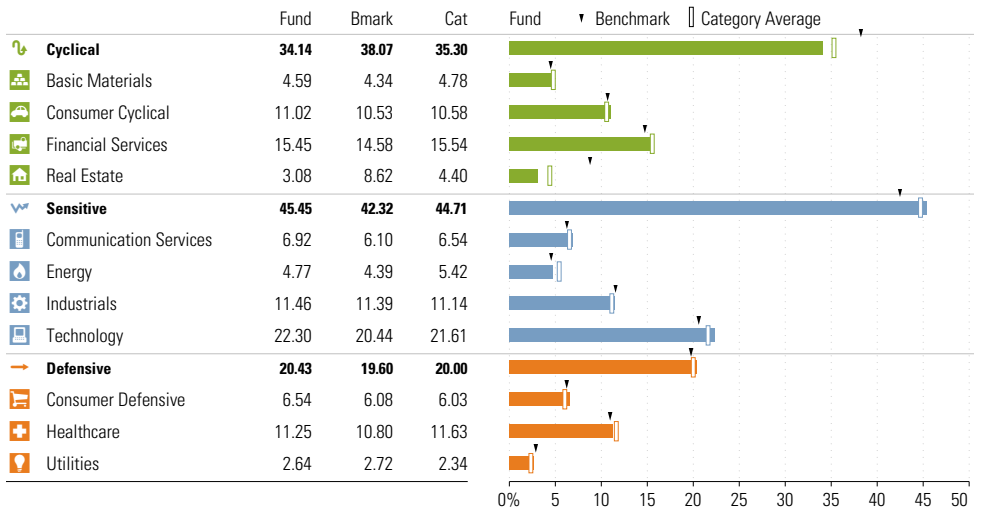


## Asset Allocation as of 12-31-2023



Asset Class	Net %	Cat%
US Stocks	23.44	28.24
Non-US Stocks	15.67	16.63
Bonds	58.49	44.83
Cash	2.35	2.98
Other	0.04	7.32
<b>Total</b>	<b>100.00</b>	<b>100.00</b>

## Sector Weighting as of 12-31-2023



## Top 7 Holdings as of 12-31-2023

Name	Maturity Date	% Net Asset	Cumulative %	YTD Return %	Morningstar Sector
⊕ Vanguard Total Bond Market II Idx Inv	-	33.35	33.35	-	-
⊖ Vanguard Total Stock Mkt Idx Instl Pls	-	23.56	56.91	-	-
⊖ Vanguard Total Intl Stock Index Inv	-	16.05	72.95	-	-
⊕ Vanguard Total Intl Bd II Idx Instl	-	14.61	87.56	-	-
⊕ Vanguard Shrt-Term Infl-Prot Sec Idx Adm	-	11.67	99.23	-	-
⊕ Mktliq 12/31/2049	-	0.77	100.00	-	-
⊕ Us Dollar	-	0.00	100.01	-	-

## Total Holdings 7

⊕ Increase ⊖ Decrease ✨ New to Portfolio

# Vanguard Target Retirement 2025 Fund VTTVX

**Morningstar Category**  
Target-Date 2025

**Morningstar Index**  
Morningstar Lifetime Mod 2025 TR USD

## Portfolio Manager(s)

Walter Nejman since 02-2013  
Aurélie Denis since 02-2023  
Michael Roach since 02-2023  
Roger Aliaga-Diaz since 02-2023

## Quantitative Screens

✔ **Performance:** The fund has finished in the Target-Date 2025 category's top three quartiles in 10 of the 10 years it's been in existence.

✔ **Management:** The fund's management has been in place for 10.86 years.

✔ **Style:** The fund has landed in its primary style box — Large Blend — 100 % of the time over the past three years.

✔ **Net Expense:** The fund's expense ratio of 0.08 is 86.67% lower than the Target-Date 2025 category average.

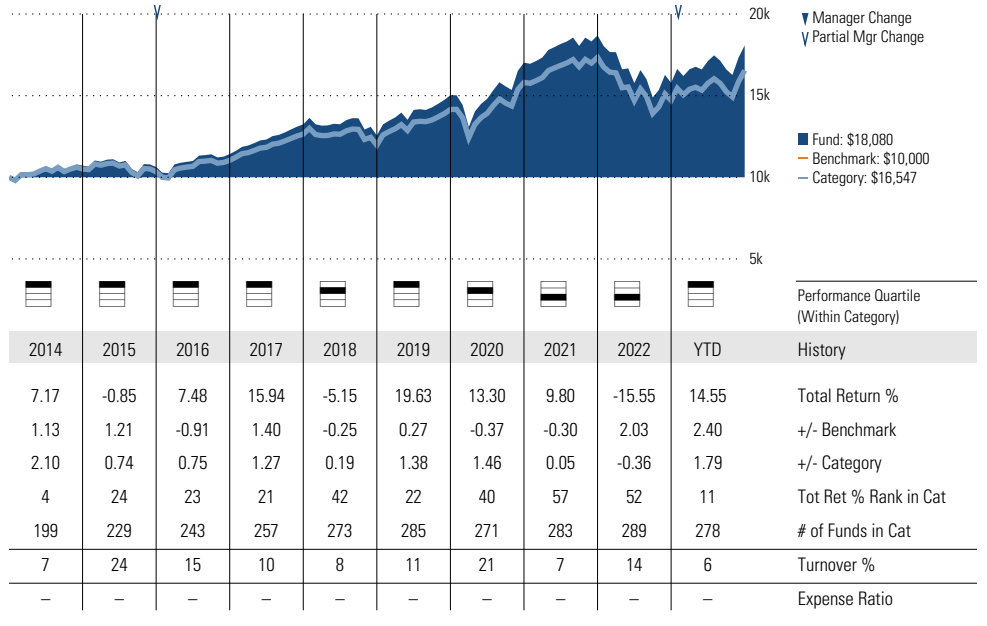
## Morningstar Investment Management LLC Analysis

This fund passes all of Morningstar Investment Management's quantitative screens. Morningstar Investment Management has also assessed the fund from a qualitative perspective and, as a fiduciary, is comfortable recommending the fund's use in retirement plans.

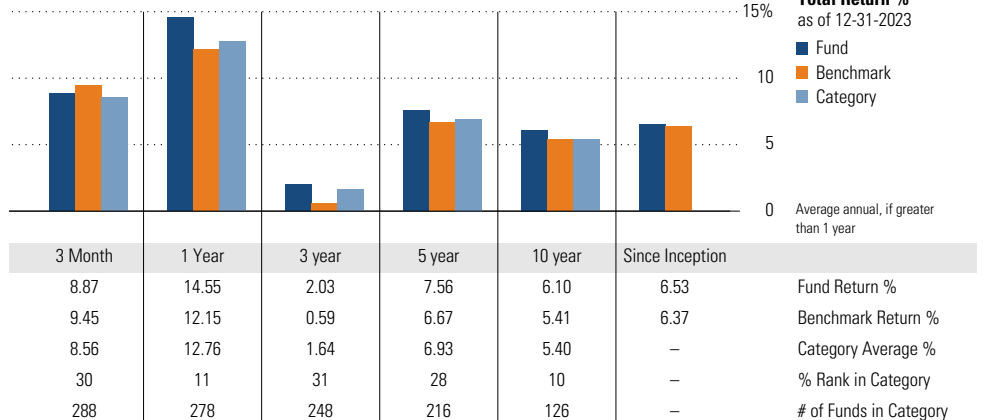
## ESG Metrics

Metric	Rating	Updated
Sustainability Rating	3	11-30-2023
Carbon Risk Score	Low Risk	12-31-2022
ESG Commitment	1-Low	02-15-2022

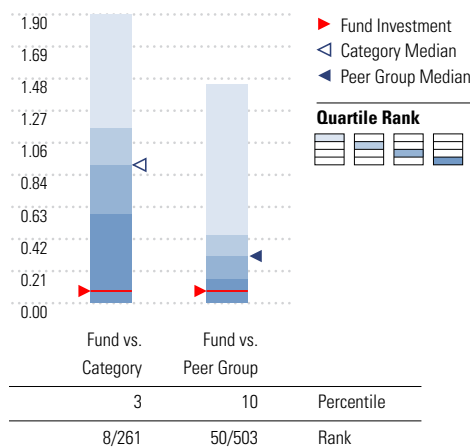
## Growth of \$10,000



## Trailing Performance



## Net Expense



Peer group is a subset of the category and includes funds with the same management style (active vs. passive) and similar share class characteristics.

## 3-Year Risk Metrics

	Fund	Bmark	Cat
Alpha	-	-	-
Beta	-	-	-
R-Squared	-	-	-
Standard Deviation	11.60	-	11.01
Sharpe Ratio	-	-	-
Tracking Error	-	-	-
Information Ratio	-	-	-
Up Capture Ratio	-	-	-
Down Capture Ratio	-	-	-

## Portfolio Metrics

	Fund	Bmark	Cat
Price/Earnings Ratio	17.82	18.36	18.52
Price/Book Ratio	2.45	2.50	2.64
Avg Eff Duration	6.13	-	6.11

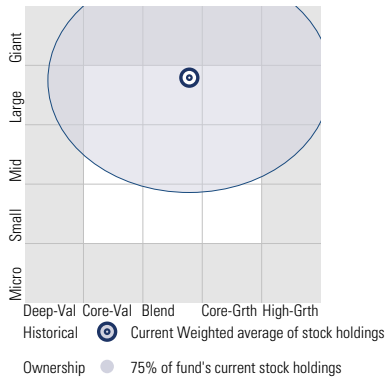
# Vanguard Target Retirement 2025 Fund VTTVX

**Morningstar Category**  
Target-Date 2025

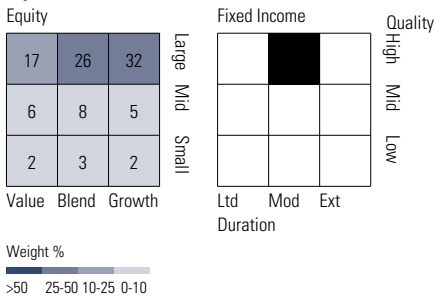
**Morningstar Index**  
Morningstar Lifetime Mod 2025 TR USD

## Style Analysis as of 12-31-2023

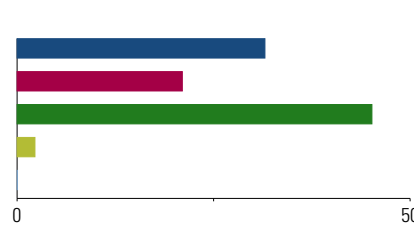
Morningstar Style Box™



## Style Breakdown

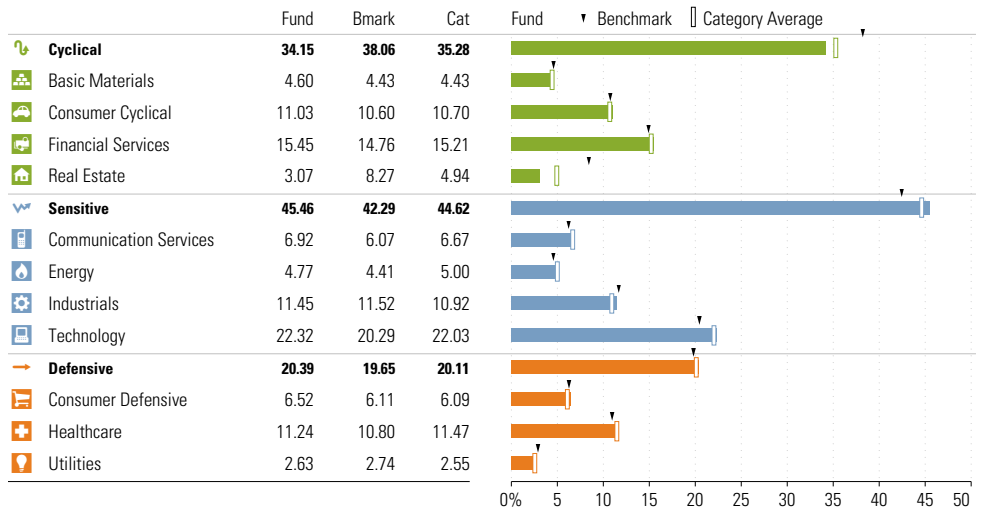


## Asset Allocation as of 12-31-2023



Asset Class	Net %	Cat%
US Stocks	31.53	29.65
Non-US Stocks	21.02	15.85
Bonds	45.14	40.63
Cash	2.27	2.52
Other	0.05	11.35
<b>Total</b>	<b>100.00</b>	<b>100.00</b>

## Sector Weighting as of 12-31-2023



## Top 7 Holdings as of 12-31-2023

Name	Maturity Date	% Net Asset	Cumulative %	YTD Return %	Morningstar Sector
⊖ Vanguard Total Stock Mkt Idx Instl Pls	—	31.69	31.69	—	—
⊕ Vanguard Total Bond Market II Idx Inv	—	28.34	60.03	—	—
⊕ Vanguard Total Intl Stock Index Inv	—	21.52	81.55	—	—
⊕ Vanguard Total Intl Bd II Idx Instl	—	12.44	93.99	—	—
⊕ Vanguard Shrt-Term Infl-Prot Sec Idx Adm	—	5.03	99.02	—	—
⊕ Mktliq 12/31/2049	—	0.99	100.00	—	—
⊖ Us Dollar	—	0.00	100.01	—	—

## Total Holdings 7

⊕ Increase ⊖ Decrease ✨ New to Portfolio

# Vanguard Target Retirement 2030 Fund VTHRX

**Morningstar Category**  
Target-Date 2030

**Morningstar Index**  
Morningstar Lifetime Mod 2030 TR USD

## Portfolio Manager(s)

Walter Nejman since 02-2013  
Aurélie Denis since 02-2023  
Michael Roach since 02-2023  
Roger Aliaga-Diaz since 02-2023

## Quantitative Screens

✔ **Performance:** The fund has finished in the Target-Date 2030 category's top three quartiles in 10 of the 10 years it's been in existence.

✔ **Management:** The fund's management has been in place for 10.86 years.

✔ **Style:** The fund has landed in its primary style box — Large Blend — 100 % of the time over the past three years.

✔ **Net Expense:** The fund's expense ratio of 0.08 is 87.3% lower than the Target-Date 2030 category average.

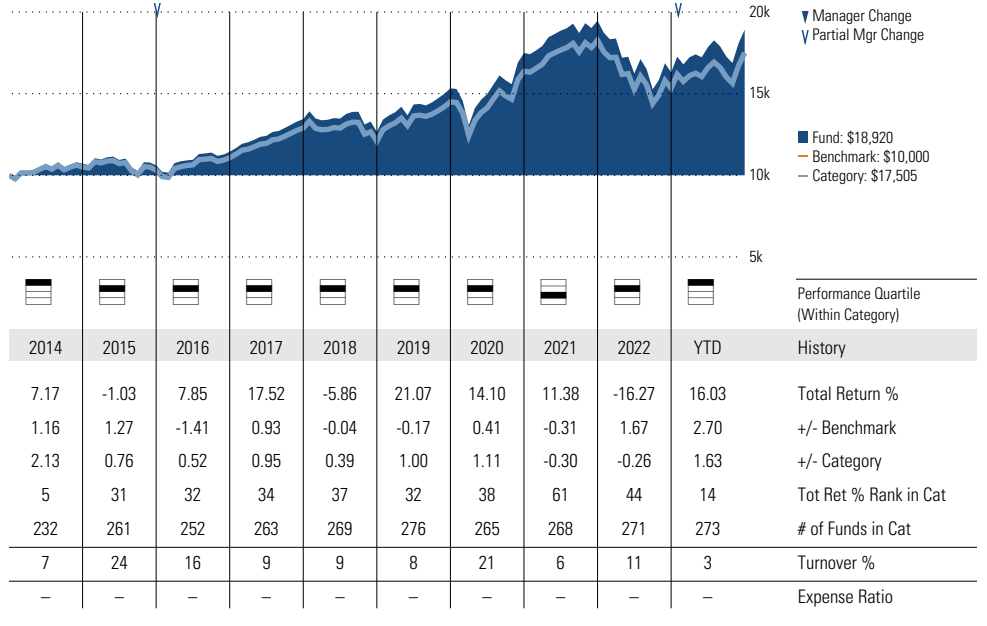
## Morningstar Investment Management LLC Analysis

This fund passes all of Morningstar Investment Management's quantitative screens. Morningstar Investment Management has also assessed the fund from a qualitative perspective and, as a fiduciary, is comfortable recommending the fund's use in retirement plans.

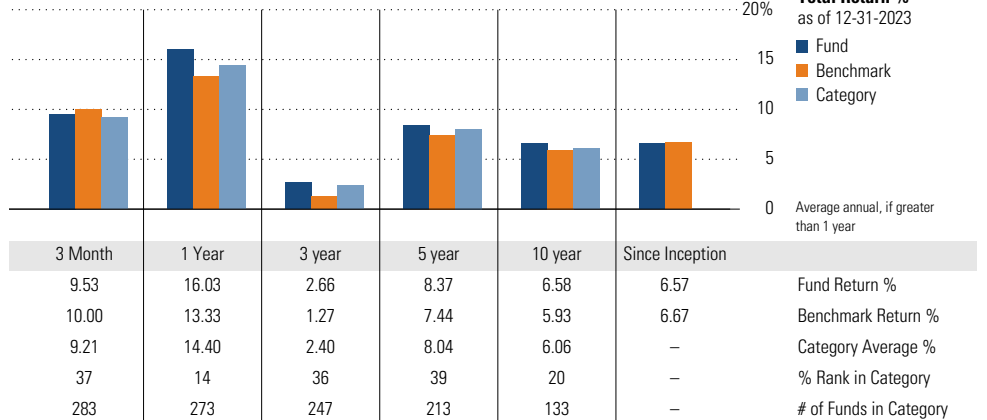
## ESG Metrics

Metric	Rating	Updated
Sustainability Rating	3	11-30-2023
Carbon Risk Score	Low Risk	12-31-2022
ESG Commitment	1-Low	02-15-2022

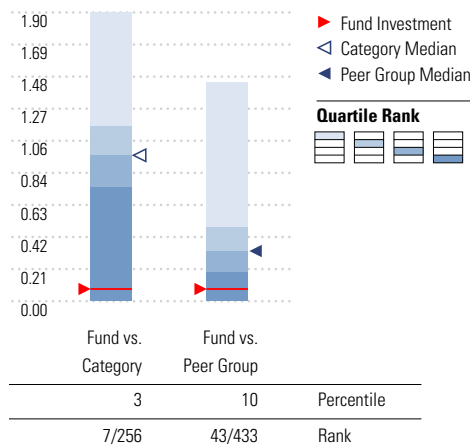
## Growth of \$10,000



## Trailing Performance



## Net Expense



Peer group is a subset of the category and includes funds with the same management style (active vs. passive) and similar share class characteristics.

## 3-Year Risk Metrics

Metric	Fund	Bmark	Cat
Alpha	-	-	-
Beta	-	-	-
R-Squared	-	-	-
Standard Deviation	12.65	-	12.29
Sharpe Ratio	-	-	-
Tracking Error	-	-	-
Information Ratio	-	-	-
Up Capture Ratio	-	-	-
Down Capture Ratio	-	-	-

## Portfolio Metrics

Metric	Fund	Bmark	Cat
Price/Earnings Ratio	17.86	18.17	18.42
Price/Book Ratio	2.46	2.46	2.69
Avg Eff Duration	6.56	-	6.67

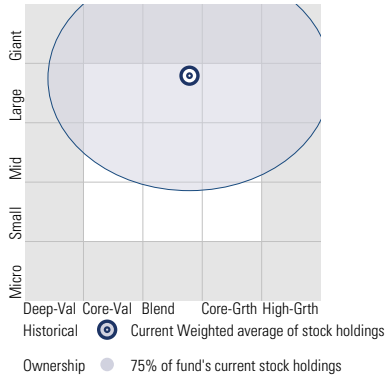
# Vanguard Target Retirement 2030 Fund VTHR

**Morningstar Category**  
Target-Date 2030

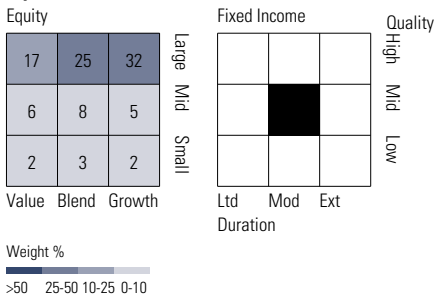
**Morningstar Index**  
Morningstar Lifetime Mod 2030 TR USD

## Style Analysis as of 12-31-2023

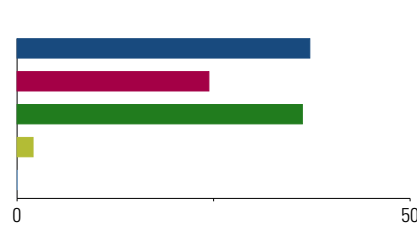
Morningstar Style Box™



## Style Breakdown

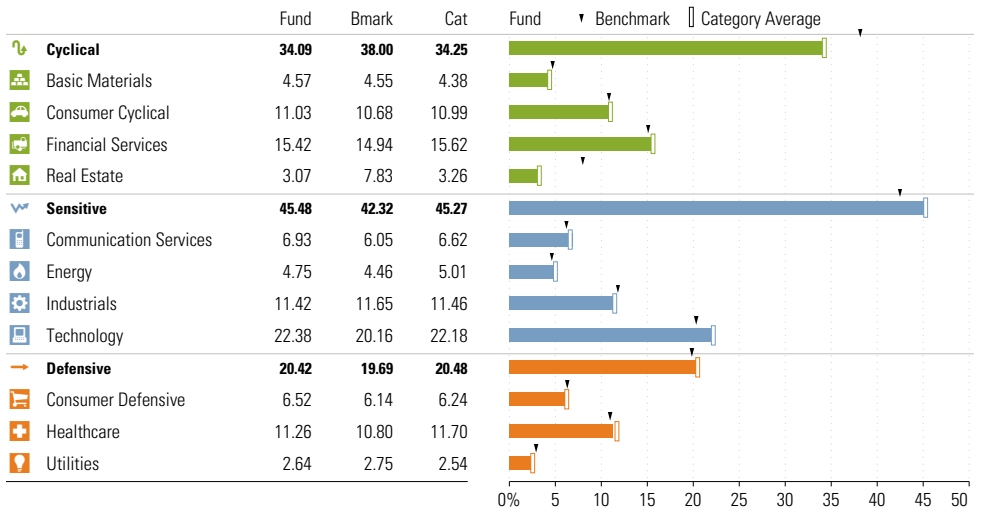


## Asset Allocation as of 12-31-2023



Asset Class	Net %	Cat%
US Stocks	37.24	35.23
Non-US Stocks	24.40	19.60
Bonds	36.29	32.00
Cash	2.03	1.47
Other	0.04	11.70
<b>Total</b>	<b>100.00</b>	<b>100.00</b>

## Sector Weighting as of 12-31-2023



## Top 6 Holdings as of 12-31-2023

Name	Maturity Date	% Net Asset	Cumulative %	YTD Return %	Morningstar Sector
⊖ Vanguard Total Stock Mkt Idx Instl Pls	-	37.43	37.43	-	-
⊕ Vanguard Total Bond Market II Idx Inv	-	25.58	63.01	-	-
⊕ Vanguard Total Intl Stock Index Inv	-	24.98	87.99	-	-
⊕ Vanguard Total Intl Bd II Idx Instl	-	11.03	99.02	-	-
⊕ Mktliq 12/31/2049	-	0.98	99.99	-	-
⊕ Us Dollar	-	0.01	100.00	-	-

## Total Holdings 6

⊕ Increase ⊖ Decrease ✨ New to Portfolio



# Vanguard Target Retirement 2035 Fund VTTX

**Morningstar Category**  
Target-Date 2035

**Morningstar Index**  
Morningstar Lifetime Mod 2035 TR USD

## Portfolio Manager(s)

Walter Nejman since 02-2013  
Aurélie Denis since 02-2023  
Michael Roach since 02-2023  
Roger Aliaga-Diaz since 02-2023

## Quantitative Screens

✔ **Performance:** The fund has finished in the Target-Date 2035 category's top three quartiles in 9 of the 10 years it's been in existence.

✔ **Management:** The fund's management has been in place for 10.86 years.

✔ **Style:** The fund has landed in its primary style box — Large Blend — 100 % of the time over the past three years.

✔ **Net Expense:** The fund's expense ratio of 0.08 is 87.1% lower than the Target-Date 2035 category average.

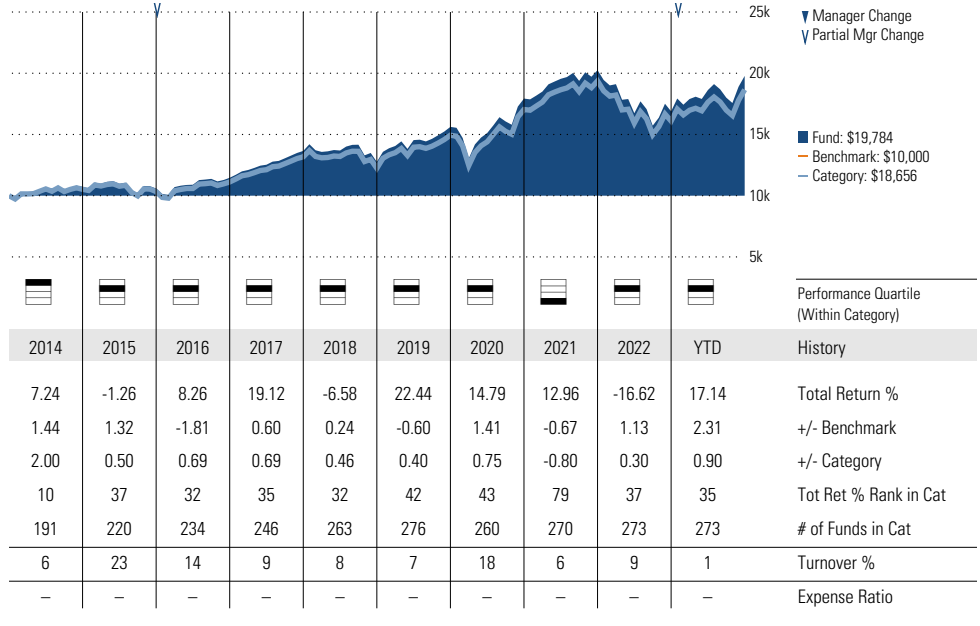
## Morningstar Investment Management LLC Analysis

This fund passes all of Morningstar Investment Management's quantitative screens. Morningstar Investment Management has also assessed the fund from a qualitative perspective and, as a fiduciary, is comfortable recommending the fund's use in retirement plans.

## ESG Metrics

Metric	Rating	Updated
Sustainability Rating	3	11-30-2023
Carbon Risk Score	Low Risk	12-31-2022
ESG Commitment	1-Low	02-15-2022

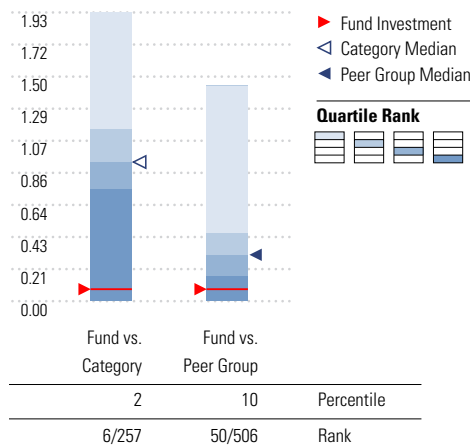
## Growth of \$10,000



## Trailing Performance



## Net Expense



Peer group is a subset of the category and includes funds with the same management style (active vs. passive) and similar share class characteristics.

## 3-Year Risk Metrics

Metric	Fund	Bmark	Cat
Alpha	-	-	-
Beta	-	-	-
R-Squared	-	-	-
Standard Deviation	13.48	-	13.61
Sharpe Ratio	-	-	-
Tracking Error	-	-	-
Information Ratio	-	-	-
Up Capture Ratio	-	-	-
Down Capture Ratio	-	-	-

## Portfolio Metrics

Metric	Fund	Bmark	Cat
Price/Earnings Ratio	17.93	17.97	18.43
Price/Book Ratio	2.47	2.43	2.66
Avg Eff Duration	6.56	-	7.08

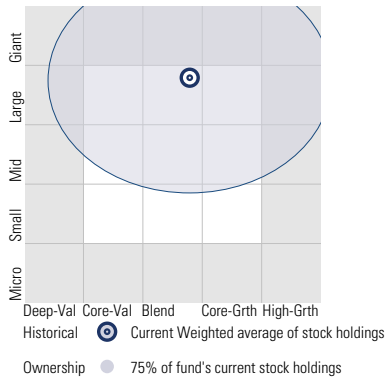
# Vanguard Target Retirement 2035 Fund VTTHX

**Morningstar Category**  
Target-Date 2035

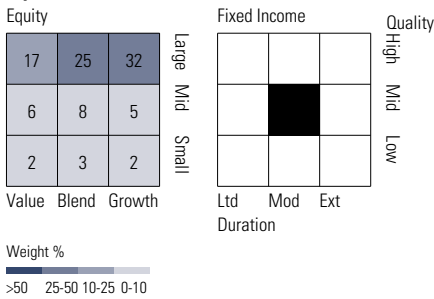
**Morningstar Index**  
Morningstar Lifetime Mod 2035 TR USD

## Style Analysis as of 12-31-2023

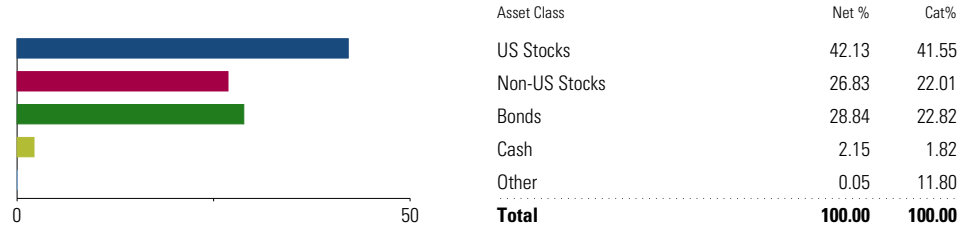
Morningstar Style Box™



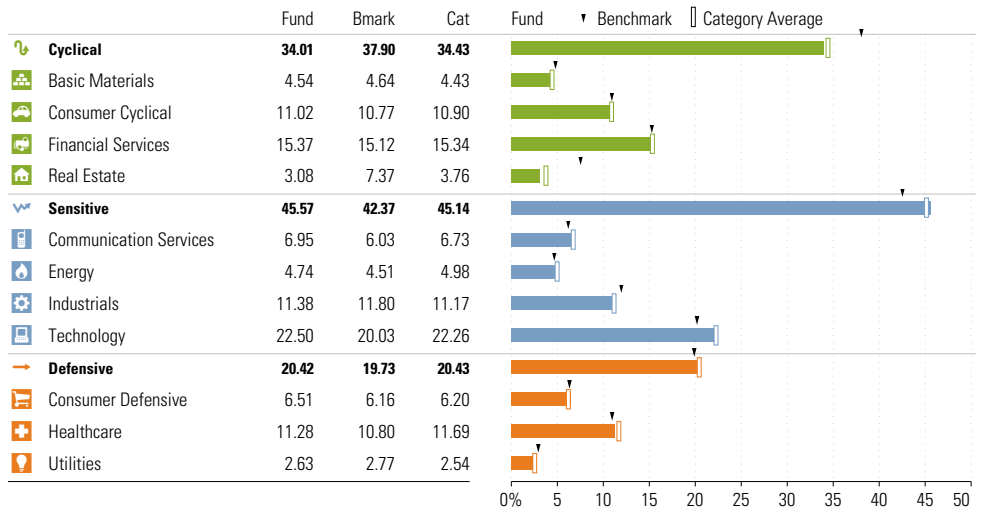
## Style Breakdown



## Asset Allocation as of 12-31-2023



## Sector Weighting as of 12-31-2023



## Top 6 Holdings as of 12-31-2023

Name	Maturity Date	% Net Asset	Cumulative %	YTD Return %	Morningstar Sector
⊖ Vanguard Total Stock Mkt Idx Instl Pls	-	42.35	42.35	-	-
⊕ Vanguard Total Intl Stock Index Inv	-	27.47	69.81	-	-
⊕ Vanguard Total Bond Market II Idx Inv	-	20.32	90.14	-	-
⊕ Vanguard Total Intl Bd II Idx Instl	-	8.77	98.91	-	-
⊕ Mktliq 12/31/2049	-	1.09	100.00	-	-
⊕ Us Dollar	-	0.00	100.00	-	-

## Total Holdings 6

⊕ Increase ⊖ Decrease ✨ New to Portfolio

# Vanguard Target Retirement 2040 Fund VFORX

**Morningstar Category**  
Target-Date 2040

**Morningstar Index**  
Morningstar Lifetime Mod 2040 TR USD

## Portfolio Manager(s)

Walter Nejman since 02-2013  
Aurélie Denis since 02-2023  
Michael Roach since 02-2023  
Roger Aliaga-Diaz since 02-2023

## Quantitative Screens

✔ **Performance:** The fund has finished in the Target-Date 2040 category's top three quartiles in 9 of the 10 years it's been in existence.

✔ **Management:** The fund's management has been in place for 10.86 years.

✔ **Style:** The fund has landed in its primary style box — Large Blend — 100 % of the time over the past three years.

✔ **Net Expense:** The fund's expense ratio of 0.08 is 87.69% lower than the Target-Date 2040 category average.

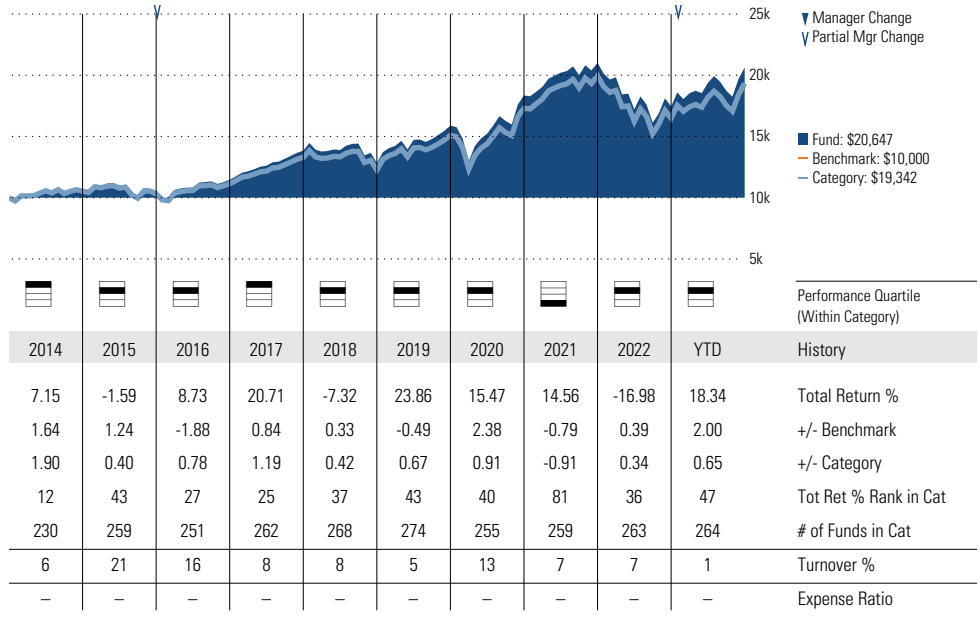
## Morningstar Investment Management LLC Analysis

This fund passes all of Morningstar Investment Management's quantitative screens. Morningstar Investment Management has also assessed the fund from a qualitative perspective and, as a fiduciary, is comfortable recommending the fund's use in retirement plans.

## ESG Metrics

Metric	Rating	Updated
Sustainability Rating	3	11-30-2023
Carbon Risk Score	Low Risk	12-31-2022
ESG Commitment	1-Low	02-15-2022

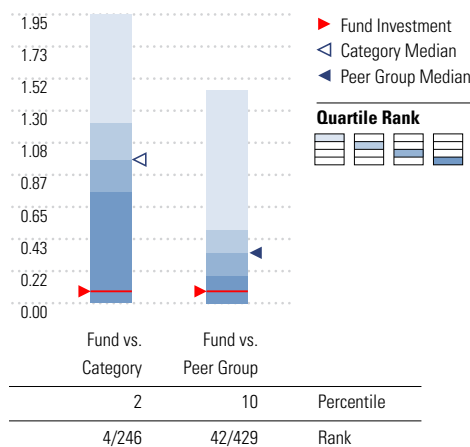
## Growth of \$10,000



## Trailing Performance



## Net Expense



Peer group is a subset of the category and includes funds with the same management style (active vs. passive) and similar share class characteristics.

## 3-Year Risk Metrics

	Fund	Bmark	Cat
Alpha	-	-	-
Beta	-	-	-
R-Squared	-	-	-
Standard Deviation	14.30	-	14.71
Sharpe Ratio	-	-	-
Tracking Error	-	-	-
Information Ratio	-	-	-
Up Capture Ratio	-	-	-
Down Capture Ratio	-	-	-

## Portfolio Metrics

	Fund	Bmark	Cat
Price/Earnings Ratio	17.93	17.78	18.34
Price/Book Ratio	2.48	2.39	2.66
Avg Eff Duration	6.56	-	7.59

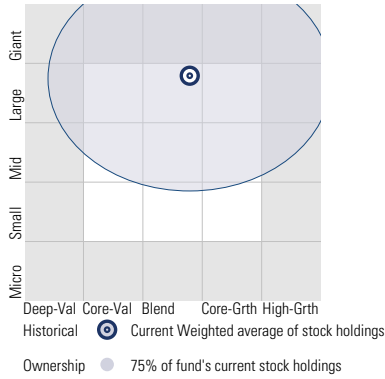
# Vanguard Target Retirement 2040 Fund VFORX

**Morningstar Category**  
Target-Date 2040

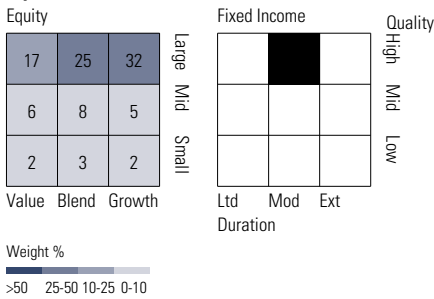
**Morningstar Index**  
Morningstar Lifetime Mod 2040 TR USD

## Style Analysis as of 12-31-2023

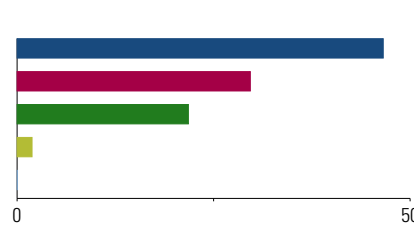
Morningstar Style Box™



## Style Breakdown

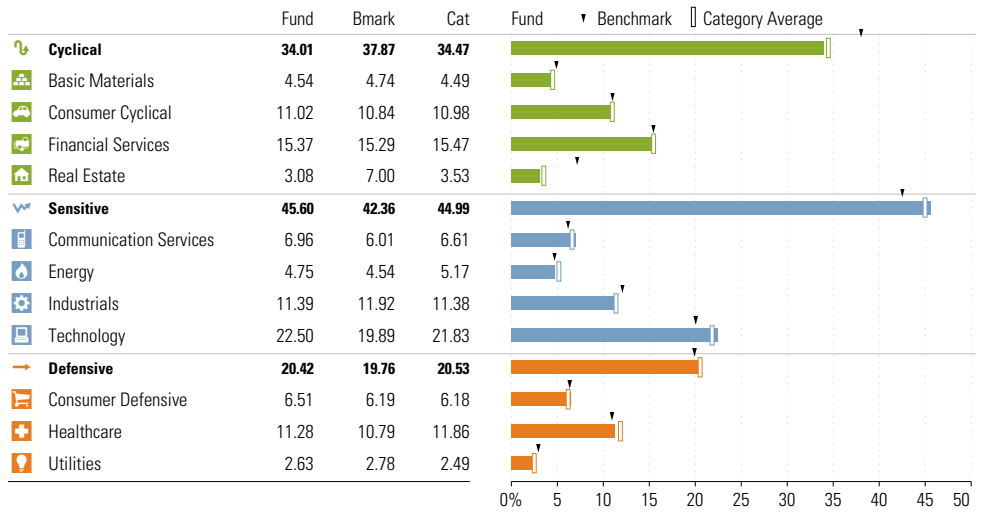


## Asset Allocation as of 12-31-2023



Asset Class	Net %	Cat%
US Stocks	46.58	48.07
Non-US Stocks	29.67	26.58
Bonds	21.79	13.45
Cash	1.90	1.65
Other	0.05	10.26
<b>Total</b>	<b>100.00</b>	<b>100.00</b>

## Sector Weighting as of 12-31-2023



## Top 6 Holdings as of 12-31-2023

Name	Maturity Date	% Net Asset	Cumulative %	YTD Return %	Morningstar Sector
⊖ Vanguard Total Stock Mkt Idx Instl Pls	-	46.83	46.83	-	-
⊕ Vanguard Total Intl Stock Index Inv	-	30.36	77.19	-	-
⊕ Vanguard Total Bond Market II Idx Inv	-	15.40	92.60	-	-
⊕ Vanguard Total Intl Bd II Idx Instl	-	6.58	99.18	-	-
⊕ Mktliq 12/31/2049	-	0.82	99.99	-	-
⊕ Us Dollar	-	0.01	100.00	-	-

## Total Holdings 6

⊕ Increase ⊖ Decrease ✨ New to Portfolio

# Vanguard Target Retirement 2045 Fund VTIVX

**Morningstar Category**  
Target-Date 2045

**Morningstar Index**  
Morningstar Lifetime Mod 2045 TR USD

## Portfolio Manager(s)

Walter Nejman since 02-2013  
Aurélie Denis since 02-2023  
Michael Roach since 02-2023  
Roger Aliaga-Diaz since 02-2023

## Quantitative Screens

✔ **Performance:** The fund has finished in the Target-Date 2045 category's top three quartiles in 10 of the 10 years it's been in existence.

✔ **Management:** The fund's management has been in place for 10.86 years.

✔ **Style:** The fund has landed in its primary style box — Large Blend — 100 % of the time over the past three years.

✔ **Net Expense:** The fund's expense ratio of 0.08 is 87.5% lower than the Target-Date 2045 category average.

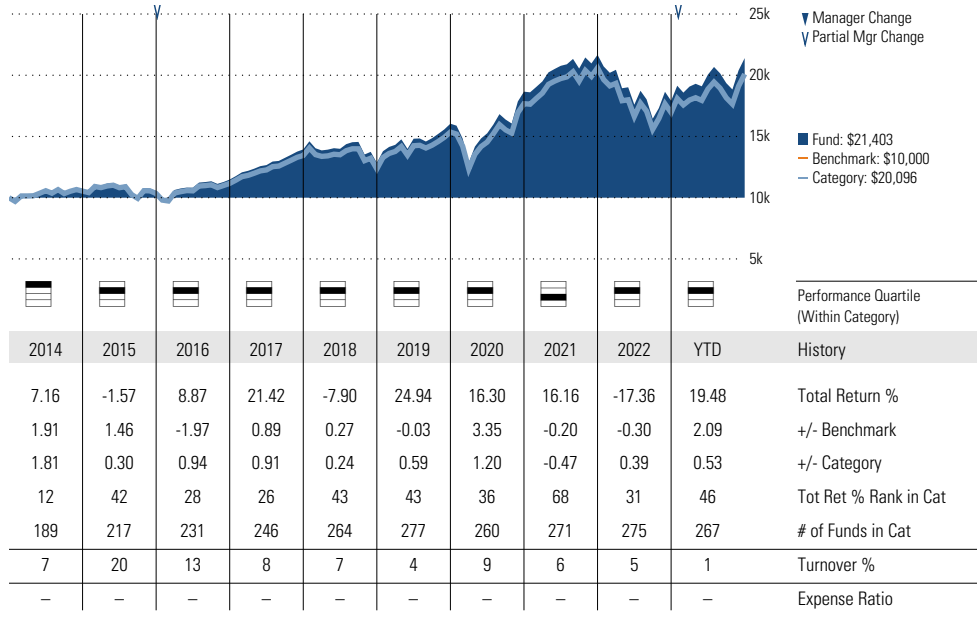
## Morningstar Investment Management LLC Analysis

This fund passes all of Morningstar Investment Management's quantitative screens. Morningstar Investment Management has also assessed the fund from a qualitative perspective and, as a fiduciary, is comfortable recommending the fund's use in retirement plans.

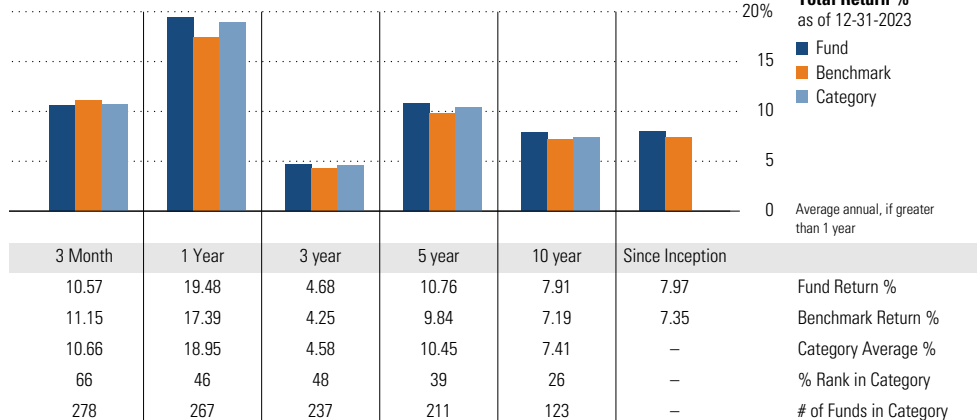
## ESG Metrics

Metric	Rating	Updated
Sustainability Rating	3	11-30-2023
Carbon Risk Score	Low Risk	12-31-2022
ESG Commitment	1-Low	02-15-2022

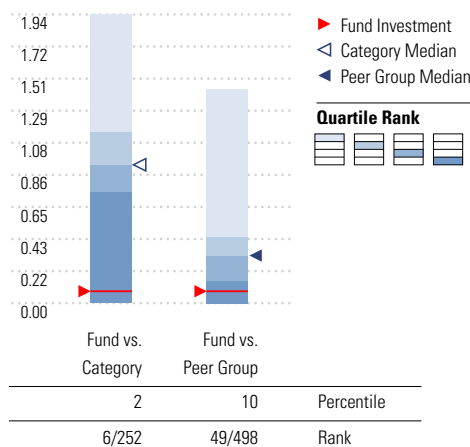
## Growth of \$10,000



## Trailing Performance



## Net Expense



Peer group is a subset of the category and includes funds with the same management style (active vs. passive) and similar share class characteristics.

## 3-Year Risk Metrics

Metric	Fund	Bmark	Cat
Alpha	-	-	-
Beta	-	-	-
R-Squared	-	-	-
Standard Deviation	15.16	-	15.47
Sharpe Ratio	-	-	-
Tracking Error	-	-	-
Information Ratio	-	-	-
Up Capture Ratio	-	-	-
Down Capture Ratio	-	-	-

## Portfolio Metrics

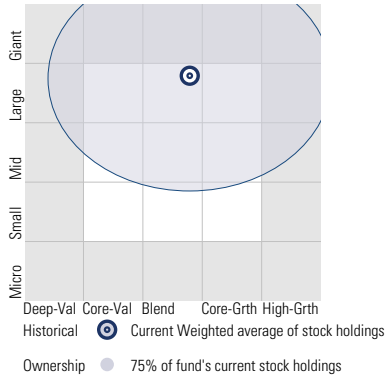
Metric	Fund	Bmark	Cat
Price/Earnings Ratio	17.93	17.62	18.37
Price/Book Ratio	2.48	2.36	2.63
Avg Eff Duration	6.55	-	8.66

# Vanguard Target Retirement 2045 Fund VTIVX

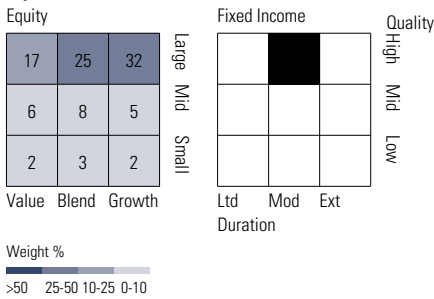
**Morningstar Category**  
Target-Date 2045

**Morningstar Index**  
Morningstar Lifetime Mod 2045 TR USD

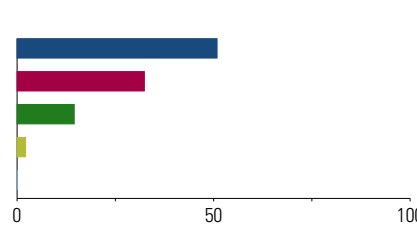
**Style Analysis** as of 12-31-2023  
Morningstar Style Box™



**Style Breakdown**

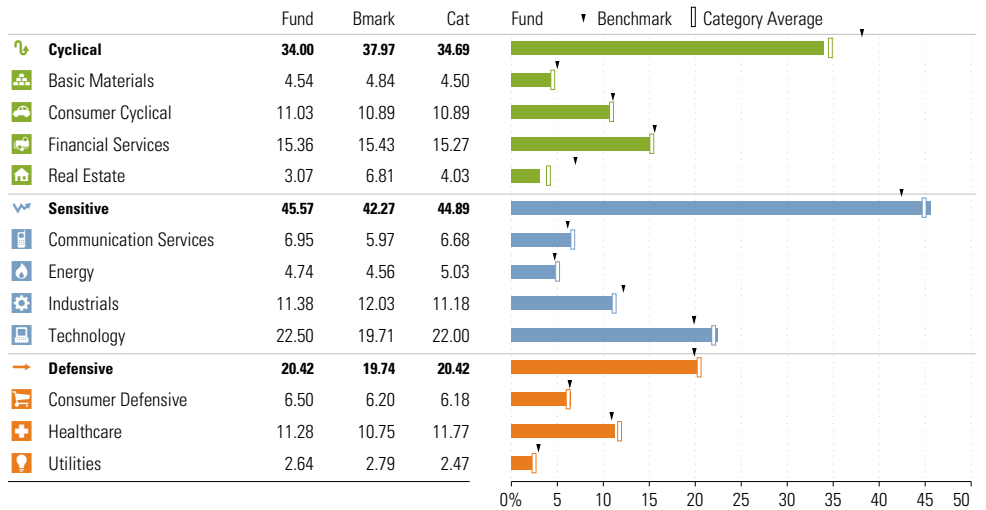


**Asset Allocation** as of 12-31-2023



Asset Class	Net %	Cat%
US Stocks	50.88	51.35
Non-US Stocks	32.38	27.47
Bonds	14.53	8.96
Cash	2.16	1.47
Other	0.06	10.76
<b>Total</b>	<b>100.00</b>	<b>100.00</b>

**Sector Weighting** as of 12-31-2023



**Top 6 Holdings** as of 12-31-2023

Name	Maturity Date	% Net Asset	Cumulative %	YTD Return %	Morningstar Sector
⊕ Vanguard Total Stock Mkt Idx Instl Pls	-	51.14	51.14	-	-
⊕ Vanguard Total Intl Stock Index Inv	-	33.15	84.29	-	-
⊕ Vanguard Total Bond Market II Idx Inv	-	10.32	94.61	-	-
⊕ Vanguard Total Intl Bd II Idx Instl	-	4.34	98.95	-	-
⊕ Mktliq 12/31/2049	-	1.03	99.99	-	-
⊕ Us Dollar	-	0.01	100.00	-	-

**Total Holdings 6**

⊕ Increase ⊖ Decrease ✨ New to Portfolio

# Vanguard Target Retirement 2050 Fund VFIKX

**Morningstar Category**  
Target-Date 2050

**Morningstar Index**  
Morningstar Lifetime Mod 2050 TR USD

## Portfolio Manager(s)

Walter Nejman since 02-2013  
Aurélie Denis since 02-2023  
Michael Roach since 02-2023  
Roger Aliaga-Diaz since 02-2023

## Quantitative Screens

✔ **Performance:** The fund has finished in the Target-Date 2050 category's top three quartiles in 10 of the 10 years it's been in existence.

✔ **Management:** The fund's management has been in place for 10.86 years.

✔ **Style:** The fund has landed in its primary style box — Large Blend — 100 % of the time over the past three years.

✔ **Net Expense:** The fund's expense ratio of 0.08 is 87.69% lower than the Target-Date 2050 category average.

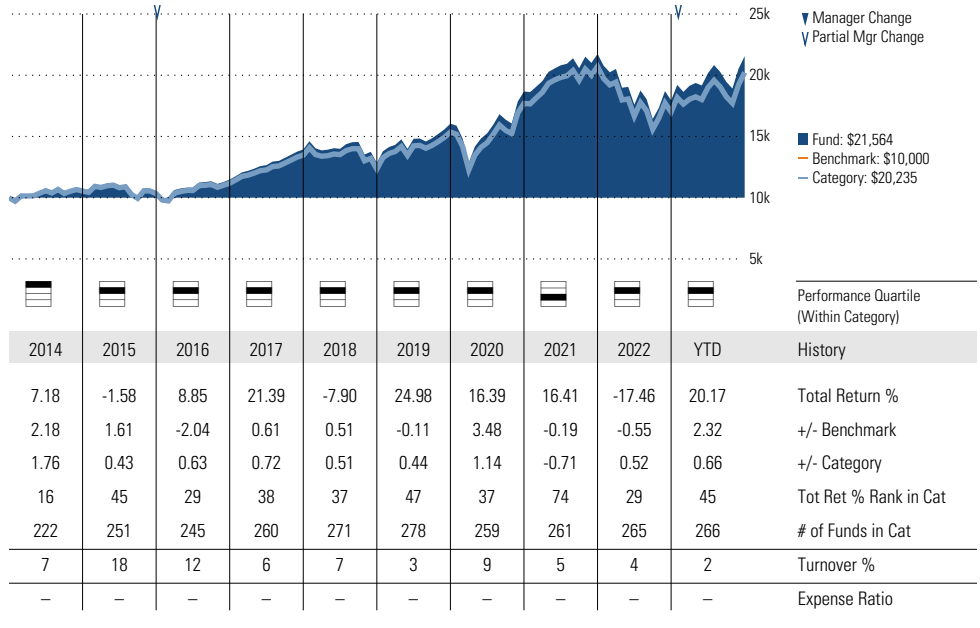
## Morningstar Investment Management LLC Analysis

This fund passes all of Morningstar Investment Management's quantitative screens. Morningstar Investment Management has also assessed the fund from a qualitative perspective and, as a fiduciary, is comfortable recommending the fund's use in retirement plans.

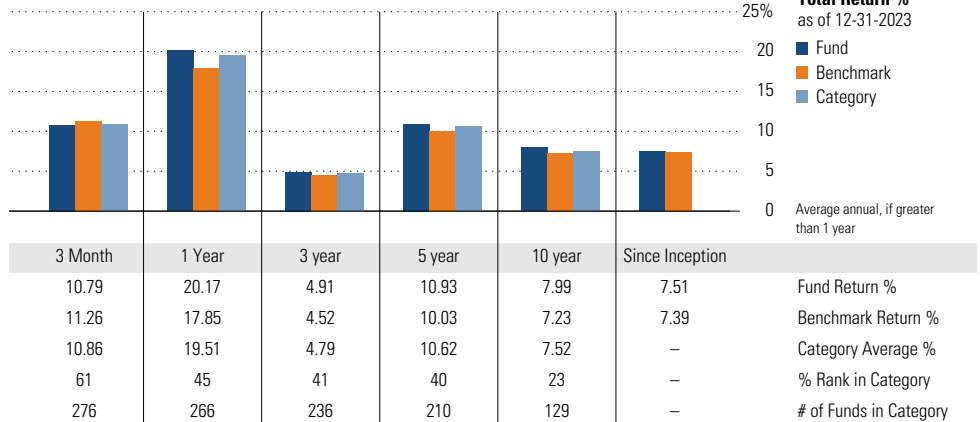
## ESG Metrics

Metric	Rating	Updated
Sustainability Rating	3	11-30-2023
Carbon Risk Score	Low Risk	12-31-2022
ESG Commitment	1-Low	02-15-2022

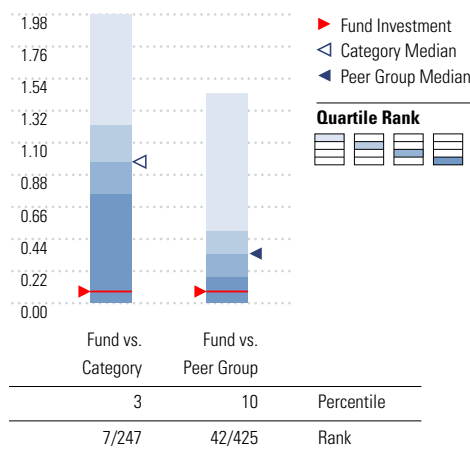
## Growth of \$10,000



## Trailing Performance



## Net Expense



Peer group is a subset of the category and includes funds with the same management style (active vs. passive) and similar share class characteristics.

## 3-Year Risk Metrics

	Fund	Bmark	Cat
Alpha	-	-	-
Beta	-	-	-
R-Squared	-	-	-
Standard Deviation	15.53	-	15.84
Sharpe Ratio	-	-	-
Tracking Error	-	-	-
Information Ratio	-	-	-
Up Capture Ratio	-	-	-
Down Capture Ratio	-	-	-

## Portfolio Metrics

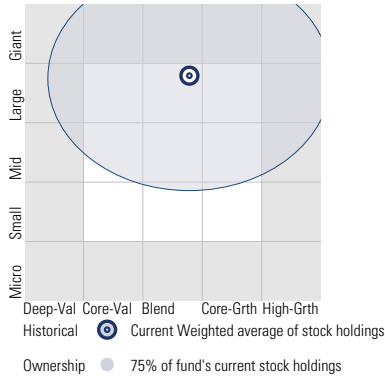
	Fund	Bmark	Cat
Price/Earnings Ratio	17.84	17.48	18.37
Price/Book Ratio	2.45	2.33	2.63
Avg Eff Duration	6.54	-	9.43

# Vanguard Target Retirement 2050 Fund VFI FX

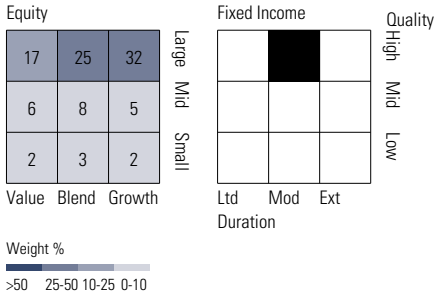
**Morningstar Category**  
Target-Date 2050

**Morningstar Index**  
Morningstar Lifetime Mod 2050 TR USD

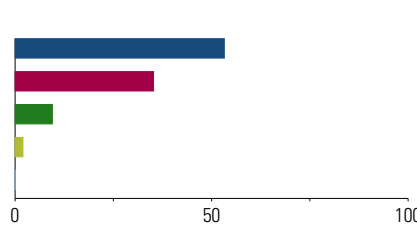
**Style Analysis** as of 12-31-2023  
Morningstar Style Box™



**Style Breakdown**

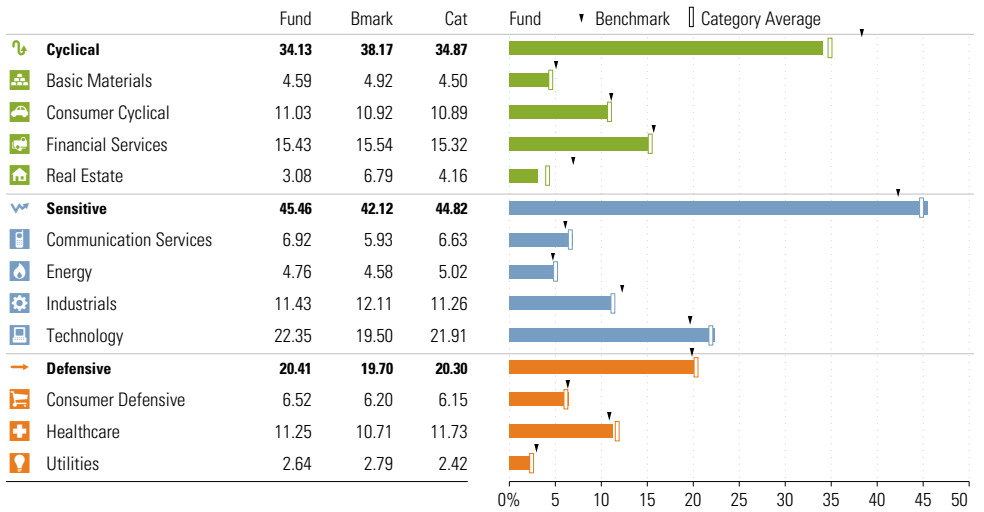


**Asset Allocation** as of 12-31-2023



Asset Class	Net %	Cat%
US Stocks	53.23	53.58
Non-US Stocks	35.23	28.57
Bonds	9.48	6.68
Cash	1.99	1.42
Other	0.07	9.74
<b>Total</b>	<b>100.00</b>	<b>100.00</b>

**Sector Weighting** as of 12-31-2023



**Top 6 Holdings** as of 12-31-2023

Name	Maturity Date	% Net Asset	Cumulative %	YTD Return %	Morningstar Sector
⊕ Vanguard Total Stock Mkt Idx Instl Pls	-	53.50	53.50	-	-
⊕ Vanguard Total Intl Stock Index Inv	-	36.07	89.57	-	-
⊕ Vanguard Total Bond Market II Idx Inv	-	6.85	96.42	-	-
⊕ Vanguard Total Intl Bd II Idx Instl	-	2.72	99.14	-	-
⊕ Mktliq 12/31/2049	-	0.84	99.98	-	-
⊕ Us Dollar	-	0.02	100.00	-	-

**Total Holdings 6**

⊕ Increase ⊖ Decrease ✨ New to Portfolio



# Vanguard Target Retirement 2055 Fund VFFVX

**Morningstar Category**  
Target-Date 2055

**Morningstar Index**  
Morningstar Lifetime Mod 2055 TR USD

## Portfolio Manager(s)

Walter Nejman since 02-2013  
Aurélie Denis since 02-2023  
Michael Roach since 02-2023  
Roger Aliaga-Diaz since 02-2023

## Quantitative Screens

✔ **Performance:** The fund has finished in the Target-Date 2055 category's top three quartiles in 9 of the 10 years it's been in existence.

✔ **Management:** The fund's management has been in place for 10.86 years.

✔ **Style:** The fund has landed in its primary style box — Large Blend — 100 % of the time over the past three years.

✔ **Net Expense:** The fund's expense ratio of 0.08 is 87.69% lower than the Target-Date 2055 category average.

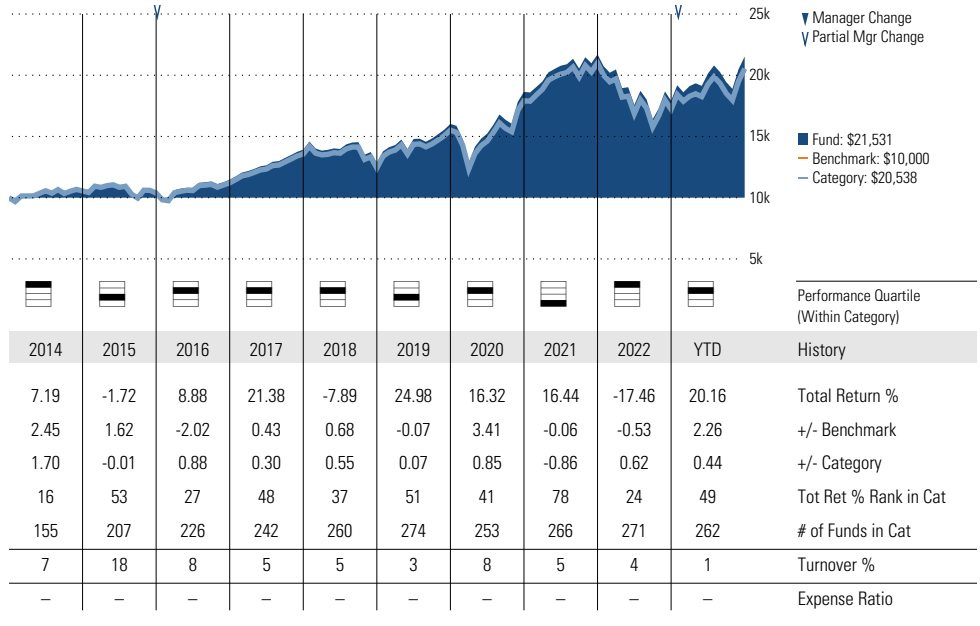
## Morningstar Investment Management LLC Analysis

This fund passes all of Morningstar Investment Management's quantitative screens. Morningstar Investment Management has also assessed the fund from a qualitative perspective and, as a fiduciary, is comfortable recommending the fund's use in retirement plans.

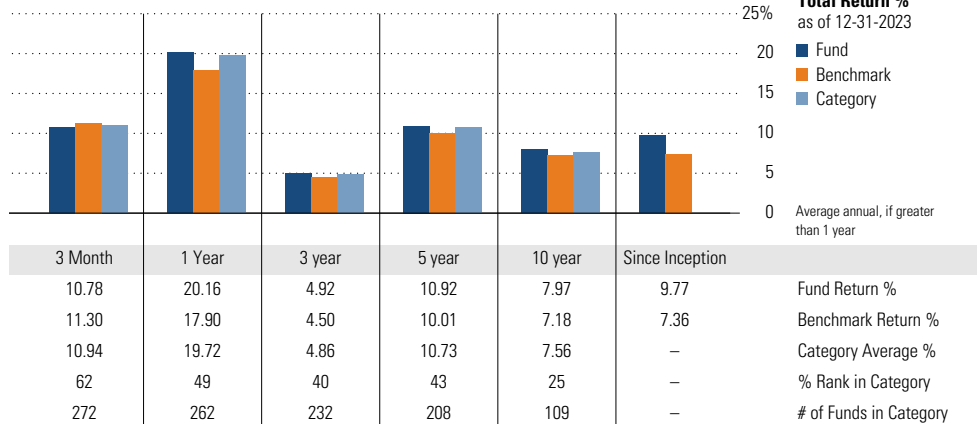
## ESG Metrics

Metric	Rating	Updated
Sustainability Rating	3	11-30-2023
Carbon Risk Score	Low Risk	12-31-2022
ESG Commitment	1-Low	02-15-2022

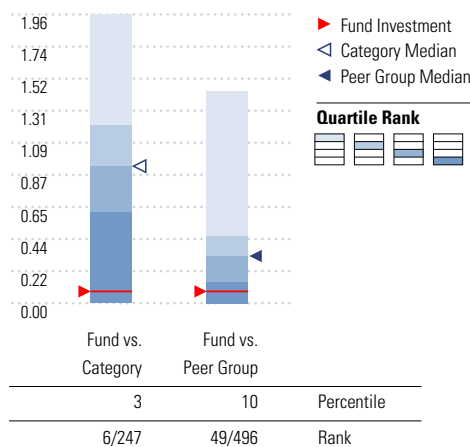
## Growth of \$10,000



## Trailing Performance



## Net Expense



Peer group is a subset of the category and includes funds with the same management style (active vs. passive) and similar share class characteristics.

## 3-Year Risk Metrics

Metric	Fund	Bmark	Cat
Alpha	-	-	-
Beta	-	-	-
R-Squared	-	-	-
Standard Deviation	15.53	-	16.01
Sharpe Ratio	-	-	-
Tracking Error	-	-	-
Information Ratio	-	-	-
Up Capture Ratio	-	-	-
Down Capture Ratio	-	-	-

## Portfolio Metrics

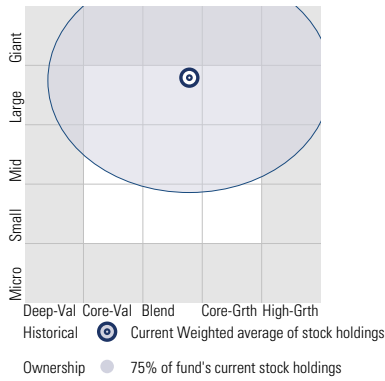
Metric	Fund	Bmark	Cat
Price/Earnings Ratio	17.83	17.36	18.23
Price/Book Ratio	2.45	2.30	2.63
Avg Eff Duration	6.54	-	10.33

# Vanguard Target Retirement 2055 Fund VFFVX

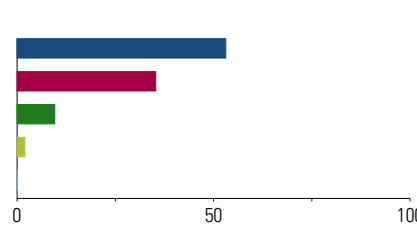
**Morningstar Category**  
Target-Date 2055

**Morningstar Index**  
Morningstar Lifetime Mod 2055 TR USD

**Style Analysis** as of 12-31-2023  
Morningstar Style Box™

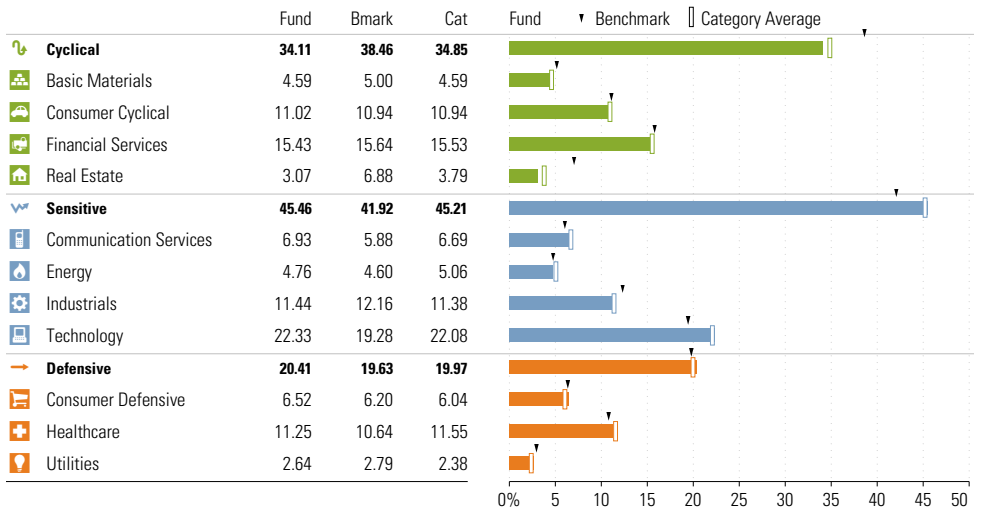


**Asset Allocation** as of 12-31-2023

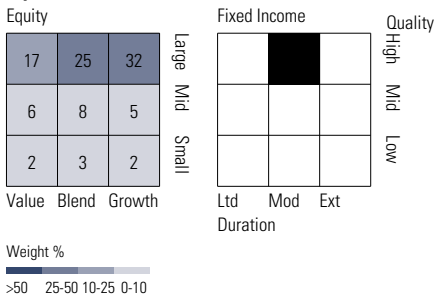


Asset Class	Net %	Cat%
US Stocks	53.10	52.19
Non-US Stocks	35.28	28.51
Bonds	9.58	6.36
Cash	1.96	1.85
Other	0.07	11.08
<b>Total</b>	<b>100.00</b>	<b>100.00</b>

**Sector Weighting** as of 12-31-2023



**Style Breakdown**



**Top 6 Holdings** as of 12-31-2023

Name	Maturity Date	% Net Asset	Cumulative %	YTD Return %	Morningstar Sector
⊕ Vanguard Total Stock Mkt Idx Instl Pls	-	53.37	53.37	-	-
⊕ Vanguard Total Intl Stock Index Inv	-	36.13	89.50	-	-
⊕ Vanguard Total Bond Market II Idx Inv	-	6.97	96.47	-	-
⊕ Vanguard Total Intl Bd II Idx Instl	-	2.71	99.18	-	-
⊕ Mktliq 12/31/2049	-	0.81	99.98	-	-
⊕ Us Dollar	-	0.02	100.00	-	-

**Total Holdings 6**

⊕ Increase ⊖ Decrease ✨ New to Portfolio

# Vanguard Target Retirement 2060 Fund VTTSX

**Morningstar Category**  
Target-Date 2060

**Morningstar Index**  
Morningstar Mod Tgt Risk TR USD

## Portfolio Manager(s)

Walter Nejman since 02-2013  
Aurélien Denis since 02-2023  
Michael Roach since 02-2023  
Roger Aliaga-Diaz since 02-2023

## Quantitative Screens

✔ **Performance:** The fund has finished in the Target-Date 2060 category's top three quartiles in 9 of the 10 years it's been in existence.

✔ **Management:** The fund's management has been in place for 10.86 years.

✔ **Style:** The fund has landed in its primary style box — Large Blend — 100 % of the time over the past three years.

✔ **Net Expense:** The fund's expense ratio of 0.08 is 87.88% lower than the Target-Date 2060 category average.

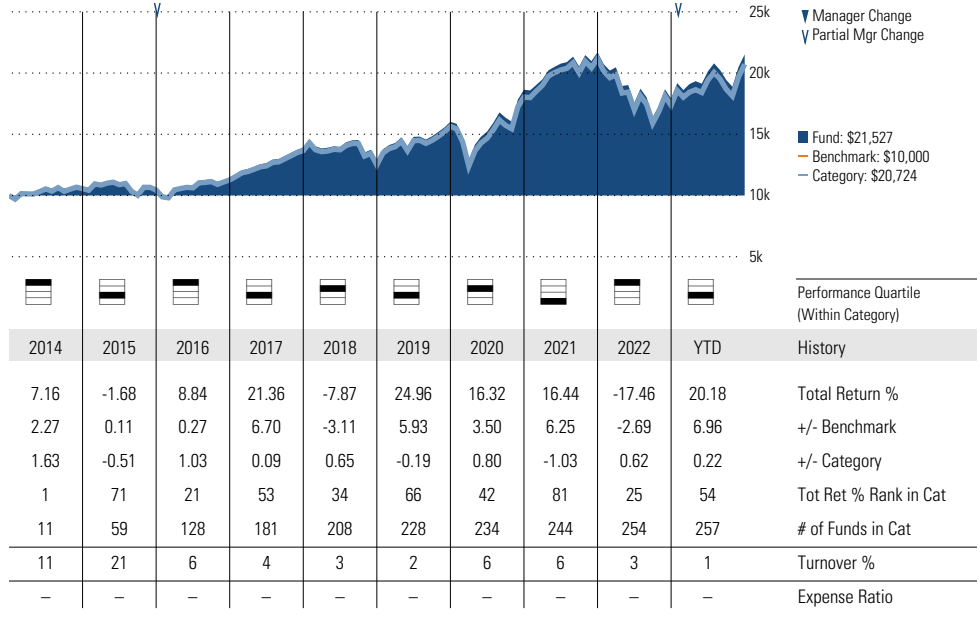
## Morningstar Investment Management LLC Analysis

This fund passes all of Morningstar Investment Management's quantitative screens. Morningstar Investment Management has also assessed the fund from a qualitative perspective and, as a fiduciary, is comfortable recommending the fund's use in retirement plans.

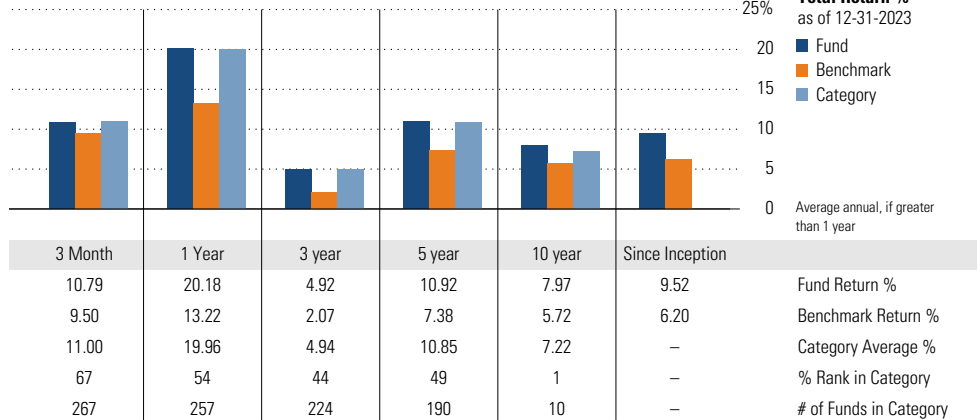
## ESG Metrics

Metric	Rating	Updated
Sustainability Rating	3	11-30-2023
Carbon Risk Score	Low Risk	12-31-2022
ESG Commitment	1-Low	02-15-2022

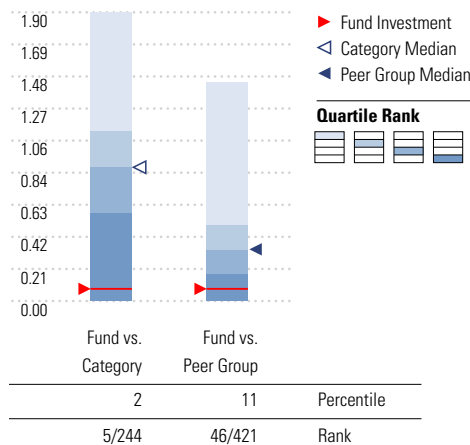
## Growth of \$10,000



## Trailing Performance



## Net Expense



Peer group is a subset of the category and includes funds with the same management style (active vs. passive) and similar share class characteristics.

## 3-Year Risk Metrics

Metric	Fund	Bmark	Cat
Alpha	-	-	-
Beta	-	-	-
R-Squared	-	-	-
Standard Deviation	15.52	-	16.08
Sharpe Ratio	-	-	-
Tracking Error	-	-	-
Information Ratio	-	-	-
Up Capture Ratio	-	-	-
Down Capture Ratio	-	-	-

## Portfolio Metrics

Metric	Fund	Bmark	Cat
Price/Earnings Ratio	17.83	17.11	18.07
Price/Book Ratio	2.45	2.23	2.55
Avg Eff Duration	6.54	-	9.40

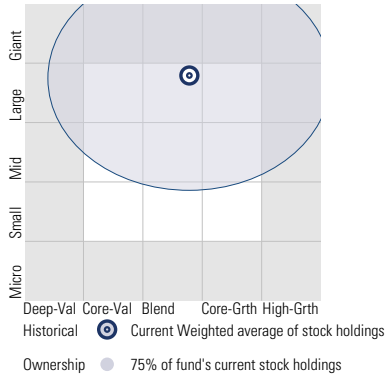
# Vanguard Target Retirement 2060 Fund VTTSX

**Morningstar Category**  
Target-Date 2060

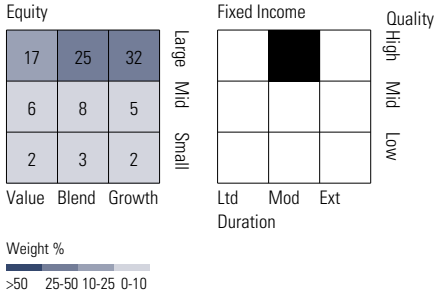
**Morningstar Index**  
Morningstar Mod Tgt Risk TR USD

## Style Analysis as of 12-31-2023

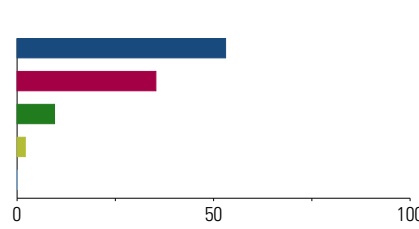
Morningstar Style Box™



## Style Breakdown

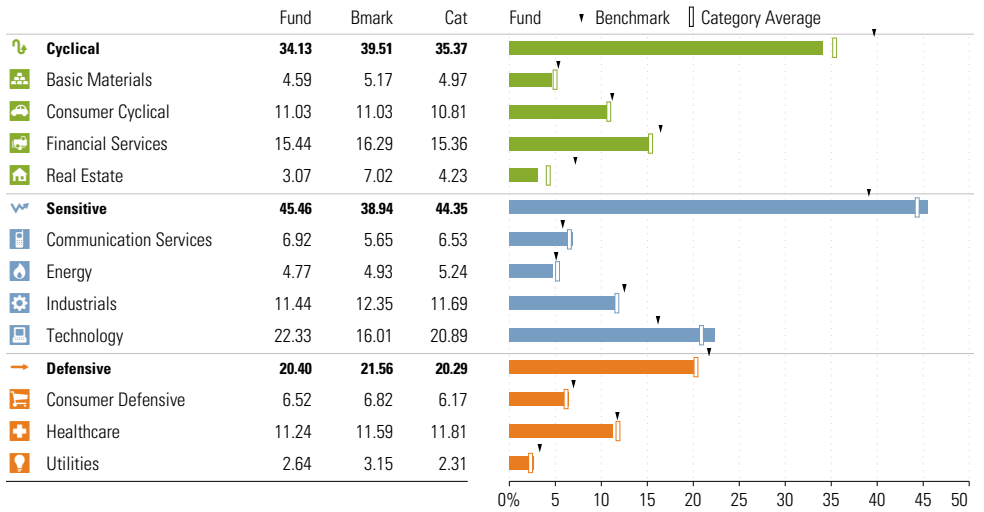


## Asset Allocation as of 12-31-2023



Asset Class	Net %	Cat%
US Stocks	53.05	45.91
Non-US Stocks	35.31	31.01
Bonds	9.52	6.47
Cash	2.08	1.69
Other	0.07	14.93
<b>Total</b>	<b>100.00</b>	<b>100.00</b>

## Sector Weighting as of 12-31-2023



## Top 6 Holdings as of 12-31-2023

Name	Maturity Date	% Net Asset	Cumulative %	YTD Return %	Morningstar Sector
⊕ Vanguard Total Stock Mkt Idx Instl Pls	-	53.31	53.31	-	-
⊕ Vanguard Total Intl Stock Index Inv	-	36.15	89.47	-	-
⊕ Vanguard Total Bond Market II Idx Inv	-	6.87	96.34	-	-
⊕ Vanguard Total Intl Bd II Idx Instl	-	2.73	99.07	-	-
⊕ Mktliq 12/31/2049	-	0.91	99.98	-	-
⊕ Us Dollar	-	0.02	100.00	-	-

## Total Holdings 6

⊕ Increase ⊖ Decrease ✨ New to Portfolio

# Vanguard Target Retirement 2065 Fund VLXVX

**Morningstar Category**  
Target-Date 2065+

**Morningstar Index**  
Morningstar Mod Tgt Risk TR USD

## Portfolio Manager(s)

Walter Nejman since 07-2017  
Aurélie Denis since 02-2023  
Michael Roach since 02-2023  
Roger Aliaga-Diaz since 02-2023

## Quantitative Screens

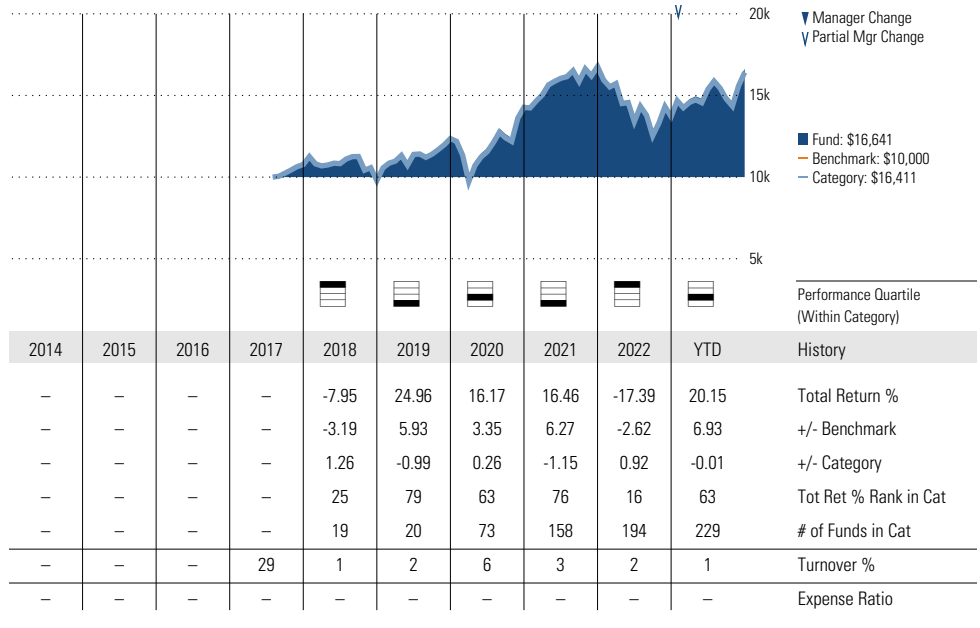
✔ **Performance:** The fund has finished in the Target-Date 2065+ category's top three quartiles in 4 of the 6 years it's been in existence.

✔ **Management:** The fund's management has been in place for 6.47 years.

✔ **Style:** The fund has landed in its primary style box — Large Blend — 100 % of the time over the past three years.

✔ **Net Expense:** The fund's expense ratio of 0.08 is 86.89% lower than the Target-Date 2065+ category average.

## Growth of \$10,000



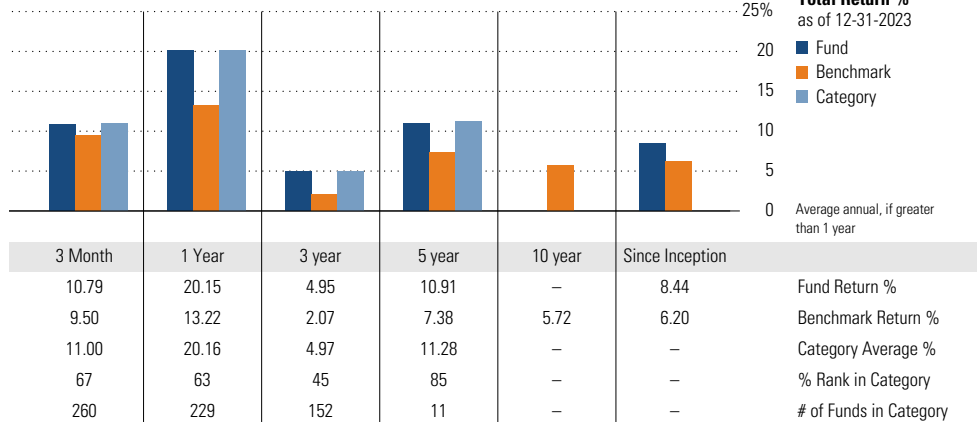
## Morningstar Investment Management LLC Analysis

This fund passes all of Morningstar Investment Management's quantitative screens. Morningstar Investment Management has also assessed the fund from a qualitative perspective and, as a fiduciary, is comfortable recommending the fund's use in retirement plans.

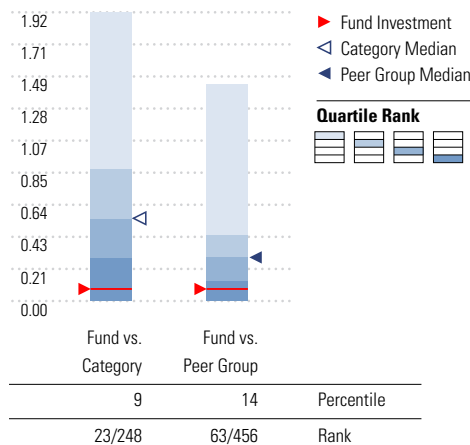
## ESG Metrics

Metric	Rating	Updated
Sustainability Rating	3	11-30-2023
Carbon Risk Score	Low Risk	12-31-2022
ESG Commitment	1-Low	02-15-2022

## Trailing Performance



## Net Expense



Peer group is a subset of the category and includes funds with the same management style (active vs. passive) and similar share class characteristics.

## 3-Year Risk Metrics

Metric	Fund	Bmark	Cat
Alpha	-	-	-
Beta	-	-	-
R-Squared	-	-	-
Standard Deviation	15.52	-	16.23
Sharpe Ratio	-	-	-
Tracking Error	-	-	-
Information Ratio	-	-	-
Up Capture Ratio	-	-	-
Down Capture Ratio	-	-	-

## Portfolio Metrics

Metric	Fund	Bmark	Cat
Price/Earnings Ratio	17.83	17.11	17.78
Price/Book Ratio	2.45	2.23	2.50
Avg Eff Duration	6.54	-	9.29

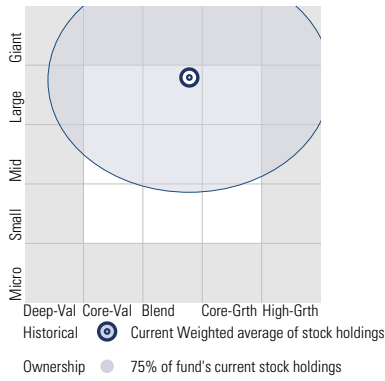
# Vanguard Target Retirement 2065 Fund VLXVX

**Morningstar Category**  
Target-Date 2065+

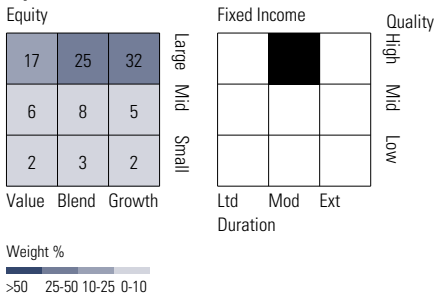
**Morningstar Index**  
Morningstar Mod Tgt Risk TR USD

## Style Analysis as of 12-31-2023

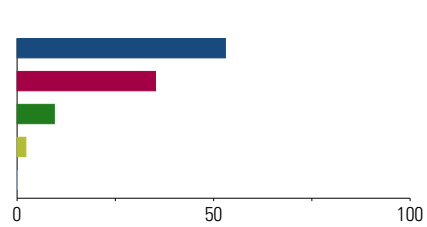
Morningstar Style Box™



## Style Breakdown

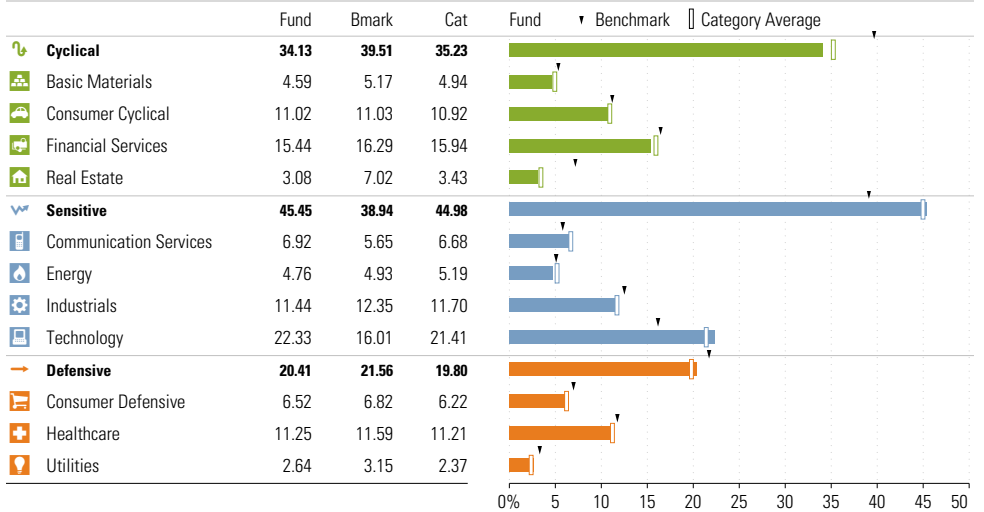


## Asset Allocation as of 12-31-2023



Asset Class	Net %	Cat%
US Stocks	53.00	44.70
Non-US Stocks	35.23	31.85
Bonds	9.47	11.09
Cash	2.23	1.54
Other	0.07	10.82
<b>Total</b>	<b>100.00</b>	<b>100.00</b>

## Sector Weighting as of 12-31-2023



## Top 6 Holdings as of 12-31-2023

Name	Maturity Date	% Net Asset	Cumulative %	YTD Return %	Morningstar Sector
⊕ Vanguard Total Stock Mkt Idx Instl Pls	—	53.27	53.27	—	—
⊕ Vanguard Total Intl Stock Index Inv	—	36.07	89.34	—	—
⊕ Vanguard Total Bond Market II Idx Inv	—	6.85	96.19	—	—
⊕ Vanguard Total Intl Bd II Idx Instl	—	2.72	98.91	—	—
⊕ Mktliq 12/31/2049	—	1.09	100.00	—	—
⊕ Us Dollar	—	0.00	100.00	—	—

## Total Holdings 6

⊕ Increase ⊖ Decrease ✨ New to Portfolio

# Vanguard Target Retirement 2070 Fund VSVNX

**Morningstar Category**  
Target-Date 2065+

**Morningstar Index**  
Morningstar Mod Tgt Risk TR USD

## Portfolio Manager(s)

Walter Nejman since 06-2022  
Aur lie Denis since 02-2023  
Michael Roach since 02-2023  
Roger Aliaga-Diaz since 02-2023

## Quantitative Screens

The Performance screen is not applicable for funds with less than three years of data.

✗ **Management:** The fund's management team has been in place for less than three years.

✔ **Style:** The fund has landed in its primary style box — Large Blend — 100 % of the time over the past three years.

✔ **Net Expense:** The fund's expense ratio of 0.08 is 86.89% lower than the Target-Date 2065+ category average.

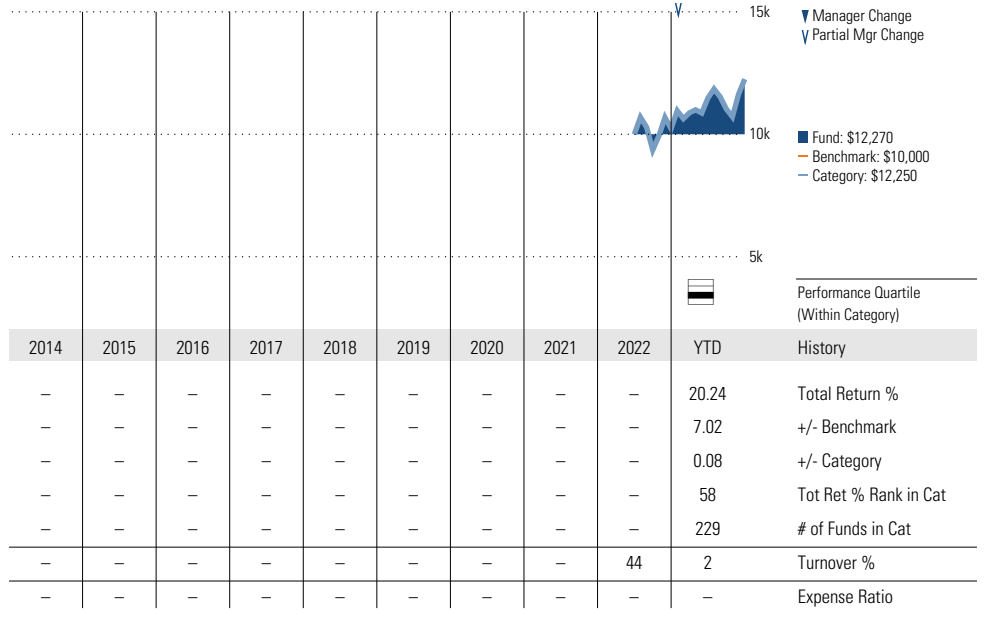
## Morningstar Investment Management LLC Analysis

This fund fails the manager tenure screen due to a limited history for this target-date vintage.

## ESG Metrics

Metric	Rating	Updated
Sustainability Rating	3	11-30-2023
Carbon Risk Score	Low Risk	12-31-2022

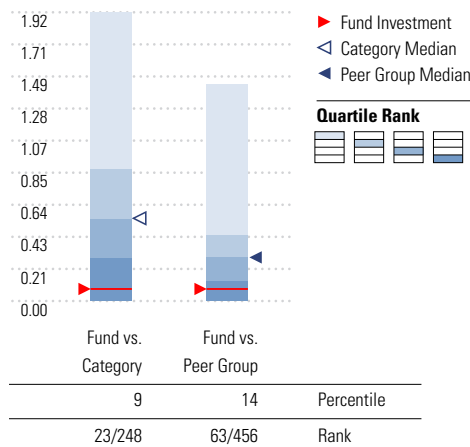
## Growth of \$10,000



## Trailing Performance



## Net Expense



Peer group is a subset of the category and includes funds with the same management style (active vs. passive) and similar share class characteristics.

## 3-Year Risk Metrics

Metric	Fund	Bmark	Cat
Alpha	-	-	-
Beta	-	-	-
R-Squared	-	-	-
Standard Deviation	-	-	16.23
Sharpe Ratio	-	-	-
Tracking Error	-	-	-
Information Ratio	-	-	-
Up Capture Ratio	-	-	-
Down Capture Ratio	-	-	-

## Portfolio Metrics

Metric	Fund	Bmark	Cat
Price/Earnings Ratio	17.85	17.11	17.78
Price/Book Ratio	2.46	2.23	2.50
Avg Eff Duration	6.55	-	9.29

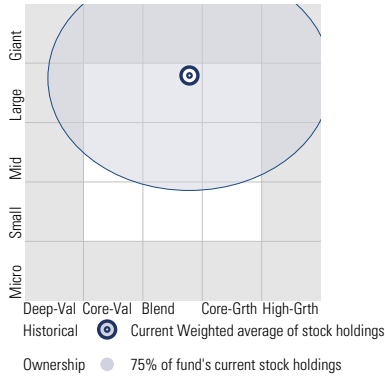
# Vanguard Target Retirement 2070 Fund VSVNX

**Morningstar Category**  
Target-Date 2065+

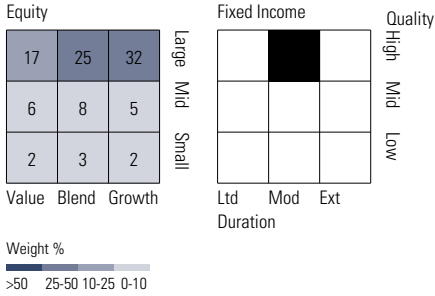
**Morningstar Index**  
Morningstar Mod Tgt Risk TR USD

## Style Analysis as of 12-31-2023

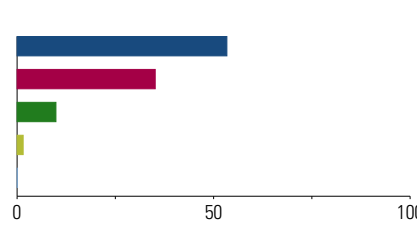
Morningstar Style Box™



## Style Breakdown

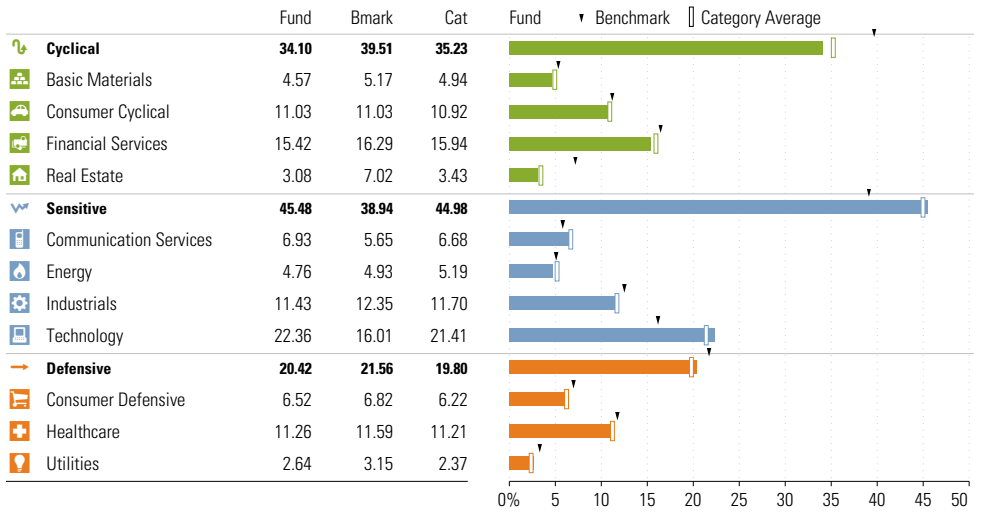


## Asset Allocation as of 12-31-2023



Asset Class	Net %	Cat%
US Stocks	53.38	44.70
Non-US Stocks	35.14	31.85
Bonds	9.88	11.09
Cash	1.54	1.54
Other	0.07	10.82
<b>Total</b>	<b>100.00</b>	<b>100.00</b>

## Sector Weighting as of 12-31-2023



## Top 6 Holdings as of 12-31-2023

Name	Maturity Date	% Net Asset	Cumulative %	YTD Return %	Morningstar Sector
⊕ Vanguard Total Stock Mkt Idx Instl Pls	-	53.65	53.65	-	-
⊕ Vanguard Total Intl Stock Index Inv	-	35.98	89.63	-	-
⊕ Vanguard Total Bond Market II Idx Inv	-	7.07	96.69	-	-
⊕ Vanguard Total Intl Bd II Idx Instl	-	2.91	99.61	-	-
⊕ Mktliq 12/31/2049	-	0.27	99.88	-	-
⊕ Us Dollar	-	0.12	100.00	-	-

## Total Holdings 6

⊕ Increase ⊖ Decrease ✨ New to Portfolio



# Vanguard Target Retirement Income Fund VTINX

**Morningstar Category**  
Target-Date Retirement

**Morningstar Index**  
Morningstar Lifetime Mod Incm TR USD

## Portfolio Manager(s)

Walter Nejman since 02-2013  
Aur lie Denis since 02-2023  
Michael Roach since 02-2023  
Roger Aliaga-Diaz since 02-2023

## Quantitative Screens

✔ **Performance:** The fund has finished in the Target-Date Retirement category's top three quartiles in 10 of the 10 years it's been in existence.

✔ **Management:** The fund's management has been in place for 10.86 years.

✔ **Style:** The fund has landed in its primary style box — Large Blend — 100 % of the time over the past three years.

✔ **Net Expense:** The fund's expense ratio of 0.08 is 87.1% lower than the Target-Date Retirement category average.

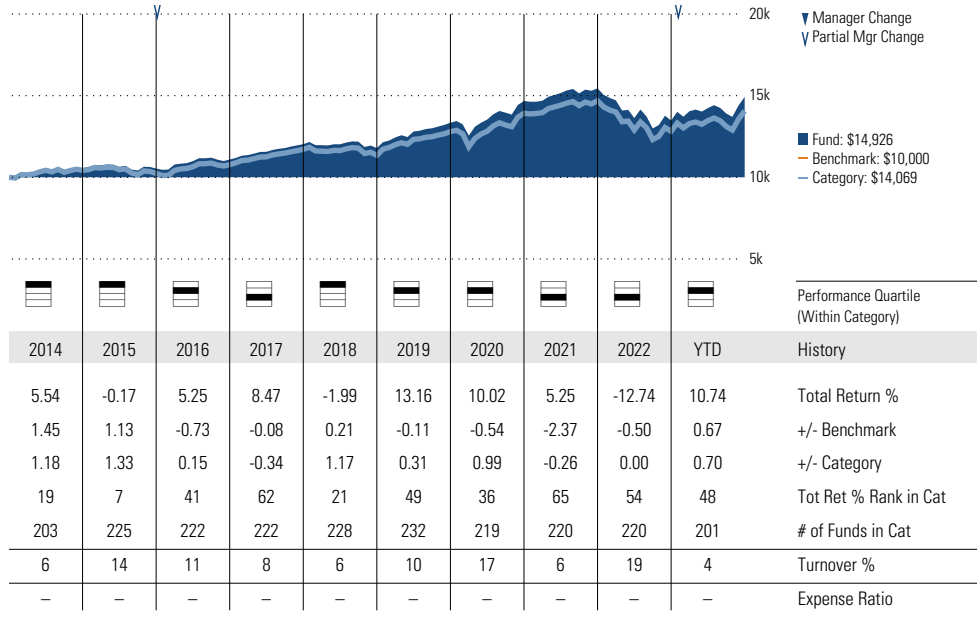
## Morningstar Investment Management LLC Analysis

This fund passes all of Morningstar Investment Management's quantitative screens. Morningstar Investment Management has also assessed the fund from a qualitative perspective and, as a fiduciary, is comfortable recommending the fund's use in retirement plans.

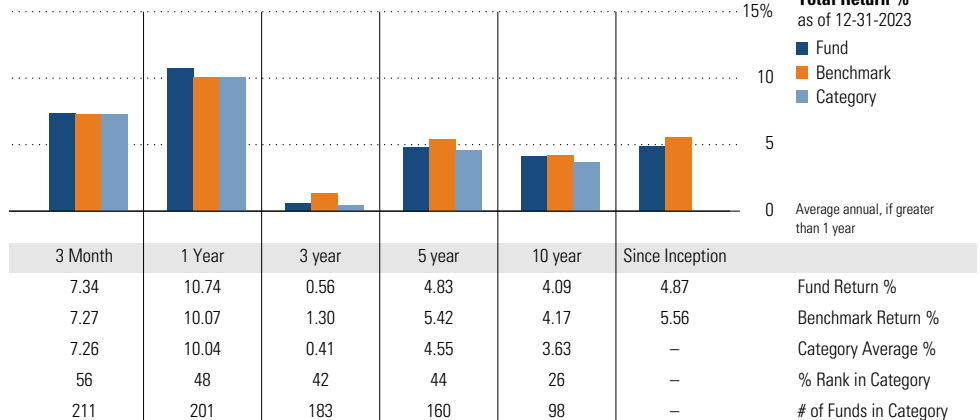
## ESG Metrics

Metric	Rating	Updated
Sustainability Rating	3	11-30-2023
ESG Commitment	1-Low	02-15-2022

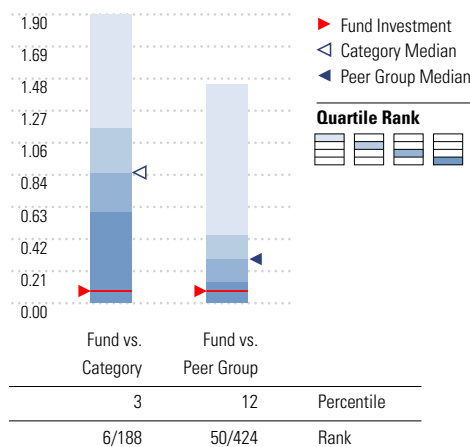
## Growth of \$10,000



## Trailing Performance



## Net Expense



Peer group is a subset of the category and includes funds with the same management style (active vs. passive) and similar share class characteristics.

## 3-Year Risk Metrics

Metric	Fund	Bmark	Cat
Alpha	-	-	-
Beta	-	-	-
R-Squared	-	-	-
Standard Deviation	8.48	-	8.92
Sharpe Ratio	-	-	-
Tracking Error	-	-	-
Information Ratio	-	-	-
Up Capture Ratio	-	-	-
Down Capture Ratio	-	-	-

## Portfolio Metrics

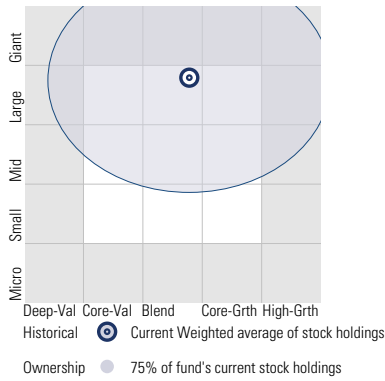
Metric	Fund	Bmark	Cat
Price/Earnings Ratio	17.81	18.71	18.00
Price/Book Ratio	2.45	2.58	2.50
Avg Eff Duration	5.63	-	6.24

# Vanguard Target Retirement Income Fund VTINX

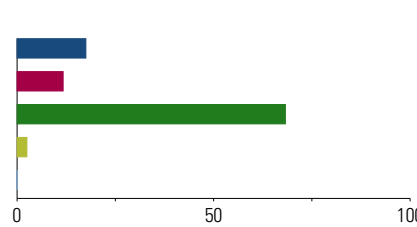
**Morningstar Category**  
Target-Date Retirement

**Morningstar Index**  
Morningstar Lifetime Mod Incm TR USD

**Style Analysis** as of 12-31-2023  
Morningstar Style Box™

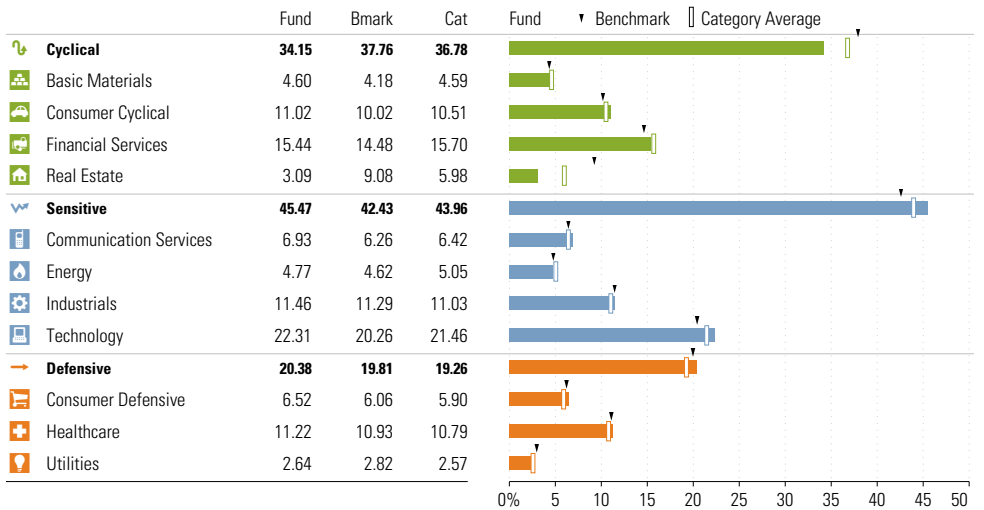


**Asset Allocation** as of 12-31-2023

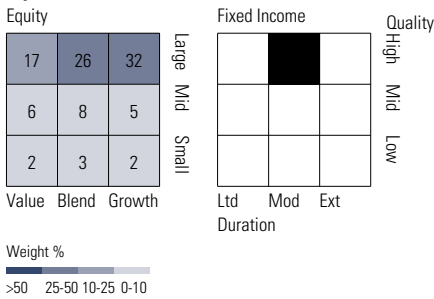


Asset Class	Net %	Cat%
US Stocks	17.50	22.91
Non-US Stocks	11.71	13.99
Bonds	68.26	46.72
Cash	2.49	3.63
Other	0.04	12.75
<b>Total</b>	<b>100.00</b>	<b>100.00</b>

**Sector Weighting** as of 12-31-2023



**Style Breakdown**



**Top 7 Holdings** as of 12-31-2023

Name	Maturity Date	% Net Asset	Cumulative %	YTD Return %	Morningstar Sector
⊖ Vanguard Total Bond Market II Idx Inv	-	37.31	37.31	-	-
⊖ Vanguard Total Stock Mkt Idx Instl Pls	-	17.58	54.90	-	-
⊕ Vanguard Total Intl Bd II Idx Instl	-	16.22	71.12	-	-
⊕ Vanguard Shrt-Term Infl-Prot Sec Idx Adm	-	16.20	87.32	-	-
⊖ Vanguard Total Intl Stock Index Inv	-	11.99	99.31	-	-
⊕ Mktliq 12/31/2049	-	0.71	100.02	-	-
⊕ Us Dollar	-	0.02	100.05	-	-

**Total Holdings 7**

⊕ Increase ⊖ Decrease ✨ New to Portfolio