

American Funds American Balanced R6 RLBGX

Morningstar Category
Moderate Allocation

Morningstar Index
Morningstar US Mod Tgt Alloc NR USD

Portfolio Manager(s)

Hilda Applbaum since 01-1999
Alan Berro since 03-2006
Paul Benjamin since 07-2014
Alan Wilson since 01-2016
John Queen since 07-2016
Pramod Atluri since 03-2018
Mark Casey since 10-2019
Ritchie Tuazon since 10-2020
Mathews Cherian since 05-2021
Jin Lee since 03-2023
Chit Purani since 03-2023
Irfan Furniturewala since 05-2023

Quantitative Screens

✔ **Performance:** The fund has finished in the Moderate Allocation category's top three quartiles in 10 of the 10 years it's been in existence.

✔ **Management:** The fund's management has been in place for 26.02 years.

✔ **Style:** The fund has landed in its primary style box — Large Blend — 90 % of the time over the past three years.

✔ **Net Expense:** The fund's expense ratio of 0.25 is 75.25% lower than the Moderate Allocation category average.

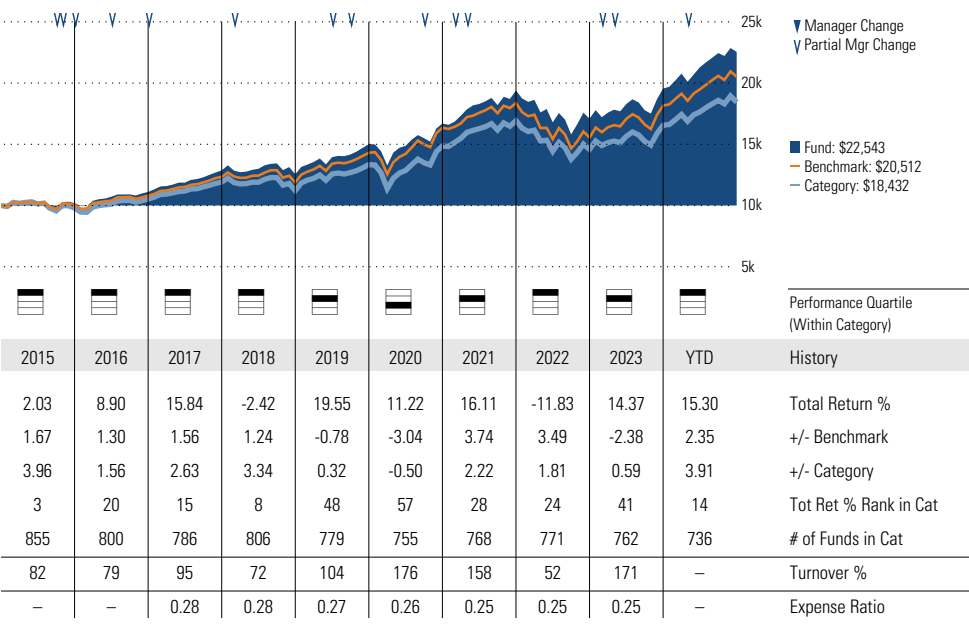
Morningstar Investment Management LLC Analysis

This fund passes all of Morningstar Investment Management's quantitative screens. Morningstar Investment Management has also assessed the fund from a qualitative perspective and, as a fiduciary, is comfortable recommending the fund's use in retirement plans.

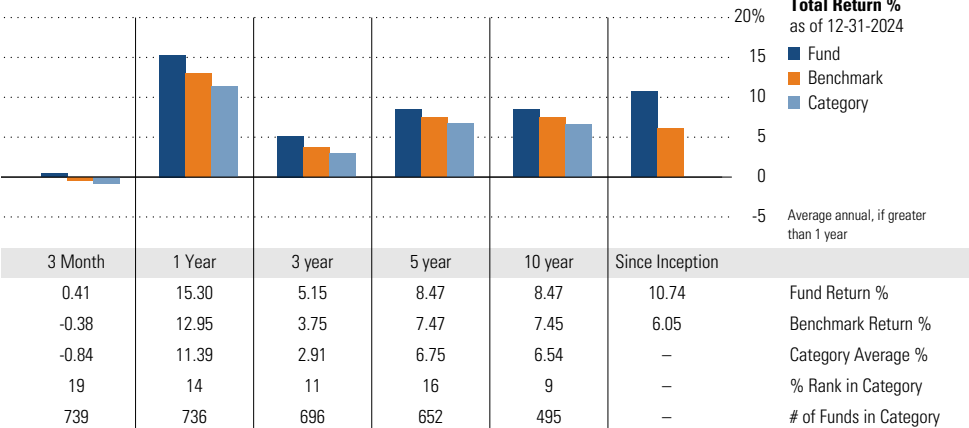
ESG Metrics

Metric	Rating	Updated
Sustainability Rating	3	11-30-2024
Carbon Risk Score	Low Risk	12-31-2022
ESG Commitment	1-Low	02-15-2022

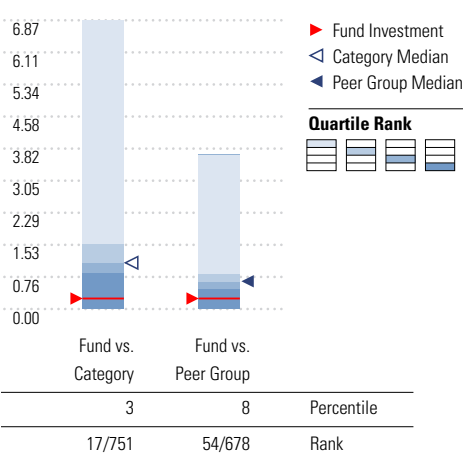
Growth of \$10,000



Trailing Performance



Net Expense



Peer group is a subset of the category and includes funds with the same management style (active vs. passive) and similar share class characteristics.

3-Year Risk Metrics

	Fund	Bmark	Cat
Alpha	1.50	—	-0.80
Beta	0.96	—	0.97
R-Squared	96.99	—	94.01
Standard Deviation	11.99	12.33	12.37
Sharpe Ratio	0.13	0.02	-0.06
Tracking Error	2.14	—	2.81
Information Ratio	0.66	—	-0.49
Up Capture Ratio	102.45	—	95.93
Down Capture Ratio	94.79	—	100.83

Portfolio Metrics

	Fund	Bmark	Cat
Price/Earnings Ratio	25.49	23.29	23.65
Price/Book Ratio	4.34	3.38	3.49
Avg Eff Duration	6.49	5.94	4.87

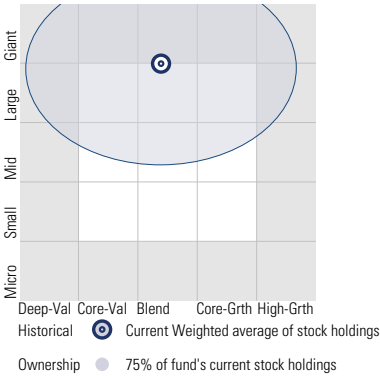
American Funds American Balanced R6 RLBGX

Morningstar Category
Moderate Allocation

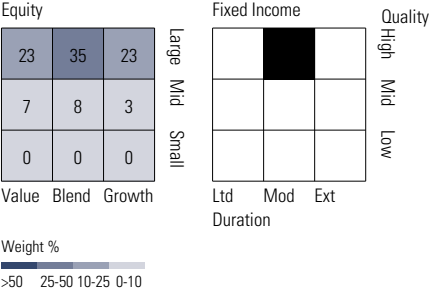
Morningstar Index
Morningstar US Mod Tgt Alloc NR USD

Style Analysis as of 12-31-2024

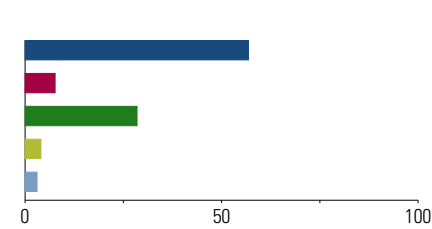
Morningstar Style Box™



Style Breakdown

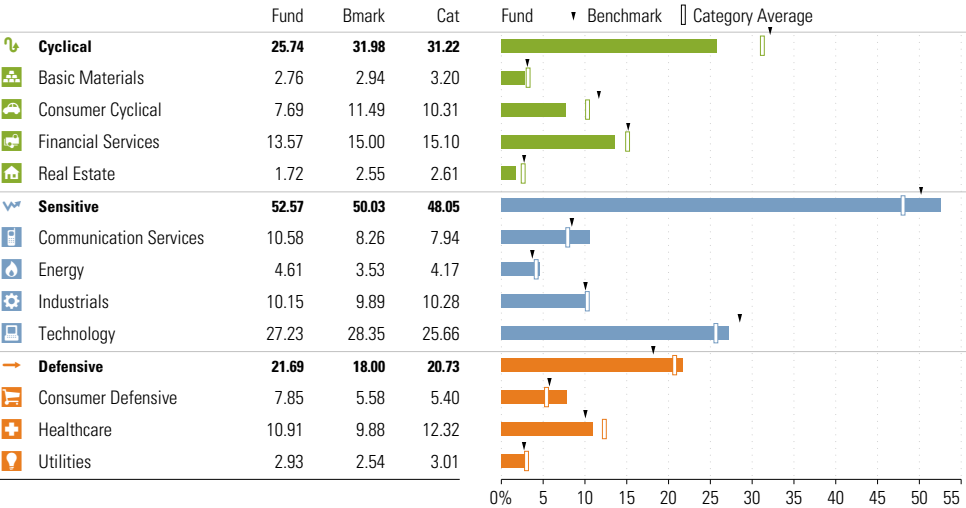


Asset Allocation as of 12-31-2024



Asset Class	Net %	Cat%
US Stocks	56.83	49.23
Non-US Stocks	7.63	9.29
Bonds	28.48	34.12
Cash	4.03	3.98
Other	3.03	3.37
Total	100.00	100.00

Sector Weighting as of 12-31-2024



Top 10 Holdings as of 12-31-2024

Name	Maturity Date	% Net Asset	Cumulative %	YTD Return %	Morningstar Sector
⊖ Broadcom Inc	—	6.01	6.01	—	Technology
⊖ Capital Group Central Cash Fund	—	4.91	10.92	—	—
⊖ Microsoft Corp	—	3.30	14.22	12.91	Technology
⊖ Cap Grp Cent Fd Ser Ii	—	2.73	16.95	—	—
Taiwan Semiconductor Manufacturing Co Ltd ADR	—	2.07	19.02	92.12	Technology
⊖ Meta Platforms Inc Class A	—	1.92	20.93	—	Communication Svc
⊖ Philip Morris International Inc	—	1.83	22.76	—	Consumer Defensive
⊖ Alphabet Inc Class C	—	1.79	24.55	35.56	Communication Svc
⊕ Amazon.com Inc	—	1.78	26.33	44.39	Consumer Cyclical
⊖ UnitedHealth Group Inc	—	1.49	27.82	-2.36	Healthcare

Total Holdings 3732

⊕ Increase ⊖ Decrease ✱ New to Portfolio

American Funds Intl Gr and Inc R6 RIGGX

Morningstar Category
Foreign Large Blend

Morningstar Index
MSCI ACWI Ex USA NR USD

Portfolio Manager(s)

Andrew Suzman since 10-2008
Steven Watson since 10-2008
Patrice Collette since 09-2010
Leo Hee since 07-2015
Michael Cohen since 07-2018
Lisa Thompson since 09-2018
Barbara Burtin since 09-2024
Bobby Chada since 09-2024

Quantitative Screens

- Performance:** The fund has finished in the Foreign Large Blend category's top three quartiles in 9 of the 10 years it's been in existence.
- Management:** The fund's management has been in place for 16.26 years.
- Style:** The fund has landed in its primary style box — Large Blend — 100 % of the time over the past three years.
- Net Expense:** The fund's expense ratio of 0.54 is 34.15% lower than the Foreign Large Blend category average.

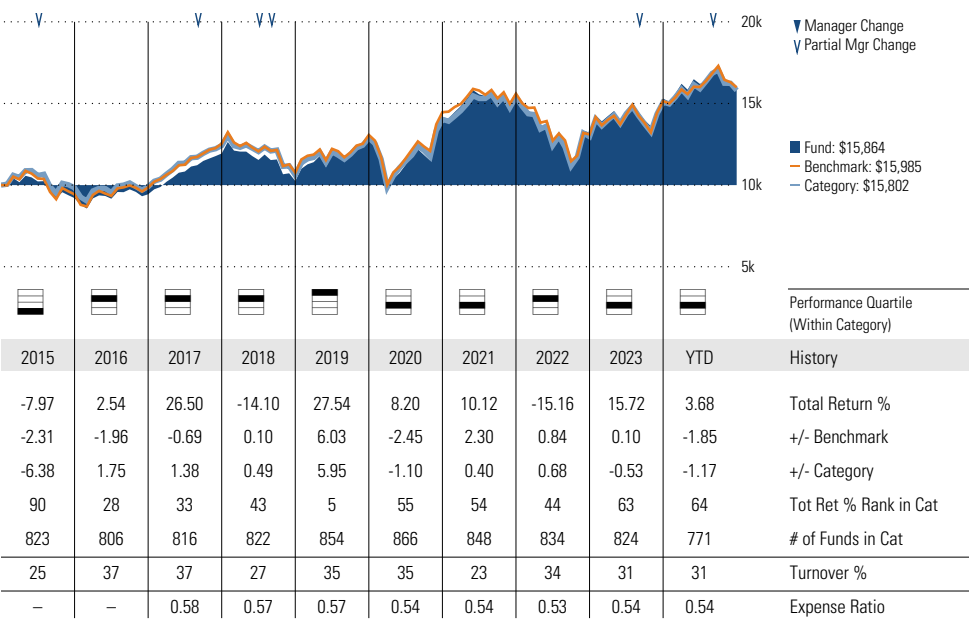
Morningstar Investment Management LLC Analysis

This fund passes all of Morningstar Investment Management's quantitative screens. Morningstar Investment Management has also assessed the fund from a qualitative perspective and, as a fiduciary, is comfortable recommending the fund's use in retirement plans.

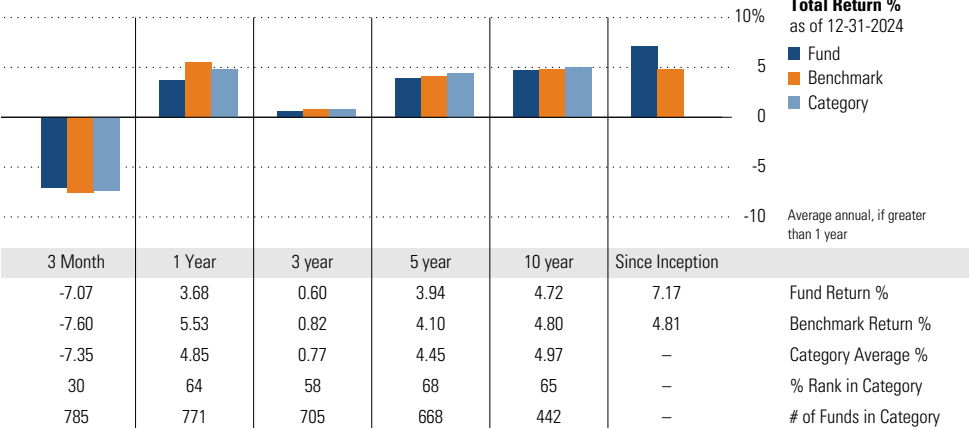
ESG Metrics

Metric	Rating	Updated
Sustainability Rating	3	11-30-2024
Carbon Risk Score	Low Risk	12-31-2022
ESG Commitment	1-Low	02-15-2022

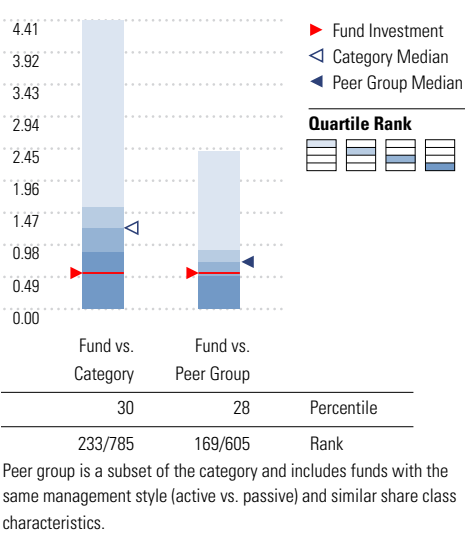
Growth of \$10,000



Trailing Performance



Net Expense



3-Year Risk Metrics

	Fund	Bmark	Cat
Alpha	-0.18	-	-0.18
Beta	0.98	-	1.02
R-Squared	94.16	-	92.81
Standard Deviation	16.37	16.25	17.28
Sharpe Ratio	-0.14	-0.13	-0.13
Tracking Error	3.97	-	4.64
Information Ratio	-0.06	-	-0.05
Up Capture Ratio	99.33	-	105.80
Down Capture Ratio	100.34	-	107.10

Portfolio Metrics

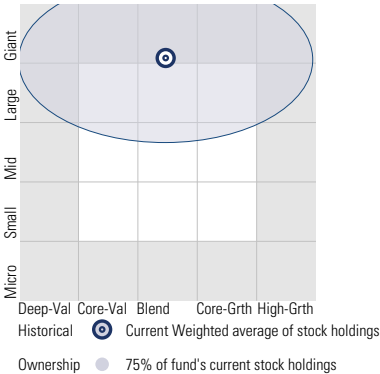
	Fund	Bmark	Cat
Price/Earnings Ratio	15.15	15.67	15.97
Price/Book Ratio	1.78	1.81	1.85
Geom Avg Mkt Cap \$B	53.74	50.11	58.43
ROE	18.53	16.85	17.76

American Funds Intl Gr and Inc R6 RIGGX

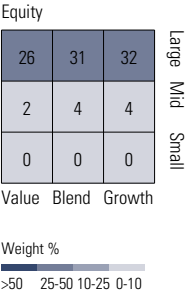
Morningstar Category Foreign Large Blend
Morningstar Index MSCI ACWI Ex USA NR USD

Style Analysis as of 12-31-2024

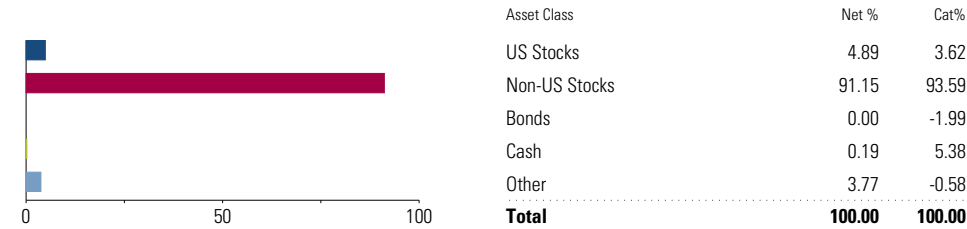
Morningstar Style Box™



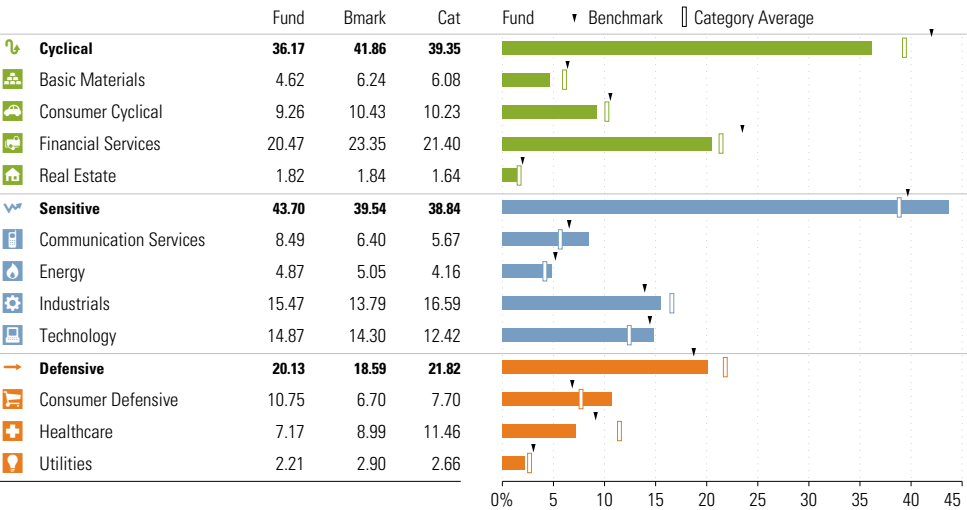
Style Breakdown




Asset Allocation as of 12-31-2024



Sector Weighting as of 12-31-2024



World Regions % Equity 12-31-2024



Top 10 Holdings as of 12-31-2024

Name	% Net Asset	Cumulative %	YTD Return %	Morningstar Sector
⊖ Taiwan Semiconductor Manufacturing Co Ltd	4.60	4.60	—	Technology
⊖ Capital Group Central Cash M	3.54	8.14	—	—
⊖ Novo Nordisk AS Class B	1.89	10.03	—	Healthcare
⊕ TotalEnergies SE	1.86	11.89	—	Energy
⊖ ASML Holding NV	1.73	13.62	—	Technology
⊕ BAE Systems PLC	1.69	15.31	—	Industrials
⊖ MediaTek Inc	1.65	16.96	—	Technology
⊖ Broadcom Inc	1.62	18.57	—	Technology
⊕ British American Tobacco PLC	1.53	20.11	—	Consumer Defensive
⊖ Tencent Holdings Ltd	1.37	21.48	—	Communication Svc

Total Holdings 267

⊕ Increase ⊖ Decrease ✱ New to Portfolio

Baird Aggregate Bond Inst BAGIX

Morningstar Category
Intermediate Core Bond

Morningstar Index
Bloomberg US Agg Bond TR USD

Portfolio Manager(s)

M. Sharon deGuzman since 09-2000

Mary Ellen Stanek since 09-2000

Charles Groeschell since 09-2000

Warren Pierson since 09-2000

Meghan Dean since 05-2019

Jay Schwister since 05-2019

Jeffrey Schrom since 05-2019

Patrick Brown since 05-2021

Abhishek Pulakanti since 05-2022

Andrew O'Connell since 05-2022

Quantitative Screens

✔ **Performance:** The fund has finished in the Intermediate Core Bond category's top three quartiles in 10 of the 10 years it's been in existence.

✔ **Management:** The fund's management has been in place for 24.27 years.

Style Consistency is not calculated for Fixed Income funds.

✔ **Net Expense:** The fund's expense ratio of 0.3 is 41.18% lower than the Intermediate Core Bond category average.

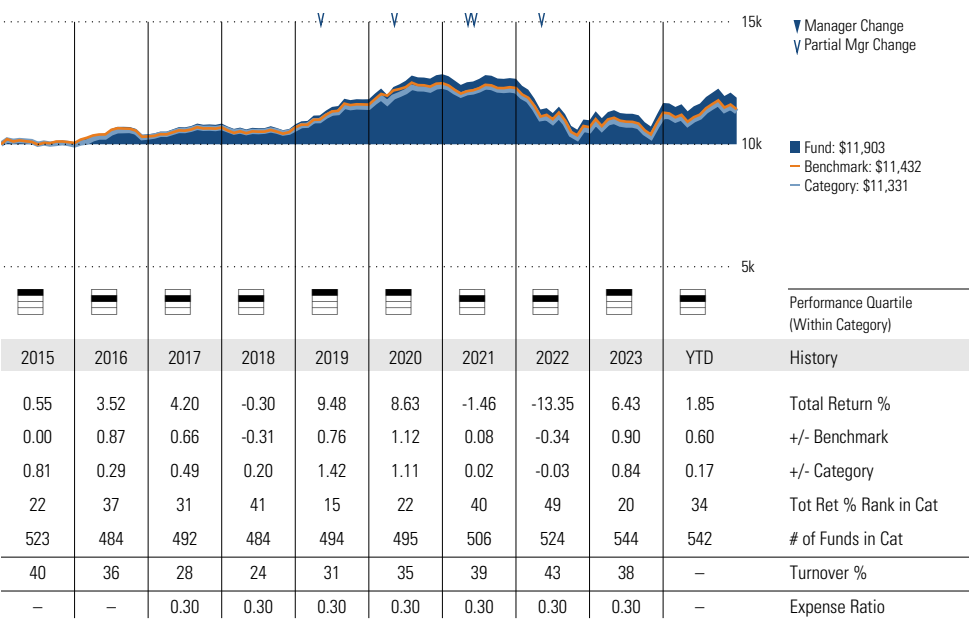
Morningstar Investment Management LLC Analysis

This fund passes all of Morningstar Investment Management's quantitative screens. Morningstar Investment Management has also assessed the fund from a qualitative perspective and, as a fiduciary, is comfortable recommending the fund's use in retirement plans.

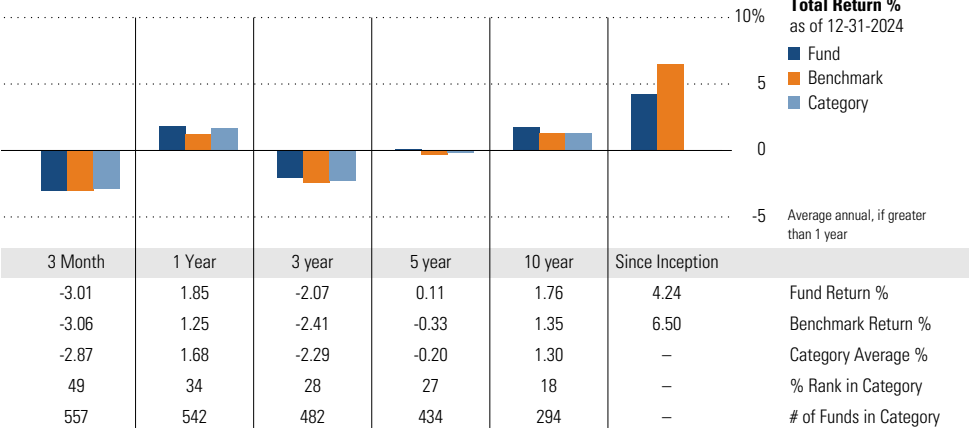
ESG Metrics

Metric	Rating	Updated
Sustainability Rating	4	11-30-2024
ESG Commitment	1-Low	02-15-2022

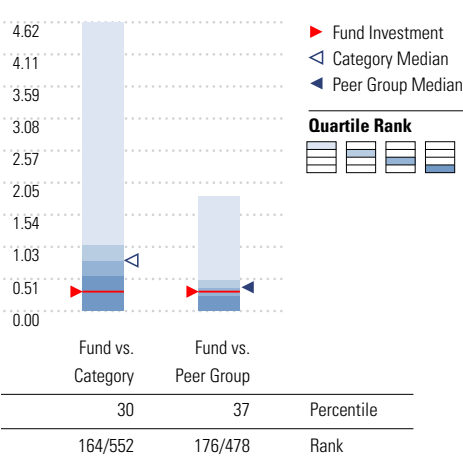
Growth of \$10,000



Trailing Performance



Net Expense



Peer group is a subset of the category and includes funds with the same management style (active vs. passive) and similar share class characteristics.

3-Year Risk Metrics

	Fund	Bmark	Cat
Alpha	0.39	—	-0.01
Beta	1.01	—	0.98
R-Squared	99.67	—	98.24
Standard Deviation	7.95	7.83	7.75
Sharpe Ratio	-0.77	-0.82	-0.83
Tracking Error	0.47	—	0.96
Information Ratio	0.73	—	-0.14
Up Capture Ratio	102.21	—	97.64
Down Capture Ratio	99.02	—	97.81

Portfolio Metrics

	Fund	Bmark	Cat
Avg Eff Duration	6.08	4.43	5.86
Avg Eff Maturity	8.14	—	8.60

Baird Aggregate Bond Inst BAGIX

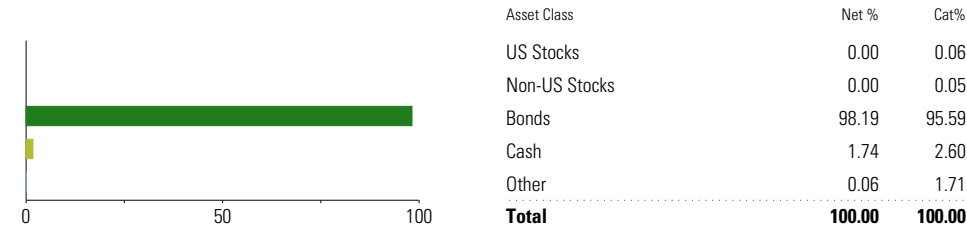
Morningstar Category Intermediate Core Bond
Morningstar Index Bloomberg US Agg Bond TR USD

Style Analysis as of 12-31-2024

Style Breakdown

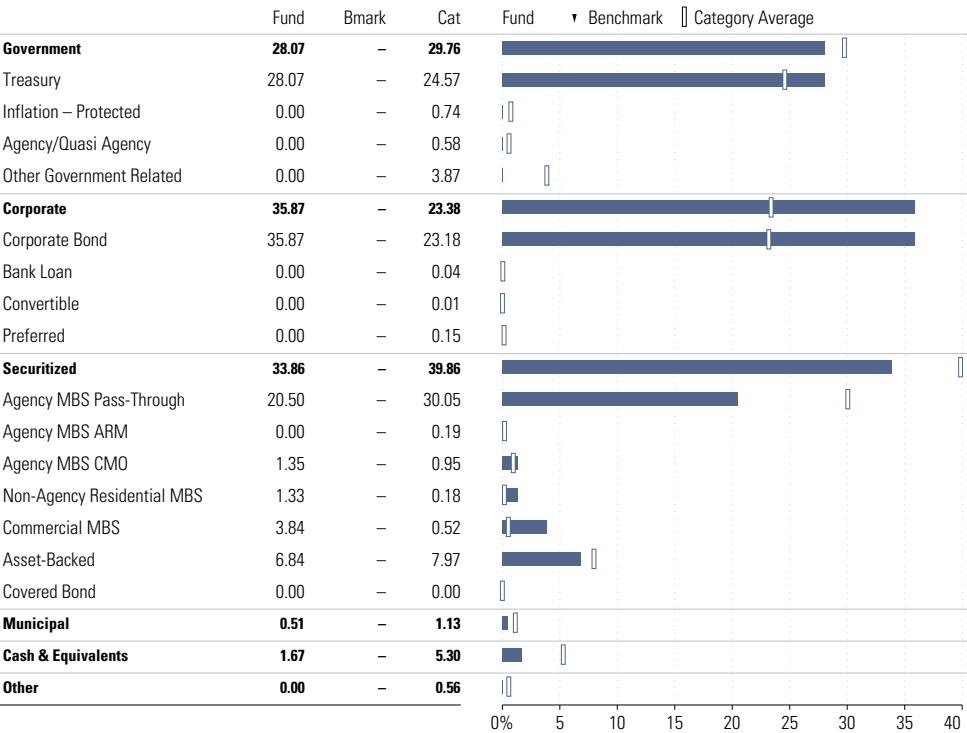


Asset Allocation as of 12-31-2024



Credit Rating Breakdown	Fund	Bmark	Cat
AAA	12.20	3.53	19.99
AA	53.90	74.59	46.54
A	12.90	10.82	20.32
BBB	20.80	8.32	11.86
BB	0.20	0.28	0.56
B	0.00	0.00	0.28
Below B	0.00	0.00	0.10
Not Rated	0.00	2.46	0.36

Sector Weighting as of 12-31-2024



Top 10 Holdings as of 12-31-2024

Name	Maturity Date	% Net Asset	Cumulative %	Fixed Income Sector
⊖ United States Treasury Notes 1.13%	10-2026	2.84	2.84	—
United States Treasury Bonds 3.88%	05-2043	1.68	4.52	—
United States Treasury Bonds 2.88%	05-2043	1.57	6.09	—
⊕ United States Treasury Bonds 2.38%	02-2042	1.53	7.62	—
United States Treasury Bonds 2.5%	02-2045	1.53	9.15	—
⊖ First American Government Obligs U	02-2030	1.41	10.55	—
United States Treasury Bonds 3.38%	08-2042	1.36	11.92	—
United States Treasury Bonds 2.88%	05-2052	1.32	13.24	—
⊖ United States Treasury Notes 3.88%	11-2027	1.29	14.53	—
⊕ United States Treasury Notes 4.13%	08-2030	1.26	15.80	—

Total Holdings 1879

⊕ Increase ⊖ Decrease ✱ New to Portfolio



DFA US Small Cap I DFSTX

Morningstar Category
Small Blend
Morningstar Index
Russell 2000 TR USD

Portfolio Manager(s)

Jed Fogdall since 02-2012
Joel Schneider since 02-2017
Marc Leblond since 02-2020

Quantitative Screens

- Performance:** The fund has finished in the Small Blend category's top three quartiles in 10 of the 10 years it's been in existence.
- Management:** The fund's management has been in place for 12.85 years.
- Style:** The fund has landed in its primary style box — Small Blend — 100 % of the time over the past three years.
- Net Expense:** The fund's expense ratio of 0.27 is 72.16% lower than the Small Blend category average.

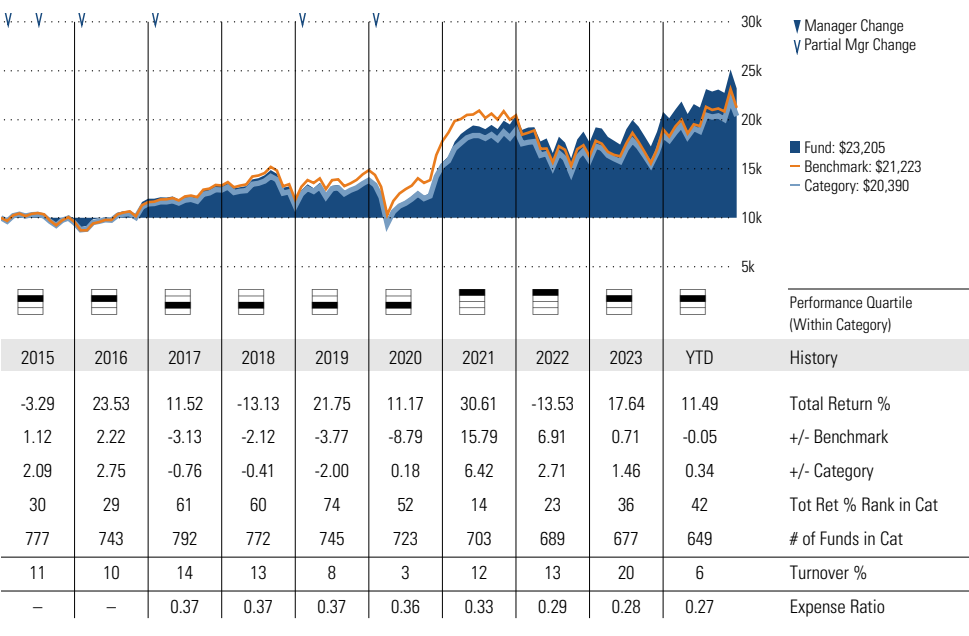
Morningstar Investment Management LLC Analysis

This fund passes all of Morningstar Investment Management's quantitative screens. Morningstar Investment Management has also assessed the fund from a qualitative perspective and, as a fiduciary, is comfortable recommending the fund's use in retirement plans.

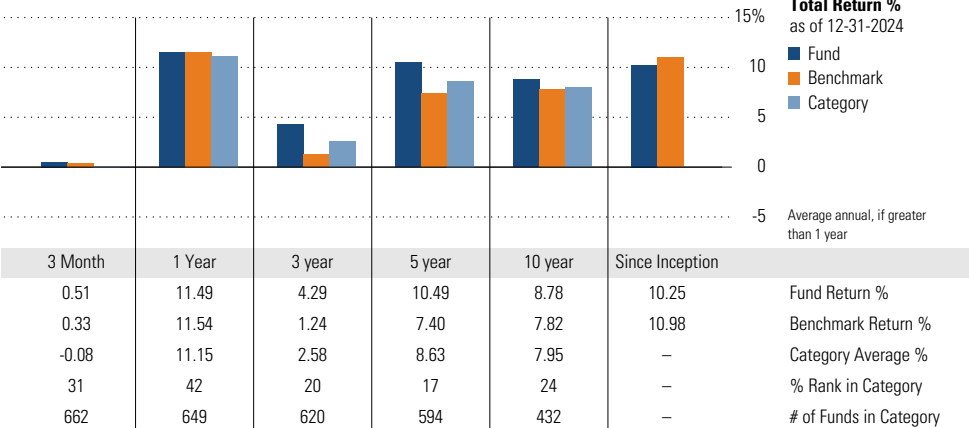
ESG Metrics

Metric	Rating	Updated
Sustainability Rating	3	11-30-2024
Carbon Risk Score	Medium Risk	12-31-2022

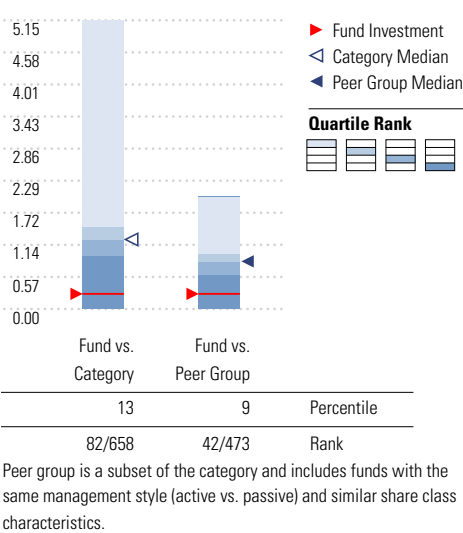
Growth of \$10,000



Trailing Performance



Net Expense



3-Year Risk Metrics

	Fund	Bmark	Cat
Alpha	2.90	-	1.11
Beta	0.92	-	0.91
R-Squared	97.93	-	94.89
Standard Deviation	21.87	23.63	21.97
Sharpe Ratio	0.11	-0.01	0.02
Tracking Error	3.72	-	5.14
Information Ratio	0.82	-	0.02
Up Capture Ratio	97.96	-	93.70
Down Capture Ratio	89.25	-	90.56

Portfolio Metrics

	Fund	Bmark	Cat
Price/Earnings Ratio	19.11	17.47	18.38
Price/Book Ratio	2.16	1.95	2.14
Geom Avg Mkt Cap \$B	4.17	2.70	5.77
ROE	13.02	5.50	12.24

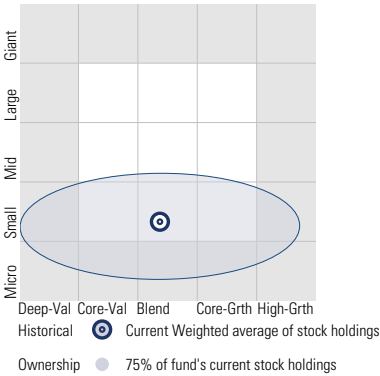
DFA US Small Cap I DFSTX

Morningstar Category
Small Blend

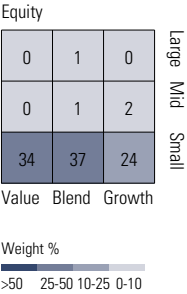
Morningstar Index
Russell 2000 TR USD

Style Analysis as of 12-31-2024

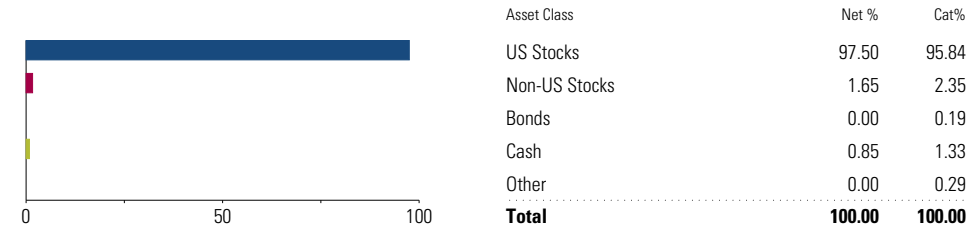
Morningstar Style Box™



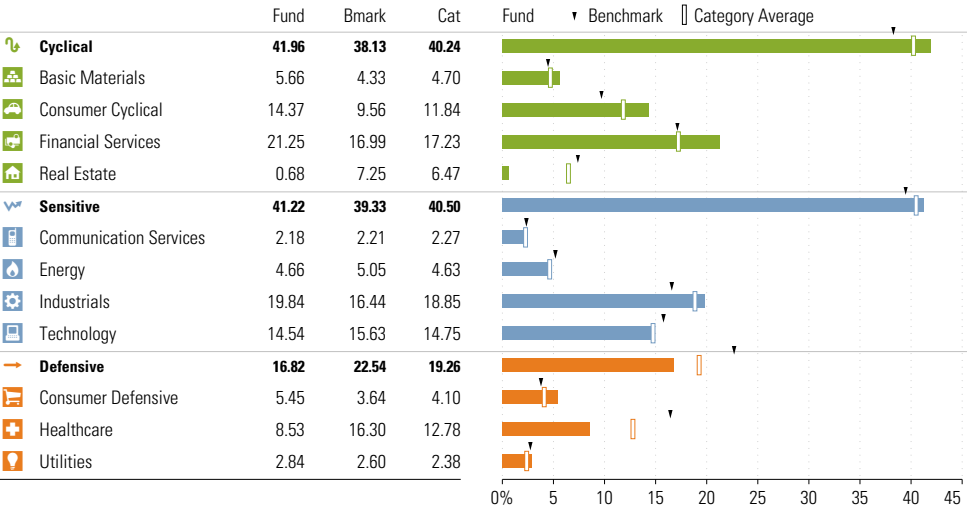
Style Breakdown



Asset Allocation as of 12-31-2024



Sector Weighting as of 12-31-2024



Top 15 Holdings as of 12-31-2024

Name	% Net Asset	Cumulative %	YTD Return %	Morningstar Sector
⊕ Ssc Government Mm Gvmxx	0.82	0.82	—	—
⊖ Future on E-mini S&P 500 Futures	0.76	1.58	—	—
Sprouts Farmers Market Inc	0.51	2.09	—	Consumer Defensive
Carpenter Technology Corp	0.36	2.45	140.83	Industrials
IES Holdings Inc	0.34	2.79	153.67	Industrials
⊖ AAON Inc	0.31	3.10	59.74	Industrials
Applied Industrial Technologies Inc	0.31	3.42	39.53	Industrials
Taylor Morrison Home Corp	0.30	3.71	—	Consumer Cyclical
⊖ Mueller Industries Inc	0.27	3.98	70.01	Industrials
Beacon Roofing Supply Inc Class A	0.27	4.25	16.73	Industrials
CorVel Corp	0.27	4.52	35.02	Financial Services
UFP Industries Inc	0.26	4.78	-9.22	Basic Materials
Ensign Group Inc	0.26	5.04	—	Healthcare
Simpson Manufacturing Co Inc	0.26	5.30	-15.68	Basic Materials
Element Solutions Inc	0.26	5.56	—	Basic Materials

Total Holdings 1983

⊕ Increase ⊖ Decrease ✱ New to Portfolio

Federated Hermes Govt Ultrashort R6 FGULX

Morningstar Category
Ultrashort Bond

Morningstar Index
Bloomberg US Agg Bond TR USD

Portfolio Manager(s)

Susan Hill since 07-1997
Liam O'Connell since 11-2010

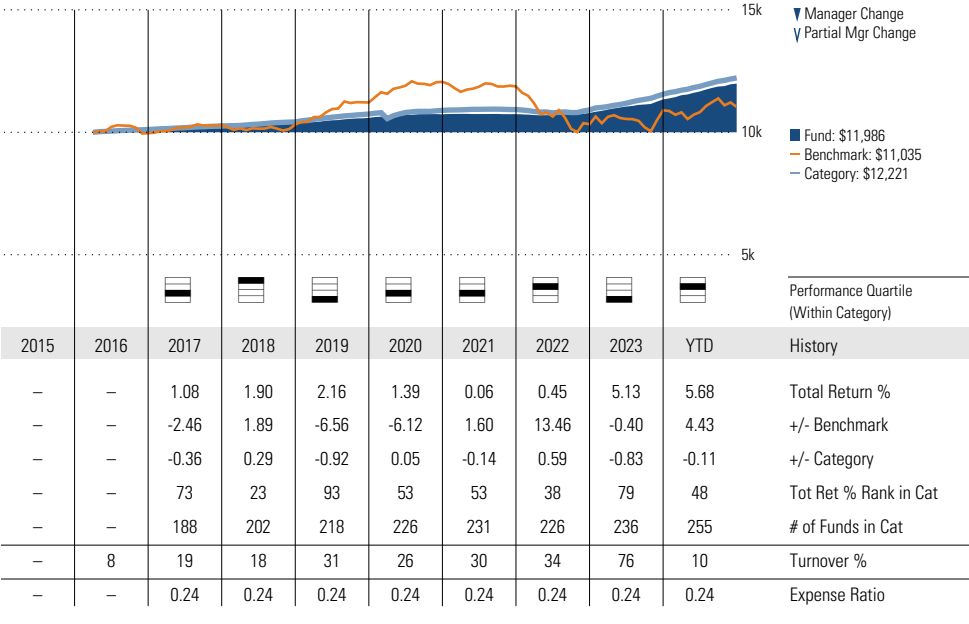
Quantitative Screens

- Performance: The fund has finished in the Ultrashort Bond category's top three quartiles in 6 of the 8 years it's been in existence.
- Management: The fund's management has been in place for 27.5 years.
- Style Consistency is not calculated for Fixed Income funds.
- Net Expense: The fund's expense ratio of 0.24 is 40% lower than the Ultrashort Bond category average.

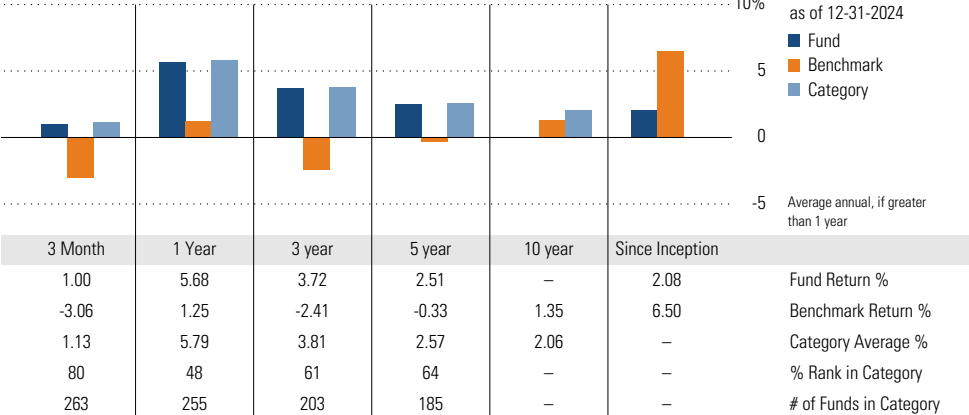
Morningstar Investment Management LLC Analysis

This fund passes all of Morningstar Investment Management's quantitative screens. Morningstar Investment Management has also assessed the fund from a qualitative perspective and, as a fiduciary, is comfortable recommending the fund's use in retirement plans.

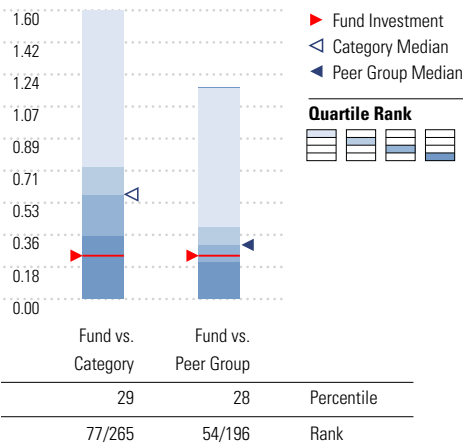
Growth of \$10,000



Trailing Performance



Net Expense



Peer group is a subset of the category and includes funds with the same management style (active vs. passive) and similar share class characteristics.

3-Year Risk Metrics

	Fund	Bmark	Cat
Alpha	3.86	-	3.95
Beta	0.09	-	0.10
R-Squared	57.77	-	37.67
Standard Deviation	0.93	7.83	1.24
Sharpe Ratio	-0.80	-0.82	-0.63
Tracking Error	7.15	-	7.15
Information Ratio	0.86	-	0.87
Up Capture Ratio	24.73	-	24.45
Down Capture Ratio	-8.84	-	-9.67

Portfolio Metrics

	Fund	Bmark	Cat
Avg Eff Duration	0.69	4.43	1.10
Avg Eff Maturity	-	-	1.85

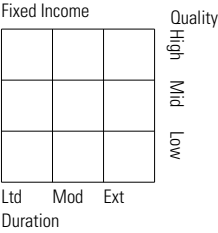
Federated Hermes Govt Ultrashort R6 FGULX

Morningstar Category
Ultrashort Bond

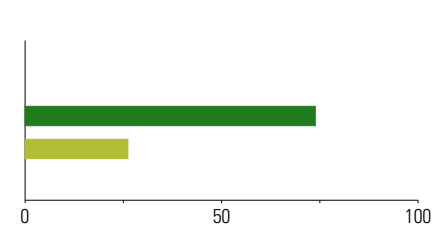
Morningstar Index
Bloomberg US Agg Bond TR USD

Style Analysis as of 12-31-2024

Style Breakdown



Asset Allocation as of 12-31-2024

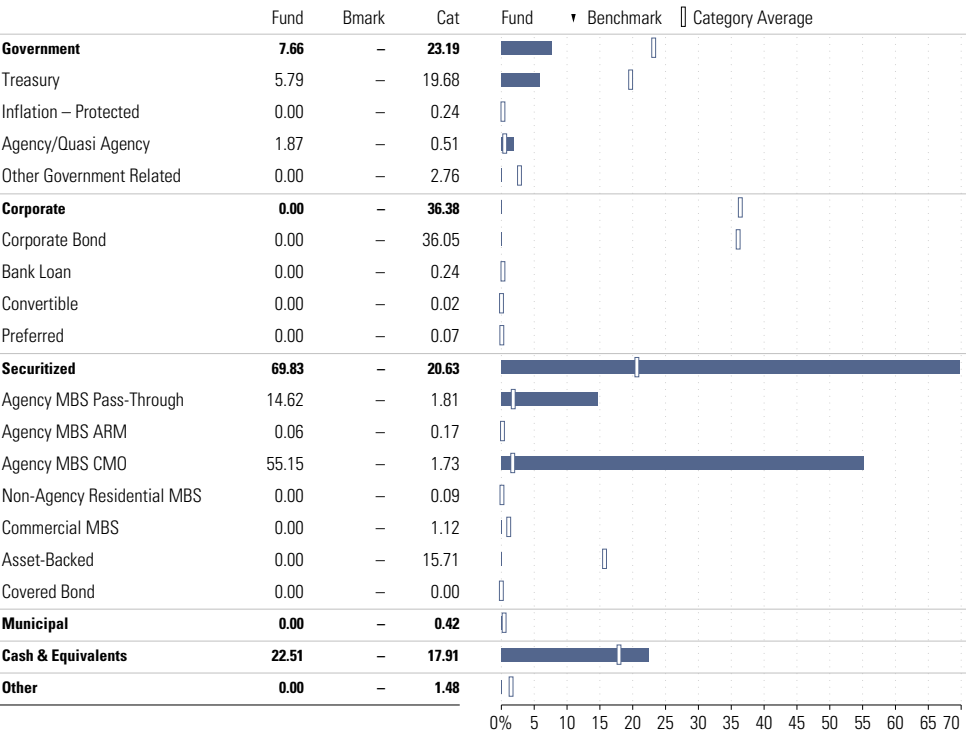


Asset Class	Net %	Cat%
US Stocks	0.00	3.84
Non-US Stocks	0.00	0.05
Bonds	73.84	66.94
Cash	26.16	28.81
Other	0.00	0.36
Total	100.00	100.00

Credit Rating Breakdown

	Fund	Bmark	Cat
AAA	100.00	3.53	34.94
AA	0.00	74.59	17.54
A	0.00	10.82	16.20
BBB	0.00	8.32	17.88
BB	0.00	0.28	2.21
B	0.00	0.00	1.00
Below B	0.00	0.00	0.34
Not Rated	0.00	2.46	9.90

Sector Weighting as of 12-31-2024



Top 10 Holdings as of 12-31-2024

Name	Maturity Date	% Net Asset	Cumulative %	Fixed Income Sector
⊕ Hsbc Repo 4 Repo	10-2024	10.78	10.78	—
⊕ Bank Of Montreal 6 Repo	10-2024	7.19	17.97	—
⊕ Repo Bank America Repo	10-2024	3.89	21.86	—
⊖ FEDERAL HOME LN MTG CORP MULTICLASS MTG PARTN CTFS GTD 6.0065%	04-2033	3.50	25.37	—
⊖ Government National Mortgage Association 6.19541%	03-2054	3.19	28.55	—
⊕ Government National Mortgage Association 6.5%	06-2054	2.79	31.35	—
⊖ FEDERAL HOME LN MTG CORP MULTICLASS MTG PARTN CTFS GTD 5.9065%	12-2032	2.75	34.10	—
FEDERAL HOME LN MTG CORP MULTICLASS MTG PARTN CTFS GTD 5.8565%	12-2032	2.57	36.67	—
⊖ Government National Mortgage Association 5.12871%	01-2073	2.50	39.18	—
⊖ FEDERAL HOME LN MTG CORP MULTICLASS MTG PARTN CTFS GTD 5.93012%	07-2053	2.16	41.34	—

Total Holdings 230

⊕ Increase ⊖ Decrease ✱ New to Portfolio

Vanguard 500 Index Admiral VFIAX

Morningstar Category
Large Blend

Morningstar Index
S&P 500 TR USD

Portfolio Manager(s)

Michelle Louie since 11-2017
Nick Birkett since 08-2023
Aaron Choi since 08-2023

Quantitative Screens

- Performance:** The fund has finished in the Large Blend category's top three quartiles in 10 of the 10 years it's been in existence.
- Management:** The fund's management has been in place for 7.09 years.
- Style:** The fund has landed in its primary style box — Large Blend — 77.14 % of the time over the past three years.
- Net Expense:** The fund's expense ratio of 0.04 is 94.52% lower than the Large Blend category average.

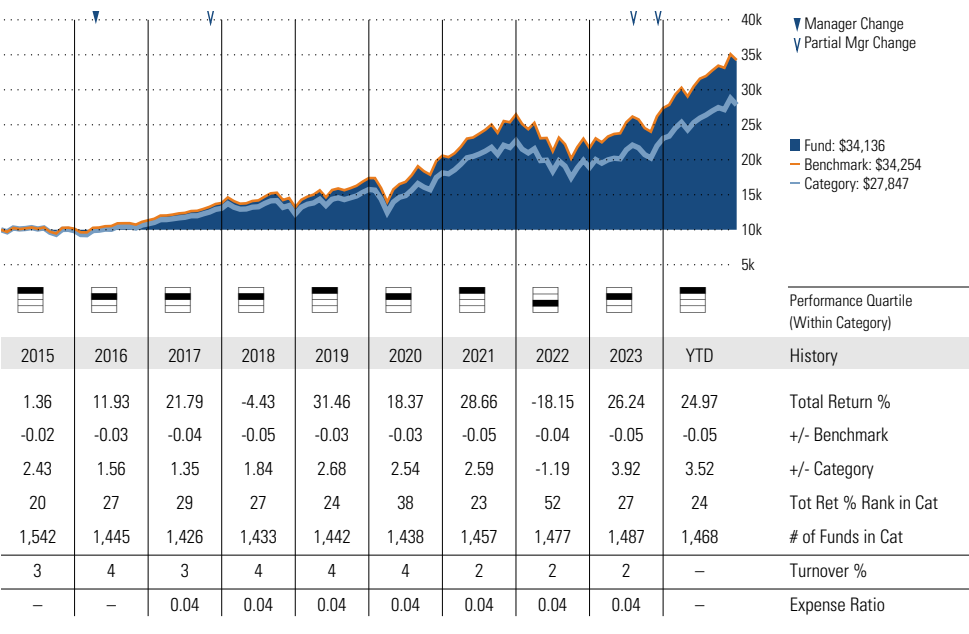
Morningstar Investment Management LLC Analysis

This fund passes all of Morningstar Investment Management's quantitative screens. Morningstar Investment Management has also assessed the fund from a qualitative perspective and, as a fiduciary, is comfortable recommending the fund's use in retirement plans.

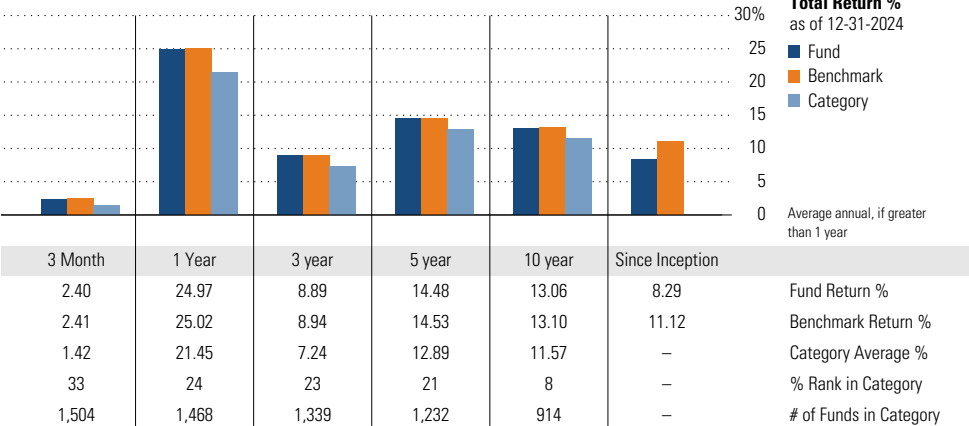
ESG Metrics

Metric	Rating	Updated
Sustainability Rating	3	11-30-2024
Carbon Risk Score	Low Risk	12-31-2022
ESG Commitment	1-Low	02-15-2022

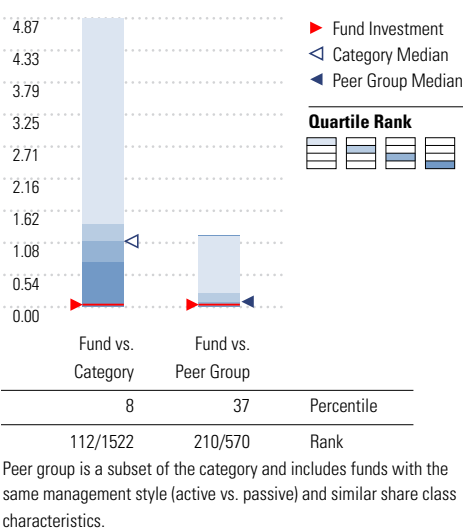
Growth of \$10,000



Trailing Performance



Net Expense



3-Year Risk Metrics

	Fund	Bmark	Cat
Alpha	-0.04	—	-1.12
Beta	1.00	—	0.95
R-Squared	100.00	—	94.60
Standard Deviation	17.40	17.40	16.91
Sharpe Ratio	0.34	0.34	0.25
Tracking Error	0.00	—	3.56
Information Ratio	-10.73	—	-1.26
Up Capture Ratio	99.91	—	92.39
Down Capture Ratio	100.07	—	96.94

Portfolio Metrics

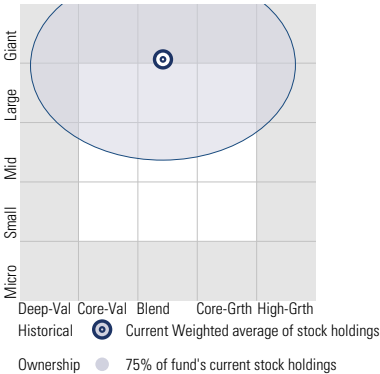
	Fund	Bmark	Cat
Price/Earnings Ratio	27.14	27.14	27.37
Price/Book Ratio	4.77	4.77	4.95
Geom Avg Mkt Cap \$B	362.38	362.17	383.78
ROE	33.89	33.88	32.35

Vanguard 500 Index Admiral VFIAX

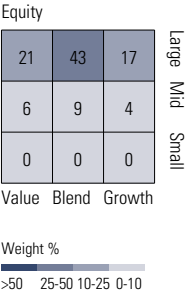
Morningstar Category Large Blend
Morningstar Index S&P 500 TR USD

Style Analysis as of 12-31-2024

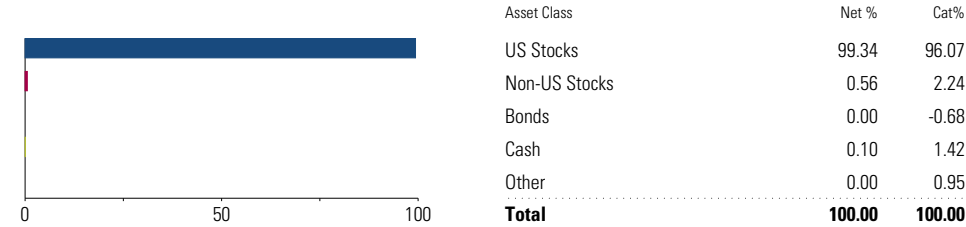
Morningstar Style Box™



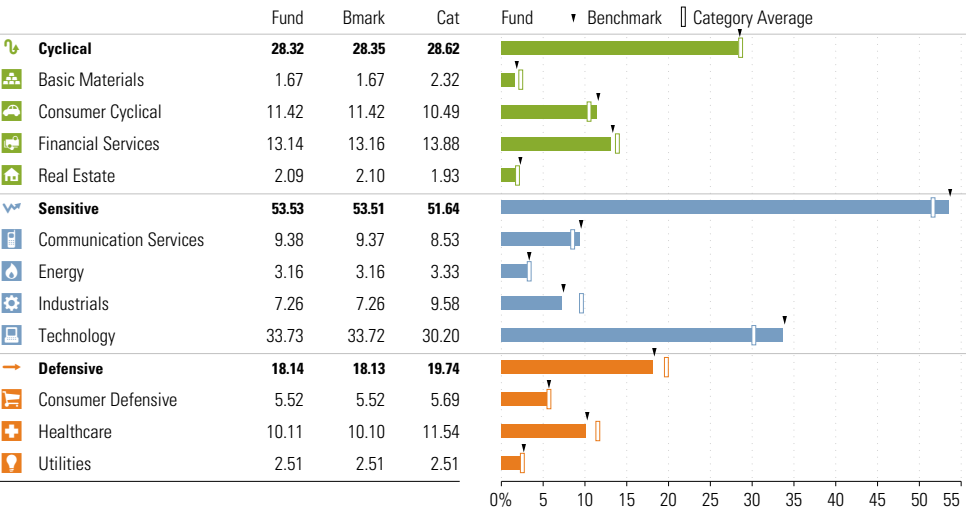
Style Breakdown



Asset Allocation as of 12-31-2024



Sector Weighting as of 12-31-2024



Top 15 Holdings as of 12-31-2024

Name	% Net Asset	Cumulative %	YTD Return %	Morningstar Sector
⊕ Apple Inc	7.60	7.60	30.58	Technology
⊕ NVIDIA Corp	6.61	14.21	171.24	Technology
⊕ Microsoft Corp	6.29	20.49	12.91	Technology
⊕ Amazon.com Inc	4.12	24.61	44.39	Consumer Cyclical
⊕ Meta Platforms Inc Class A	2.56	27.17	—	Communication Svc
⊕ Tesla Inc	2.26	29.44	—	Consumer Cyclical
⊕ Alphabet Inc Class A	2.22	31.66	35.94	Communication Svc
⊕ Broadcom Inc	2.17	33.83	—	Technology
⊖ Alphabet Inc Class C	1.82	35.65	35.56	Communication Svc
⊕ Berkshire Hathaway Inc Class B	1.67	37.32	27.09	Financial Services
⊖ JPMorgan Chase & Co	1.35	38.67	43.63	Financial Services
⊕ Eli Lilly and Co	1.22	39.89	33.33	Healthcare
⊕ Visa Inc Class A	1.09	40.98	—	Financial Services
⊖ Exxon Mobil Corp	0.95	41.93	11.43	Energy
⊕ UnitedHealth Group Inc	0.93	42.86	-2.36	Healthcare

Total Holdings 507

⊕ Increase ⊖ Decrease ✱ New to Portfolio

Vanguard Dividend Growth Inv VDIGX

Morningstar Category Large Blend
Morningstar Index S&P 500 TR USD

Portfolio Manager(s)

Peter Fisher since 07-2022

Quantitative Screens

- Performance: The fund has finished in the Large Blend category's top three quartiles in 6 of the 10 years it's been in existence.
- Management: The fund's management team has been in place for less than three years.
- Style: The fund has landed in its primary style box — Large Blend — 90.91 % of the time over the past three years.
- Net Expense: The fund's expense ratio of 0.29 is 60.27% lower than the Large Blend category average.

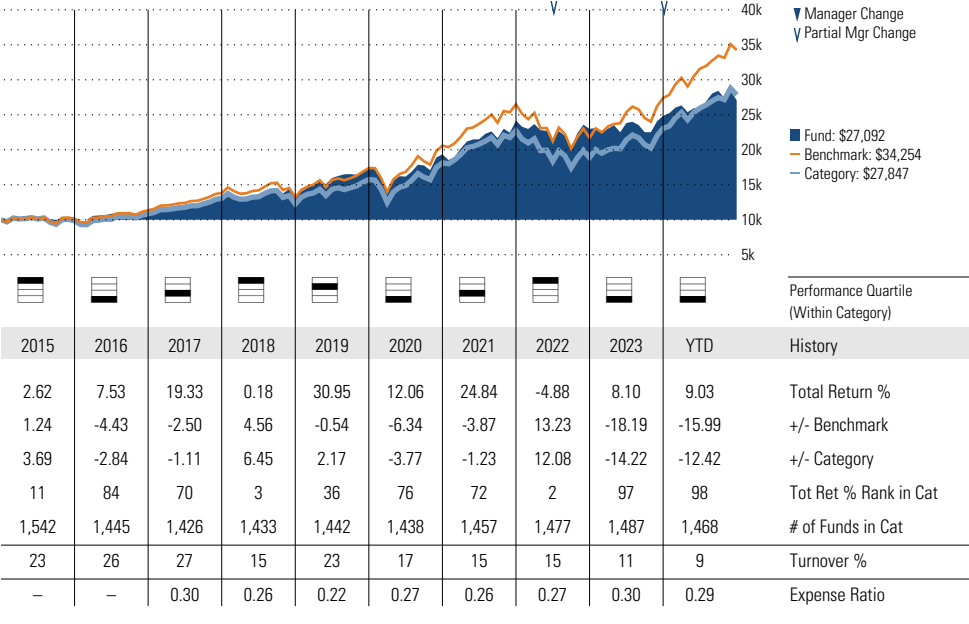
Morningstar Investment Management LLC Analysis

The fund fails the manager tenure screen due to a late-2023 departure. However, the new lead manager has been transitioning into the lead position over the past two years and pursues the fund's long-running strategy. This fund also fails our performance consistency screen. The team's conservative approach is reasonable and we maintain conviction in the fund.

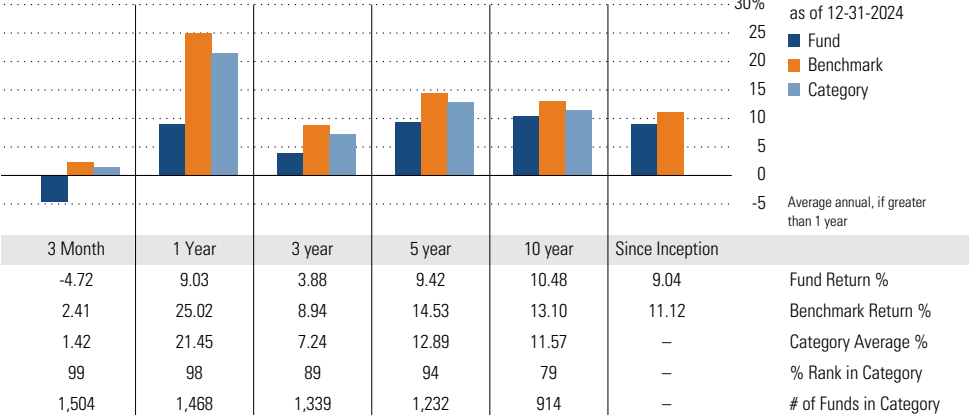
ESG Metrics

Metric	Rating	Updated
Sustainability Rating	4	11-30-2024
Carbon Risk Score	Low Risk	12-31-2022
ESG Commitment	2-Basic	02-15-2022

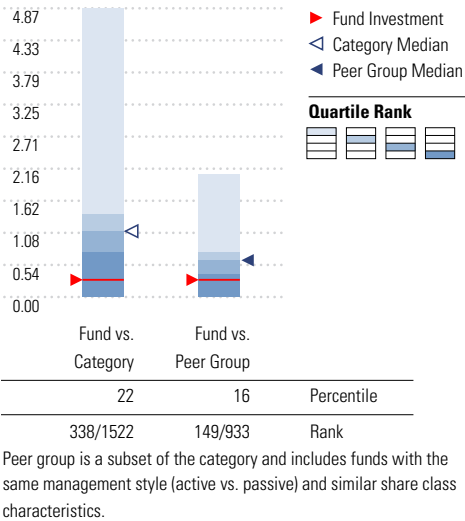
Growth of \$10,000



Trailing Performance



Net Expense



3-Year Risk Metrics

	Fund	Bmark	Cat
Alpha	-2.36	-	-1.12
Beta	0.71	-	0.95
R-Squared	78.64	-	94.60
Standard Deviation	13.84	17.40	16.91
Sharpe Ratio	0.04	0.34	0.25
Tracking Error	8.20	-	3.56
Information Ratio	-0.62	-	-1.26
Up Capture Ratio	66.87	-	92.39
Down Capture Ratio	76.84	-	96.94

Portfolio Metrics

	Fund	Bmark	Cat
Price/Earnings Ratio	26.96	27.14	27.37
Price/Book Ratio	6.89	4.77	4.95
Geom Avg Mkt Cap \$B	227.79	362.17	383.78
ROE	36.49	33.88	32.35

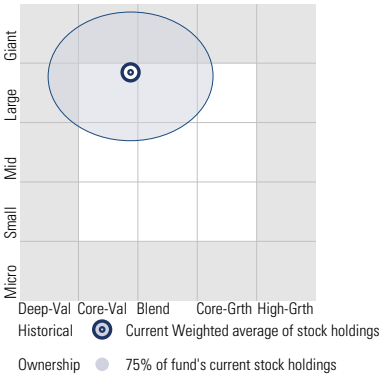
Vanguard Dividend Growth Inv VDIGX

Morningstar Category
Large Blend

Morningstar Index
S&P 500 TR USD

Style Analysis as of 12-31-2024

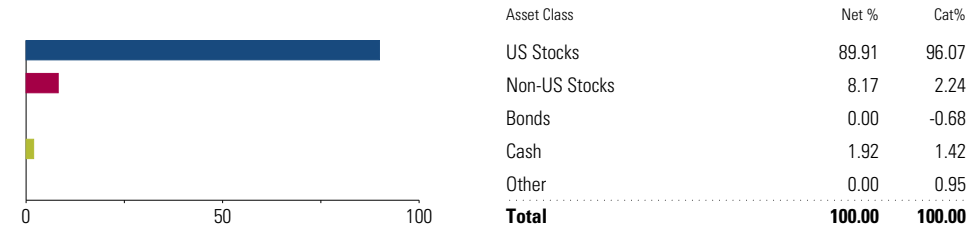
Morningstar Style Box™



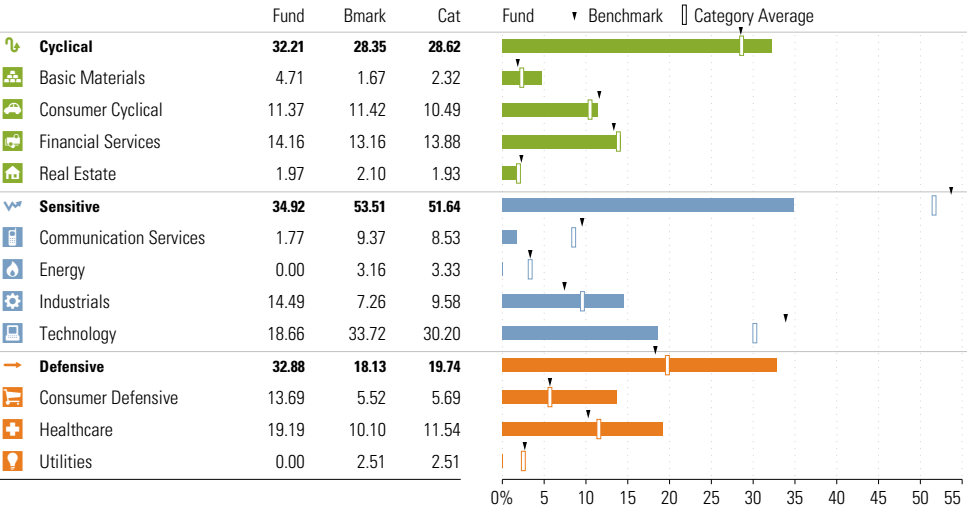
Style Breakdown



Asset Allocation as of 12-31-2024



Sector Weighting as of 12-31-2024



Top 15 Holdings as of 12-31-2024

Name	% Net Asset	Cumulative %	YTD Return %	Morningstar Sector
⊖ Apple Inc	4.46	4.46	30.58	Technology
⊖ Microsoft Corp	3.99	8.45	12.91	Technology
⊖ Stryker Corp	3.83	12.29	21.32	Healthcare
⊖ McDonald's Corp	3.80	16.09	0.05	Consumer Cyclical
⊖ UnitedHealth Group Inc	3.40	19.49	-2.36	Healthcare
⊖ Mastercard Inc Class A	3.13	22.62	24.08	Financial Services
⊕ Danaher Corp	3.13	25.75	-0.31	Healthcare
⊖ Accenture PLC Class A	3.11	28.86	1.78	Technology
⊖ Honeywell International Inc	3.02	31.89	9.80	Industrials
⊖ Visa Inc Class A	2.94	34.83	—	Financial Services
⊕ Diageo PLC	2.85	37.68	—	Consumer Defensive
⊖ Procter & Gamble Co	2.81	40.49	17.11	Consumer Defensive
⊖ TJX Companies Inc	2.81	43.29	30.34	Consumer Cyclical
⊖ Linde PLC	2.77	46.06	3.29	Basic Materials
⊖ Abbott Laboratories	2.71	48.78	4.76	Healthcare

Total Holdings 56

⊕ Increase ⊖ Decrease ✱ New to Portfolio

Vanguard Inflation-Protected Secs Adm VAIPX

Morningstar Category
Inflation-Protected Bond

Morningstar Index
Bloomberg US Treasury US TIPS TR USD

Portfolio Manager(s)

John Madziyire since 11-2021

Quantitative Screens

- ✔ **Performance:** The fund has finished in the Inflation-Protected Bond category's top three quartiles in 10 of the 10 years it's been in existence.
- ✔ **Management:** The fund's management has been in place for 3.15 years.
- Style Consistency is not calculated for Fixed Income funds.
- ✔ **Net Expense:** The fund's expense ratio of 0.1 is 85.07% lower than the Inflation-Protected Bond category average.

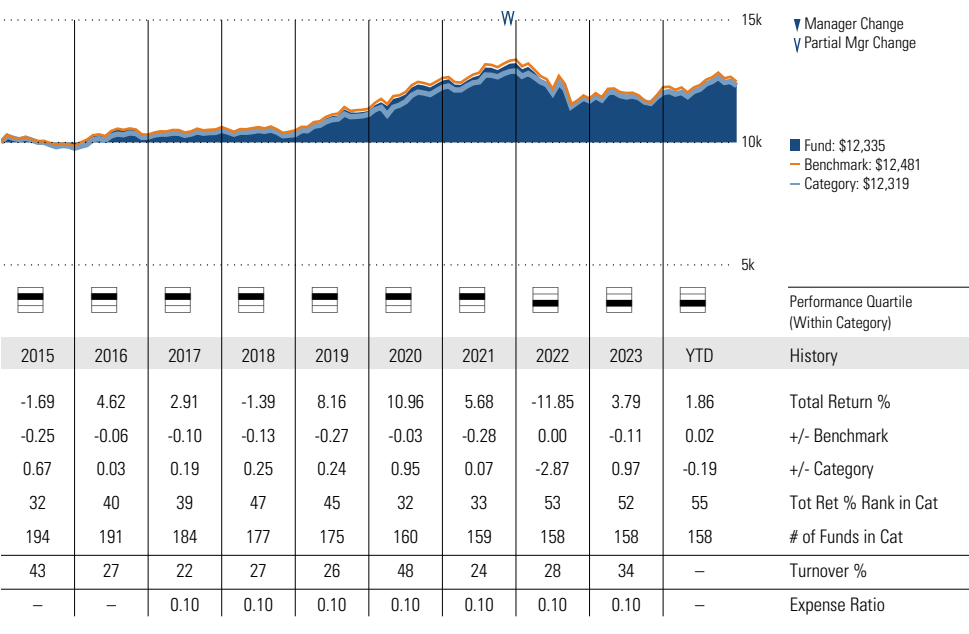
Morningstar Investment Management LLC Analysis

This fund passes all of Morningstar Investment Management's quantitative screens. Morningstar Investment Management has also assessed the fund from a qualitative perspective and, as a fiduciary, is comfortable recommending the fund's use in retirement plans.

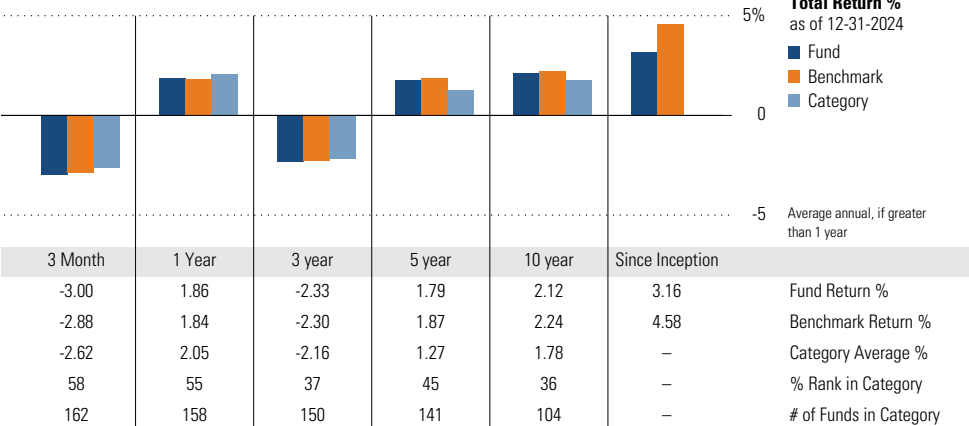
ESG Metrics

Metric	Rating	Updated
Sustainability Rating	3	11-30-2024

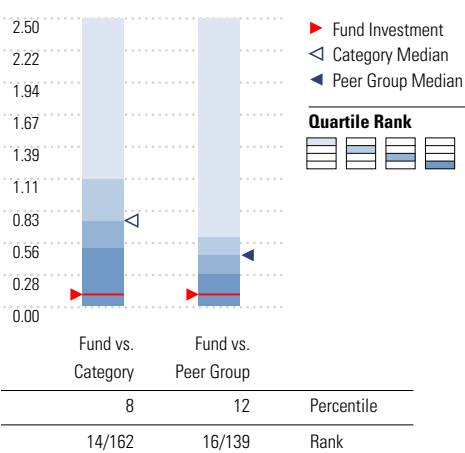
Growth of \$10,000



Trailing Performance



Net Expense



Peer group is a subset of the category and includes funds with the same management style (active vs. passive) and similar share class characteristics.

3-Year Risk Metrics

	Fund	Bmark	Cat
Alpha	-0.05	—	-0.11
Beta	0.99	—	1.00
R-Squared	99.77	—	96.62
Standard Deviation	7.21	7.24	7.88
Sharpe Ratio	-0.89	-0.88	-0.87
Tracking Error	0.35	—	1.65
Information Ratio	-0.09	—	-0.38
Up Capture Ratio	99.91	—	100.17
Down Capture Ratio	100.20	—	101.63

Portfolio Metrics

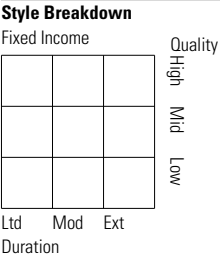
	Fund	Bmark	Cat
Avg Eff Duration	6.39	4.52	6.06
Avg Eff Maturity	7.20	—	7.05

Vanguard Inflation-Protected Secs Adm VAIPX

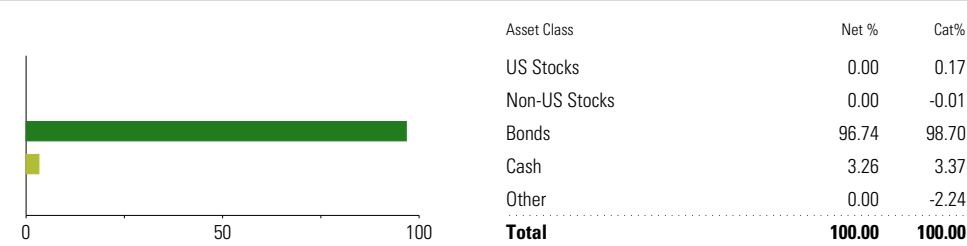
Morningstar Category
Inflation-Protected Bond

Morningstar Index
Bloomberg US Treasury US TIPS TR USD

Style Analysis as of 12-31-2024

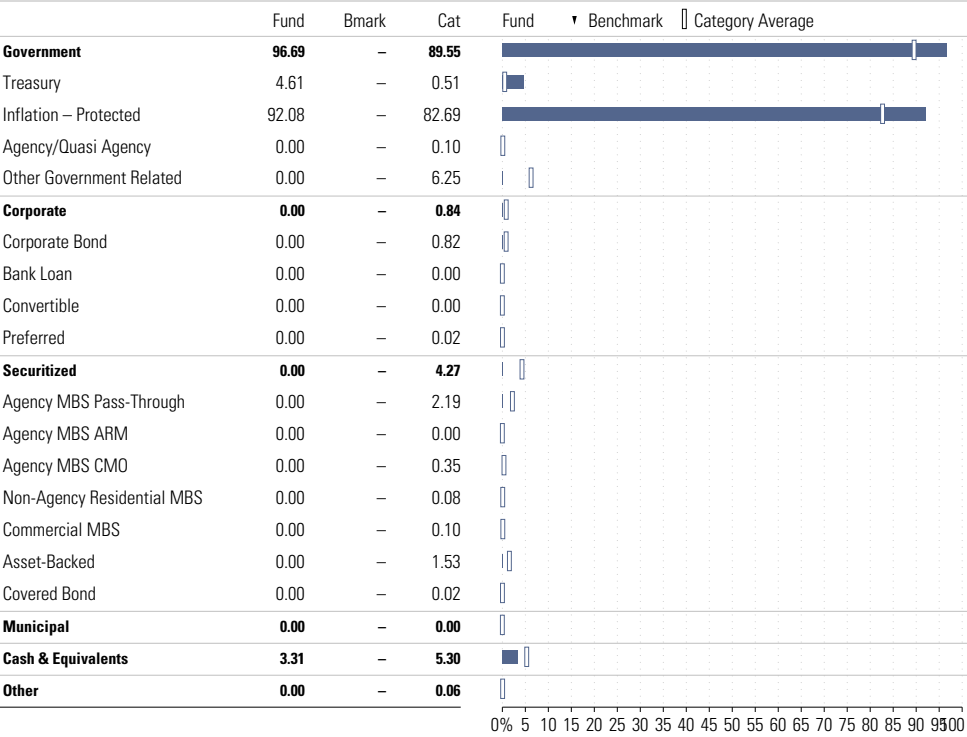


Asset Allocation as of 12-31-2024



Credit Rating Breakdown	Fund	Bmark	Cat
AAA	96.82	0.00	23.64
AA	0.00	99.60	70.55
A	0.00	0.00	0.76
BBB	0.00	0.00	1.43
BB	0.00	0.00	0.23
B	0.00	0.00	0.03
Below B	0.00	0.00	0.14
Not Rated	3.18	0.40	3.23

Sector Weighting as of 12-31-2024



Top 10 Holdings as of 12-31-2024

Name	Maturity Date	% Net Asset	Cumulative %	Fixed Income Sector
⊖ United States Treasury Notes	—	3.97	3.97	—
⊕ United States Treasury Notes	—	3.80	7.77	—
⊖ United States Treasury Notes	—	3.62	11.40	—
⊖ United States Treasury Notes	—	3.37	14.77	—
⊖ United States Treasury Notes	—	3.36	18.13	—
⊖ United States Treasury Notes	—	3.35	21.48	—
⊖ United States Treasury Notes	—	3.32	24.80	—
⊕ Mktliq 12/31/2049	—	3.31	28.11	—
⊖ United States Treasury Notes	—	3.25	31.36	—
⊖ United States Treasury Notes	—	3.15	34.51	—

Total Holdings 62

⊕ Increase ⊖ Decrease ✱ New to Portfolio



Vanguard Mid Cap Index Admiral VIMAX

Morningstar Category
Mid-Cap Blend
Morningstar Index
Russell Mid Cap TR USD

Portfolio Manager(s)

Aur lie Denis since 02-2023
Aaron Choi since 08-2023

Quantitative Screens

- Performance: The fund has finished in the Mid-Cap Blend category's top three quartiles in 9 of the 10 years it's been in existence.
- Management: The fund's management team has been in place for less than three years.
- Style: The fund has landed in its primary style box — Mid-Cap Blend — 100 % of the time over the past three years.
- Net Expense: The fund's expense ratio of 0.05 is 93.83% lower than the Mid-Cap Blend category average.

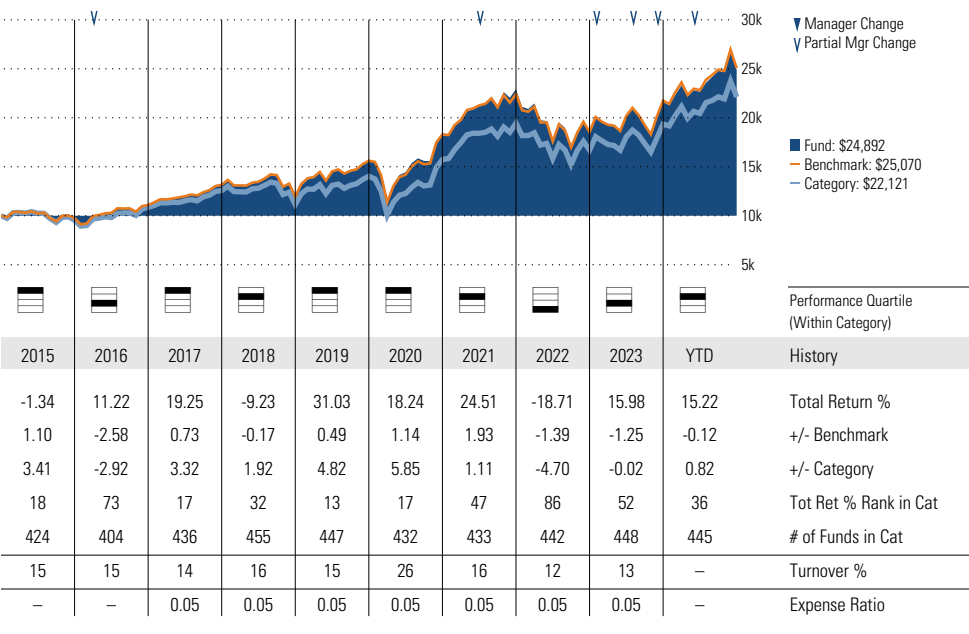
Morningstar Investment Management LLC Analysis

This fund fails the manager tenure screen due to the retirement of a long-serving manager. Since this is a team-managed index fund, we are not concerned about the change.

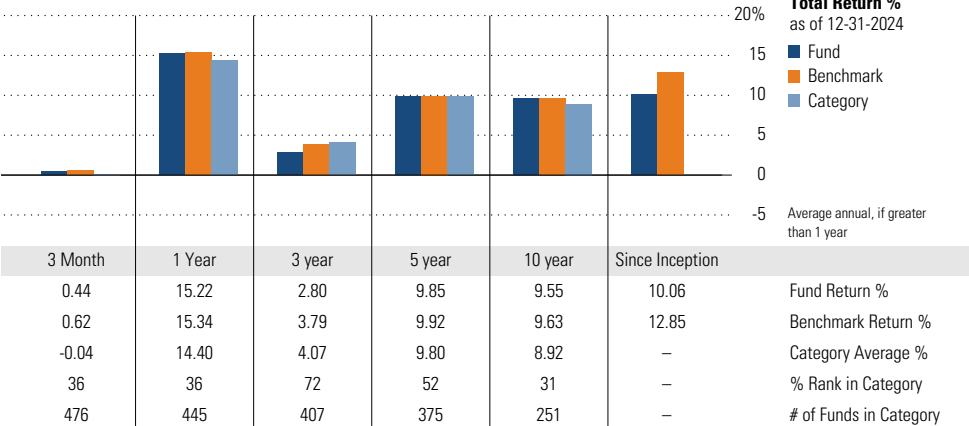
ESG Metrics

Metric	Rating	Updated
Sustainability Rating	4	11-30-2024
Carbon Risk Score	Medium Risk	12-31-2022
ESG Commitment	1-Low	02-15-2022

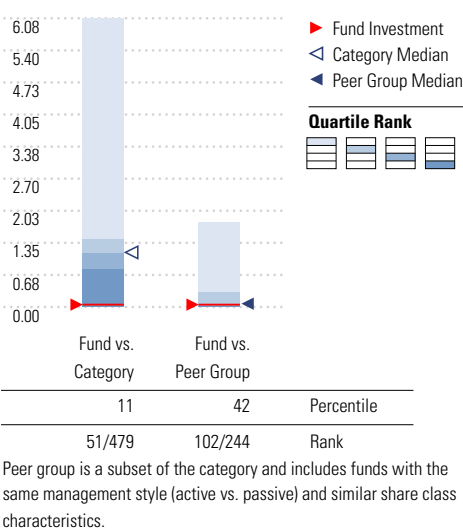
Growth of \$10,000



Trailing Performance



Net Expense



3-Year Risk Metrics

	Fund	Bmark	Cat
Alpha	-0.91	—	0.07
Beta	0.98	—	0.97
R-Squared	99.67	—	94.51
Standard Deviation	19.85	20.25	20.10
Sharpe Ratio	0.02	0.08	0.07
Tracking Error	1.22	—	4.73
Information Ratio	-0.81	—	-0.11
Up Capture Ratio	96.45	—	96.47
Down Capture Ratio	99.59	—	96.55

Portfolio Metrics

	Fund	Bmark	Cat
Price/Earnings Ratio	22.59	21.22	20.23
Price/Book Ratio	3.12	2.85	3.07
Geom Avg Mkt Cap \$B	34.27	22.04	14.13
ROE	20.11	18.64	22.37

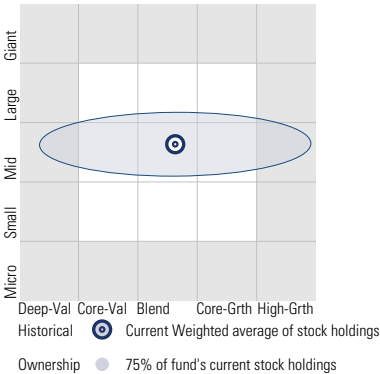
Vanguard Mid Cap Index Admiral VIMAX

Morningstar Category
Mid-Cap Blend

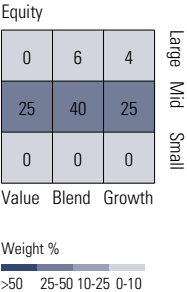
Morningstar Index
Russell Mid Cap TR USD

Style Analysis as of 12-31-2024

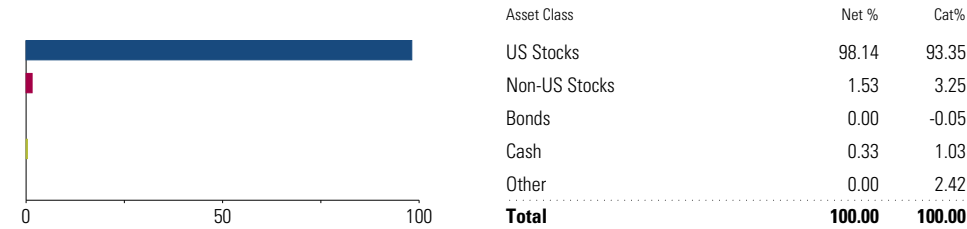
Morningstar Style Box™



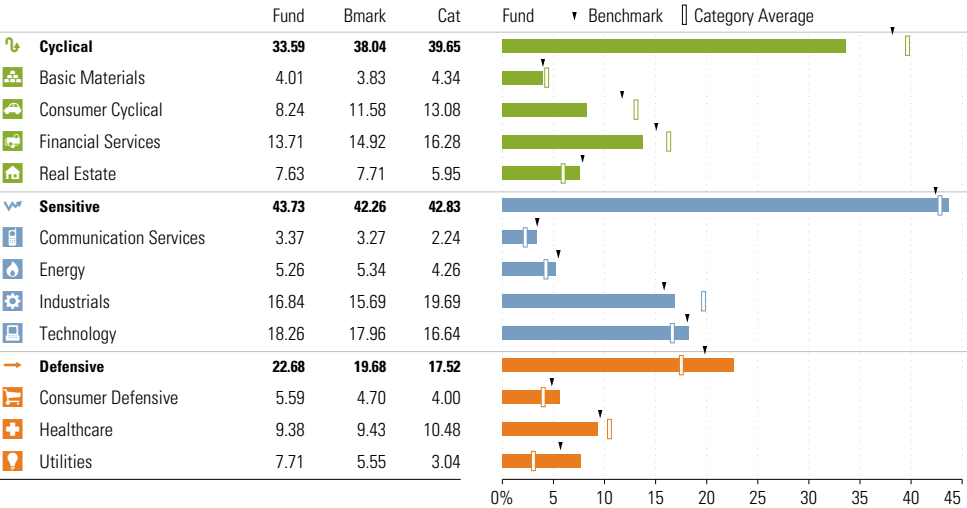
Style Breakdown



Asset Allocation as of 12-31-2024



Sector Weighting as of 12-31-2024



Top 15 Holdings as of 12-31-2024

Name	% Net Asset	Cumulative %	YTD Return %	Morningstar Sector
⊕ Amphenol Corp Class A	1.02	1.02	41.23	Technology
⊕ Welltower Inc	0.95	1.97	42.61	Real Estate
⊖ Palantir Technologies Inc Ordinary Shares - Class A	0.94	2.91	—	Technology
⊕ Motorola Solutions Inc	0.94	3.85	48.92	Technology
⊕ Arthur J. Gallagher & Co	0.86	4.71	27.29	Financial Services
⊕ Constellation Energy Corp	0.86	5.56	—	Utilities
⊕ TransDigm Group Inc	0.82	6.39	32.69	Industrials
⊕ Digital Realty Trust Inc	0.71	7.10	35.39	Real Estate
⊕ ONEOK Inc	0.71	7.81	48.62	Energy
⊕ Carrier Global Corp Ordinary Shares	0.71	8.52	—	Industrials
⊕ Royal Caribbean Group	0.68	9.20	78.89	Consumer Cyclical
⊕ DoorDash Inc Ordinary Shares - Class A	0.67	9.86	—	Communication Svc
⊕ PACCAR Inc	0.66	10.53	10.79	Industrials
⊖ Ameriprise Financial Inc	0.63	11.15	41.70	Financial Services
⊕ Allstate Corp	0.62	11.77	40.36	Financial Services

Total Holdings 319

⊕ Increase ⊖ Decrease ✱ New to Portfolio

Vanguard Target Retirement 2020 Fund VTWNX

Morningstar Category
Target-Date 2020

Morningstar Index
Morningstar Lifetime Mod 2020 TR USD

Portfolio Manager(s)

Walter Nejman since 02-2013
Aur lie Denis since 02-2023
Michael Roach since 02-2023
Roger Aliaga-Diaz since 02-2023

Quantitative Screens

- Performance: The fund has finished in the Target-Date 2020 category's top three quartiles in 10 of the 10 years it's been in existence.
- Management: The fund's management has been in place for 11.86 years.
- Style: The fund has landed in its primary style box — Large Blend — 100 % of the time over the past three years.
- Net Expense: The fund's expense ratio of 0.08 is 84.91% lower than the Target-Date 2020 category average.

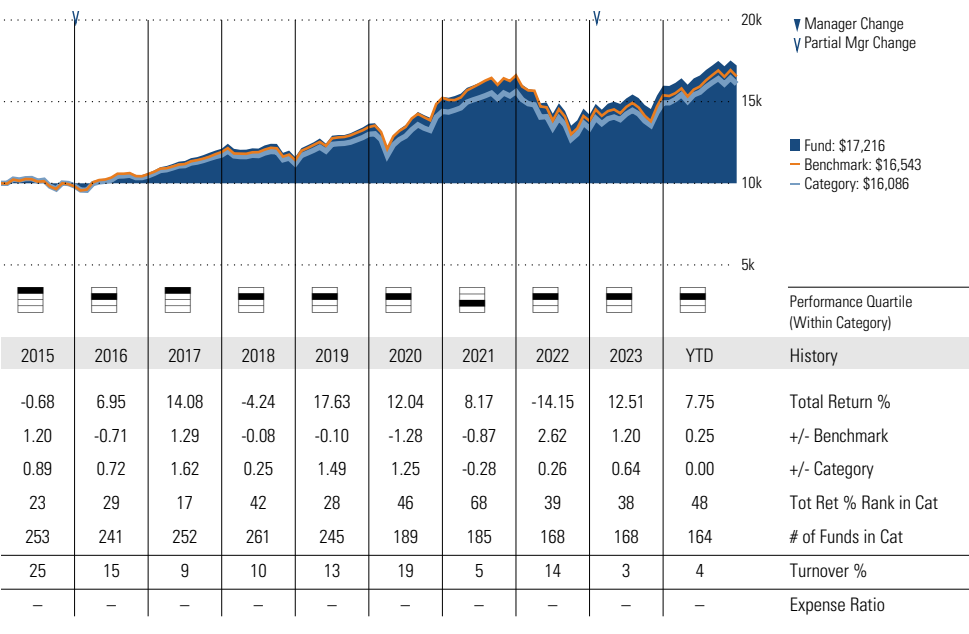
Morningstar Investment Management LLC Analysis

This fund passes all of Morningstar Investment Management's quantitative screens. Morningstar Investment Management has also assessed the fund from a qualitative perspective and, as a fiduciary, is comfortable recommending the fund's use in retirement plans.

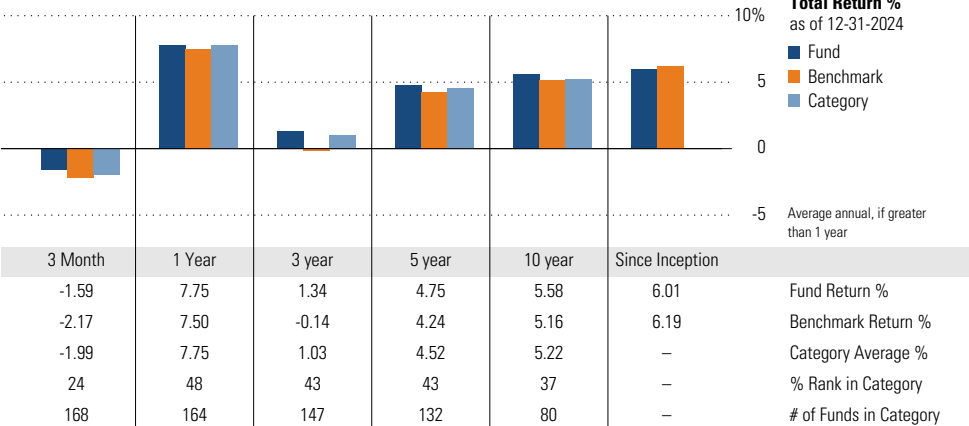
ESG Metrics

Metric	Rating	Updated
Sustainability Rating	3	11-30-2024
ESG Commitment	1-Low	02-15-2022

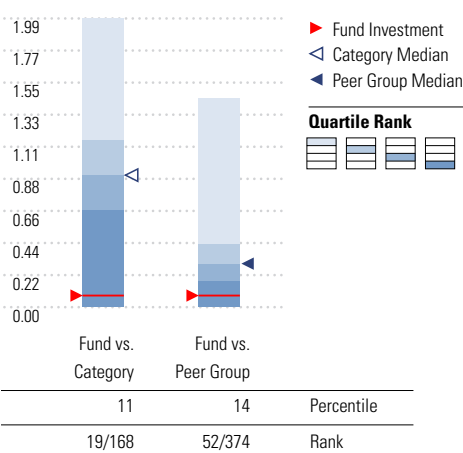
Growth of \$10,000



Trailing Performance



Net Expense



Peer group is a subset of the category and includes funds with the same management style (active vs. passive) and similar share class characteristics.

3-Year Risk Metrics

	Fund	Bmark	Cat
Alpha	1.37	-	1.10
Beta	0.86	-	0.89
R-Squared	99.00	-	98.62
Standard Deviation	10.27	11.92	10.67
Sharpe Ratio	-0.23	-0.31	-0.25
Tracking Error	1.99	-	1.91
Information Ratio	0.74	-	0.63
Up Capture Ratio	90.52	-	92.93
Down Capture Ratio	82.42	-	86.43

Portfolio Metrics

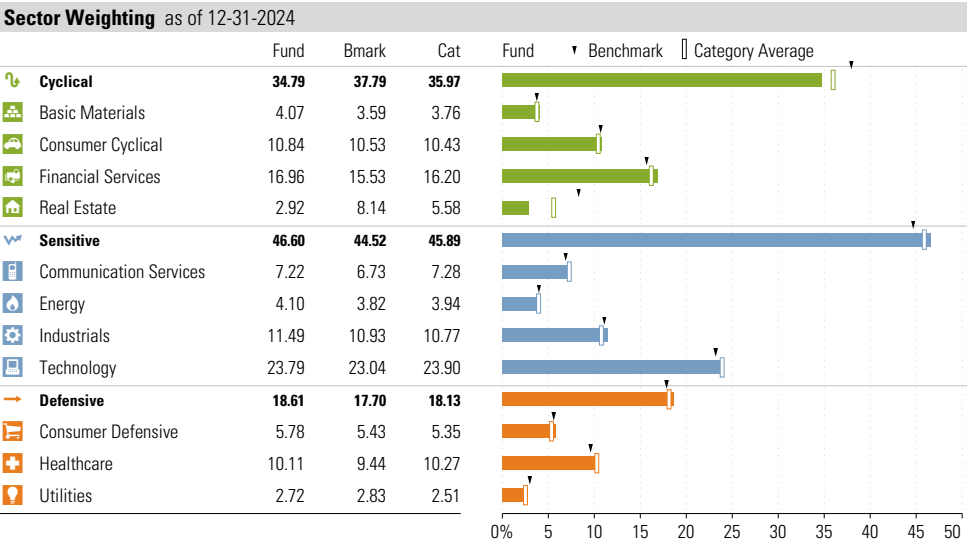
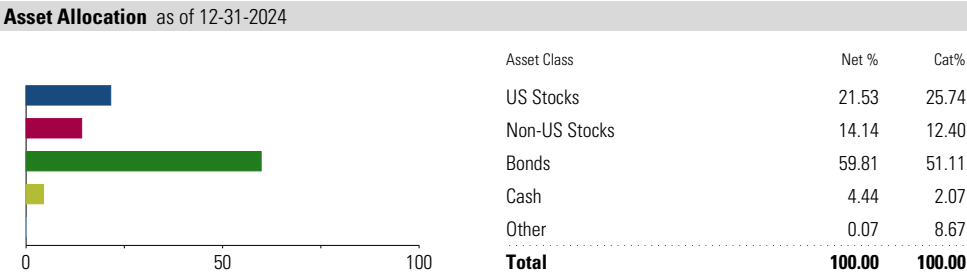
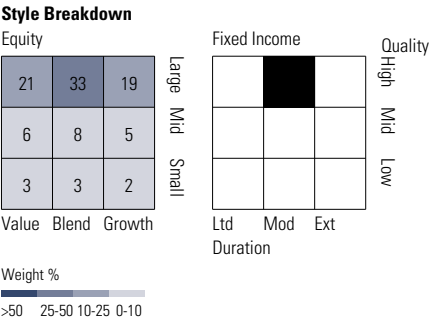
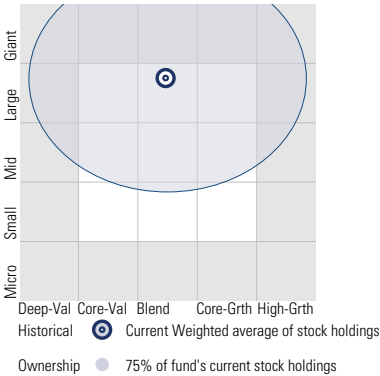
	Fund	Bmark	Cat
Price/Earnings Ratio	20.29	21.41	21.56
Price/Book Ratio	2.62	2.77	2.87
Avg Eff Duration	5.53	-	4.83

Vanguard Target Retirement 2020 Fund VTWNX

Morningstar Category
Target-Date 2020

Morningstar Index
Morningstar Lifetime Mod 2020 TR USD

Style Analysis as of 12-31-2024
Morningstar Style Box™



Top 7 Holdings as of 12-31-2024						
Name	Maturity Date	% Net Asset	Cumulative %	YTD Return %	Morningstar Sector	
⊕ Vanguard Total Bond Market II Idx Inv	—	34.33	34.33	—	—	
⊖ Vanguard Total Stock Mkt Idx Instl Pls	—	21.64	55.97	—	—	
⊕ Vanguard Total Intl Bd II Idx Instl	—	15.22	71.19	—	—	
⊖ Vanguard Total Intl Stock Index Inv	—	14.46	85.66	—	—	
⊕ Vanguard Shrt-Term Infl-Prot Sec Idx Adm	—	13.70	99.36	—	—	
⊖ Mktliq 12/31/2049	—	0.63	99.99	—	—	
⊖ Us Dollar	—	0.01	100.00	—	—	

Total Holdings 7

⊕ Increase ⊖ Decrease ✱ New to Portfolio

Vanguard Target Retirement 2025 Fund VTTVX

Morningstar Category
Target-Date 2025

Morningstar Index
Morningstar Lifetime Mod 2025 TR USD

Portfolio Manager(s)

Walter Nejman since 02-2013
Aur lie Denis since 02-2023
Michael Roach since 02-2023
Roger Aliaga-Diaz since 02-2023

Quantitative Screens

- Performance: The fund has finished in the Target-Date 2025 category's top three quartiles in 10 of the 10 years it's been in existence.
- Management: The fund's management has been in place for 11.86 years.
- Style: The fund has landed in its primary style box — Large Blend — 100 % of the time over the past three years.
- Net Expense: The fund's expense ratio of 0.08 is 85.96% lower than the Target-Date 2025 category average.

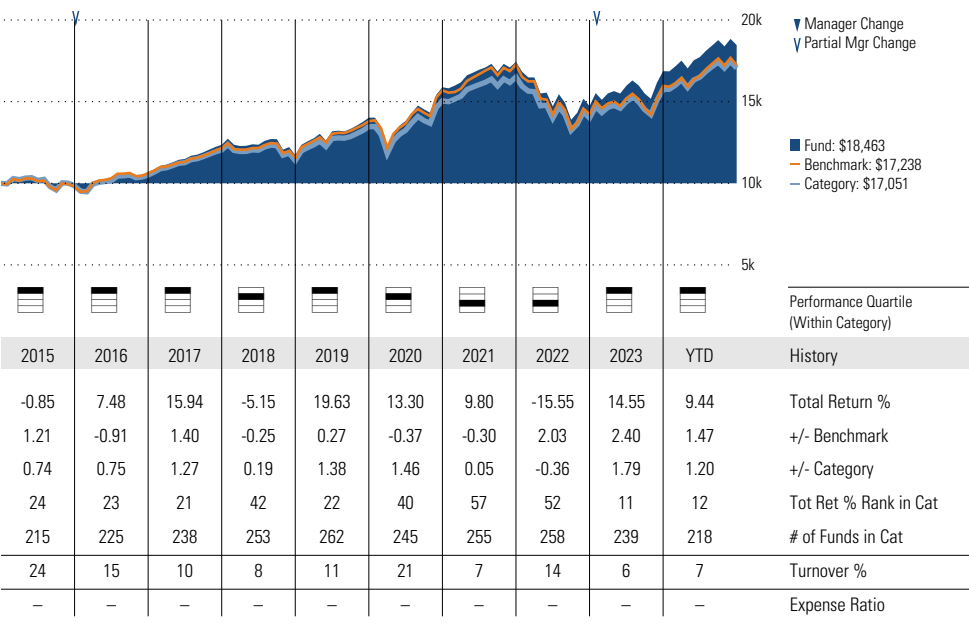
Morningstar Investment Management LLC Analysis

This fund passes all of Morningstar Investment Management's quantitative screens. Morningstar Investment Management has also assessed the fund from a qualitative perspective and, as a fiduciary, is comfortable recommending the fund's use in retirement plans.

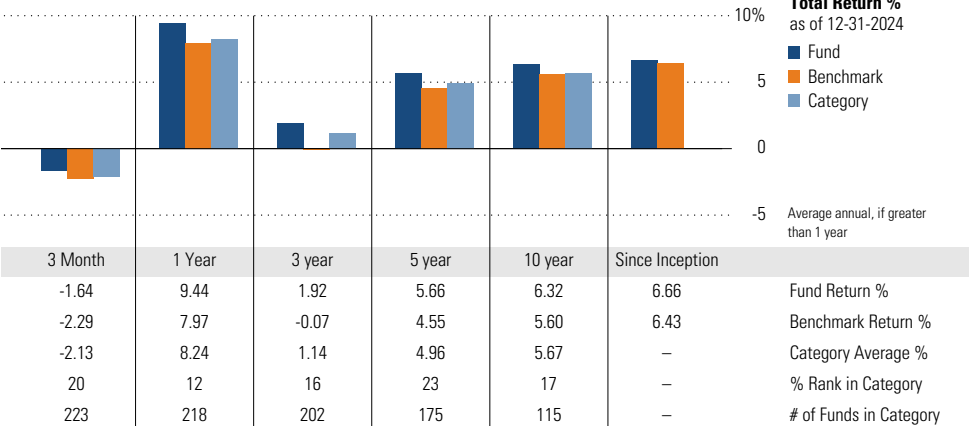
ESG Metrics

Metric	Rating	Updated
Sustainability Rating	3	11-30-2024
Carbon Risk Score	Low Risk	12-31-2022
ESG Commitment	1-Low	02-15-2022

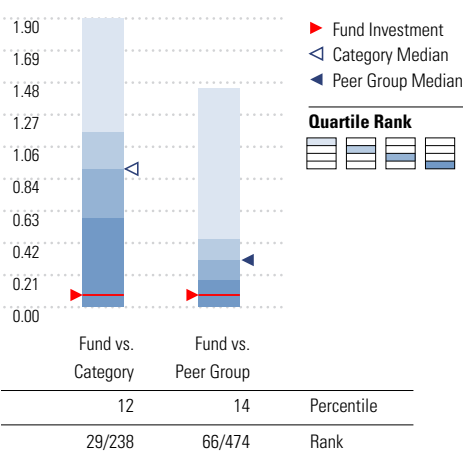
Growth of \$10,000



Trailing Performance



Net Expense



Peer group is a subset of the category and includes funds with the same management style (active vs. passive) and similar share class characteristics.

3-Year Risk Metrics

	Fund	Bmark	Cat
Alpha	1.91	-	1.21
Beta	0.92	-	0.87
R-Squared	99.04	-	98.20
Standard Deviation	11.82	12.81	11.20
Sharpe Ratio	-0.14	-0.27	-0.21
Tracking Error	1.56	-	2.29
Information Ratio	1.27	-	0.63
Up Capture Ratio	97.82	-	90.35
Down Capture Ratio	87.42	-	83.70

Portfolio Metrics

	Fund	Bmark	Cat
Price/Earnings Ratio	20.34	21.21	21.70
Price/Book Ratio	2.63	2.74	2.89
Avg Eff Duration	5.80	-	4.84

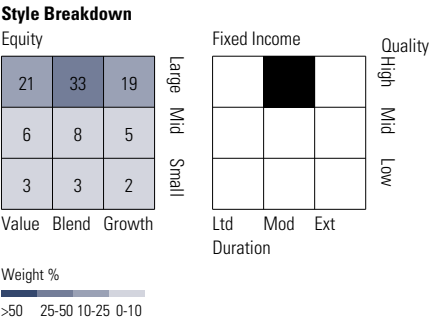
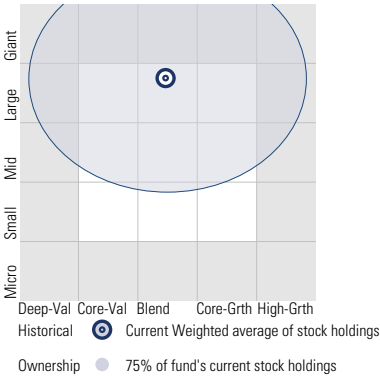
Vanguard Target Retirement 2025 Fund VTTVX

Morningstar Category
Target-Date 2025

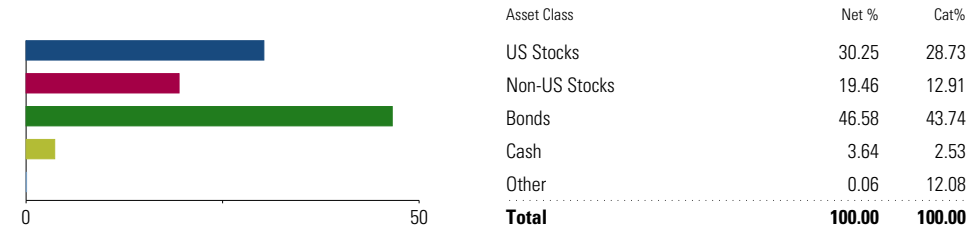
Morningstar Index
Morningstar Lifetime Mod 2025 TR USD

Style Analysis as of 12-31-2024

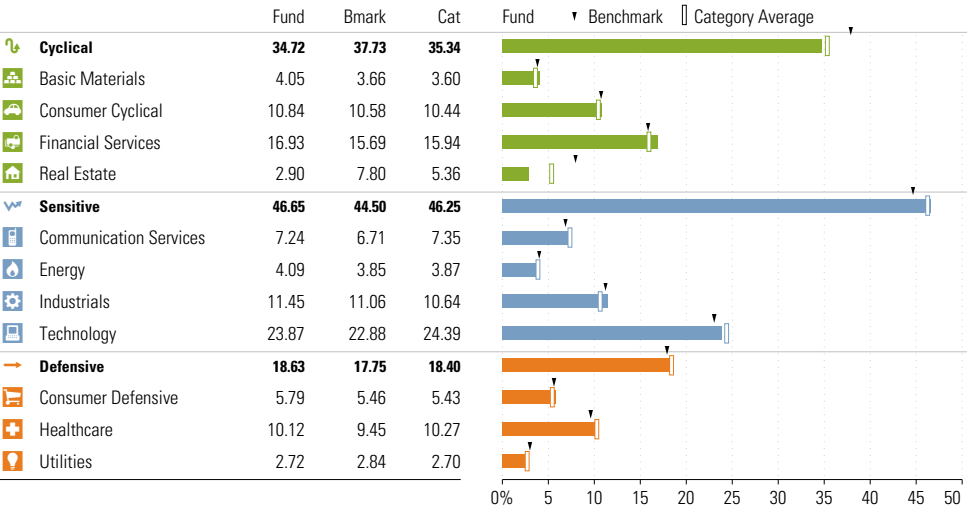
Morningstar Style Box™



Asset Allocation as of 12-31-2024



Sector Weighting as of 12-31-2024



Top 7 Holdings as of 12-31-2024

Name	Maturity Date	% Net Asset	Cumulative %	YTD Return %	Morningstar Sector
⊖ Vanguard Total Stock Mkt Idx Instl Pls	—	30.41	30.41	—	—
⊕ Vanguard Total Bond Market II Idx Inv	—	29.25	59.65	—	—
⊕ Vanguard Total Intl Stock Index Inv	—	19.90	79.55	—	—
⊕ Vanguard Total Intl Bd II Idx Instl	—	12.90	92.45	—	—
⊕ Vanguard Shrt-Term Infl-Prot Sec Idx Adm	—	7.00	99.45	—	—
⊖ Mktliq 12/31/2049	—	0.57	100.02	—	—
⊕ Us Dollar	—	0.02	100.04	—	—

Total Holdings 7

⊕ Increase ⊖ Decrease ✖ New to Portfolio

Vanguard Target Retirement 2030 Fund VTHRX

Morningstar Category
Target-Date 2030

Morningstar Index
Morningstar Lifetime Mod 2030 TR USD

Portfolio Manager(s)

Walter Nejman since 02-2013
Aur lie Denis since 02-2023
Michael Roach since 02-2023
Roger Aliaga-Diaz since 02-2023

Quantitative Screens

- Performance: The fund has finished in the Target-Date 2030 category's top three quartiles in 10 of the 10 years it's been in existence.
- Management: The fund's management has been in place for 11.86 years.
- Style: The fund has landed in its primary style box — Large Blend — 100 % of the time over the past three years.
- Net Expense: The fund's expense ratio of 0.08 is 86.21% lower than the Target-Date 2030 category average.

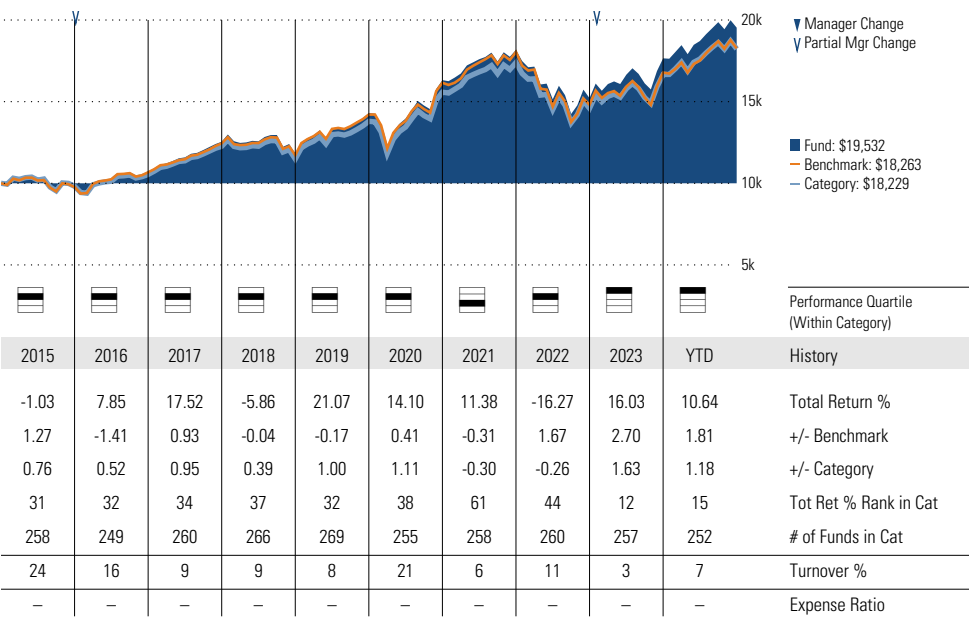
Morningstar Investment Management LLC Analysis

This fund passes all of Morningstar Investment Management's quantitative screens. Morningstar Investment Management has also assessed the fund from a qualitative perspective and, as a fiduciary, is comfortable recommending the fund's use in retirement plans.

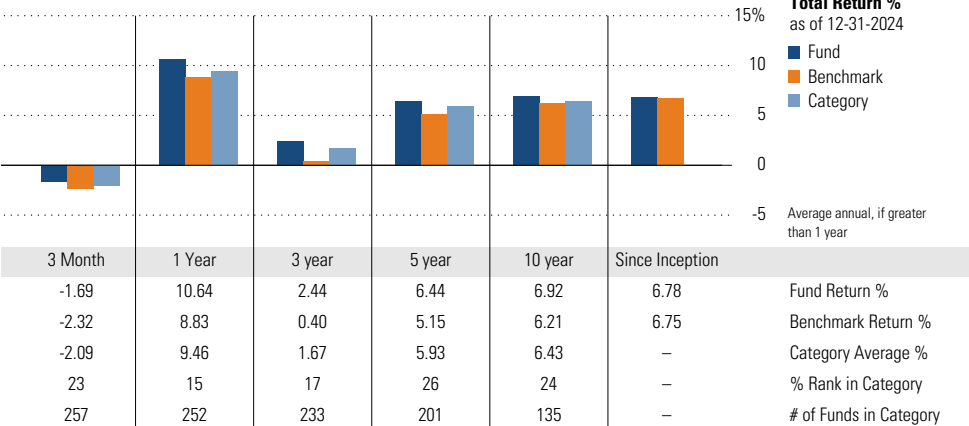
ESG Metrics

Metric	Rating	Updated
Sustainability Rating	3	11-30-2024
Carbon Risk Score	Low Risk	12-31-2022
ESG Commitment	1-Low	02-15-2022

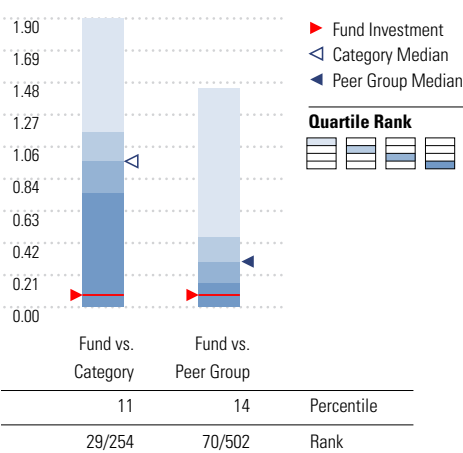
Growth of \$10,000



Trailing Performance



Net Expense



Peer group is a subset of the category and includes funds with the same management style (active vs. passive) and similar share class characteristics.

3-Year Risk Metrics

	Fund	Bmark	Cat
Alpha	1.98	-	1.30
Beta	0.94	-	0.90
R-Squared	99.07	-	98.48
Standard Deviation	12.87	13.70	12.45
Sharpe Ratio	-0.08	-0.21	-0.14
Tracking Error	1.53	-	2.05
Information Ratio	1.33	-	0.71
Up Capture Ratio	99.41	-	93.95
Down Capture Ratio	89.37	-	87.36

Portfolio Metrics

	Fund	Bmark	Cat
Price/Earnings Ratio	20.46	21.01	21.75
Price/Book Ratio	2.66	2.70	2.98
Avg Eff Duration	6.30	-	5.41

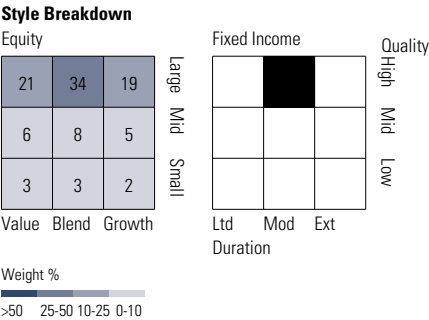
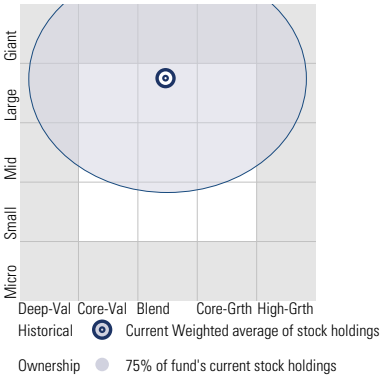
Vanguard Target Retirement 2030 Fund VTHRX

Morningstar Category
Target-Date 2030

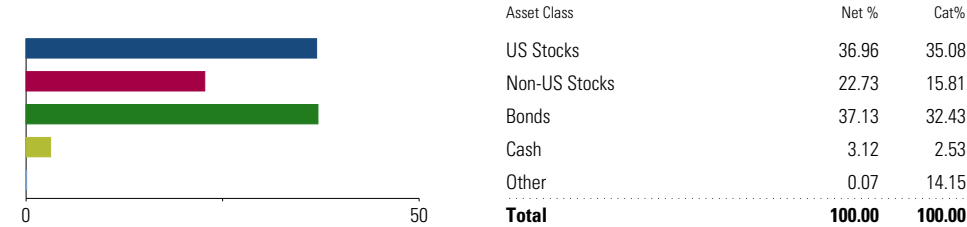
Morningstar Index
Morningstar Lifetime Mod 2030 TR USD

Style Analysis as of 12-31-2024

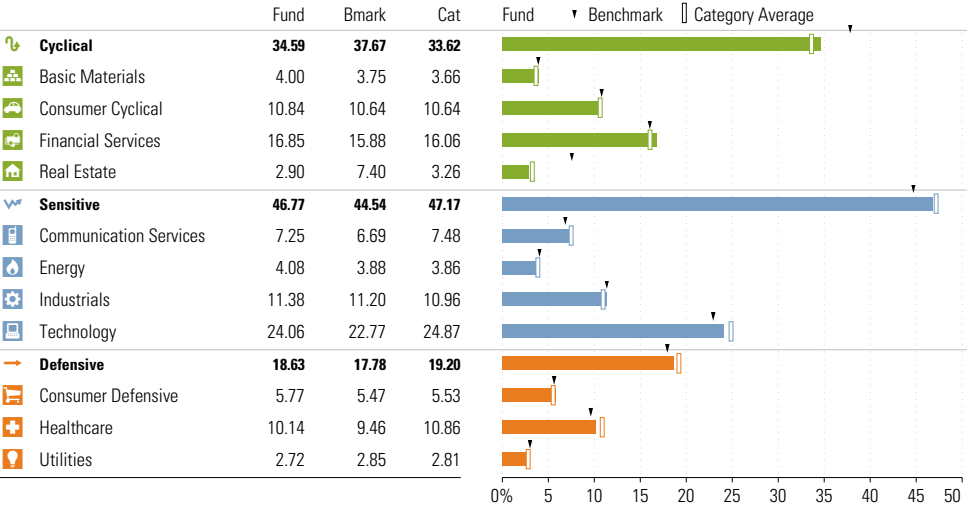
Morningstar Style Box™



Asset Allocation as of 12-31-2024



Sector Weighting as of 12-31-2024



Top 6 Holdings as of 12-31-2024

Name	Maturity Date	% Net Asset	Cumulative %	YTD Return %	Morningstar Sector
⊖ Vanguard Total Stock Mkt Idx Instl Pls	—	37.15	37.15	—	—
⊕ Vanguard Total Bond Market II Idx Inv	—	27.28	64.43	—	—
⊕ Vanguard Total Intl Stock Index Inv	—	23.23	87.66	—	—
⊕ Vanguard Total Intl Bd II Idx Instl	—	11.73	99.39	—	—
⊖ Mktliq 12/31/2049	—	0.60	99.99	—	—
⊖ Us Dollar	—	0.01	100.00	—	—

Total Holdings 6

⊕ Increase ⊖ Decrease ✱ New to Portfolio

Vanguard Target Retirement 2035 Fund VTTHX

Morningstar Category
Target-Date 2035

Morningstar Index
Morningstar Lifetime Mod 2035 TR USD

Portfolio Manager(s)

Walter Nejman since 02-2013
Aur lie Denis since 02-2023
Michael Roach since 02-2023
Roger Aliaga-Diaz since 02-2023

Quantitative Screens

- Performance:** The fund has finished in the Target-Date 2035 category's top three quartiles in 9 of the 10 years it's been in existence.
- Management:** The fund's management has been in place for 11.86 years.
- Style:** The fund has landed in its primary style box — Large Blend — 96.97 % of the time over the past three years.
- Net Expense:** The fund's expense ratio of 0.08 is 86.21% lower than the Target-Date 2035 category average.

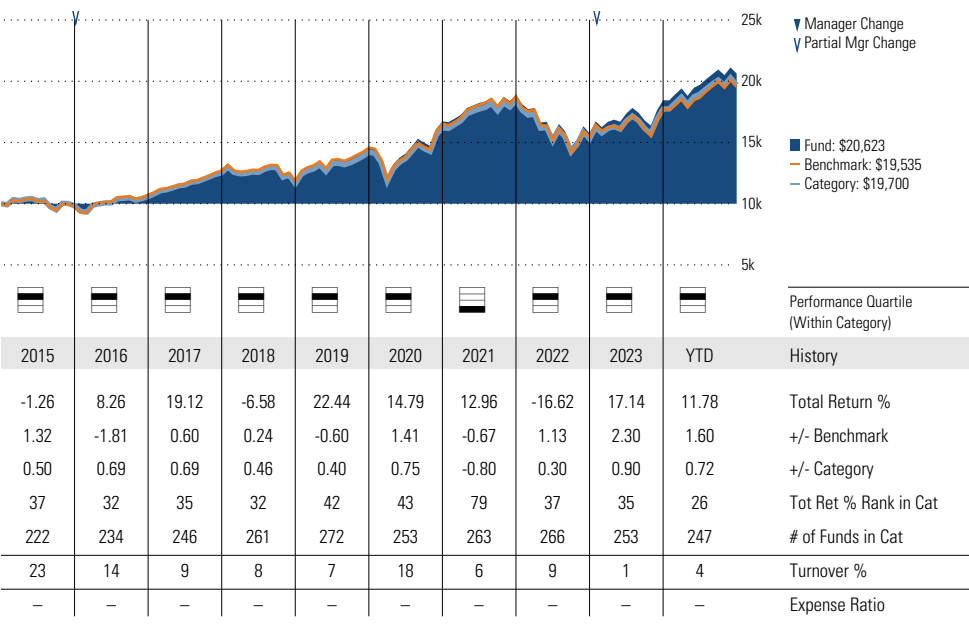
Morningstar Investment Management LLC Analysis

This fund passes all of Morningstar Investment Management's quantitative screens. Morningstar Investment Management has also assessed the fund from a qualitative perspective and, as a fiduciary, is comfortable recommending the fund's use in retirement plans.

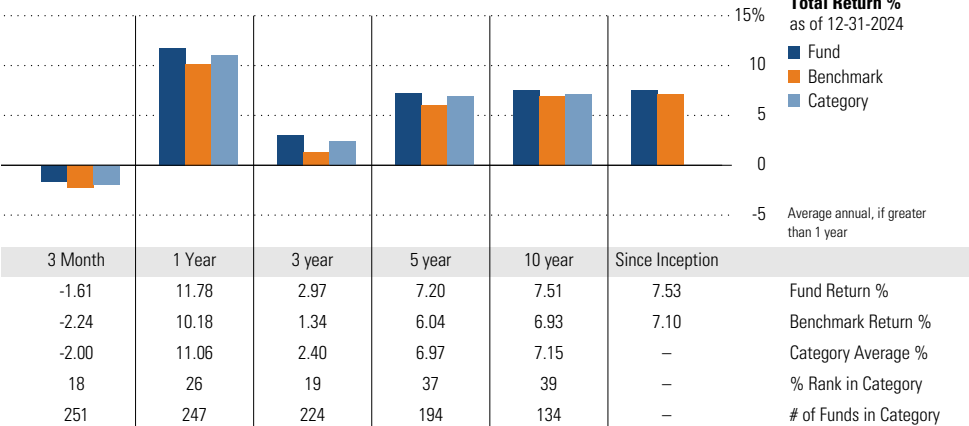
ESG Metrics

Metric	Rating	Updated
Sustainability Rating	3	11-30-2024
Carbon Risk Score	Low Risk	12-31-2022
ESG Commitment	1-Low	02-15-2022

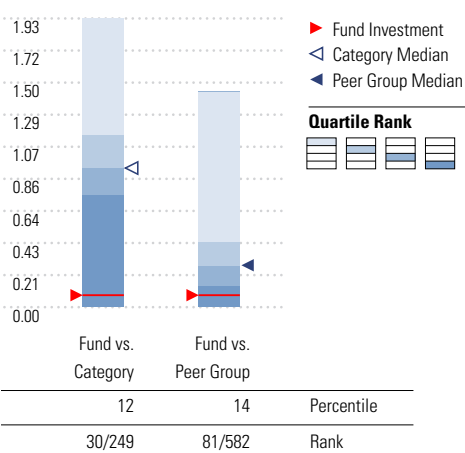
Growth of \$10,000



Trailing Performance



Net Expense



Peer group is a subset of the category and includes funds with the same management style (active vs. passive) and similar share class characteristics.

3-Year Risk Metrics

	Fund	Bmark	Cat
Alpha	1.64	-	1.19
Beta	0.93	-	0.94
R-Squared	99.07	-	98.44
Standard Deviation	13.65	14.58	13.75
Sharpe Ratio	-0.03	-0.13	-0.06
Tracking Error	1.65	-	1.95
Information Ratio	0.99	-	0.61
Up Capture Ratio	97.54	-	96.74
Down Capture Ratio	89.80	-	91.15

Portfolio Metrics

	Fund	Bmark	Cat
Price/Earnings Ratio	20.45	20.81	21.64
Price/Book Ratio	2.65	2.67	2.95
Avg Eff Duration	6.30	-	6.30

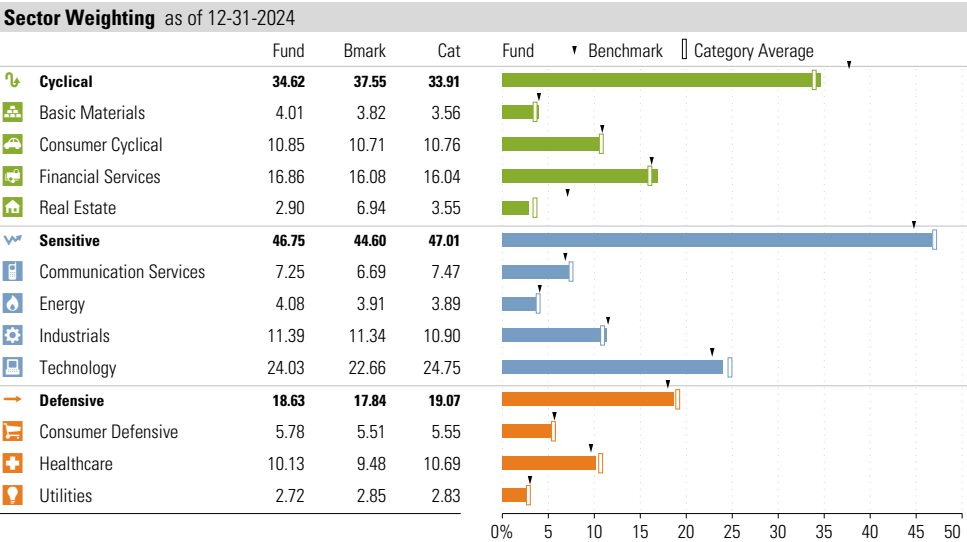
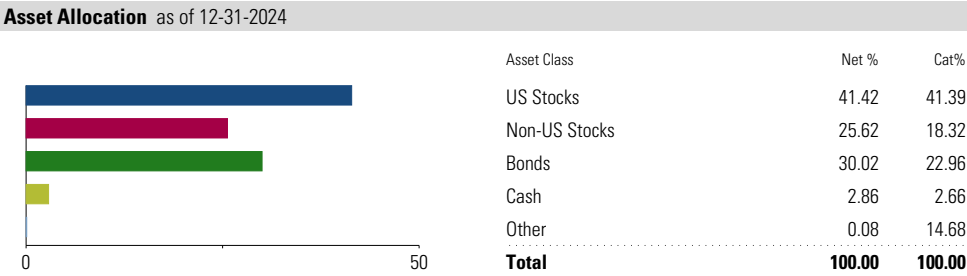
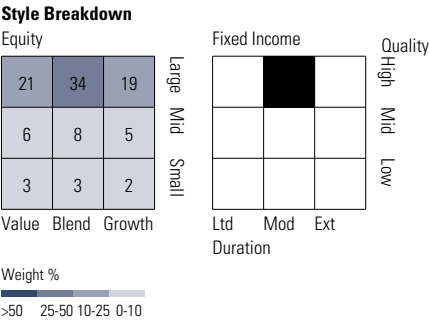
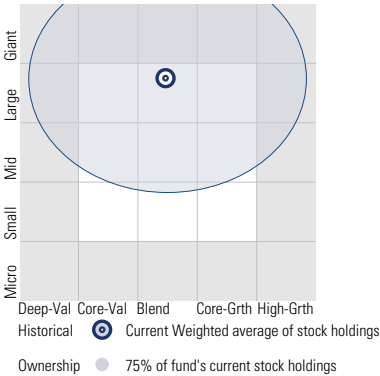
Vanguard Target Retirement 2035 Fund VTTHX

Morningstar Category
Target-Date 2035

Morningstar Index
Morningstar Lifetime Mod 2035 TR USD

Style Analysis as of 12-31-2024

Morningstar Style Box™



Top 6 Holdings as of 12-31-2024

Name	Maturity Date	% Net Asset	Cumulative %	YTD Return %	Morningstar Sector
⊖ Vanguard Total Stock Mkt Idx Instl Pls	—	41.63	41.63	—	—
⊕ Vanguard Total Intl Stock Index Inv	—	26.19	67.82	—	—
⊕ Vanguard Total Bond Market II Idx Inv	—	22.04	89.86	—	—
⊕ Vanguard Total Intl Bd II Idx Instl	—	9.51	99.37	—	—
⊖ Mktliq 12/31/2049	—	0.62	99.99	—	—
⊖ Us Dollar	—	0.01	100.00	—	—

Total Holdings 6

⊕ Increase ⊖ Decrease ✱ New to Portfolio

Vanguard Target Retirement 2040 Fund VFORX

Morningstar Category
Target-Date 2040

Morningstar Index
Morningstar Lifetime Mod 2040 TR USD

Portfolio Manager(s)

Walter Nejman since 02-2013
Aur lie Denis since 02-2023
Michael Roach since 02-2023
Roger Aliaga-Diaz since 02-2023

Quantitative Screens

- Performance:** The fund has finished in the Target-Date 2040 category's top three quartiles in 9 of the 10 years it's been in existence.
- Management:** The fund's management has been in place for 11.86 years.
- Style:** The fund has landed in its primary style box — Large Blend — 96.97 % of the time over the past three years.
- Net Expense:** The fund's expense ratio of 0.08 is 86.44% lower than the Target-Date 2040 category average.

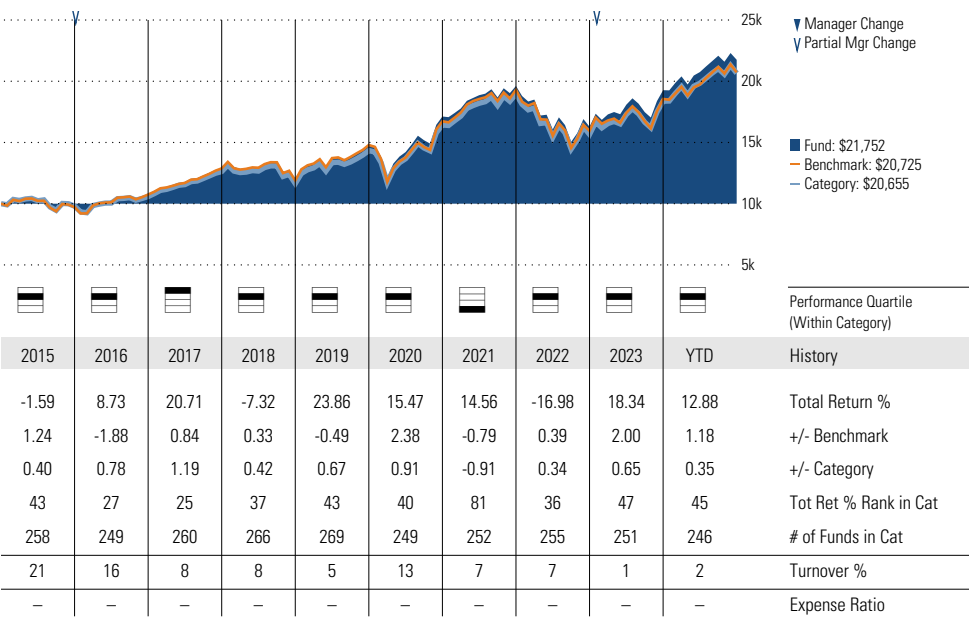
Morningstar Investment Management LLC Analysis

This fund passes all of Morningstar Investment Management's quantitative screens. Morningstar Investment Management has also assessed the fund from a qualitative perspective and, as a fiduciary, is comfortable recommending the fund's use in retirement plans.

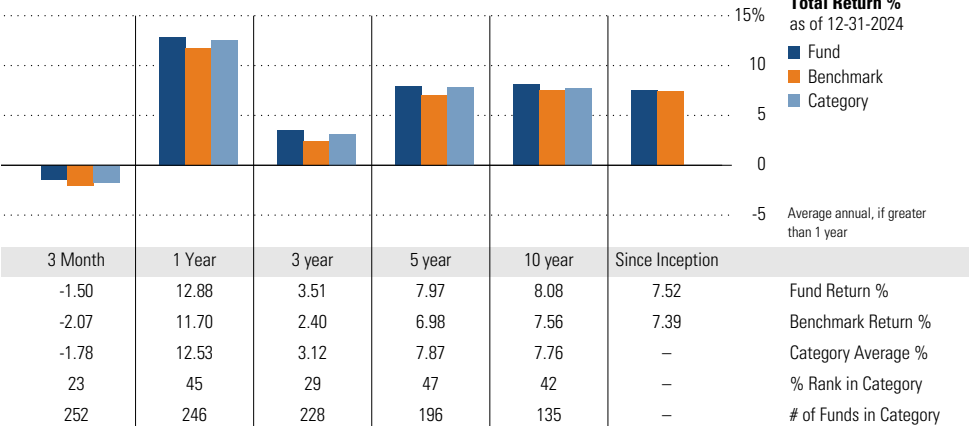
ESG Metrics

Metric	Rating	Updated
Sustainability Rating	3	11-30-2024
Carbon Risk Score	Low Risk	12-31-2022
ESG Commitment	1-Low	02-15-2022

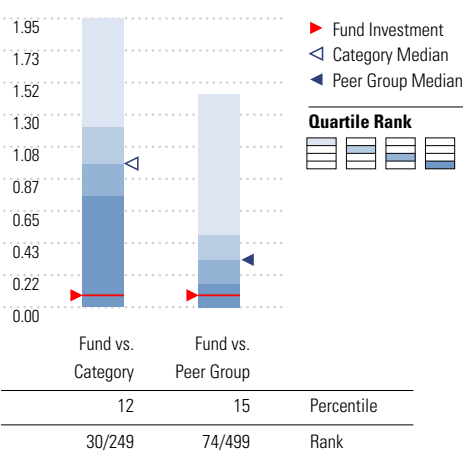
Growth of \$10,000



Trailing Performance



Net Expense



Peer group is a subset of the category and includes funds with the same management style (active vs. passive) and similar share class characteristics.

3-Year Risk Metrics

	Fund	Bmark	Cat
Alpha	1.17	-	0.85
Beta	0.93	-	0.96
R-Squared	99.01	-	98.39
Standard Deviation	14.42	15.35	14.78
Sharpe Ratio	0.02	-0.04	0.00
Tracking Error	1.75	-	2.05
Information Ratio	0.63	-	0.40
Up Capture Ratio	96.38	-	97.62
Down Capture Ratio	91.13	-	93.86

Portfolio Metrics

	Fund	Bmark	Cat
Price/Earnings Ratio	20.47	20.61	21.47
Price/Book Ratio	2.66	2.64	2.91
Avg Eff Duration	6.30	-	7.01

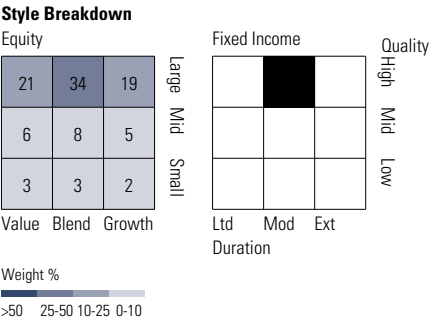
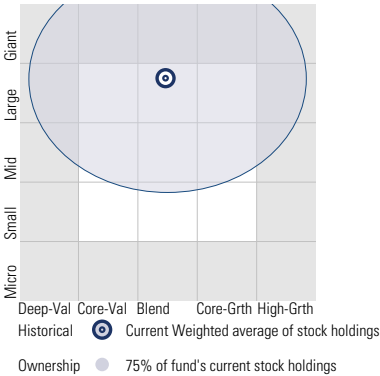
Vanguard Target Retirement 2040 Fund VFORX

Morningstar Category
Target-Date 2040

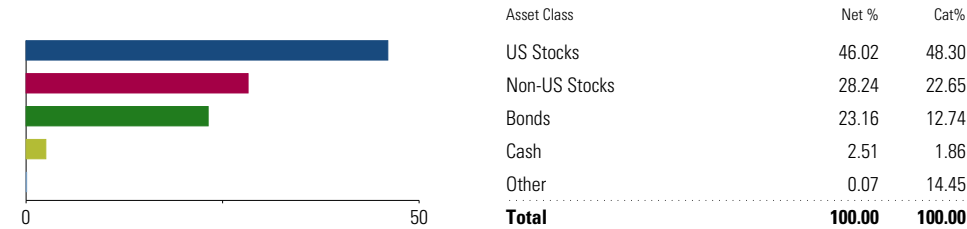
Morningstar Index
Morningstar Lifetime Mod 2040 TR USD

Style Analysis as of 12-31-2024

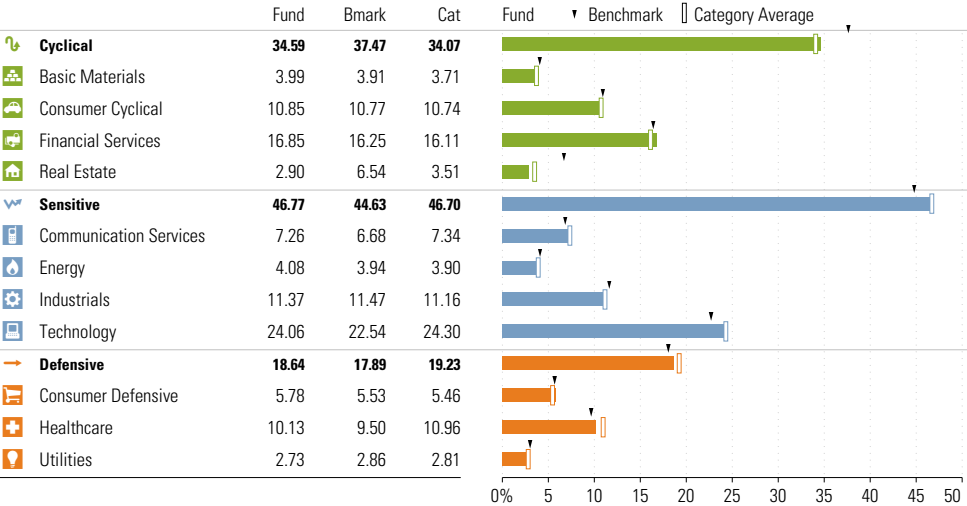
Morningstar Style Box™



Asset Allocation as of 12-31-2024



Sector Weighting as of 12-31-2024



Top 6 Holdings as of 12-31-2024

Name	Maturity Date	% Net Asset	Cumulative %	YTD Return %	Morningstar Sector
⊖ Vanguard Total Stock Mkt Idx Instl Pls	—	46.26	46.26	—	—
⊕ Vanguard Total Intl Stock Index Inv	—	28.87	75.13	—	—
⊕ Vanguard Total Bond Market II Idx Inv	—	16.97	92.09	—	—
⊕ Vanguard Total Intl Bd II Idx Instl	—	7.36	99.45	—	—
⊖ Mktliq 12/31/2049	—	0.51	99.96	—	—
⊖ Us Dollar	—	0.04	100.00	—	—

Total Holdings 6

⊕ Increase ⊖ Decrease ✱ New to Portfolio

Vanguard Target Retirement 2045 Fund VTIVX

Morningstar Category
Target-Date 2045

Morningstar Index
Morningstar Lifetime Mod 2045 TR USD

Portfolio Manager(s)

Walter Nejman since 02-2013
Aur lie Denis since 02-2023
Michael Roach since 02-2023
Roger Aliaga-Diaz since 02-2023

Quantitative Screens

- ✔ **Performance:** The fund has finished in the Target-Date 2045 category's top three quartiles in 10 of the 10 years it's been in existence.
- ✔ **Management:** The fund's management has been in place for 11.86 years.
- ✔ **Style:** The fund has landed in its primary style box — Large Blend — 96.97 % of the time over the past three years.
- ✔ **Net Expense:** The fund's expense ratio of 0.08 is 86.44% lower than the Target-Date 2045 category average.

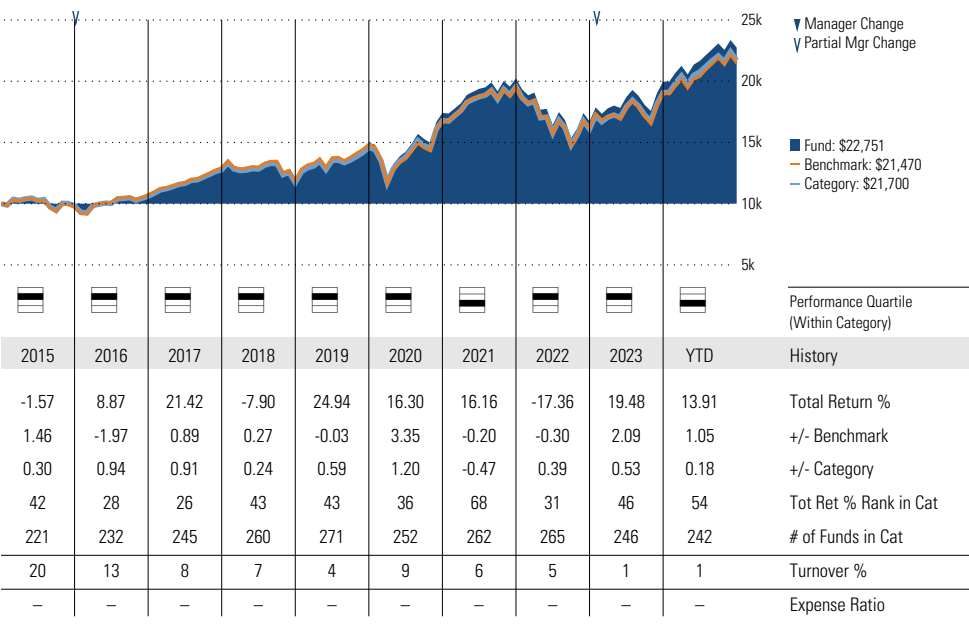
Morningstar Investment Management LLC Analysis

This fund passes all of Morningstar Investment Management's quantitative screens. Morningstar Investment Management has also assessed the fund from a qualitative perspective and, as a fiduciary, is comfortable recommending the fund's use in retirement plans.

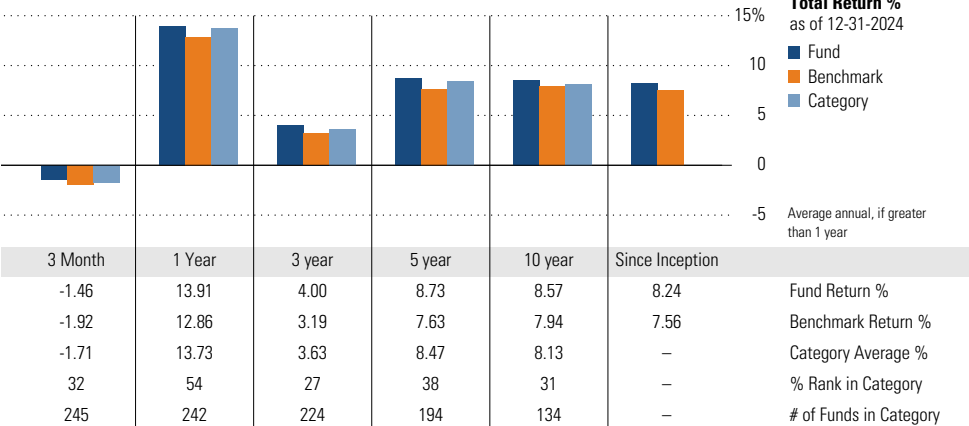
ESG Metrics

Metric	Rating	Updated
Sustainability Rating	3	11-30-2024
Carbon Risk Score	Low Risk	12-31-2022
ESG Commitment	1-Low	02-15-2022

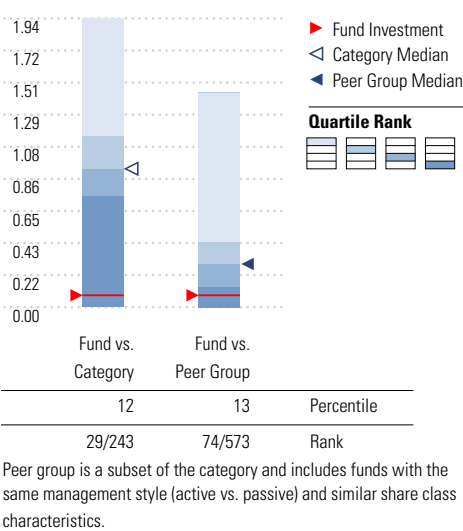
Growth of \$10,000



Trailing Performance



Net Expense



3-Year Risk Metrics

	Fund	Bmark	Cat
Alpha	0.89	-	0.55
Beta	0.95	-	0.97
R-Squared	98.94	-	98.35
Standard Deviation	15.22	15.91	15.53
Sharpe Ratio	0.06	0.01	0.04
Tracking Error	1.75	-	2.07
Information Ratio	0.46	-	0.22
Up Capture Ratio	97.38	-	98.24
Down Capture Ratio	93.57	-	95.97

Portfolio Metrics

	Fund	Bmark	Cat
Price/Earnings Ratio	20.45	20.43	21.25
Price/Book Ratio	2.65	2.60	2.85
Avg Eff Duration	6.31	-	7.71

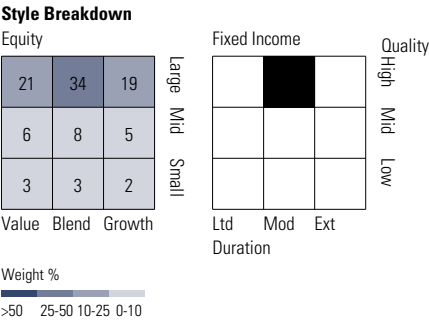
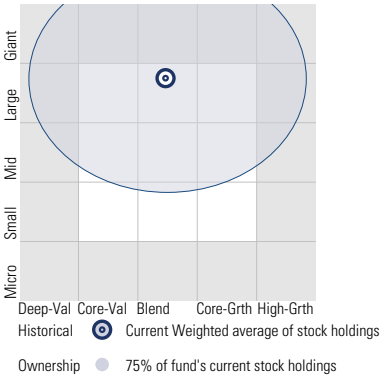
Vanguard Target Retirement 2045 Fund VTIVX

Morningstar Category
Target-Date 2045

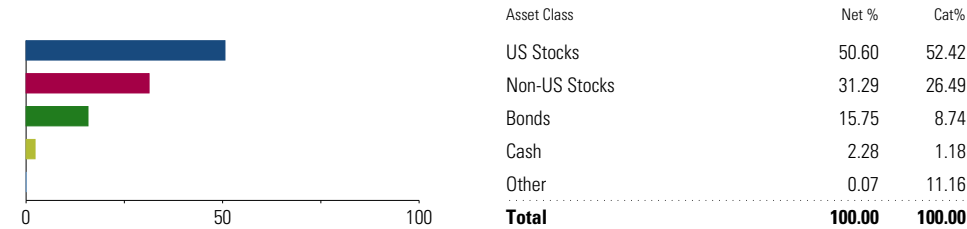
Morningstar Index
Morningstar Lifetime Mod 2045 TR USD

Style Analysis as of 12-31-2024

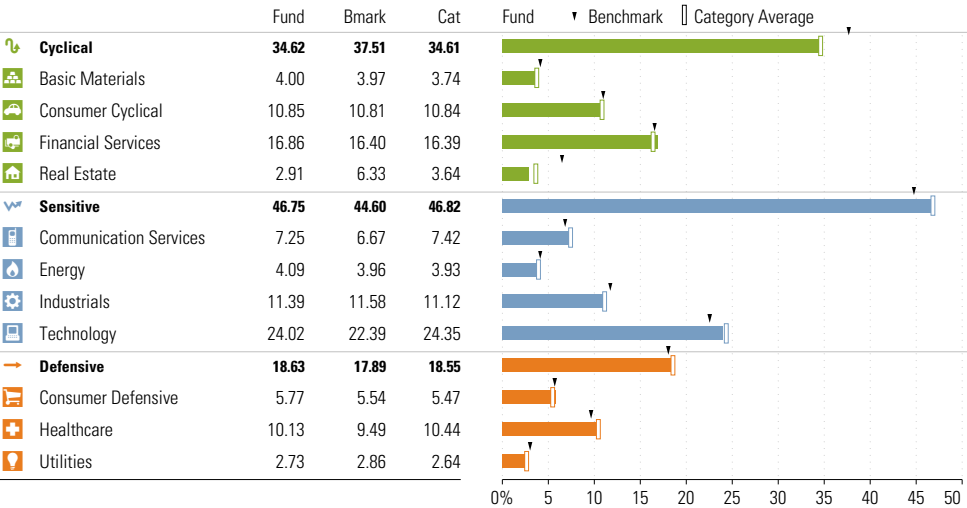
Morningstar Style Box™



Asset Allocation as of 12-31-2024



Sector Weighting as of 12-31-2024



Top 6 Holdings as of 12-31-2024

Name	Maturity Date	% Net Asset	Cumulative %	YTD Return %	Morningstar Sector
⊖ Vanguard Total Stock Mkt Idx Instl Pls	—	50.86	50.86	—	—
⊕ Vanguard Total Intl Stock Index Inv	—	31.99	82.85	—	—
⊕ Vanguard Total Bond Market II Idx Inv	—	11.47	94.32	—	—
⊕ Vanguard Total Intl Bd II Idx Instl	—	5.07	99.40	—	—
⊕ Mktliq 12/31/2049	—	0.59	99.99	—	—
⊖ Us Dollar	—	0.01	100.00	—	—

Total Holdings 6

⊕ Increase ⊖ Decrease ✱ New to Portfolio

Vanguard Target Retirement 2050 Fund VFIFX

Morningstar Category
Target-Date 2050

Morningstar Index
Morningstar Lifetime Mod 2050 TR USD

Portfolio Manager(s)

Walter Nejman since 02-2013
Aur lie Denis since 02-2023
Michael Roach since 02-2023
Roger Aliaga-Diaz since 02-2023

Quantitative Screens

- Performance: The fund has finished in the Target-Date 2050 category's top three quartiles in 10 of the 10 years it's been in existence.
- Management: The fund's management has been in place for 11.86 years.
- Style: The fund has landed in its primary style box — Large Blend — 100 % of the time over the past three years.
- Net Expense: The fund's expense ratio of 0.08 is 86.67% lower than the Target-Date 2050 category average.

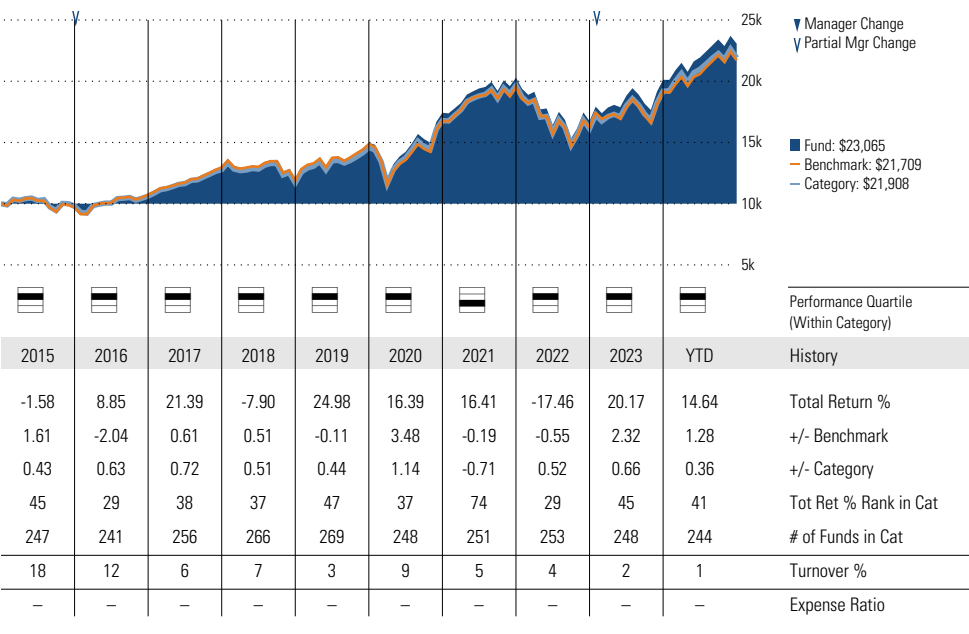
Morningstar Investment Management LLC Analysis

This fund passes all of Morningstar Investment Management's quantitative screens. Morningstar Investment Management has also assessed the fund from a qualitative perspective and, as a fiduciary, is comfortable recommending the fund's use in retirement plans.

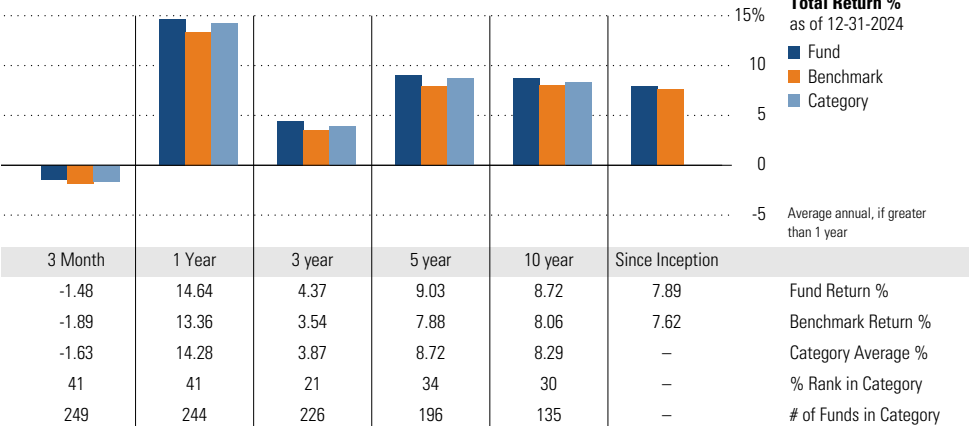
ESG Metrics

Metric	Rating	Updated
Sustainability Rating	3	11-30-2024
Carbon Risk Score	Low Risk	12-31-2022
ESG Commitment	1-Low	02-15-2022

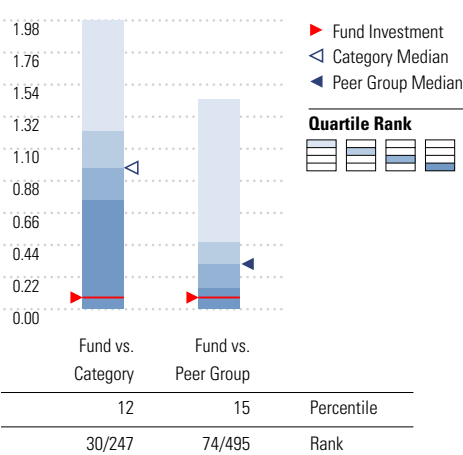
Growth of \$10,000



Trailing Performance



Net Expense



Peer group is a subset of the category and includes funds with the same management style (active vs. passive) and similar share class characteristics.

3-Year Risk Metrics

	Fund	Bmark	Cat
Alpha	0.90	-	0.43
Beta	0.96	-	0.98
R-Squared	98.90	-	98.27
Standard Deviation	15.63	16.16	15.94
Sharpe Ratio	0.08	0.04	0.06
Tracking Error	1.75	-	2.12
Information Ratio	0.48	-	0.16
Up Capture Ratio	98.54	-	98.98
Down Capture Ratio	94.77	-	97.27

Portfolio Metrics

	Fund	Bmark	Cat
Price/Earnings Ratio	20.44	20.27	21.24
Price/Book Ratio	2.65	2.57	2.86
Avg Eff Duration	6.31	-	8.76

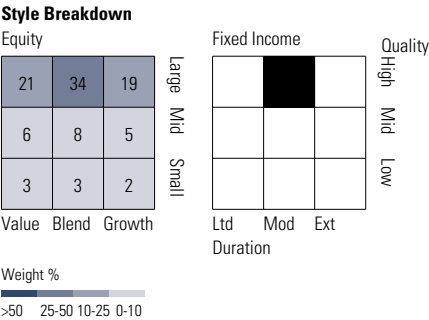
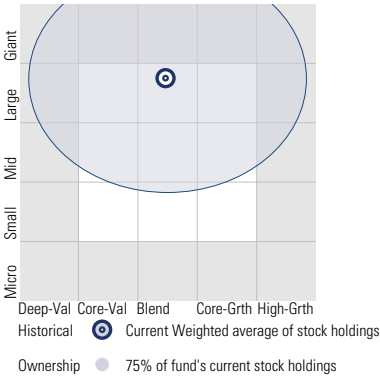
Vanguard Target Retirement 2050 Fund VFIFX

Morningstar Category
Target-Date 2050

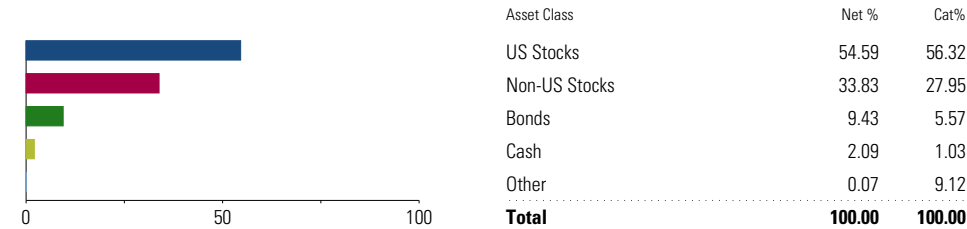
Morningstar Index
Morningstar Lifetime Mod 2050 TR USD

Style Analysis as of 12-31-2024

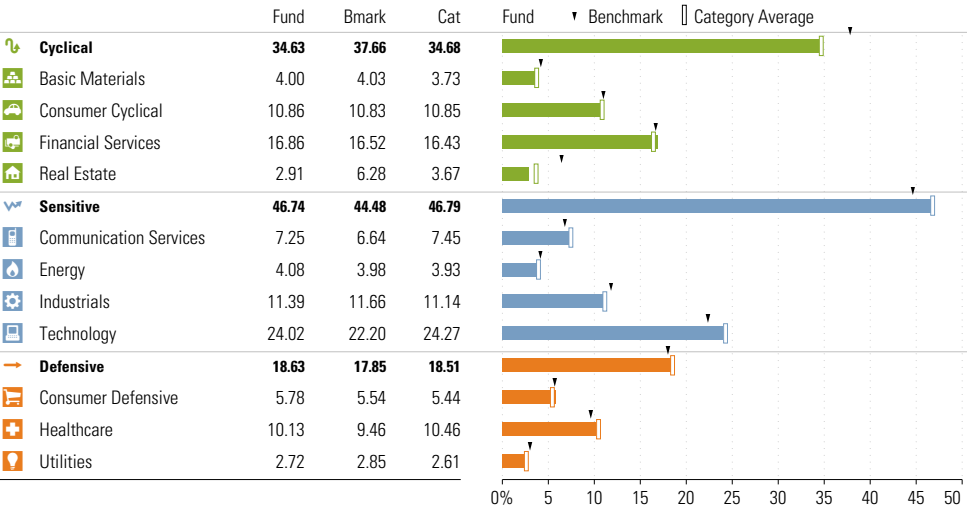
Morningstar Style Box™



Asset Allocation as of 12-31-2024



Sector Weighting as of 12-31-2024



Top 6 Holdings as of 12-31-2024

Name	Maturity Date	% Net Asset	Cumulative %	YTD Return %	Morningstar Sector
⊕ Vanguard Total Stock Mkt Idx Instl Pls	—	54.87	54.87	—	—
⊕ Vanguard Total Intl Stock Index Inv	—	34.58	89.45	—	—
⊕ Vanguard Total Bond Market II Idx Inv	—	6.81	96.26	—	—
⊕ Vanguard Total Intl Bd II Idx Instl	—	3.09	99.35	—	—
⊖ Mktliq 12/31/2049	—	0.63	99.98	—	—
⊖ Us Dollar	—	0.02	100.00	—	—

Total Holdings 6

⊕ Increase ⊖ Decrease ✱ New to Portfolio

Vanguard Target Retirement 2055 Fund VFFVX

Morningstar Category
Target-Date 2055

Morningstar Index
Morningstar Lifetime Mod 2055 TR USD

Portfolio Manager(s)

Walter Nejman since 02-2013
Aur lie Denis since 02-2023
Michael Roach since 02-2023
Roger Aliaga-Diaz since 02-2023

Quantitative Screens

- Performance: The fund has finished in the Target-Date 2055 category's top three quartiles in 9 of the 10 years it's been in existence.
- Management: The fund's management has been in place for 11.86 years.
- Style: The fund has landed in its primary style box — Large Blend — 100 % of the time over the past three years.
- Net Expense: The fund's expense ratio of 0.08 is 86.67% lower than the Target-Date 2055 category average.

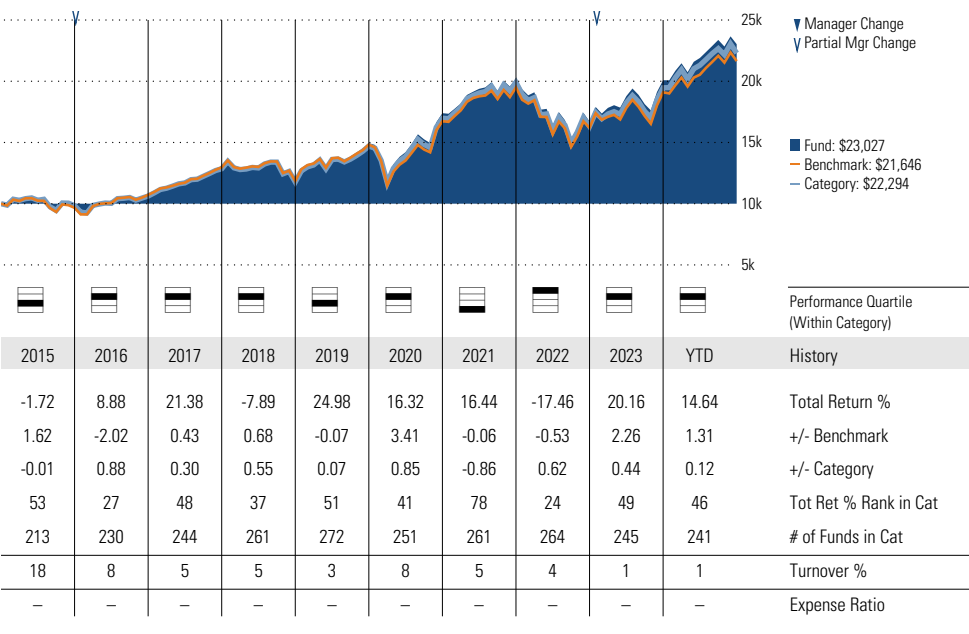
Morningstar Investment Management LLC Analysis

This fund passes all of Morningstar Investment Management's quantitative screens. Morningstar Investment Management has also assessed the fund from a qualitative perspective and, as a fiduciary, is comfortable recommending the fund's use in retirement plans.

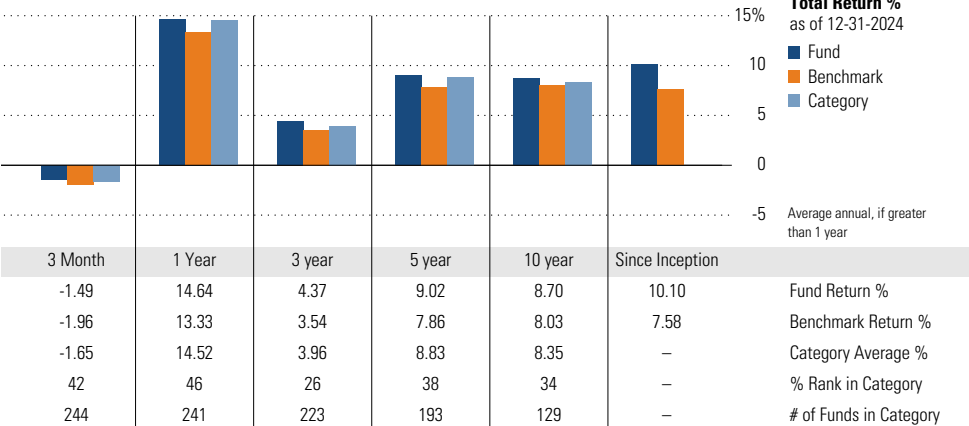
ESG Metrics

Metric	Rating	Updated
Sustainability Rating	3	11-30-2024
Carbon Risk Score	Low Risk	12-31-2022
ESG Commitment	1-Low	02-15-2022

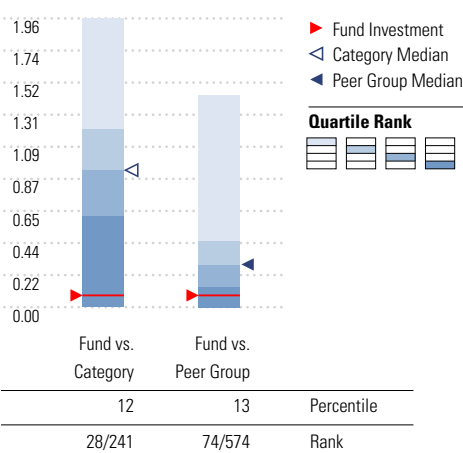
Growth of \$10,000



Trailing Performance



Net Expense



Peer group is a subset of the category and includes funds with the same management style (active vs. passive) and similar share class characteristics.

3-Year Risk Metrics

	Fund	Bmark	Cat
Alpha	0.91	-	0.55
Beta	0.96	-	0.98
R-Squared	98.87	-	98.24
Standard Deviation	15.64	16.24	16.09
Sharpe Ratio	0.08	0.04	0.07
Tracking Error	1.80	-	2.16
Information Ratio	0.46	-	0.20
Up Capture Ratio	98.20	-	99.73
Down Capture Ratio	94.41	-	97.53

Portfolio Metrics

	Fund	Bmark	Cat
Price/Earnings Ratio	20.44	20.12	21.22
Price/Book Ratio	2.65	2.54	2.84
Avg Eff Duration	6.31	-	9.54

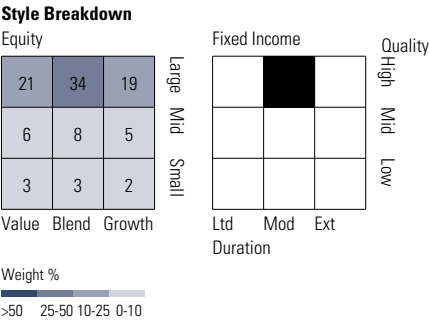
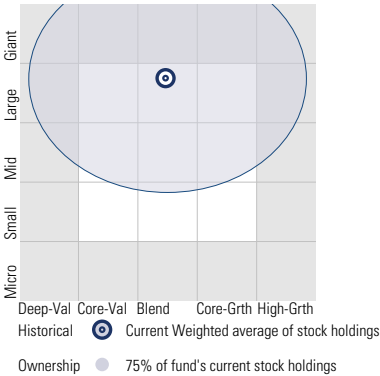
Vanguard Target Retirement 2055 Fund VFFVX

Morningstar Category
Target-Date 2055

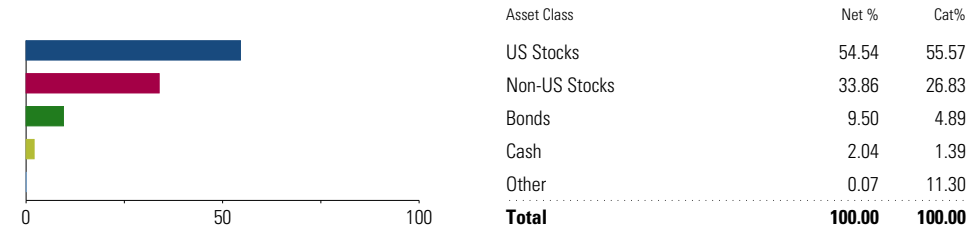
Morningstar Index
Morningstar Lifetime Mod 2055 TR USD

Style Analysis as of 12-31-2024

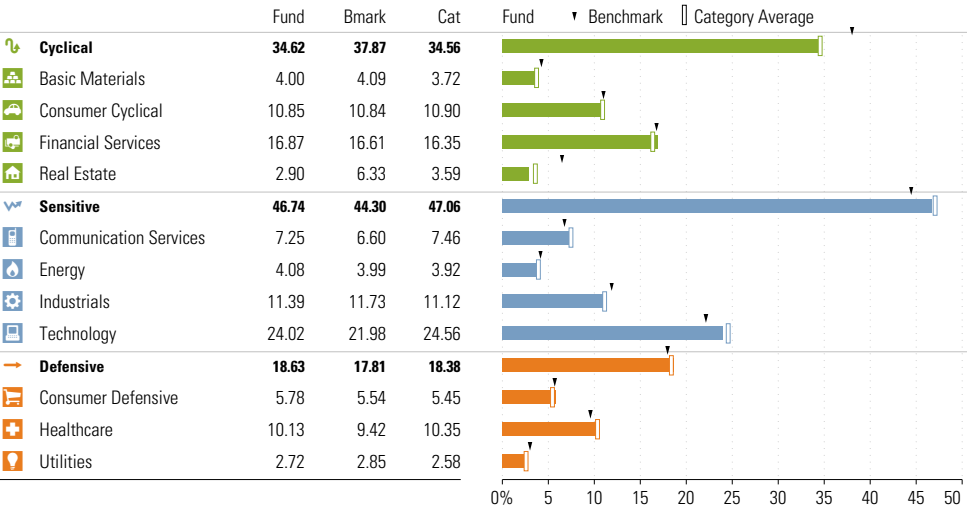
Morningstar Style Box™



Asset Allocation as of 12-31-2024



Sector Weighting as of 12-31-2024



Top 6 Holdings as of 12-31-2024

Name	Maturity Date	% Net Asset	Cumulative %	YTD Return %	Morningstar Sector
⊕ Vanguard Total Stock Mkt Idx Instl Pls	—	54.82	54.82	—	—
⊕ Vanguard Total Intl Stock Index Inv	—	34.61	89.43	—	—
⊕ Vanguard Total Bond Market II Idx Inv	—	6.88	96.31	—	—
⊕ Vanguard Total Intl Bd II Idx Instl	—	3.10	99.40	—	—
⊖ Mktliq 12/31/2049	—	0.58	99.99	—	—
⊖ Us Dollar	—	0.01	100.00	—	—

Total Holdings 6

⊕ Increase ⊖ Decrease ✱ New to Portfolio

Vanguard Target Retirement 2060 Fund VTTSX

Morningstar Category Target-Date 2060
Morningstar Index Morningstar Mod Tgt Risk TR USD

Portfolio Manager(s)

Walter Nejman since 02-2013
Aur lie Denis since 02-2023
Michael Roach since 02-2023
Roger Aliaga-Diaz since 02-2023

Quantitative Screens

- Performance: The fund has finished in the Target-Date 2060 category's top three quartiles in 9 of the 10 years it's been in existence.
- Management: The fund's management has been in place for 11.86 years.
- Style: The fund has landed in its primary style box — Large Blend — 100 % of the time over the past three years.
- Net Expense: The fund's expense ratio of 0.08 is 86.67% lower than the Target-Date 2060 category average.

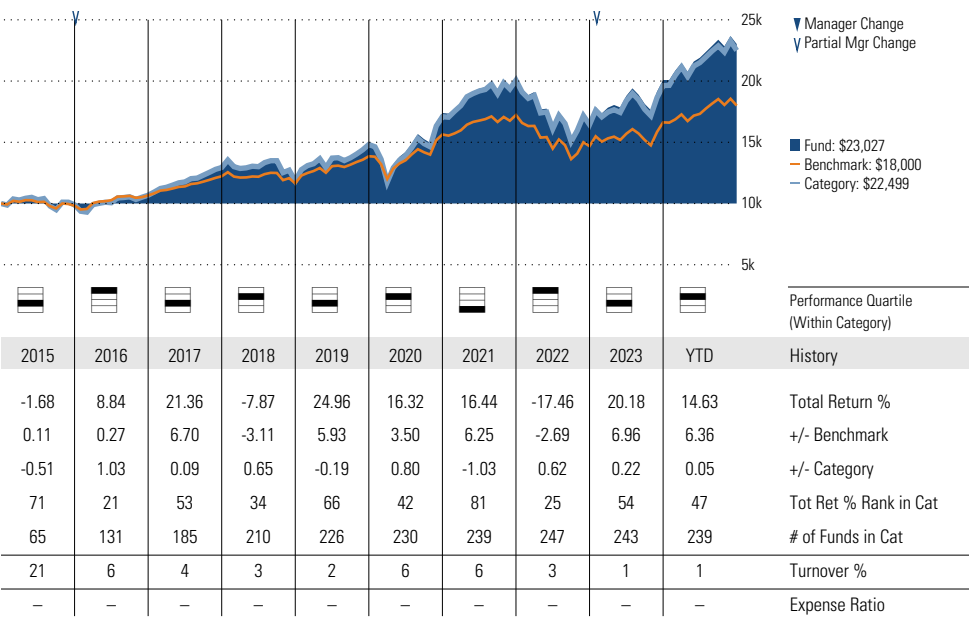
Morningstar Investment Management LLC Analysis

This fund passes all of Morningstar Investment Management's quantitative screens. Morningstar Investment Management has also assessed the fund from a qualitative perspective and, as a fiduciary, is comfortable recommending the fund's use in retirement plans.

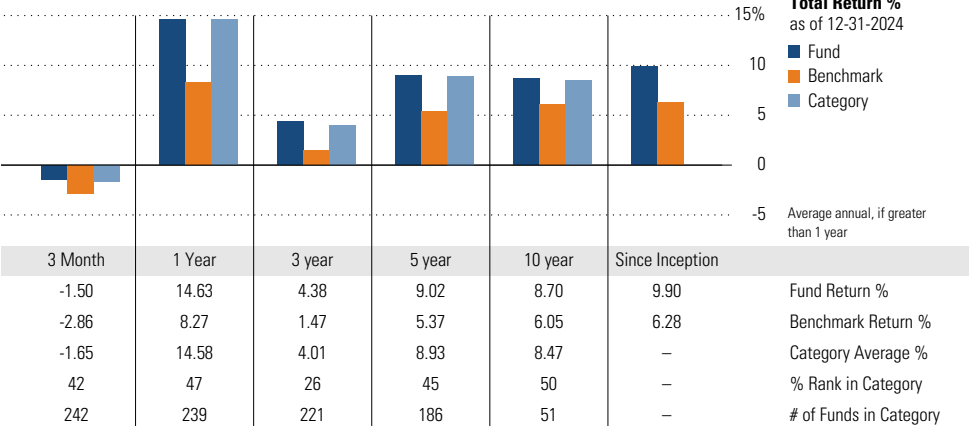
ESG Metrics

Metric	Rating	Updated
Sustainability Rating	3	11-30-2024
Carbon Risk Score	Low Risk	12-31-2022
ESG Commitment	1-Low	02-15-2022

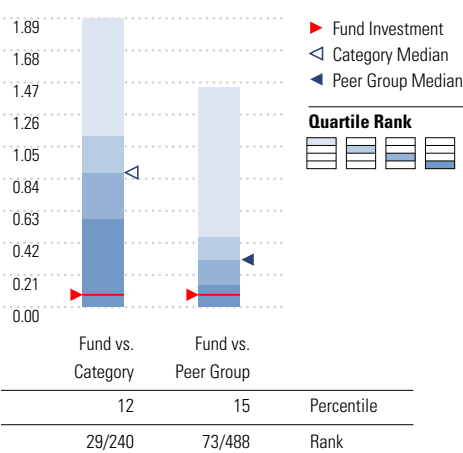
Growth of \$10,000



Trailing Performance



Net Expense



Peer group is a subset of the category and includes funds with the same management style (active vs. passive) and similar share class characteristics.

3-Year Risk Metrics

	Fund	Bmark	Cat
Alpha	2.75	-	2.48
Beta	1.21	-	1.25
R-Squared	97.56	-	96.37
Standard Deviation	15.63	12.70	16.18
Sharpe Ratio	0.08	-0.15	0.07
Tracking Error	3.66	-	4.43
Information Ratio	0.79	-	0.58
Up Capture Ratio	131.60	-	134.54
Down Capture Ratio	117.29	-	121.83

Portfolio Metrics

	Fund	Bmark	Cat
Price/Earnings Ratio	20.40	19.69	21.26
Price/Book Ratio	2.64	2.42	2.85
Avg Eff Duration	6.31	-	8.97

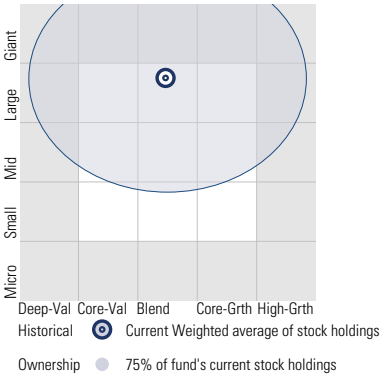
Vanguard Target Retirement 2060 Fund VTTSX

Morningstar Category
Target-Date 2060

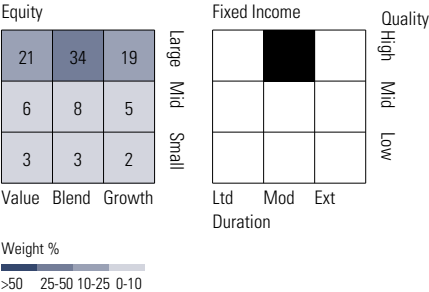
Morningstar Index
Morningstar Mod Tgt Risk TR USD

Style Analysis as of 12-31-2024

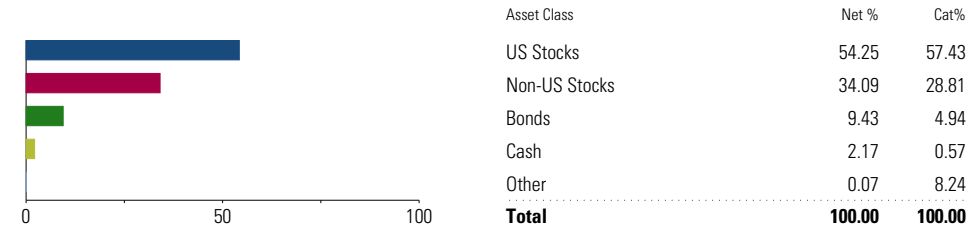
Morningstar Style Box™



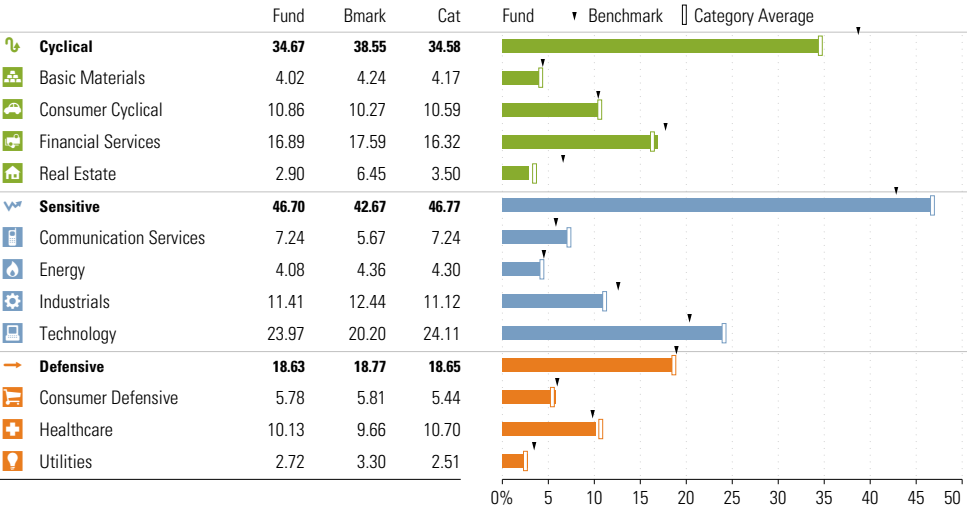
Style Breakdown



Asset Allocation as of 12-31-2024



Sector Weighting as of 12-31-2024



Top 6 Holdings as of 12-31-2024

Name	Maturity Date	% Net Asset	Cumulative %	YTD Return %	Morningstar Sector
⊕ Vanguard Total Stock Mkt Idx Instl Pls	—	54.52	54.52	—	—
⊕ Vanguard Total Intl Stock Index Inv	—	34.85	89.38	—	—
⊕ Vanguard Total Bond Market II Idx Inv	—	6.83	96.21	—	—
⊕ Vanguard Total Intl Bd II Idx Instl	—	3.07	99.28	—	—
⊖ Mktliq 12/31/2049	—	0.71	99.99	—	—
⊖ Us Dollar	—	0.01	100.00	—	—

Total Holdings 6

⊕ Increase ⊖ Decrease ✱ New to Portfolio

Vanguard Target Retirement 2065 Fund

VLXVX

Morningstar Category
Target-Date 2065+

Morningstar Index
Morningstar Mod Tgt Risk TR USD

Portfolio Manager(s)

Walter Nejman since 07-2017
Aur lie Denis since 02-2023
Michael Roach since 02-2023
Roger Aliaga-Diaz since 02-2023

Quantitative Screens

- Performance:** The fund has finished in the Target-Date 2065+ category's top three quartiles in 5 of the 7 years it's been in existence.
- Management:** The fund's management has been in place for 7.48 years.
- Style:** The fund has landed in its primary style box — Large Blend — 100 % of the time over the past three years.
- Net Expense:** The fund's expense ratio of 0.08 is 85.96% lower than the Target-Date 2065+ category average.

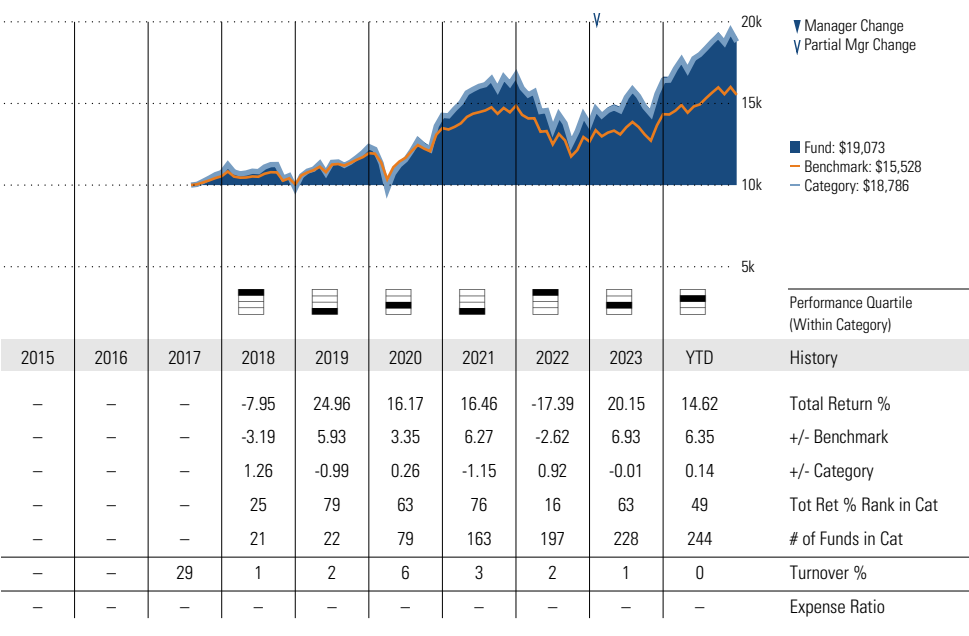
Morningstar Investment Management LLC Analysis

This fund passes all of Morningstar Investment Management's quantitative screens. Morningstar Investment Management has also assessed the fund from a qualitative perspective and, as a fiduciary, is comfortable recommending the fund's use in retirement plans.

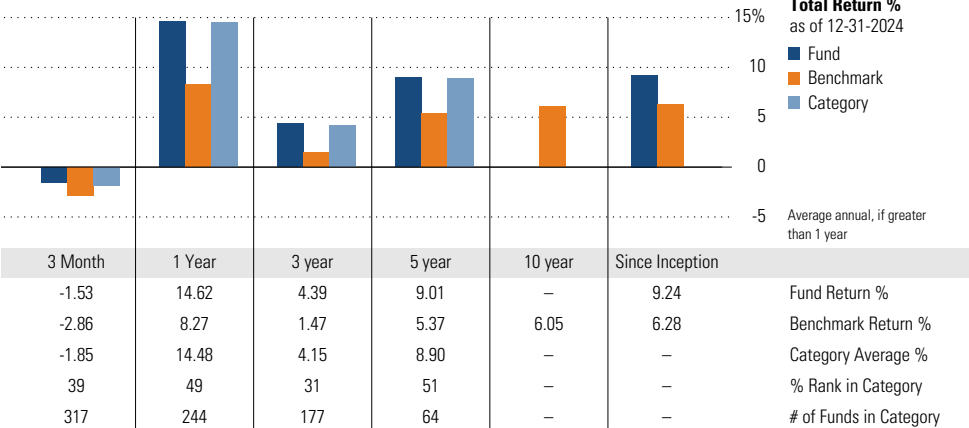
ESG Metrics

Metric	Rating	Updated
Sustainability Rating	3	11-30-2024
Carbon Risk Score	Low Risk	12-31-2022
ESG Commitment	1-Low	02-15-2022

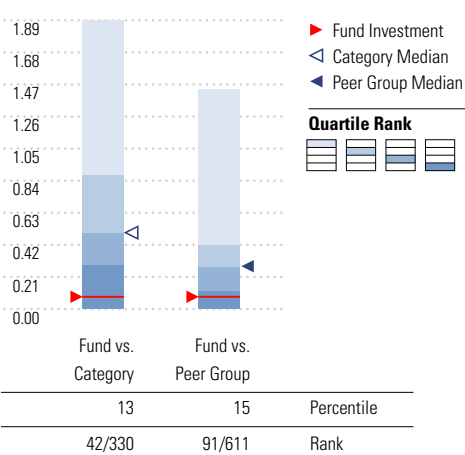
Growth of \$10,000



Trailing Performance



Net Expense



Peer group is a subset of the category and includes funds with the same management style (active vs. passive) and similar share class characteristics.

3-Year Risk Metrics

	Fund	Bmark	Cat
Alpha	2.77	-	2.88
Beta	1.21	-	1.25
R-Squared	97.58	-	95.78
Standard Deviation	15.61	12.70	16.67
Sharpe Ratio	0.08	-0.15	0.08
Tracking Error	3.65	-	4.98
Information Ratio	0.80	-	0.59
Up Capture Ratio	131.53	-	135.46
Down Capture Ratio	117.13	-	121.25

Portfolio Metrics

	Fund	Bmark	Cat
Price/Earnings Ratio	20.31	19.69	20.75
Price/Book Ratio	2.62	2.42	2.73
Avg Eff Duration	6.33	-	9.10

Vanguard Target Retirement 2065 Fund

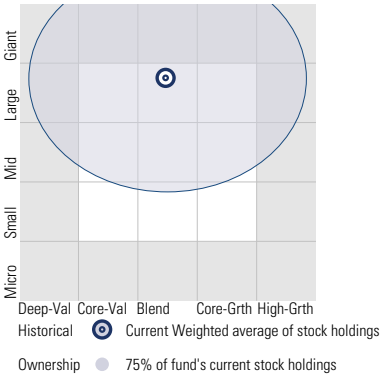
VLXVX

Morningstar Category
Target-Date 2065+

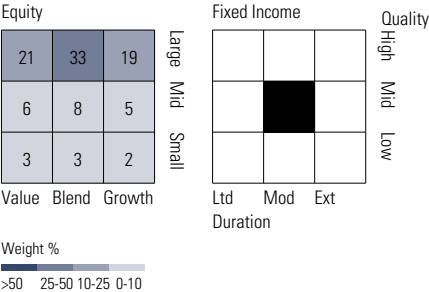
Morningstar Index
Morningstar Mod Tgt Risk TR USD

Style Analysis as of 12-31-2024

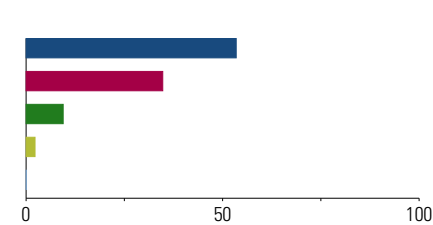
Morningstar Style Box™



Style Breakdown

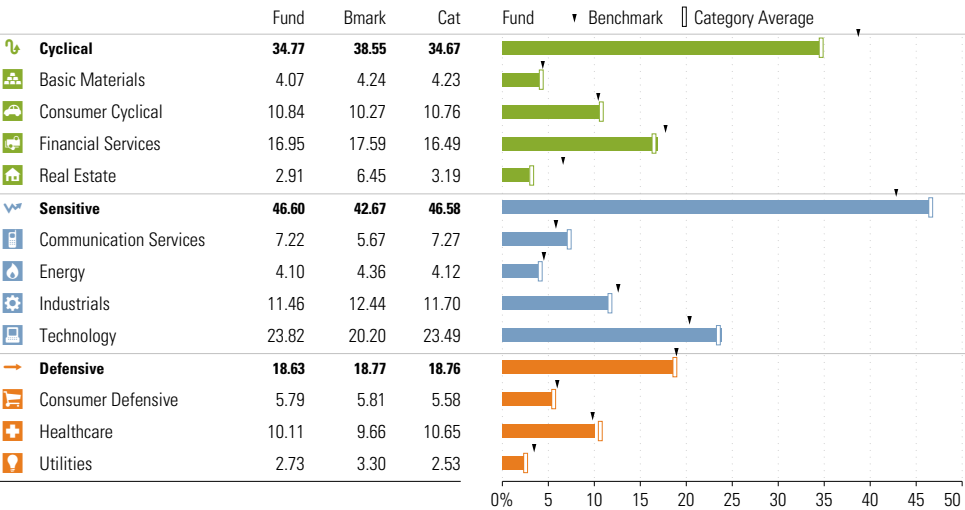


Asset Allocation as of 12-31-2024



Asset Class	Net %	Cat%
US Stocks	53.46	49.30
Non-US Stocks	34.77	30.13
Bonds	9.43	5.58
Cash	2.27	1.17
Other	0.07	13.82
Total	100.00	100.00

Sector Weighting as of 12-31-2024



Top 6 Holdings as of 12-31-2024

Name	Maturity Date	% Net Asset	Cumulative %	YTD Return %	Morningstar Sector
⊕ Vanguard Total Stock Mkt Idx Instl Pls	—	53.72	53.72	—	—
⊕ Vanguard Total Intl Stock Index Inv	—	35.55	89.28	—	—
⊕ Vanguard Total Bond Market II Idx Inv	—	6.83	96.11	—	—
⊕ Vanguard Total Intl Bd II Idx Instl	—	3.07	99.18	—	—
⊖ Mktliq 12/31/2049	—	0.78	99.96	—	—
⊖ Us Dollar	—	0.04	100.00	—	—

Total Holdings 6

⊕ Increase ⊖ Decrease ✱ New to Portfolio

Vanguard Target Retirement 2070 Fund VSVNX

Morningstar Category
Target-Date 2065+
Morningstar Index
Morningstar Mod Tgt Risk TR USD

Portfolio Manager(s)

Walter Nejman since 06-2022
Aur lie Denis since 02-2023
Michael Roach since 02-2023
Roger Aliaga-Diaz since 02-2023

Quantitative Screens

The Performance screen is not applicable for funds with less than three years of data.

Management: The fund's management team has been in place for less than three years.

Style: The fund has landed in its primary style box — Large Blend — 100 % of the time over the past three years.

Net Expense: The fund's expense ratio of 0.08 is 85.96% lower than the Target-Date 2065+ category average.

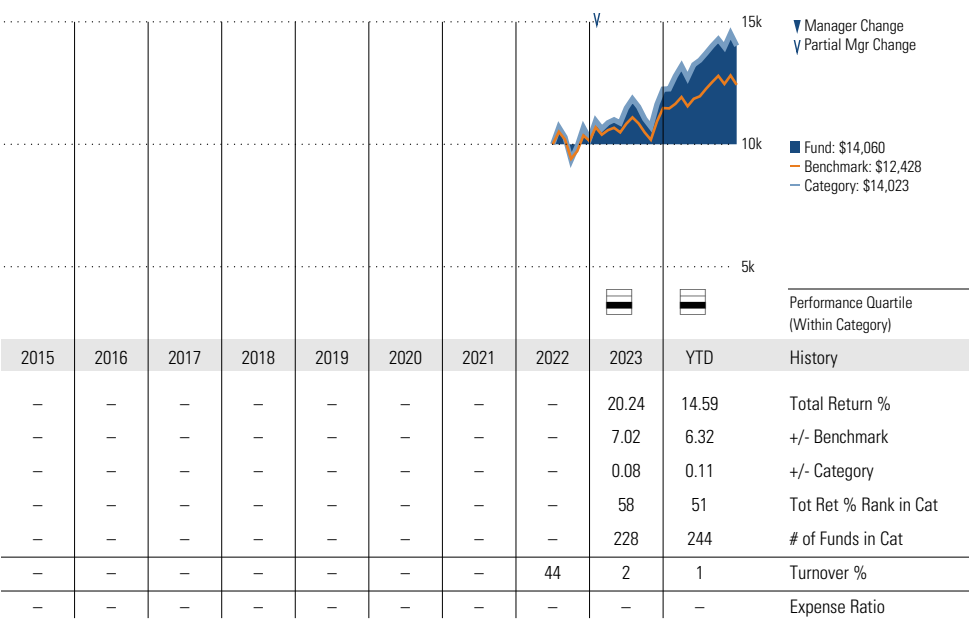
Morningstar Investment Management LLC Analysis

This fund fails the manager tenure screen due to a limited history for this target-date vintage.

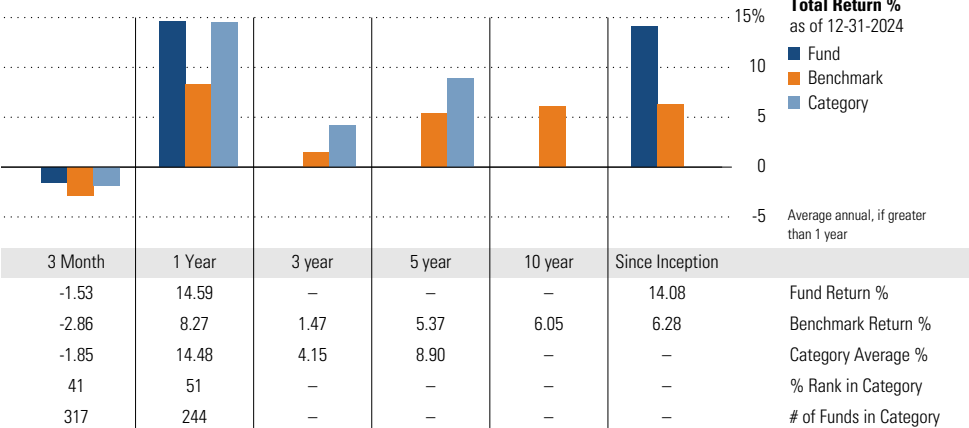
ESG Metrics

Metric	Rating	Updated
Sustainability Rating	3	11-30-2024
Carbon Risk Score	Low Risk	12-31-2022

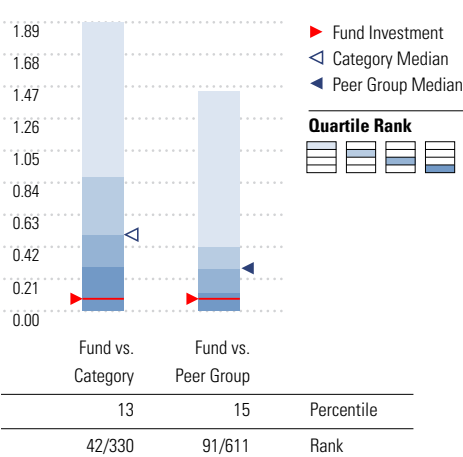
Growth of \$10,000



Trailing Performance



Net Expense



Peer group is a subset of the category and includes funds with the same management style (active vs. passive) and similar share class characteristics.

3-Year Risk Metrics

	Fund	Bmark	Cat
Alpha	-	-	2.88
Beta	-	-	1.25
R-Squared	-	-	95.78
Standard Deviation	-	12.70	16.67
Sharpe Ratio	-	-0.15	0.08
Tracking Error	-	-	4.98
Information Ratio	-	-	0.59
Up Capture Ratio	-	-	135.46
Down Capture Ratio	-	-	121.25

Portfolio Metrics

	Fund	Bmark	Cat
Price/Earnings Ratio	20.36	19.69	20.75
Price/Book Ratio	2.63	2.42	2.73
Avg Eff Duration	6.33	-	9.10

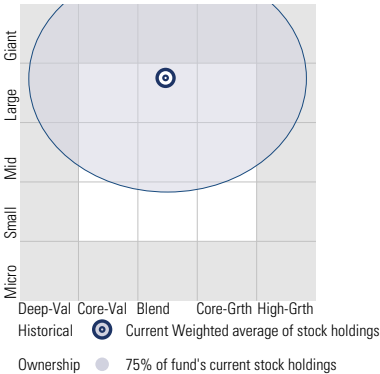
Vanguard Target Retirement 2070 Fund VSVNX

Morningstar Category
Target-Date 2065+

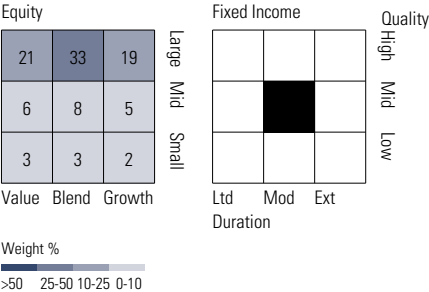
Morningstar Index
Morningstar Mod Tgt Risk TR USD

Style Analysis as of 12-31-2024

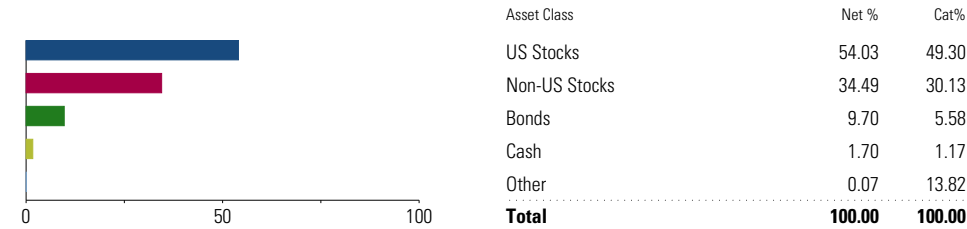
Morningstar Style Box™



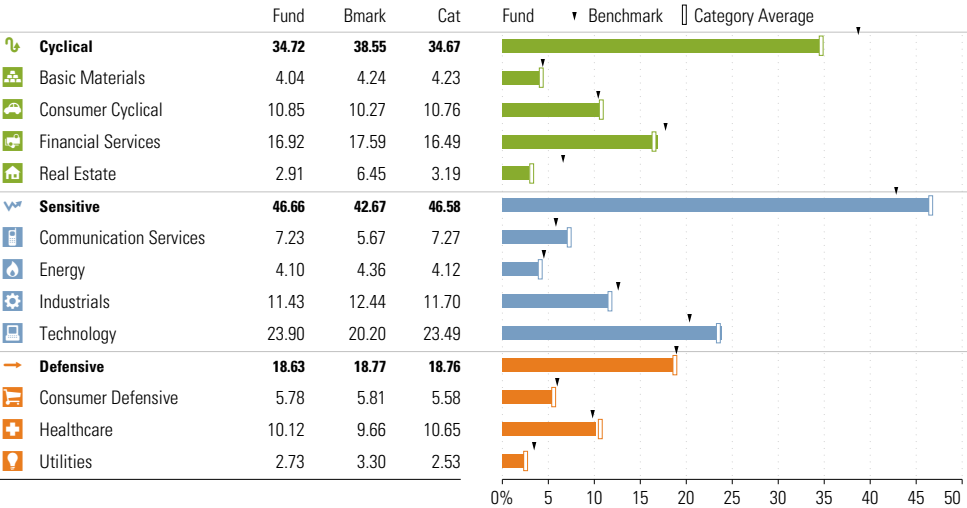
Style Breakdown



Asset Allocation as of 12-31-2024



Sector Weighting as of 12-31-2024



Top 6 Holdings as of 12-31-2024

Name	Maturity Date	% Net Asset	Cumulative %	YTD Return %	Morningstar Sector
⊕ Vanguard Total Stock Mkt Idx Instl Pls	—	54.30	54.30	—	—
⊕ Vanguard Total Intl Stock Index Inv	—	35.26	89.57	—	—
⊕ Vanguard Total Bond Market II Idx Inv	—	7.09	96.66	—	—
⊕ Vanguard Total Intl Bd II Idx Instl	—	3.11	99.77	—	—
⊖ Mktliq 12/31/2049	—	0.22	99.99	—	—
⊖ Us Dollar	—	0.01	100.00	—	—

Total Holdings 6

⊕ Increase ⊖ Decrease ✱ New to Portfolio

Vanguard Target Retirement Income Fund VTINX

Morningstar Category
Target-Date Retirement

Morningstar Index
Morningstar Lifetime Mod Incm TR USD

Portfolio Manager(s)

Walter Nejman since 02-2013
Aur lie Denis since 02-2023
Michael Roach since 02-2023
Roger Aliaga-Diaz since 02-2023

Quantitative Screens

- Performance:** The fund has finished in the Target-Date Retirement category's top three quartiles in 10 of the 10 years it's been in existence.
- Management:** The fund's management has been in place for 11.86 years.
- Style:** The fund has landed in its primary style box — Large Blend — 100 % of the time over the past three years.
- Net Expense:** The fund's expense ratio of 0.08 is 85.19% lower than the Target-Date Retirement category average.

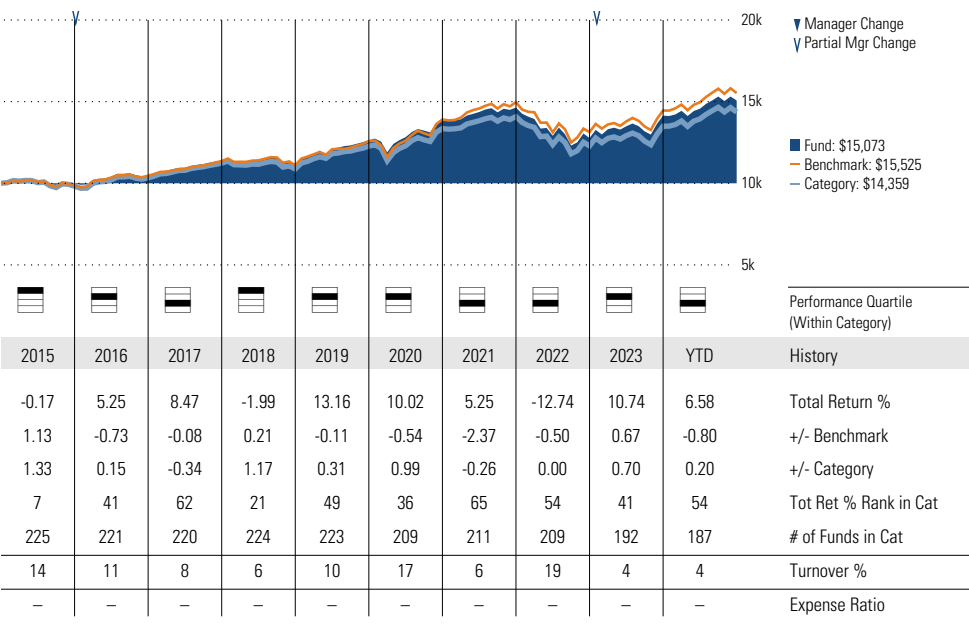
Morningstar Investment Management LLC Analysis

This fund passes all of Morningstar Investment Management's quantitative screens. Morningstar Investment Management has also assessed the fund from a qualitative perspective and, as a fiduciary, is comfortable recommending the fund's use in retirement plans.

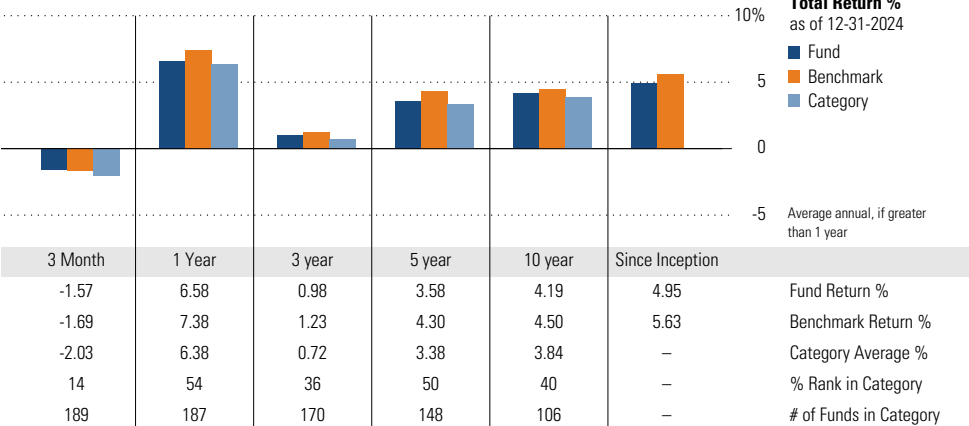
ESG Metrics

Metric	Rating	Updated
Sustainability Rating	4	11-30-2024
ESG Commitment	1-Low	02-15-2022

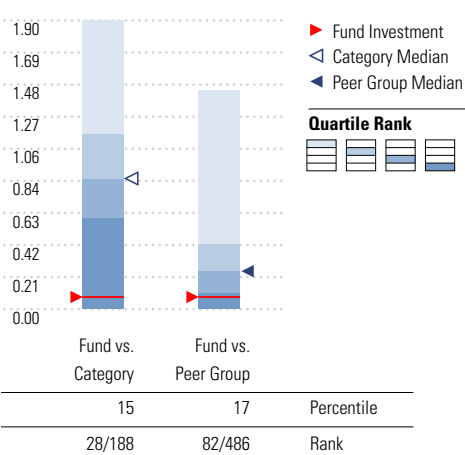
Growth of \$10,000



Trailing Performance



Net Expense



Peer group is a subset of the category and includes funds with the same management style (active vs. passive) and similar share class characteristics.

3-Year Risk Metrics

	Fund	Bmark	Cat
Alpha	-0.19	-	-0.42
Beta	0.94	-	0.98
R-Squared	98.31	-	97.19
Standard Deviation	8.85	9.34	9.30
Sharpe Ratio	-0.33	-0.28	-0.33
Tracking Error	1.28	-	1.75
Information Ratio	-0.19	-	-0.30
Up Capture Ratio	95.00	-	98.01
Down Capture Ratio	96.50	-	101.25

Portfolio Metrics

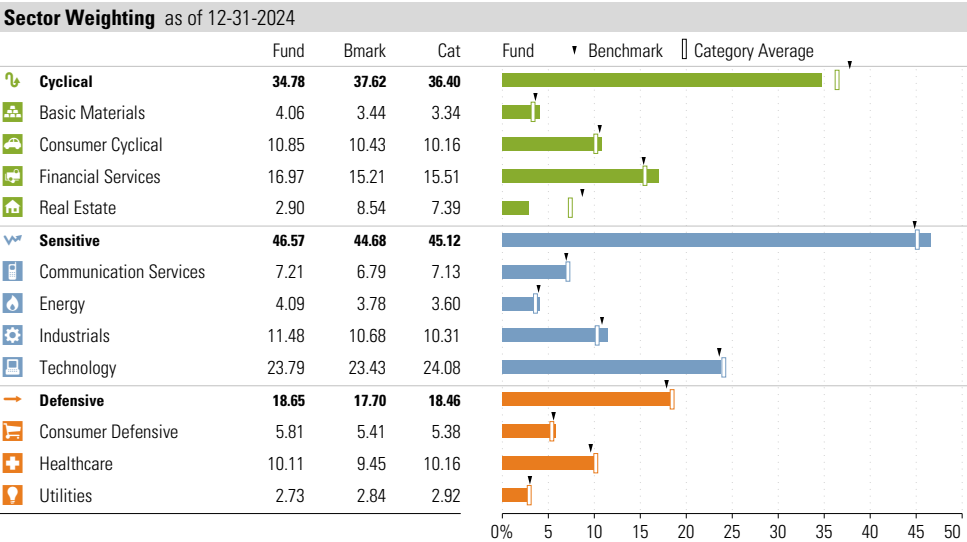
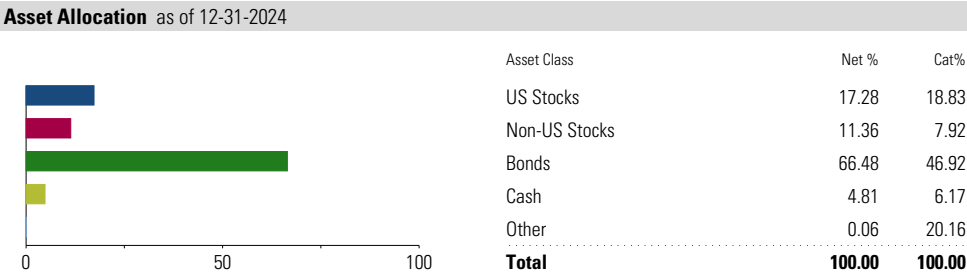
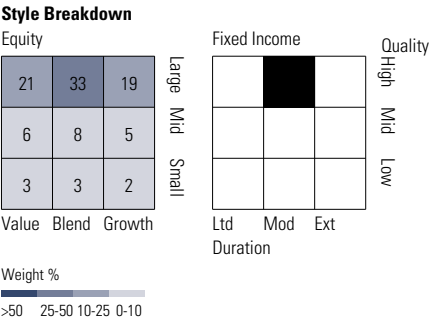
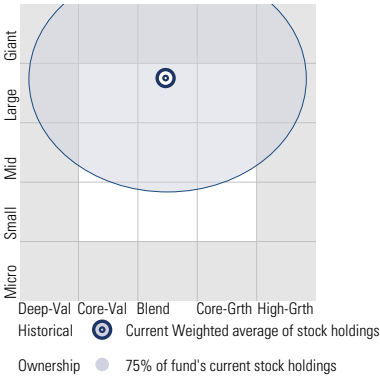
	Fund	Bmark	Cat
Price/Earnings Ratio	20.29	21.83	21.55
Price/Book Ratio	2.62	2.86	2.78
Avg Eff Duration	5.43	-	5.68

Vanguard Target Retirement Income Fund VTINX

Morningstar Category
Target-Date Retirement

Morningstar Index
Morningstar Lifetime Mod Incm TR
USD

Style Analysis as of 12-31-2024
Morningstar Style Box™



Top 7 Holdings as of 12-31-2024						
Name	Maturity Date	% Net Asset	Cumulative %	YTD Return %	Morningstar Sector	
⊕ Vanguard Total Bond Market II Idx Inv	—	37.02	37.02	—	—	
⊖ Vanguard Total Stock Mkt Idx Instl Pls	—	17.36	54.38	—	—	
⊕ Vanguard Shrt-Term Infl-Prot Sec Idx Adm	—	17.14	71.52	—	—	
⊕ Vanguard Total Intl Bd II Idx Instl	—	16.22	87.74	—	—	
⊕ Vanguard Total Intl Stock Index Inv	—	11.62	99.35	—	—	
⊖ Mktliq 12/31/2049	—	0.67	100.02	—	—	
⊕ Us Dollar	—	0.02	100.04	—	—	

Total Holdings 7

⊕ Increase ⊖ Decrease ✖ New to Portfolio