

American Funds American Balanced R6 RLBGX

Morningstar Category
Moderate Allocation

Morningstar Index
Morningstar US Mod Tgt Alloc NR USD

Portfolio Manager(s)

Hilda Applbaum since 01-1999
Alan Berro since 03-2006
Paul Benjamin since 07-2014
Alan Wilson since 01-2016
John Queen since 07-2016
Pramod Atluri since 03-2018
Mark Casey since 10-2019
Ritchie Tuazon since 10-2020
Mathews Cherian since 05-2021
Jin Lee since 03-2023
Chit Purani since 03-2023
Irfan Furniturewala since 05-2023

Quantitative Screens

- Performance:** The fund has finished in the Moderate Allocation category's top three quartiles in 10 of the 10 years it's been in existence.
- Management:** The fund's management has been in place for 26.02 years.
- Style:** The fund has landed in its primary style box — Large Blend — 90 % of the time over the past three years.
- Net Expense:** The fund's expense ratio of 0.25 is 75.25% lower than the Moderate Allocation category average.

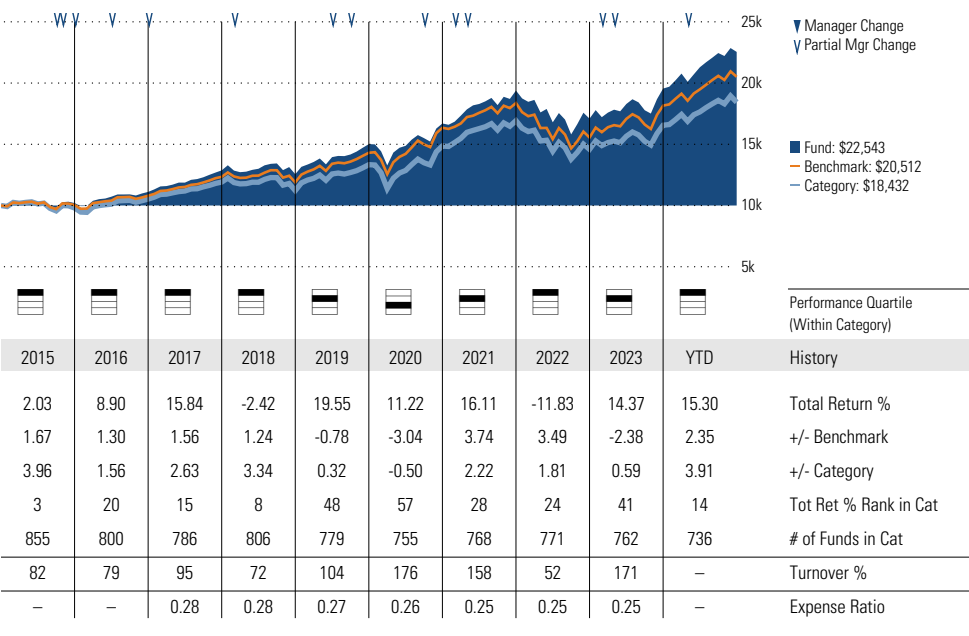
Morningstar Investment Management LLC Analysis

This fund passes all of Morningstar Investment Management's quantitative screens. Morningstar Investment Management has also assessed the fund from a qualitative perspective and, as a fiduciary, is comfortable recommending the fund's use in retirement plans.

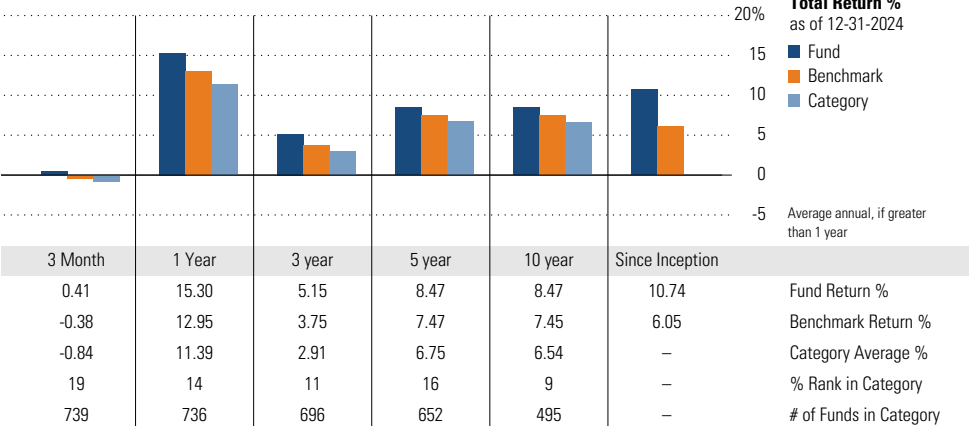
ESG Metrics

Metric	Rating	Updated
Sustainability Rating	3	11-30-2024
Carbon Risk Score	Low Risk	12-31-2022
ESG Commitment	1-Low	02-15-2022

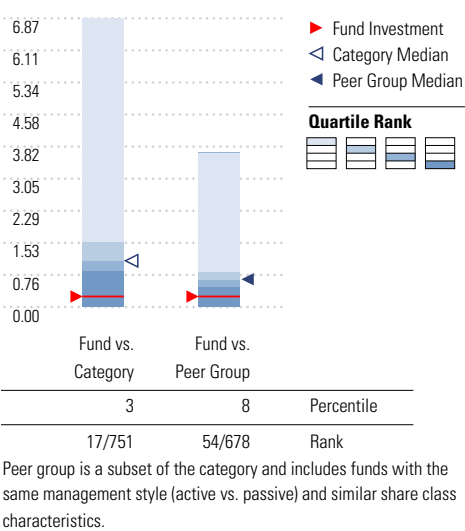
Growth of \$10,000



Trailing Performance



Net Expense



3-Year Risk Metrics

	Fund	Bmark	Cat
Alpha	1.50	—	-0.80
Beta	0.96	—	0.97
R-Squared	96.99	—	94.01
Standard Deviation	11.99	12.33	12.37
Sharpe Ratio	0.13	0.02	-0.06
Tracking Error	2.14	—	2.81
Information Ratio	0.66	—	-0.49
Up Capture Ratio	102.45	—	95.93
Down Capture Ratio	94.79	—	100.83

Portfolio Metrics

	Fund	Bmark	Cat
Price/Earnings Ratio	25.49	23.29	23.65
Price/Book Ratio	4.34	3.38	3.49
Avg Eff Duration	6.49	5.94	4.87

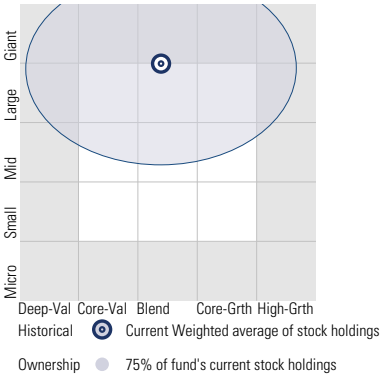
American Funds American Balanced R6 RLBGX

Morningstar Category
Moderate Allocation

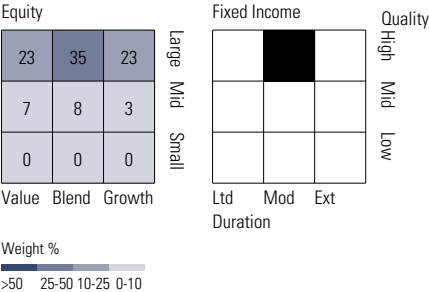
Morningstar Index
Morningstar US Mod Tgt Alloc NR USD

Style Analysis as of 12-31-2024

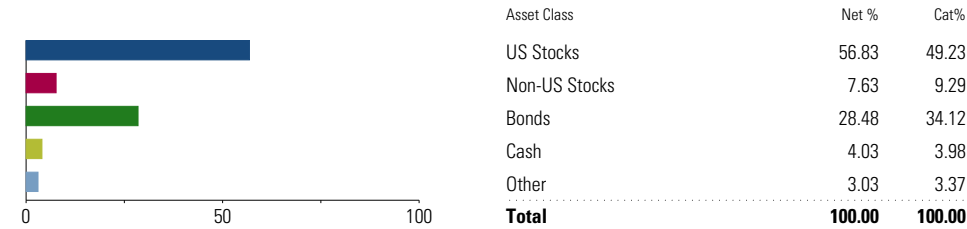
Morningstar Style Box™



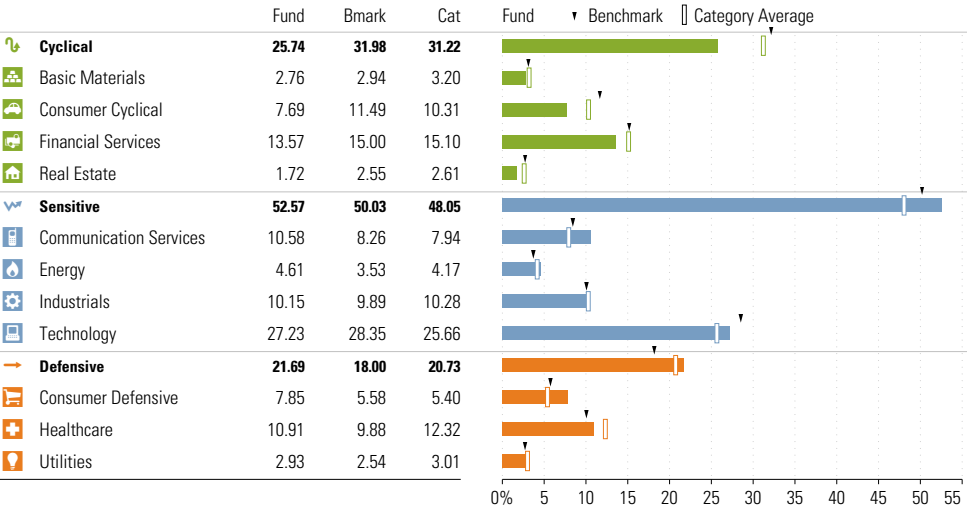
Style Breakdown



Asset Allocation as of 12-31-2024



Sector Weighting as of 12-31-2024



Top 10 Holdings as of 12-31-2024

Name	Maturity Date	% Net Asset	Cumulative %	YTD Return %	Morningstar Sector
Broadcom Inc	—	6.01	6.01	—	Technology
Capital Group Central Cash Fund	—	4.91	10.92	—	—
Microsoft Corp	—	3.30	14.22	12.91	Technology
Cap Grp Cent Fd Ser Ii	—	2.73	16.95	—	—
Taiwan Semiconductor Manufacturing Co Ltd ADR	—	2.07	19.02	92.12	Technology
Meta Platforms Inc Class A	—	1.92	20.93	—	Communication Svc
Philip Morris International Inc	—	1.83	22.76	—	Consumer Defensive
Alphabet Inc Class C	—	1.79	24.55	35.56	Communication Svc
Amazon.com Inc	—	1.78	26.33	44.39	Consumer Cyclical
UnitedHealth Group Inc	—	1.49	27.82	-2.36	Healthcare

Total Holdings 3732

Increase Decrease New to Portfolio

American Funds Intl Gr and Inc R6 RIGGX

Morningstar Category
Foreign Large Blend

Morningstar Index
MSCI ACWI Ex USA NR USD

Portfolio Manager(s)

Andrew Suzman since 10-2008
Steven Watson since 10-2008
Patrice Collette since 09-2010
Leo Hee since 07-2015
Michael Cohen since 07-2018
Lisa Thompson since 09-2018
Barbara Burtin since 09-2024
Bobby Chada since 09-2024

Quantitative Screens

- Performance:** The fund has finished in the Foreign Large Blend category's top three quartiles in 9 of the 10 years it's been in existence.
- Management:** The fund's management has been in place for 16.26 years.
- Style:** The fund has landed in its primary style box — Large Blend — 100 % of the time over the past three years.
- Net Expense:** The fund's expense ratio of 0.54 is 34.15% lower than the Foreign Large Blend category average.

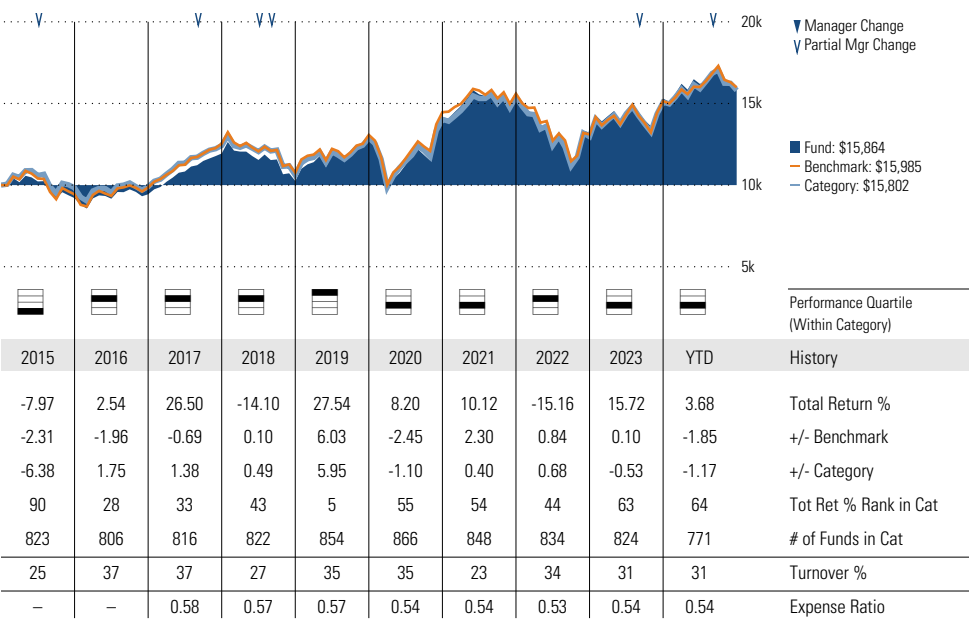
Morningstar Investment Management LLC Analysis

This fund passes all of Morningstar Investment Management's quantitative screens. Morningstar Investment Management has also assessed the fund from a qualitative perspective and, as a fiduciary, is comfortable recommending the fund's use in retirement plans.

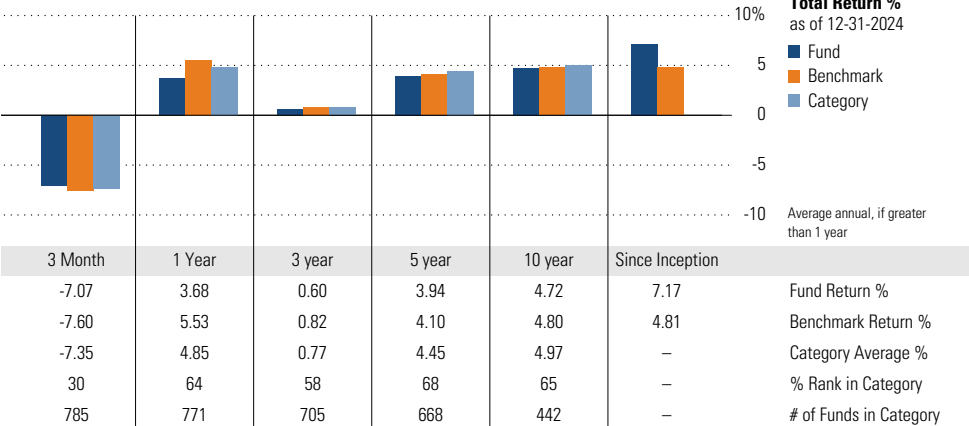
ESG Metrics

Metric	Rating	Updated
Sustainability Rating	3	11-30-2024
Carbon Risk Score	Low Risk	12-31-2022
ESG Commitment	1-Low	02-15-2022

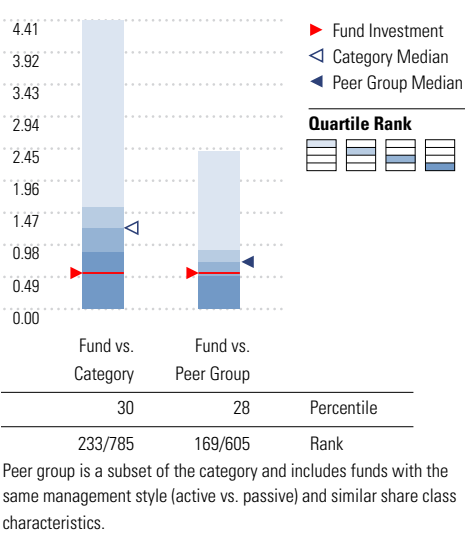
Growth of \$10,000



Trailing Performance



Net Expense



3-Year Risk Metrics

	Fund	Bmark	Cat
Alpha	-0.18	-	-0.18
Beta	0.98	-	1.02
R-Squared	94.16	-	92.81
Standard Deviation	16.37	16.25	17.28
Sharpe Ratio	-0.14	-0.13	-0.13
Tracking Error	3.97	-	4.64
Information Ratio	-0.06	-	-0.05
Up Capture Ratio	99.33	-	105.80
Down Capture Ratio	100.34	-	107.10

Portfolio Metrics

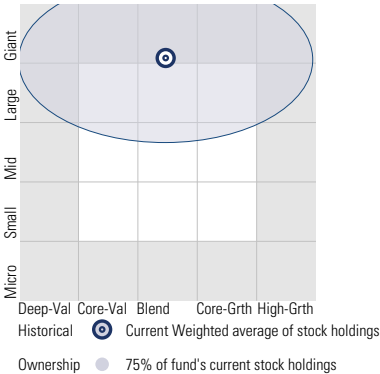
	Fund	Bmark	Cat
Price/Earnings Ratio	15.15	15.67	15.97
Price/Book Ratio	1.78	1.81	1.85
Geom Avg Mkt Cap \$B	53.74	50.11	58.43
ROE	18.53	16.85	17.76

American Funds Intl Gr and Inc R6 RIGGX

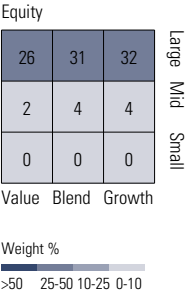
Morningstar Category Foreign Large Blend
Morningstar Index MSCI ACWI Ex USA NR USD

Style Analysis as of 12-31-2024

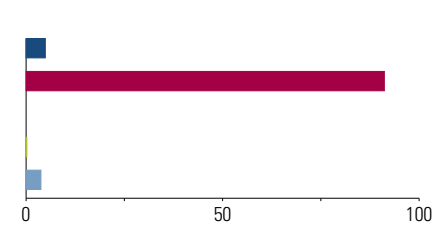
Morningstar Style Box™



Style Breakdown

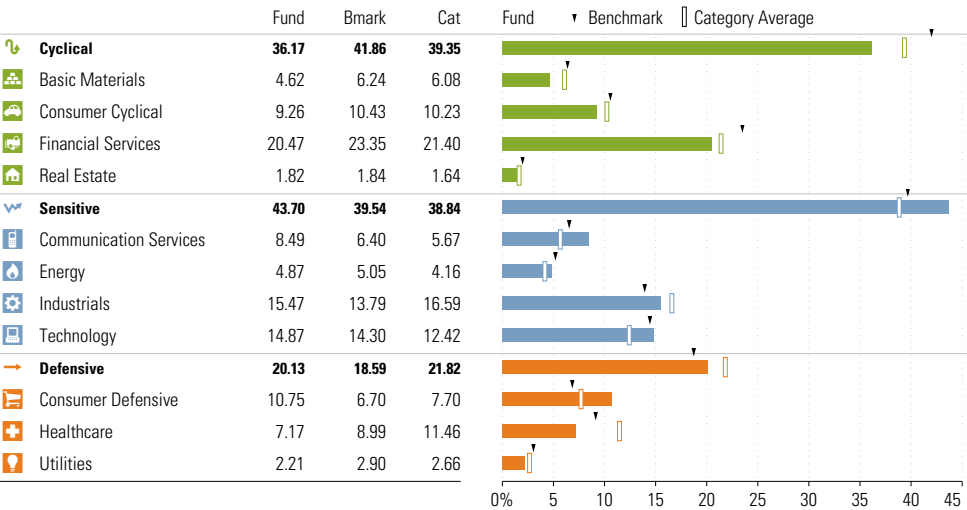


Asset Allocation as of 12-31-2024




Asset Class	Net %	Cat%
US Stocks	4.89	3.62
Non-US Stocks	91.15	93.59
Bonds	0.00	-1.99
Cash	0.19	5.38
Other	3.77	-0.58
Total	100.00	100.00

Sector Weighting as of 12-31-2024



World Regions % Equity 12-31-2024



Top 10 Holdings as of 12-31-2024

Name	% Net Asset	Cumulative %	YTD Return %	Morningstar Sector
⊖ Taiwan Semiconductor Manufacturing Co Ltd	4.60	4.60	—	Technology
⊖ Capital Group Central Cash M	3.54	8.14	—	—
⊖ Novo Nordisk AS Class B	1.89	10.03	—	Healthcare
⊕ TotalEnergies SE	1.86	11.89	—	Energy
⊖ ASML Holding NV	1.73	13.62	—	Technology
⊕ BAE Systems PLC	1.69	15.31	—	Industrials
⊖ MediaTek Inc	1.65	16.96	—	Technology
⊖ Broadcom Inc	1.62	18.57	—	Technology
⊕ British American Tobacco PLC	1.53	20.11	—	Consumer Defensive
⊖ Tencent Holdings Ltd	1.37	21.48	—	Communication Svc

Total Holdings 267

⊕ Increase ⊖ Decrease ✱ New to Portfolio

American Funds New World R6 RNWGX

Morningstar Category
Diversified Emerging Mkts

Morningstar Index
MSCI EM NR USD

Portfolio Manager(s)

Carl Kawaja since 06-1999
Robert Lovelace since 06-1999
Winnie Kwan since 01-2009
Christopher Thomsen since 01-2009
Tomonori Tani since 10-2013
Akira Shiraishi since 01-2017
Bradford Freer since 01-2017
Lisa Thompson since 10-2019
Kirstie Spence since 12-2019
Piyada Phanaphat since 01-2020
Dawid Justus since 01-2020
Matt Hochstetler since 01-2024

Quantitative Screens

✓ **Performance:** The fund has finished in the Diversified Emerging Mkts category's top three quartiles in 10 of the 10 years it's been in existence.

✓ **Management:** The fund's management has been in place for 25.56 years.

✓ **Style:** The fund has landed in its primary style box — Large Growth — 100 % of the time over the past three years.

✓ **Net Expense:** The fund's expense ratio of 0.57 is 48.65% lower than the Diversified Emerging Mkts category average.

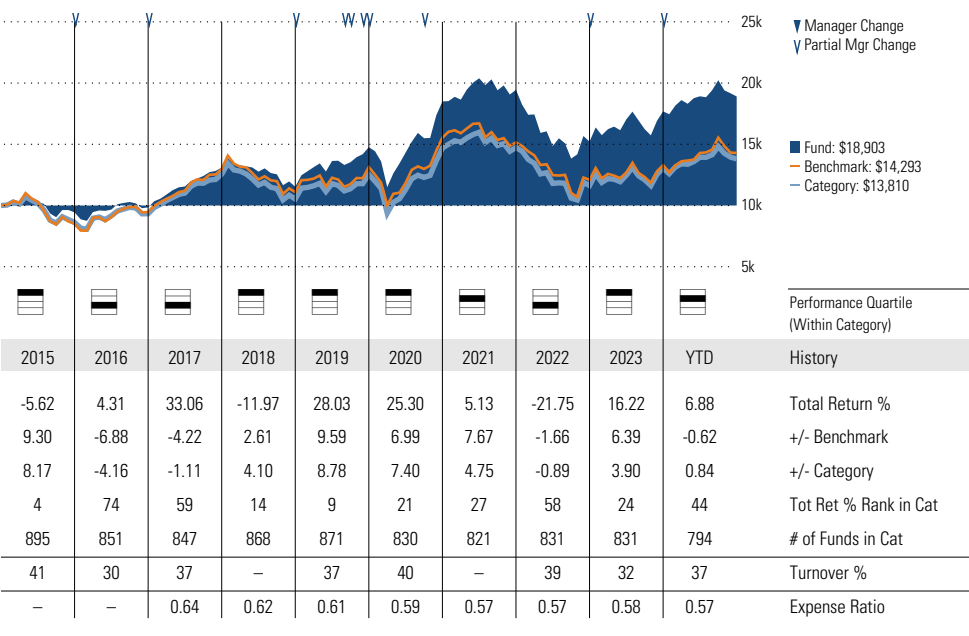
Morningstar Investment Management LLC Analysis

This fund passes all of Morningstar Investment Management's quantitative screens. Morningstar Investment Management has also assessed the fund from a qualitative perspective and, as a fiduciary, is comfortable recommending the fund's use in retirement plans.

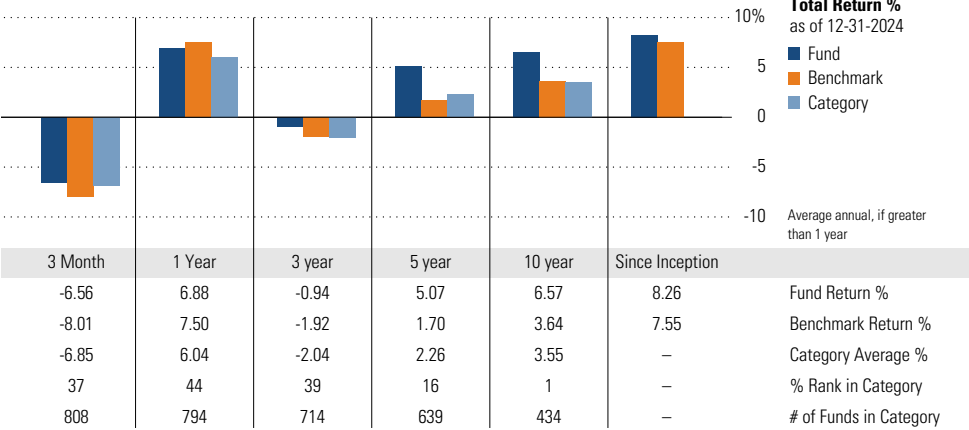
ESG Metrics

Metric	Rating	Updated
Sustainability Rating	3	11-30-2024
Carbon Risk Score	Medium Risk	12-31-2022
ESG Commitment	1-Low	02-15-2022

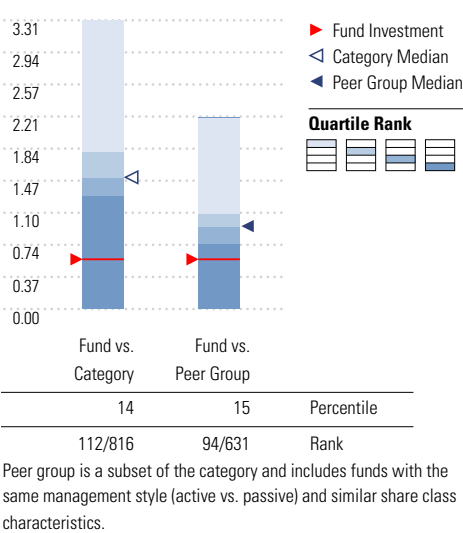
Growth of \$10,000



Trailing Performance



Net Expense



3-Year Risk Metrics

	Fund	Bmark	Cat
Alpha	0.63	-	-0.95
Beta	0.79	-	0.93
R-Squared	77.61	-	87.17
Standard Deviation	15.98	17.75	17.78
Sharpe Ratio	-0.25	-0.26	-0.31
Tracking Error	8.41	-	6.29
Information Ratio	0.12	-	-0.14
Up Capture Ratio	80.45	-	91.93
Down Capture Ratio	78.51	-	96.62

Portfolio Metrics

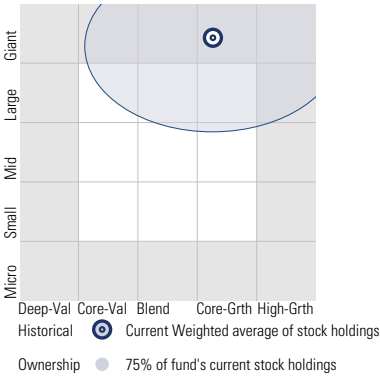
	Fund	Bmark	Cat
Price/Earnings Ratio	20.45	13.99	13.85
Price/Book Ratio	3.07	1.74	1.84
Geom Avg Mkt Cap \$B	80.99	47.88	52.65
ROE	23.57	17.44	18.82

American Funds New World R6 RNWGX

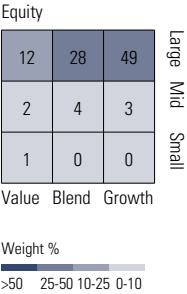
Morningstar Category Diversified Emerging Mkts Morningstar Index MSCI EM NR USD

Style Analysis as of 12-31-2024

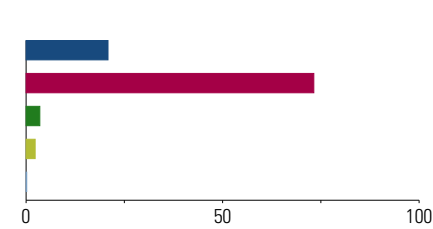
Morningstar Style Box™



Style Breakdown

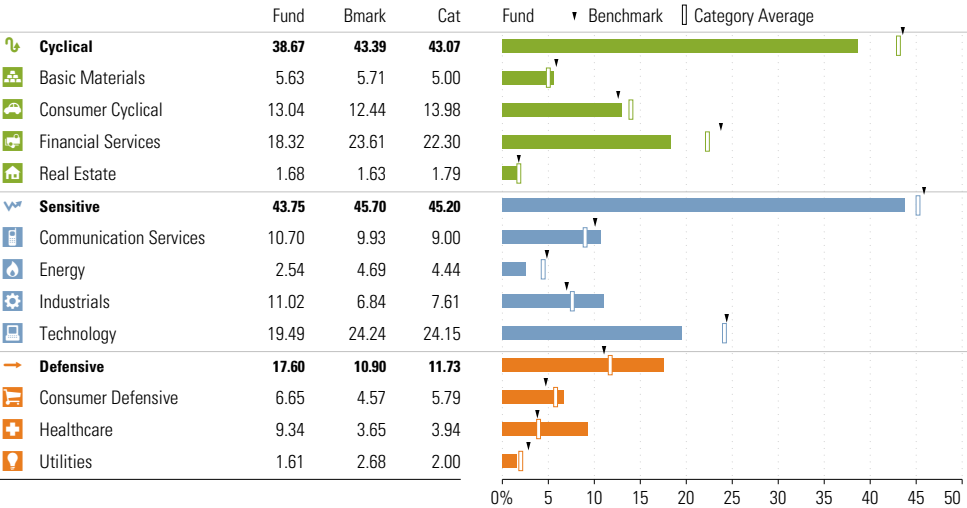


Asset Allocation as of 12-31-2024



Asset Class	Net %	Cat %
US Stocks	20.84	2.19
Non-US Stocks	73.21	96.35
Bonds	3.49	-0.03
Cash	2.30	1.41
Other	0.16	0.09
Total	100.00	100.00

Sector Weighting as of 12-31-2024



World Regions % Equity 12-31-2024



	Fund %	Cat %		Fund %	Cat %		Fund %	Cat %		Fund %
Americas	31.65	12.47	Greater Europe	20.71	11.00	Market Maturity			Fund %	
North America	23.61	1.90	United Kingdom	2.67	0.58	Developed Markets	56.63			
Central/Latin	8.04	10.57	W euro-ex UK	14.55	1.64	Emerging Markets	43.37			
			Emrgng Europe	0.47	2.03	Not Available	0.00			
			Africa	3.02	6.75					

Top 10 Holdings as of 12-31-2024

Name	% Net Asset	Cumulative %	YTD Return %	Morningstar Sector
⊕ Taiwan Semiconductor Manufacturing Co Ltd	5.95	5.95	—	Technology
⊕ Tencent Holdings Ltd	2.62	8.57	—	Communication Svc
⊕ Microsoft Corp	2.61	11.18	12.91	Technology
⊖ Capital Group Central Cash Fund	2.57	13.75	—	—
⊕ MercadoLibre Inc	1.85	15.60	—	Consumer Cyclical
⊖ Broadcom Inc	1.78	17.38	—	Technology
⊕ Meta Platforms Inc Class A	1.65	19.03	—	Communication Svc
⊕ NVIDIA Corp	1.51	20.53	171.24	Technology
⊖ Novo Nordisk AS Class B	1.35	21.89	—	Healthcare
⊖ Max Healthcare Institute Ltd Ordinary Shares	1.27	23.15	—	Healthcare

Total Holdings 593

⊕ Increase ⊖ Decrease ✱ New to Portfolio

Baird Aggregate Bond Inst BAGIX

Morningstar Category
Intermediate Core Bond

Morningstar Index
Bloomberg US Agg Bond TR USD

Portfolio Manager(s)

M. Sharon deGuzman since 09-2000
Mary Ellen Stanek since 09-2000
Charles Groeschell since 09-2000
Warren Pierson since 09-2000
Meghan Dean since 05-2019
Jay Schwister since 05-2019
Jeffrey Schrom since 05-2019
Patrick Brown since 05-2021
Abhishek Pulakanti since 05-2022
Andrew O'Connell since 05-2022

Quantitative Screens

✔ **Performance:** The fund has finished in the Intermediate Core Bond category's top three quartiles in 10 of the 10 years it's been in existence.

✔ **Management:** The fund's management has been in place for 24.27 years.

Style Consistency is not calculated for Fixed Income funds.

✔ **Net Expense:** The fund's expense ratio of 0.3 is 41.18% lower than the Intermediate Core Bond category average.

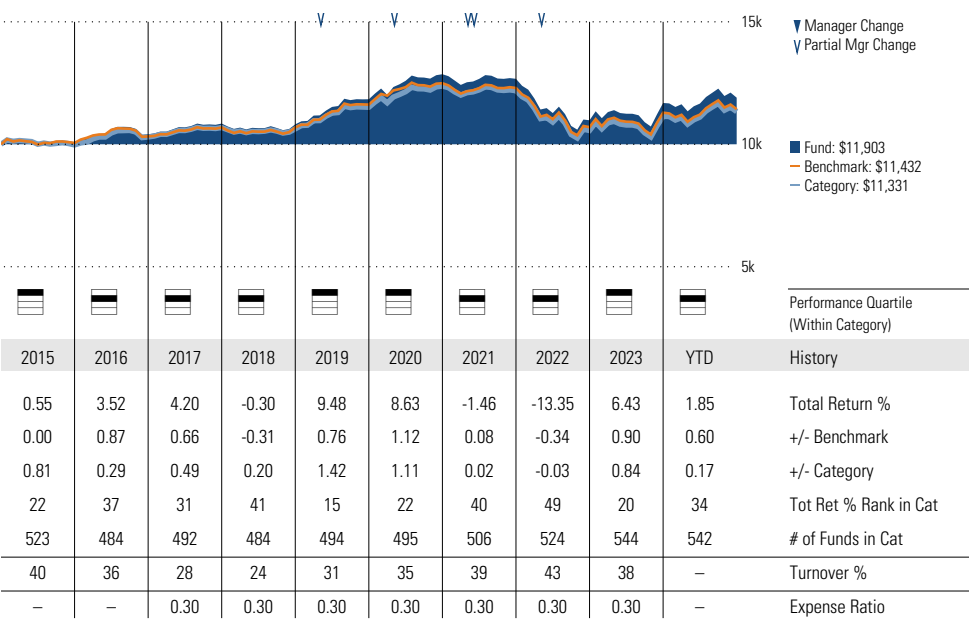
Morningstar Investment Management LLC Analysis

This fund passes all of Morningstar Investment Management's quantitative screens. Morningstar Investment Management has also assessed the fund from a qualitative perspective and, as a fiduciary, is comfortable recommending the fund's use in retirement plans.

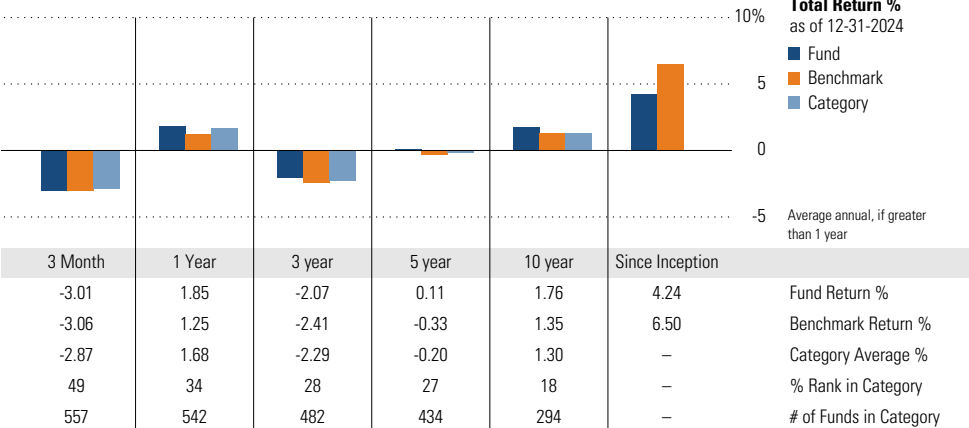
ESG Metrics

Metric	Rating	Updated
Sustainability Rating	4	11-30-2024
ESG Commitment	1-Low	02-15-2022

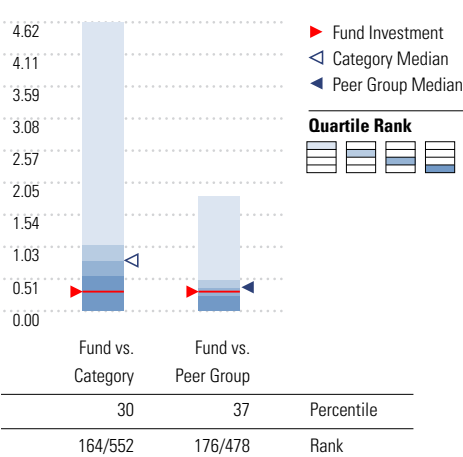
Growth of \$10,000



Trailing Performance



Net Expense



Peer group is a subset of the category and includes funds with the same management style (active vs. passive) and similar share class characteristics.

3-Year Risk Metrics

	Fund	Bmark	Cat
Alpha	0.39	—	-0.01
Beta	1.01	—	0.98
R-Squared	99.67	—	98.24
Standard Deviation	7.95	7.83	7.75
Sharpe Ratio	-0.77	-0.82	-0.83
Tracking Error	0.47	—	0.96
Information Ratio	0.73	—	-0.14
Up Capture Ratio	102.21	—	97.64
Down Capture Ratio	99.02	—	97.81

Portfolio Metrics

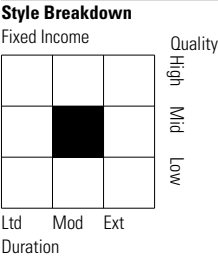
	Fund	Bmark	Cat
Avg Eff Duration	6.08	4.43	5.86
Avg Eff Maturity	8.14	—	8.60

Baird Aggregate Bond Inst BAGIX

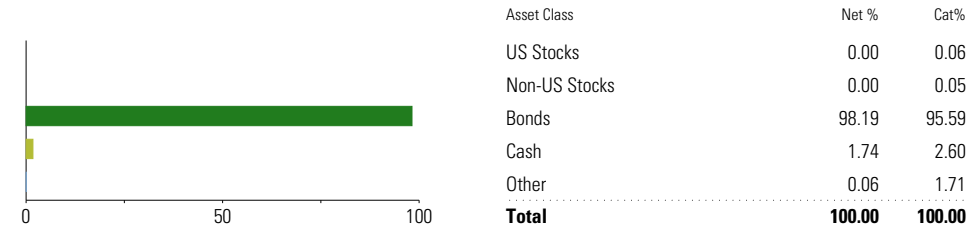
Morningstar Category
Intermediate Core Bond

Morningstar Index
Bloomberg US Agg Bond TR USD

Style Analysis as of 12-31-2024

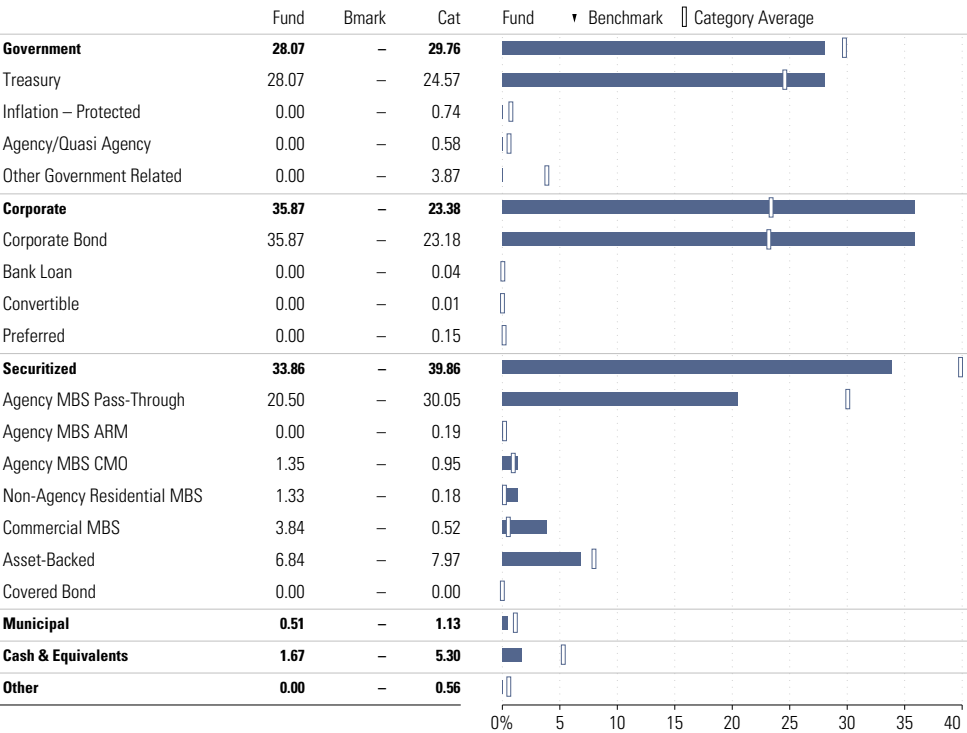


Asset Allocation as of 12-31-2024



Credit Rating Breakdown	Fund	Bmark	Cat
AAA	12.20	3.53	19.99
AA	53.90	74.59	46.54
A	12.90	10.82	20.32
BBB	20.80	8.32	11.86
BB	0.20	0.28	0.56
B	0.00	0.00	0.28
Below B	0.00	0.00	0.10
Not Rated	0.00	2.46	0.36

Sector Weighting as of 12-31-2024



Top 10 Holdings as of 12-31-2024

Name	Maturity Date	% Net Asset	Cumulative %	Fixed Income Sector
⊖ United States Treasury Notes 1.13%	10-2026	2.84	2.84	—
United States Treasury Bonds 3.88%	05-2043	1.68	4.52	—
United States Treasury Bonds 2.88%	05-2043	1.57	6.09	—
⊕ United States Treasury Bonds 2.38%	02-2042	1.53	7.62	—
United States Treasury Bonds 2.5%	02-2045	1.53	9.15	—
⊖ First American Government Obligs U	02-2030	1.41	10.55	—
United States Treasury Bonds 3.38%	08-2042	1.36	11.92	—
United States Treasury Bonds 2.88%	05-2052	1.32	13.24	—
⊖ United States Treasury Notes 3.88%	11-2027	1.29	14.53	—
⊕ United States Treasury Notes 4.13%	08-2030	1.26	15.80	—

Total Holdings 1879

⊕ Increase ⊖ Decrease ✱ New to Portfolio

DFA US Small Cap Value I DFSVX

Morningstar Category
Small Value

Morningstar Index
Russell 2000 Value TR USD

Portfolio Manager(s)

Jed Fogdall since 02-2012
Joel Schneider since 07-2015
Marc Leblond since 02-2020

Quantitative Screens

- Performance:** The fund has finished in the Small Value category's top three quartiles in 9 of the 10 years it's been in existence.
- Management:** The fund's management has been in place for 12.85 years.
- Style:** The fund has landed in its primary style box — Small Value — 100 % of the time over the past three years.
- Net Expense:** The fund's expense ratio of 0.31 is 71.56% lower than the Small Value category average.

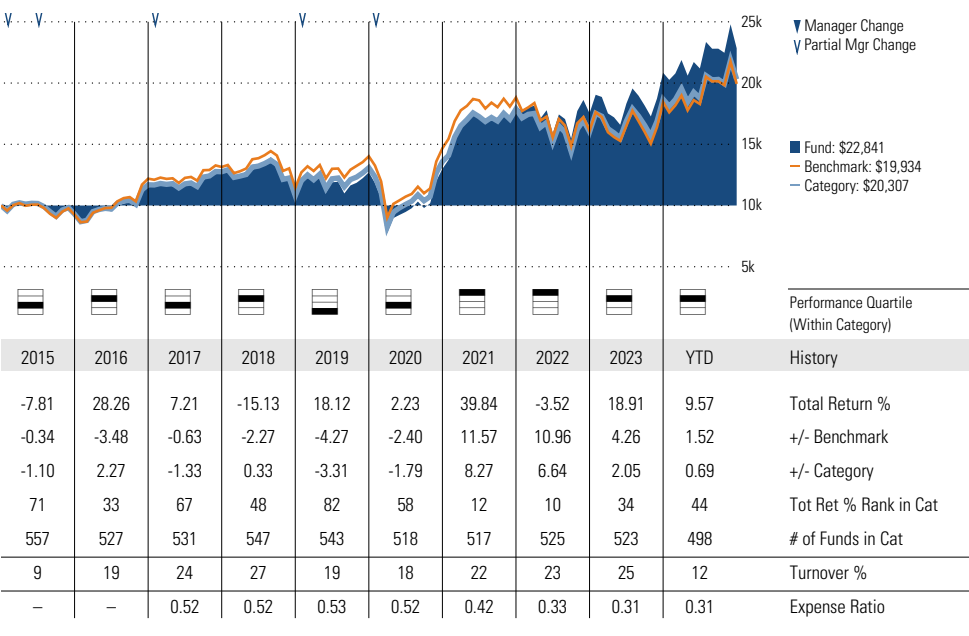
Morningstar Investment Management LLC Analysis

This fund passes all of Morningstar Investment Management's quantitative screens. Morningstar Investment Management has also assessed the fund from a qualitative perspective and, as a fiduciary, is comfortable recommending the fund's use in retirement plans.

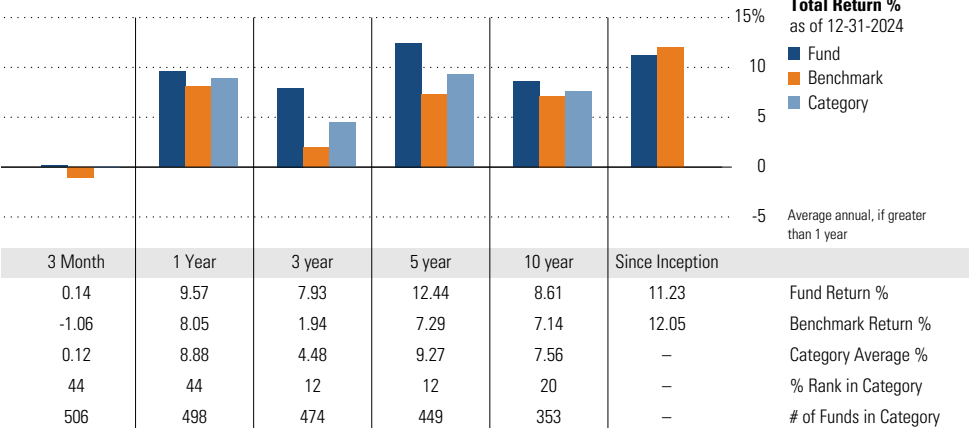
ESG Metrics

Metric	Rating	Updated
Sustainability Rating	3	11-30-2024
Carbon Risk Score	Medium Risk	12-31-2022

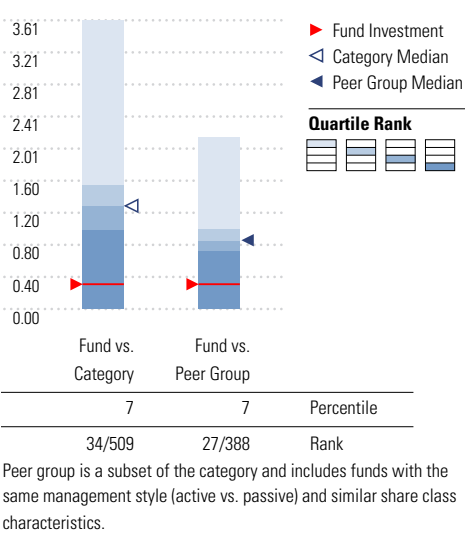
Growth of \$10,000



Trailing Performance



Net Expense



3-Year Risk Metrics

	Fund	Bmark	Cat
Alpha	5.77	-	2.32
Beta	0.96	-	0.92
R-Squared	96.90	-	94.22
Standard Deviation	23.11	23.77	22.43
Sharpe Ratio	0.26	0.02	0.11
Tracking Error	4.20	-	5.63
Information Ratio	1.43	-	0.39
Up Capture Ratio	103.98	-	95.26
Down Capture Ratio	87.44	-	88.82

Portfolio Metrics

	Fund	Bmark	Cat
Price/Earnings Ratio	14.53	14.23	14.24
Price/Book Ratio	1.25	1.26	1.60
Geom Avg Mkt Cap \$B	3.55	2.12	4.89
ROE	7.58	4.28	11.63

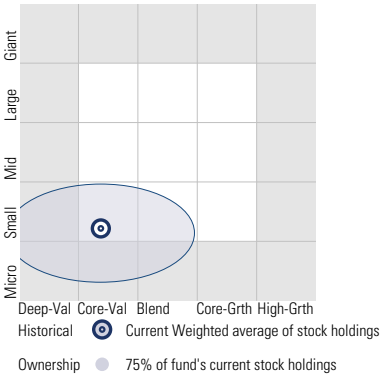
DFA US Small Cap Value I DFSVX

Morningstar Category
Small Value

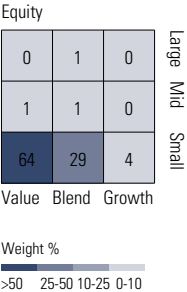
Morningstar Index
Russell 2000 Value TR USD

Style Analysis as of 12-31-2024

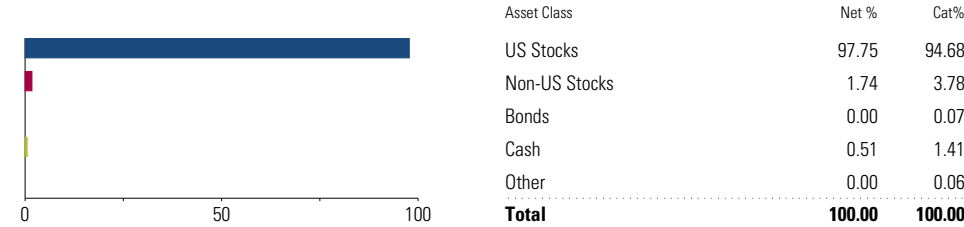
Morningstar Style Box™



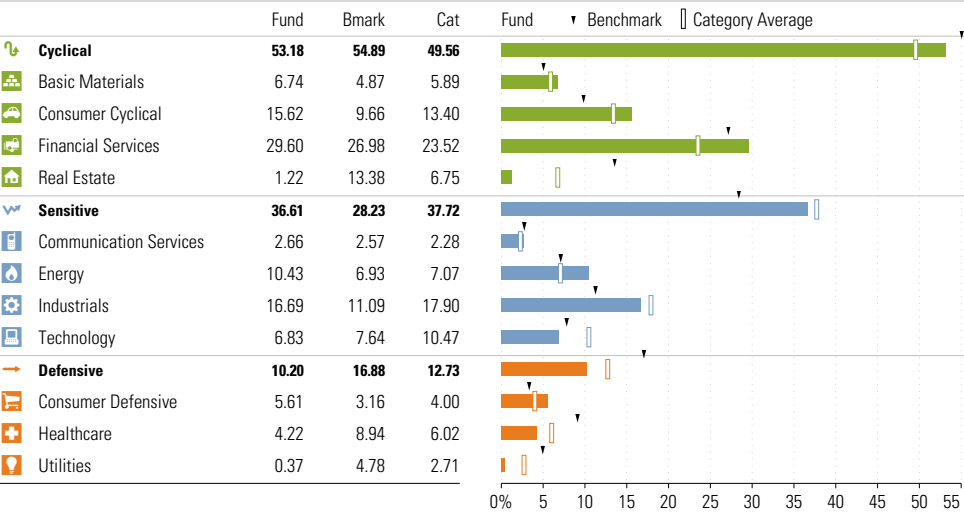
Style Breakdown



Asset Allocation as of 12-31-2024



Sector Weighting as of 12-31-2024



Top 15 Holdings as of 12-31-2024

Name	% Net Asset	Cumulative %	YTD Return %	Morningstar Sector
Taylor Morrison Home Corp	0.80	0.80	—	Consumer Cyclical
United States Steel Corp	0.69	1.49	-29.72	Basic Materials
Jackson Financial Inc	0.67	2.16	—	Financial Services
DT Midstream Inc Ordinary Shares	0.65	2.81	—	Energy
Invesco Ltd	0.61	3.42	2.55	Financial Services
First Horizon Corp	0.60	4.02	46.47	Financial Services
F N B Corp	0.60	4.62	10.82	Financial Services
Assured Guaranty Ltd	0.60	5.21	21.94	Financial Services
Commercial Metals Co	0.59	5.81	0.52	Basic Materials
Prosperity Bancshares Inc	0.58	6.39	14.59	Financial Services
Old National Bancorp	0.57	6.96	31.82	Financial Services
Meritage Homes Corp	0.56	7.52	-9.98	Consumer Cyclical
GATX Corp	0.55	8.07	30.83	Industrials
Webster Financial Corp	0.55	8.62	11.94	Financial Services
MGIC Investment Corp	0.55	9.17	25.45	Financial Services

Total Holdings 1018

⊕ Increase ⊖ Decrease ✱ New to Portfolio

Federated Hermes Govt Ultrashort R6 FGULX

Morningstar Category
Ultrashort Bond

Morningstar Index
Bloomberg US Agg Bond TR USD

Portfolio Manager(s)

Susan Hill since 07-1997
Liam O'Connell since 11-2010

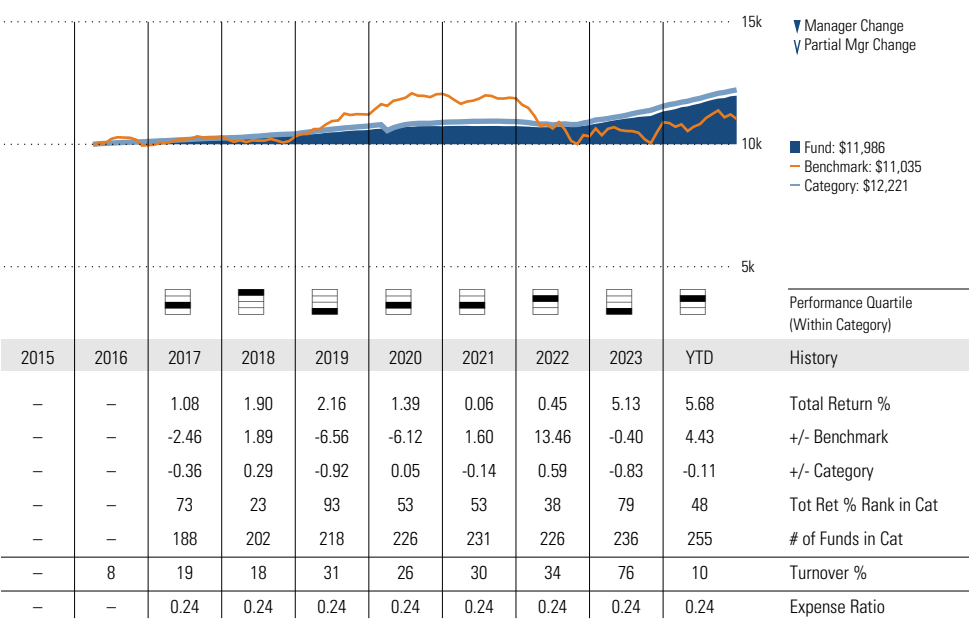
Quantitative Screens

- Performance:** The fund has finished in the Ultrashort Bond category's top three quartiles in 6 of the 8 years it's been in existence.
- Management:** The fund's management has been in place for 27.5 years.
- Style Consistency is not calculated for Fixed Income funds.
- Net Expense:** The fund's expense ratio of 0.24 is 40% lower than the Ultrashort Bond category average.

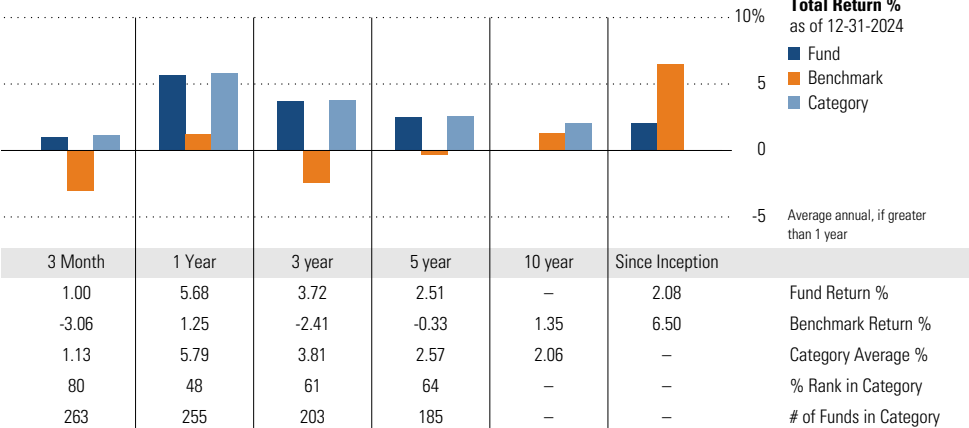
Morningstar Investment Management LLC Analysis

This fund passes all of Morningstar Investment Management's quantitative screens. Morningstar Investment Management has also assessed the fund from a qualitative perspective and, as a fiduciary, is comfortable recommending the fund's use in retirement plans.

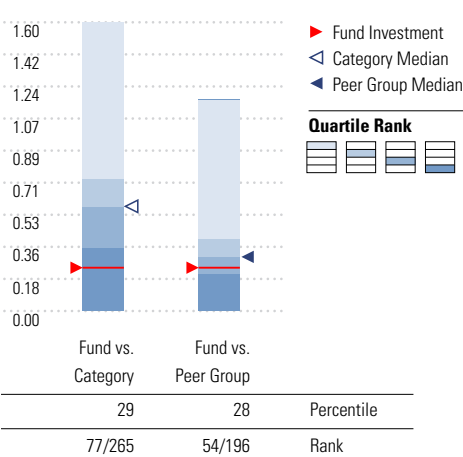
Growth of \$10,000



Trailing Performance



Net Expense



Peer group is a subset of the category and includes funds with the same management style (active vs. passive) and similar share class characteristics.

3-Year Risk Metrics

	Fund	Bmark	Cat
Alpha	3.86	-	3.95
Beta	0.09	-	0.10
R-Squared	57.77	-	37.67
Standard Deviation	0.93	7.83	1.24
Sharpe Ratio	-0.80	-0.82	-0.63
Tracking Error	7.15	-	7.15
Information Ratio	0.86	-	0.87
Up Capture Ratio	24.73	-	24.45
Down Capture Ratio	-8.84	-	-9.67

Portfolio Metrics

	Fund	Bmark	Cat
Avg Eff Duration	0.69	4.43	1.10
Avg Eff Maturity	-	-	1.85

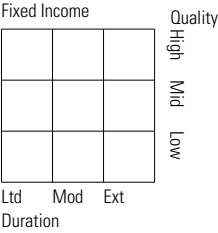
Federated Hermes Govt Ultrashort R6 FGULX

Morningstar Category
Ultrashort Bond

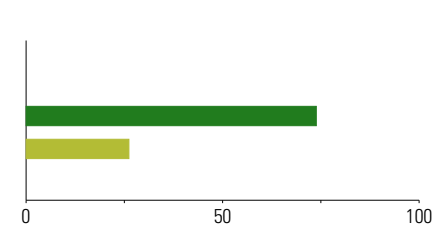
Morningstar Index
Bloomberg US Agg Bond TR USD

Style Analysis as of 12-31-2024

Style Breakdown



Asset Allocation as of 12-31-2024

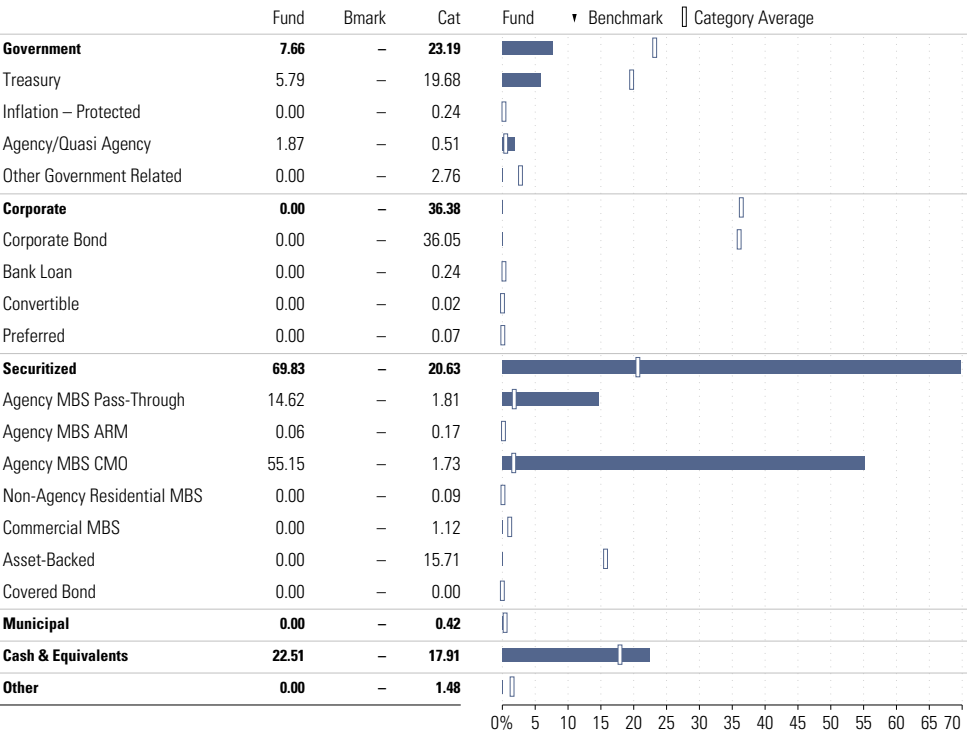


Asset Class	Net %	Cat%
US Stocks	0.00	3.84
Non-US Stocks	0.00	0.05
Bonds	73.84	66.94
Cash	26.16	28.81
Other	0.00	0.36
Total	100.00	100.00

Credit Rating Breakdown

	Fund	Bmark	Cat
AAA	100.00	3.53	34.94
AA	0.00	74.59	17.54
A	0.00	10.82	16.20
BBB	0.00	8.32	17.88
BB	0.00	0.28	2.21
B	0.00	0.00	1.00
Below B	0.00	0.00	0.34
Not Rated	0.00	2.46	9.90

Sector Weighting as of 12-31-2024



Top 10 Holdings as of 12-31-2024

Name	Maturity Date	% Net Asset	Cumulative %	Fixed Income Sector
⊕ Hsbc Repo 4 Repo	10-2024	10.78	10.78	—
⊕ Bank Of Montreal 6 Repo	10-2024	7.19	17.97	—
⊕ Repo Bank America Repo	10-2024	3.89	21.86	—
⊖ FEDERAL HOME LN MTG CORP MULTICLASS MTG PARTN CTFS GTD 6.0065%	04-2033	3.50	25.37	—
⊖ Government National Mortgage Association 6.19541%	03-2054	3.19	28.55	—
⊕ Government National Mortgage Association 6.5%	06-2054	2.79	31.35	—
⊖ FEDERAL HOME LN MTG CORP MULTICLASS MTG PARTN CTFS GTD 5.9065%	12-2032	2.75	34.10	—
FEDERAL HOME LN MTG CORP MULTICLASS MTG PARTN CTFS GTD 5.8565%	12-2032	2.57	36.67	—
⊖ Government National Mortgage Association 5.12871%	01-2073	2.50	39.18	—
⊖ FEDERAL HOME LN MTG CORP MULTICLASS MTG PARTN CTFS GTD 5.93012%	07-2053	2.16	41.34	—

Total Holdings 230

⊕ Increase ⊖ Decrease ✱ New to Portfolio

Invesco Diversified Dividend R6 LCEFX

Morningstar Category
Large Value
Morningstar Index
Russell 1000 Value TR USD

Portfolio Manager(s)

Christopher McMeans since 02-2016
Caroline Le Feuvre since 06-2020
Peter Santoro since 03-2021
Craig Leopold since 03-2022

Quantitative Screens

- Performance:** The fund has finished in the Large Value category's top three quartiles in 8 of the 10 years it's been in existence.
- Management:** The fund's management has been in place for 8.85 years.
- Style:** The fund has landed in its primary style box — Large Value — 87.88 % of the time over the past three years.
- Net Expense:** The fund's expense ratio of 0.47 is 45.98% lower than the Large Value category average.

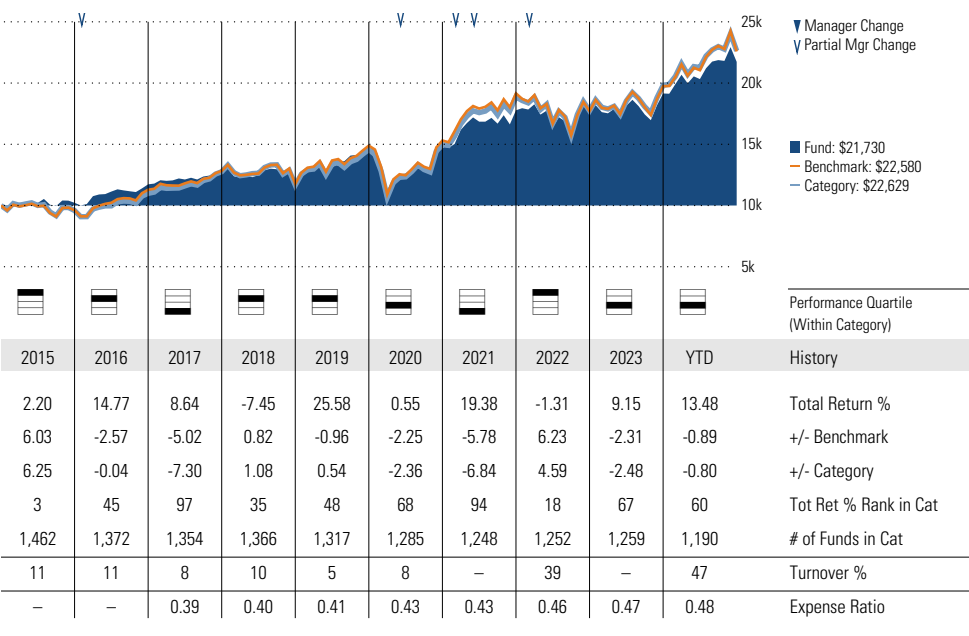
Morningstar Investment Management LLC Analysis

This fund passes all of Morningstar Investment Management's quantitative screens. Morningstar Investment Management has also assessed the fund from a qualitative perspective and, as a fiduciary, is comfortable recommending the fund's use in retirement plans.

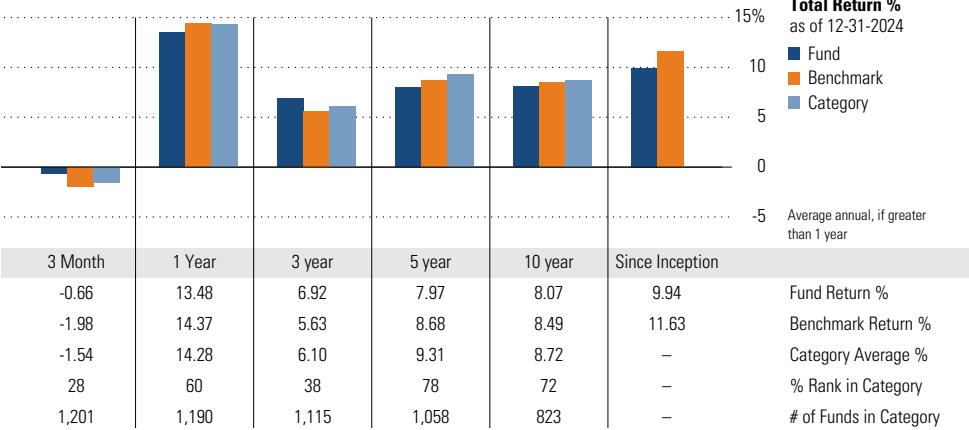
ESG Metrics

Metric	Rating	Updated
Sustainability Rating	3	11-30-2024
Carbon Risk Score	Medium Risk	12-31-2022

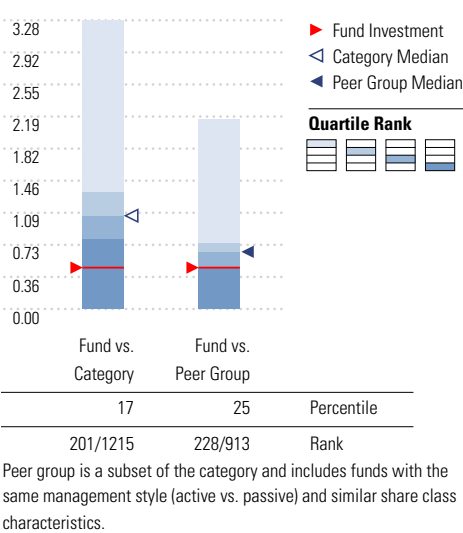
Growth of \$10,000



Trailing Performance



Net Expense



3-Year Risk Metrics

	Fund	Bmark	Cat
Alpha	1.86	—	0.76
Beta	0.86	—	0.94
R-Squared	97.12	—	94.06
Standard Deviation	14.69	16.89	16.37
Sharpe Ratio	0.24	0.16	0.18
Tracking Error	3.47	—	4.15
Information Ratio	0.37	—	0.12
Up Capture Ratio	87.65	—	94.58
Down Capture Ratio	79.73	—	91.60

Portfolio Metrics

	Fund	Bmark	Cat
Price/Earnings Ratio	23.50	19.68	18.28
Price/Book Ratio	3.00	2.54	2.44
Geom Avg Mkt Cap \$B	135.69	81.59	133.34
ROE	19.04	17.10	20.31

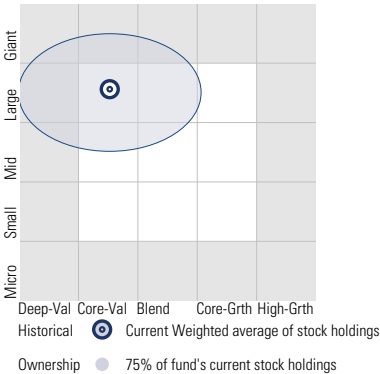
Invesco Diversified Dividend R6 LCEFX

Morningstar Category
Large Value

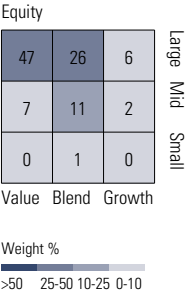
Morningstar Index
Russell 1000 Value TR USD

Style Analysis as of 12-31-2024

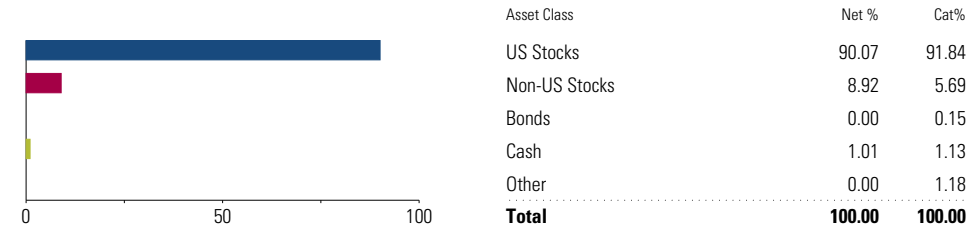
Morningstar Style Box™



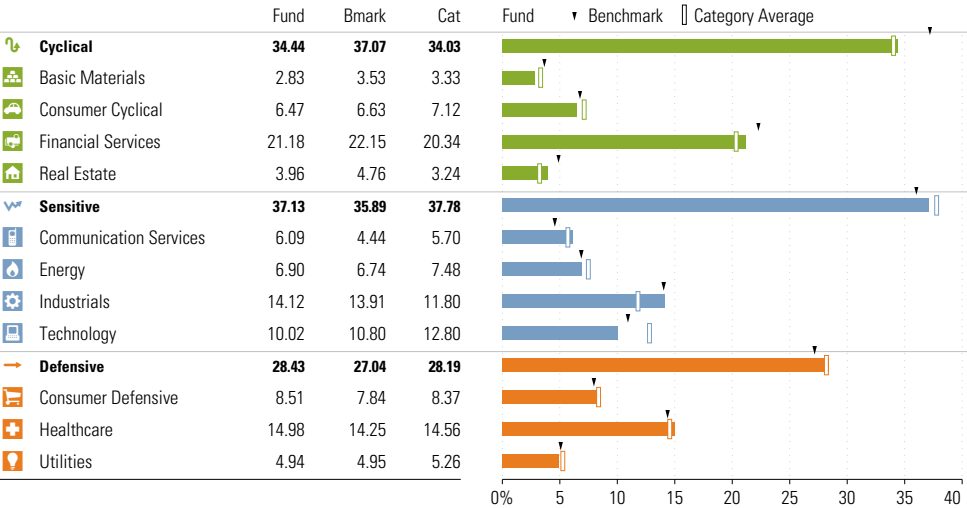
Style Breakdown



Asset Allocation as of 12-31-2024



Sector Weighting as of 12-31-2024



Top 15 Holdings as of 12-31-2024

Name	% Net Asset	Cumulative %	YTD Return %	Morningstar Sector
⊖ JPMorgan Chase & Co	3.50	3.50	43.63	Financial Services
⊖ Walmart Inc	3.18	6.67	73.51	Consumer Defensive
UnitedHealth Group Inc	3.08	9.75	-2.36	Healthcare
⊖ Philip Morris International Inc	2.55	12.31	—	Consumer Defensive
Chevron Corp	2.43	14.74	1.47	Energy
Johnson & Johnson	2.38	17.12	-4.60	Healthcare
⊖ ConocoPhillips	2.36	19.47	-11.87	Energy
Lowe's Companies Inc	2.20	21.68	12.92	Consumer Cyclical
⊖ PNC Financial Services Group Inc	2.14	23.82	28.61	Financial Services
⊕ McDonald's Corp	2.13	25.94	0.05	Consumer Cyclical
Union Pacific Corp	2.00	27.95	-5.01	Industrials
⊕ Comcast Corp Class A	1.90	29.85	-11.63	Communication Svc
⊖ The Walt Disney Co	1.88	31.73	24.38	Communication Svc
Emerson Electric Co	1.85	33.58	29.49	Industrials
American International Group Inc	1.85	35.43	9.76	Financial Services

Total Holdings 79

⊕ Increase ⊖ Decrease ✱ New to Portfolio

MFS Growth R6 MFEKX

Portfolio Manager(s)

Eric Fischman since 04-2002
Bradford Mak since 06-2021

Quantitative Screens

- ✔ **Performance:** The fund has finished in the Large Growth category's top three quartiles in 10 of the 10 years it's been in existence.
- ✔ **Management:** The fund's management has been in place for 22.76 years.
- ✔ **Style:** The fund has landed in its primary style box — Large Growth — 100 % of the time over the past three years.
- ✔ **Net Expense:** The fund's expense ratio of 0.51 is 44.57% lower than the Large Growth category average.

Morningstar Investment Management LLC Analysis

This fund passes all of Morningstar Investment Management's quantitative screens. Morningstar Investment Management has also assessed the fund from a qualitative perspective and, as a fiduciary, is comfortable recommending the fund's use in retirement plans.

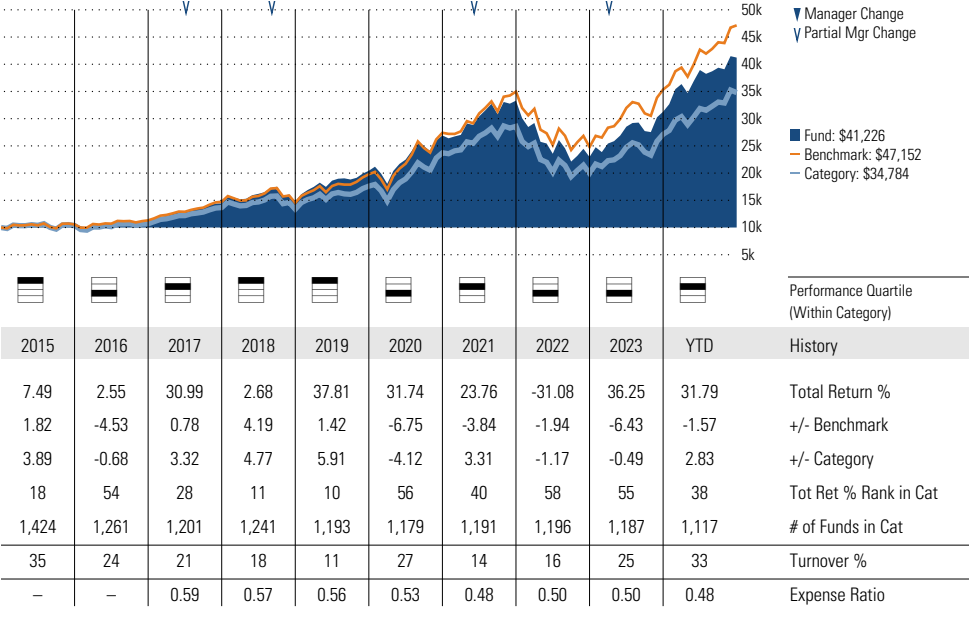
ESG Metrics

Metric	Rating	Updated
Sustainability Rating	3	11-30-2024
Carbon Risk Score	Low Risk	12-31-2022
ESG Commitment	2-Basic	02-15-2022

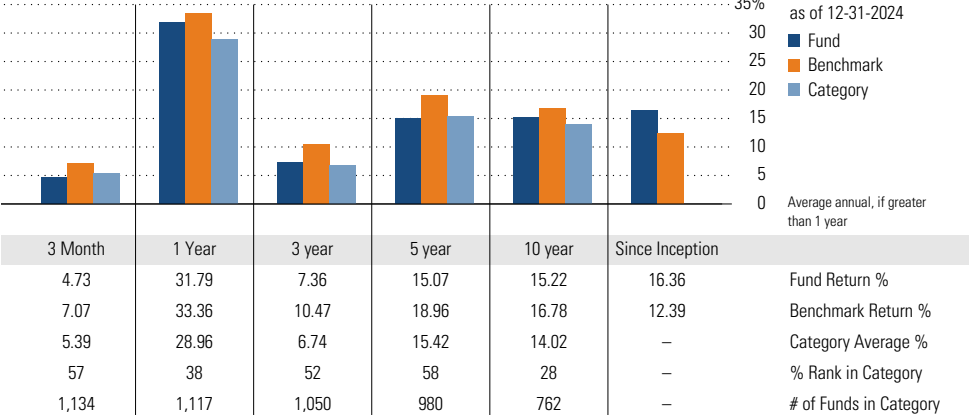
Morningstar Category
Large Growth

Morningstar Index
Russell 1000 Growth TR USD

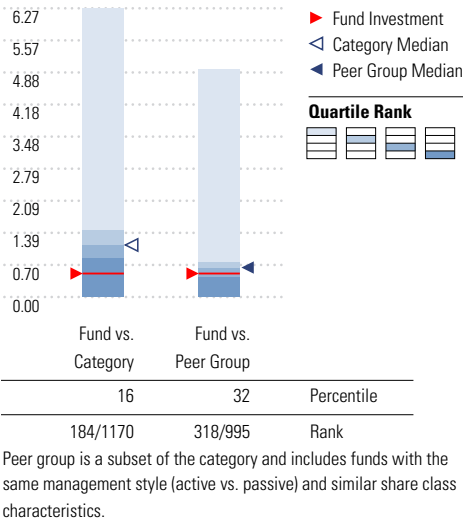
Growth of \$10,000



Trailing Performance



Net Expense



3-Year Risk Metrics

	Fund	Bmark	Cat
Alpha	-2.56	-	-3.44
Beta	0.97	-	1.01
R-Squared	96.97	-	93.27
Standard Deviation	20.27	20.62	21.65
Sharpe Ratio	0.25	0.39	0.22
Tracking Error	3.59	-	5.64
Information Ratio	-0.87	-	-0.72
Up Capture Ratio	93.23	-	94.60
Down Capture Ratio	102.10	-	106.64

Portfolio Metrics

	Fund	Bmark	Cat
Price/Earnings Ratio	38.45	37.05	35.56
Price/Book Ratio	9.97	12.32	9.42
Geom Avg Mkt Cap \$B	545.96	747.44	586.06
ROE	36.31	43.76	40.58

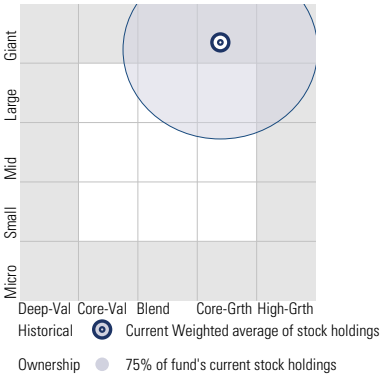
MFS Growth R6 MFEKX

Morningstar Category
Large Growth

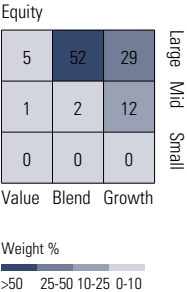
Morningstar Index
Russell 1000 Growth TR USD

Style Analysis as of 12-31-2024

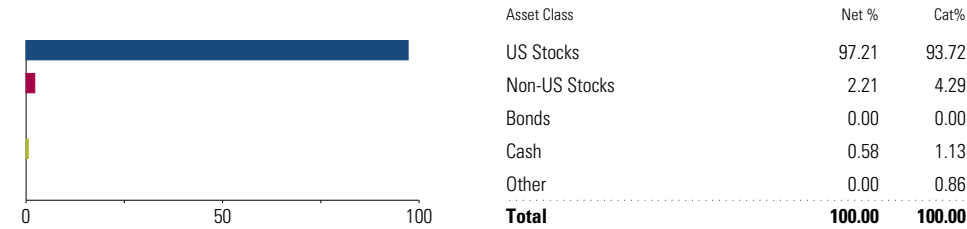
Morningstar Style Box™



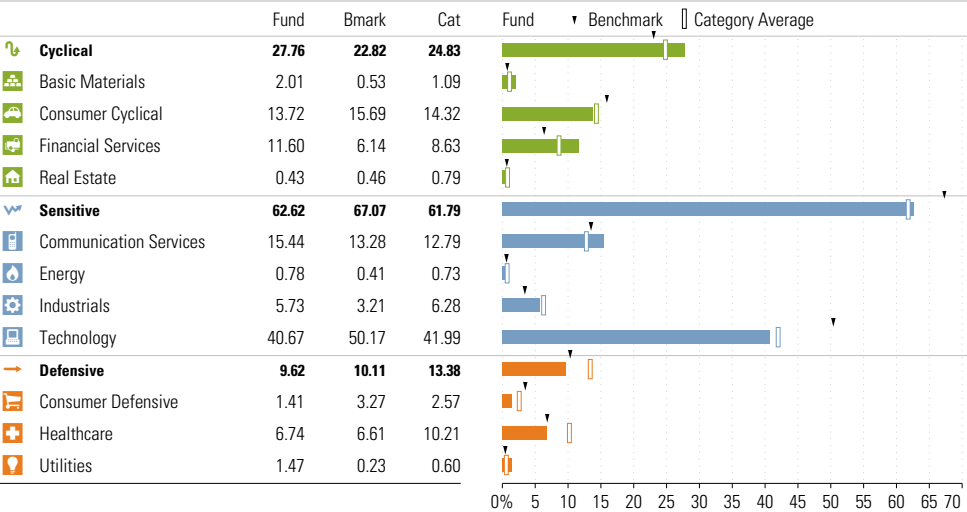
Style Breakdown



Asset Allocation as of 12-31-2024



Sector Weighting as of 12-31-2024



Top 15 Holdings as of 12-31-2024

Name	% Net Asset	Cumulative %	YTD Return %	Morningstar Sector
Microsoft Corp	11.40	11.40	12.91	Technology
NVIDIA Corp	8.45	19.85	171.24	Technology
Amazon.com Inc	7.79	27.64	44.39	Consumer Cyclical
Meta Platforms Inc Class A	6.40	34.04	—	Communication Svc
Apple Inc	5.99	40.03	30.58	Technology
Alphabet Inc Class A	5.65	45.67	35.94	Communication Svc
Tesla Inc	3.46	49.14	—	Consumer Cyclical
Mastercard Inc Class A	3.31	52.45	24.08	Financial Services
KKR & Co Inc Ordinary Shares	1.85	54.30	—	Financial Services
Visa Inc Class A	1.61	55.91	—	Financial Services
Eaton Corp PLC	1.55	57.46	39.37	Industrials
Boston Scientific Corp	1.54	59.00	54.51	Healthcare
ServiceNow Inc	1.43	60.43	—	Technology
Netflix Inc	1.35	61.78	83.07	Communication Svc
Amphenol Corp Class A	1.35	63.13	41.23	Technology

Total Holdings 70

⊕ Increase ⊖ Decrease ✱ New to Portfolio

PGIM Jennison Small Company R6 PJSQX

Morningstar Category
Small Growth
Morningstar Index
Russell 2000 Growth TR USD

Portfolio Manager(s)

Jason Swiatek since 11-2013
Jonathan Shapiro since 07-2018

Quantitative Screens

- Performance:** The fund has finished in the Small Growth category's top three quartiles in 8 of the 10 years it's been in existence.
- Management:** The fund's management has been in place for 11.1 years.
- Style:** The fund has landed in its primary style box — Small Growth — 44.12 % of the time over the past three years.
- Net Expense:** The fund's expense ratio of 0.69 is 40.52% lower than the Small Growth category average.

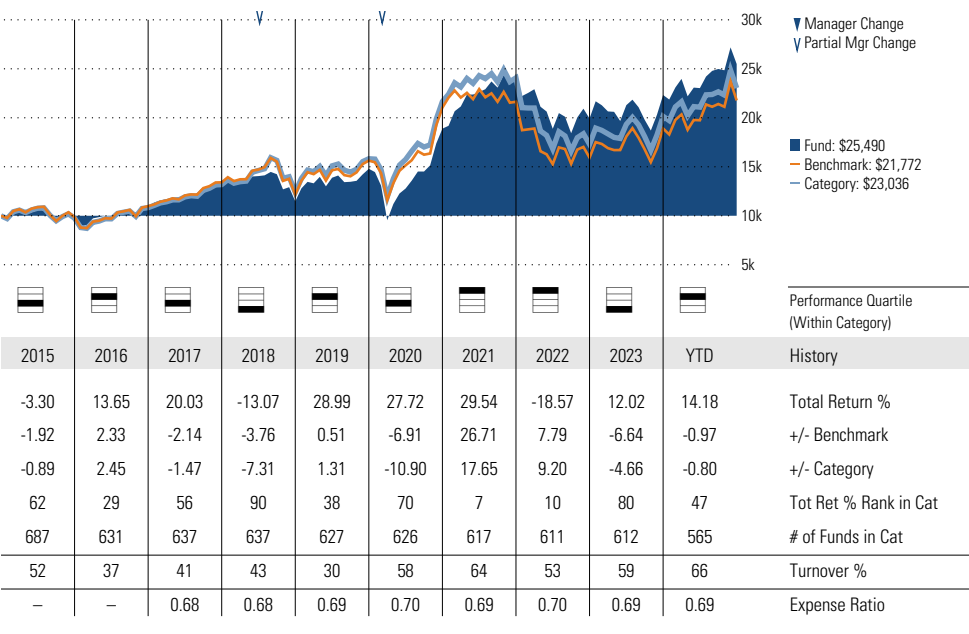
Morningstar Investment Management LLC Analysis

This fund fails our style screen due to edging up into mid-cap territory but its portfolio positioning is consistent with the overall investment strategy.

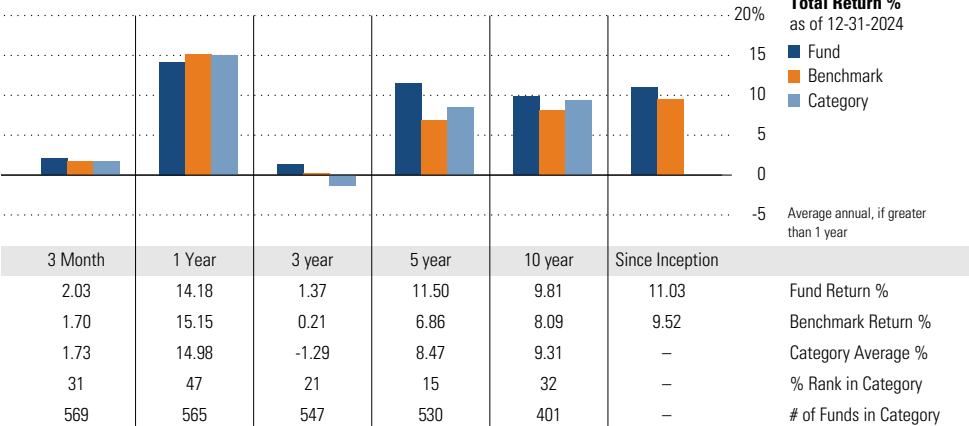
ESG Metrics

Metric	Rating	Updated
Sustainability Rating	4	11-30-2024
Carbon Risk Score	Medium Risk	12-31-2022

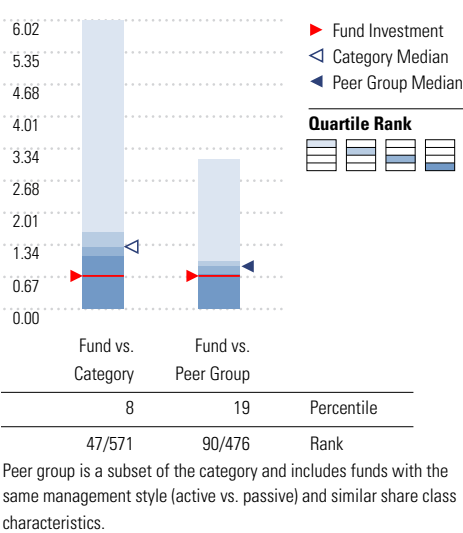
Growth of \$10,000



Trailing Performance



Net Expense



3-Year Risk Metrics

	Fund	Bmark	Cat
Alpha	0.88	-	-1.77
Beta	0.81	-	0.91
R-Squared	92.85	-	92.67
Standard Deviation	20.37	24.33	23.20
Sharpe Ratio	-0.04	-0.05	-0.14
Tracking Error	7.20	-	6.71
Information Ratio	0.16	-	-0.25
Up Capture Ratio	82.81	-	87.49
Down Capture Ratio	80.11	-	93.28

Portfolio Metrics

	Fund	Bmark	Cat
Price/Earnings Ratio	19.02	23.14	29.25
Price/Book Ratio	2.39	4.12	3.92
Geom Avg Mkt Cap \$B	5.63	3.40	6.68
ROE	10.23	6.72	7.94

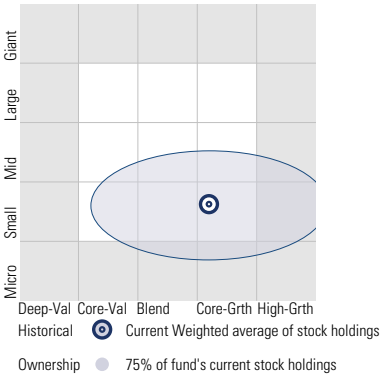
PGIM Jennison Small Company R6 PJSQX

Morningstar Category
Small Growth

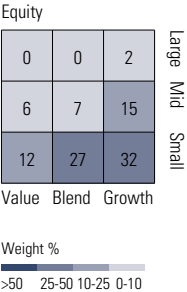
Morningstar Index
Russell 2000 Growth TR USD

Style Analysis as of 12-31-2024

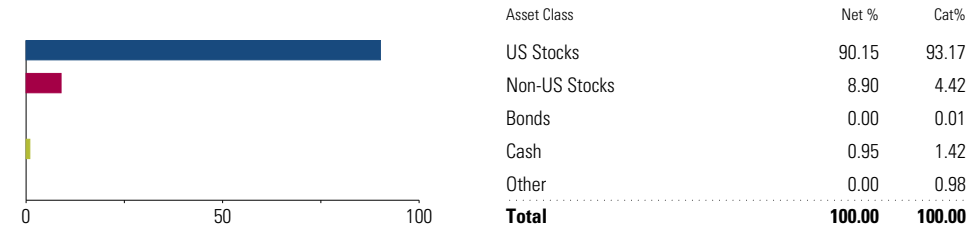
Morningstar Style Box™



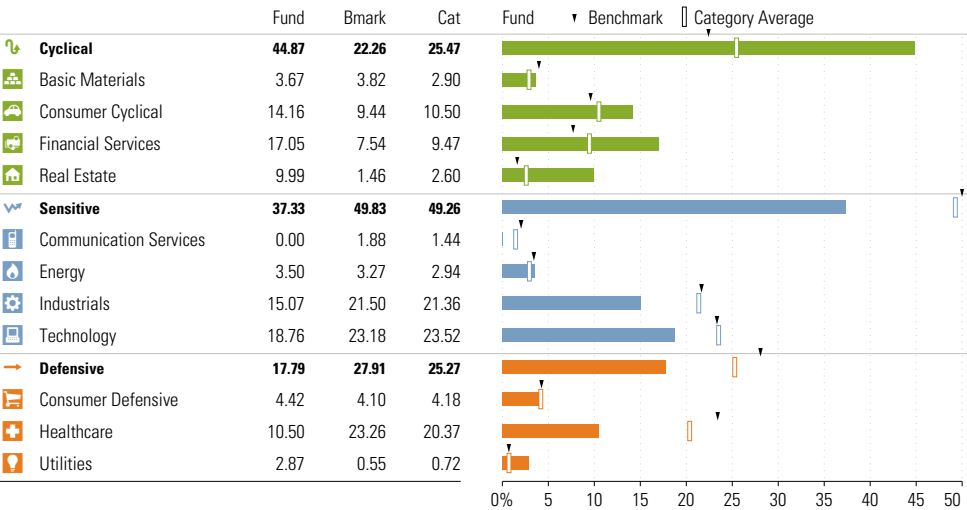
Style Breakdown



Asset Allocation as of 12-31-2024



Sector Weighting as of 12-31-2024



Top 15 Holdings as of 12-31-2024

Name	% Net Asset	Cumulative %	YTD Return %	Morningstar Sector
Gaming and Leisure Properties Inc	2.46	2.46	—	Real Estate
⊖ Shift4 Payments Inc Class A	2.27	4.72	—	Technology
NiSource Inc	2.11	6.84	42.45	Utilities
Churchill Downs Inc	2.07	8.90	-0.73	Consumer Cyclical
Markel Group Inc	2.05	10.96	21.57	Financial Services
Trinity Industries Inc	1.86	12.82	36.22	Industrials
⊖ Tower Semiconductor Ltd	1.84	14.66	—	Technology
Independence Realty Trust Inc	1.81	16.47	—	Real Estate
⊖ Targa Resources Corp	1.77	18.24	—	Energy
East West Bancorp Inc	1.76	20.00	36.15	Financial Services
Performance Food Group Co	1.70	21.70	22.27	Consumer Defensive
Axis Capital Holdings Ltd	1.64	23.34	63.23	Financial Services
Burlington Stores Inc	1.62	24.96	—	Consumer Cyclical
⊖ Q2 Holdings Inc	1.51	26.48	—	Technology
Gates Industrial Corp PLC	1.46	27.93	—	Industrials

Total Holdings 123

⊕ Increase ⊖ Decrease ✱ New to Portfolio

PIMCO Income Instl PIMIX

Morningstar Category
Multisector Bond

Morningstar Index
Bloomberg US Universal TR USD

Portfolio Manager(s)

Daniel Ivascyn since 03-2007
Alfred Murata since 03-2013
Joshua Anderson since 07-2018

Quantitative Screens

✔ **Performance:** The fund has finished in the Multisector Bond category's top three quartiles in 9 of the 10 years it's been in existence.

✔ **Management:** The fund's management has been in place for 17.77 years.

Style Consistency is not calculated for Fixed Income funds.

✔ **Net Expense:** The fund's expense ratio of 0.83 is 15.31% lower than the Multisector Bond category average.

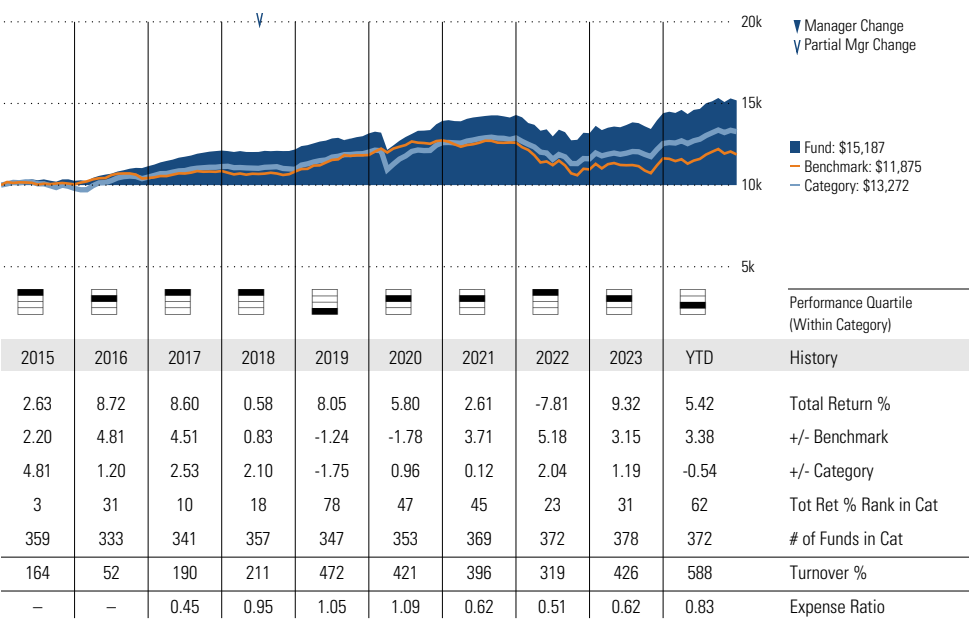
Morningstar Investment Management LLC Analysis

This fund passes all of Morningstar Investment Management's quantitative screens. Morningstar Investment Management has also assessed the fund from a qualitative perspective and, as a fiduciary, is comfortable recommending the fund's use in retirement plans.

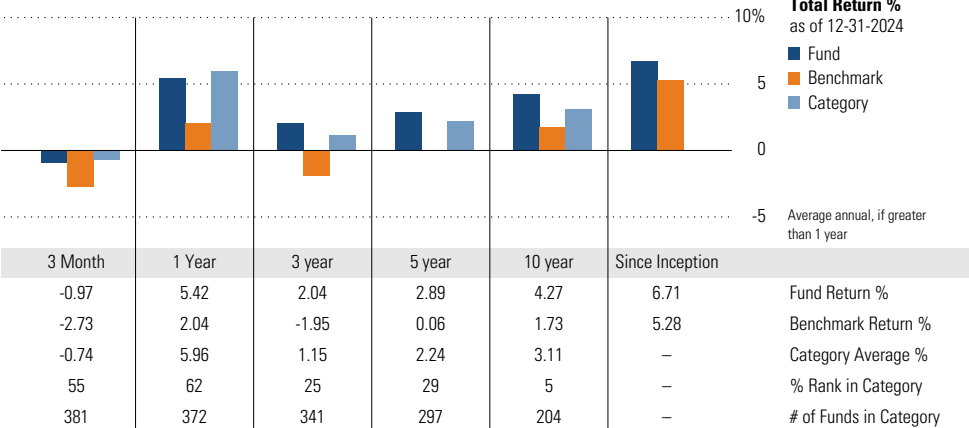
ESG Metrics

Metric	Rating	Updated
Sustainability Rating	4	11-30-2024

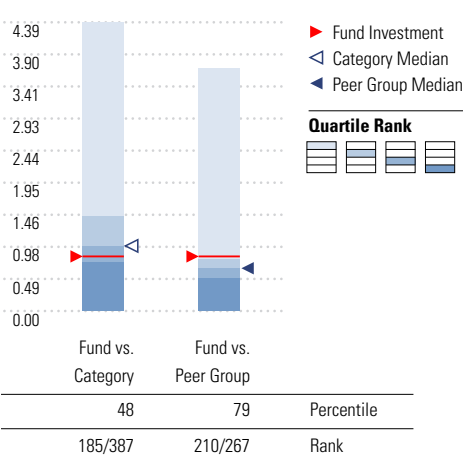
Growth of \$10,000



Trailing Performance



Net Expense



Peer group is a subset of the category and includes funds with the same management style (active vs. passive) and similar share class characteristics.

3-Year Risk Metrics

	Fund	Bmark	Cat
Alpha	3.62	-	2.51
Beta	0.82	-	0.78
R-Squared	88.86	-	79.76
Standard Deviation	6.72	7.70	6.68
Sharpe Ratio	-0.30	-0.78	-0.45
Tracking Error	2.63	-	3.52
Information Ratio	1.52	-	0.88
Up Capture Ratio	96.87	-	85.99
Down Capture Ratio	64.79	-	64.32

Portfolio Metrics

	Fund	Bmark	Cat
Avg Eff Duration	3.28	4.55	3.63
Avg Eff Maturity	4.34	7.69	6.94

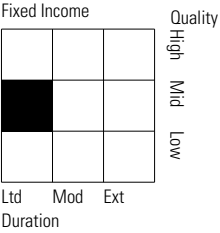
PIMCO Income Instl PIMIX

Morningstar Category
Multisector Bond

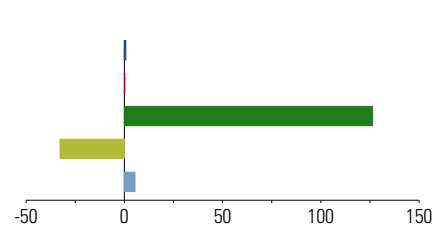
Morningstar Index
Bloomberg US Universal TR USD

Style Analysis as of 12-31-2024

Style Breakdown



Asset Allocation as of 12-31-2024

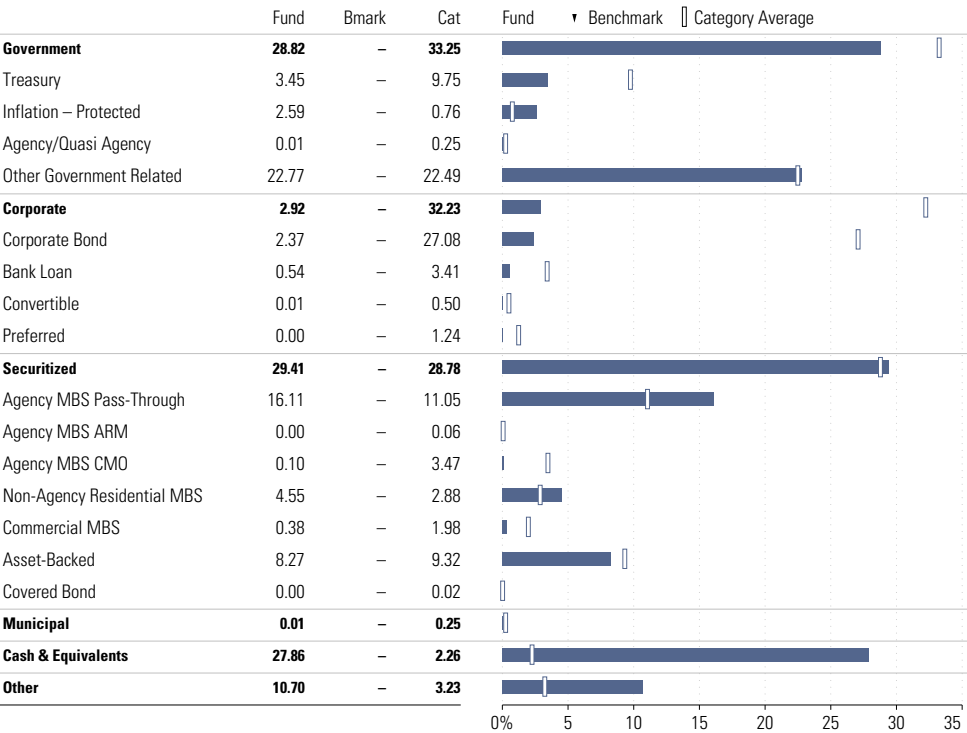


Asset Class	Net %	Cat%
US Stocks	0.74	0.97
Non-US Stocks	0.26	0.12
Bonds	126.34	103.97
Cash	-32.73	-6.43
Other	5.41	1.37
Total	100.00	100.00

Credit Rating Breakdown

	Fund	Bmark	Cat
AAA	65.68	67.64	19.60
AA	7.61	3.23	11.55
A	3.48	10.03	10.27
BBB	10.43	10.89	20.92
BB	4.61	3.19	15.68
B	2.94	3.64	9.99
Below B	5.25	1.38	3.59
Not Rated	0.00	0.00	8.40

Sector Weighting as of 12-31-2024



Top 10 Holdings as of 12-31-2024

Name	Maturity Date	% Net Asset	Cumulative %	Fixed Income Sector
✱ Offset: Unsettled Trades	–	55.48	55.48	–
⊕ Federal National Mortgage Association 6%	11-2054	14.31	69.79	–
⊕ RFR USD SOFR/4.50000 05/22/23-2Y LCH Receive	05-2025	12.79	82.58	–
⊕ RFR USD SOFR/4.50000 05/22/23-2Y LCH Pay	05-2025	12.77	95.34	–
✱ Cash Offset	–	11.39	106.73	–
⊕ Federal National Mortgage Association 6.5%	10-2054	10.03	116.76	–
⊕ 5 Year Treasury Note Future Dec 24	01-2025	8.99	125.75	–
⊕ Federal National Mortgage Association 5.5%	11-2054	7.81	133.56	–
⊕ RFR USD SOFR/4.90000 06/06/23-2Y LCH Receive	06-2025	7.55	141.11	–
⊕ RFR USD SOFR/4.90000 06/06/23-2Y LCH Pay	06-2025	7.52	148.63	–

Total Holdings 9857

⊕ Increase ⊖ Decrease ✱ New to Portfolio

Vanguard 500 Index Admiral VFIAX

Morningstar Category Large Blend
Morningstar Index S&P 500 TR USD

Portfolio Manager(s)

Michelle Louie since 11-2017
Nick Birkett since 08-2023
Aaron Choi since 08-2023

Quantitative Screens

- Performance:** The fund has finished in the Large Blend category's top three quartiles in 10 of the 10 years it's been in existence.
- Management:** The fund's management has been in place for 7.09 years.
- Style:** The fund has landed in its primary style box — Large Blend — 77.14 % of the time over the past three years.
- Net Expense:** The fund's expense ratio of 0.04 is 94.52% lower than the Large Blend category average.

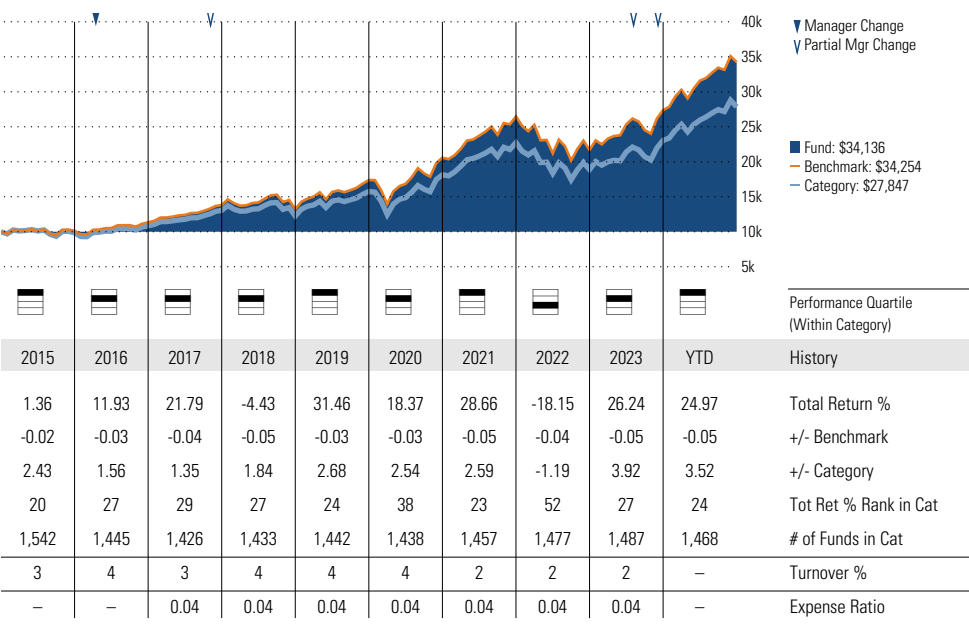
Morningstar Investment Management LLC Analysis

This fund passes all of Morningstar Investment Management's quantitative screens. Morningstar Investment Management has also assessed the fund from a qualitative perspective and, as a fiduciary, is comfortable recommending the fund's use in retirement plans.

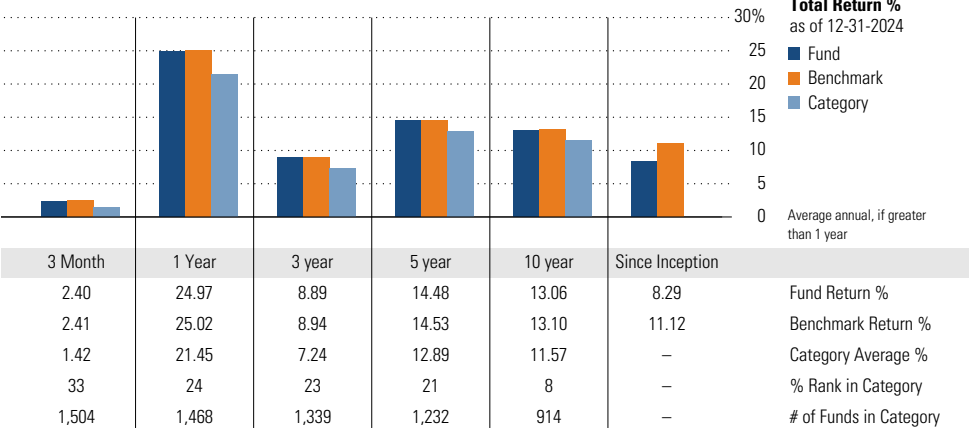
ESG Metrics

Metric	Rating	Updated
Sustainability Rating	3	11-30-2024
Carbon Risk Score	Low Risk	12-31-2022
ESG Commitment	1-Low	02-15-2022

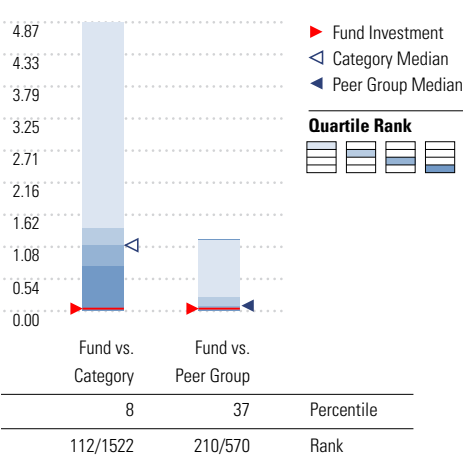
Growth of \$10,000



Trailing Performance



Net Expense



Peer group is a subset of the category and includes funds with the same management style (active vs. passive) and similar share class characteristics.

3-Year Risk Metrics

	Fund	Bmark	Cat
Alpha	-0.04	—	-1.12
Beta	1.00	—	0.95
R-Squared	100.00	—	94.60
Standard Deviation	17.40	17.40	16.91
Sharpe Ratio	0.34	0.34	0.25
Tracking Error	0.00	—	3.56
Information Ratio	-10.73	—	-1.26
Up Capture Ratio	99.91	—	92.39
Down Capture Ratio	100.07	—	96.94

Portfolio Metrics

	Fund	Bmark	Cat
Price/Earnings Ratio	27.14	27.14	27.37
Price/Book Ratio	4.77	4.77	4.95
Geom Avg Mkt Cap \$B	362.38	362.17	383.78
ROE	33.89	33.88	32.35



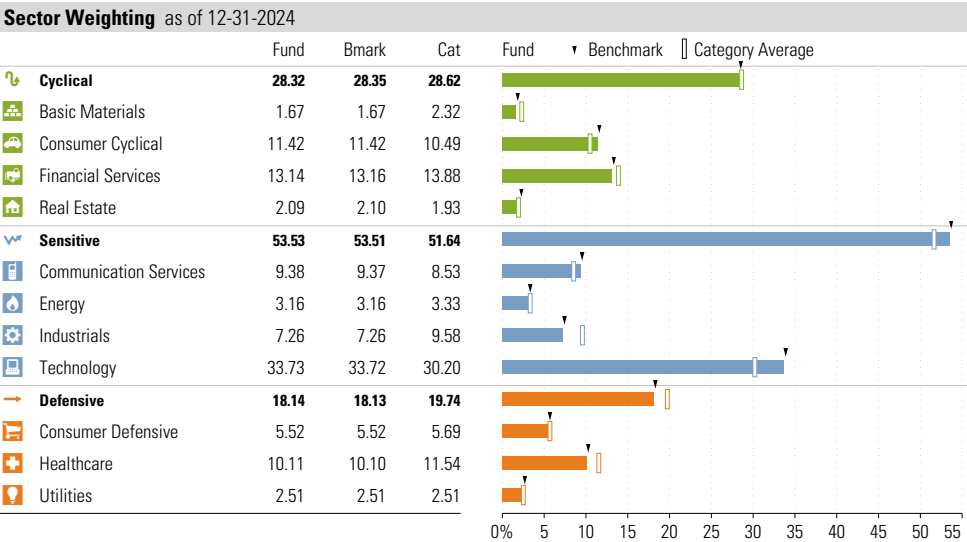
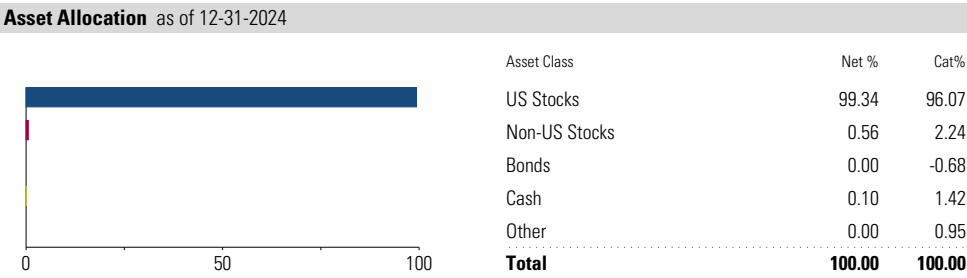
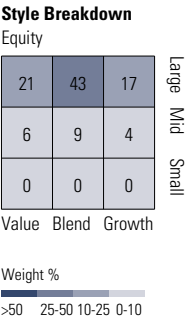
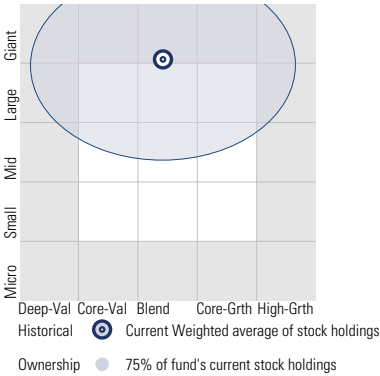
Vanguard 500 Index Admiral VFIAX

Morningstar Category
Large Blend

Morningstar Index
S&P 500 TR USD

Style Analysis as of 12-31-2024

Morningstar Style Box™



Top 15 Holdings as of 12-31-2024				
Name	% Net Asset	Cumulative %	YTD Return %	Morningstar Sector
⊕ Apple Inc	7.60	7.60	30.58	Technology
⊕ NVIDIA Corp	6.61	14.21	171.24	Technology
⊕ Microsoft Corp	6.29	20.49	12.91	Technology
⊕ Amazon.com Inc	4.12	24.61	44.39	Consumer Cyclical
⊕ Meta Platforms Inc Class A	2.56	27.17	—	Communication Svc
⊕ Tesla Inc	2.26	29.44	—	Consumer Cyclical
⊕ Alphabet Inc Class A	2.22	31.66	35.94	Communication Svc
⊕ Broadcom Inc	2.17	33.83	—	Technology
⊖ Alphabet Inc Class C	1.82	35.65	35.56	Communication Svc
⊕ Berkshire Hathaway Inc Class B	1.67	37.32	27.09	Financial Services
⊖ JPMorgan Chase & Co	1.35	38.67	43.63	Financial Services
⊕ Eli Lilly and Co	1.22	39.89	33.33	Healthcare
⊕ Visa Inc Class A	1.09	40.98	—	Financial Services
⊖ Exxon Mobil Corp	0.95	41.93	11.43	Energy
⊕ UnitedHealth Group Inc	0.93	42.86	-2.36	Healthcare
Total Holdings 507				
⊕ Increase ⊖ Decrease ✨ New to Portfolio				

Vanguard Developed Markets Index Admiral

VTMGX

Morningstar Category
Foreign Large Blend

Morningstar Index
MSCI ACWI Ex USA NR USD

Portfolio Manager(s)

Christine Franquin since 02-2013
Michael Perre since 11-2017

Quantitative Screens

- Performance:** The fund has finished in the Foreign Large Blend category's top three quartiles in 10 of the 10 years it's been in existence.
- Management:** The fund's management has been in place for 11.86 years.
- Style:** The fund has landed in its primary style box — Large Blend — 100 % of the time over the past three years.
- Net Expense:** The fund's expense ratio of 0.08 is 90.24% lower than the Foreign Large Blend category average.

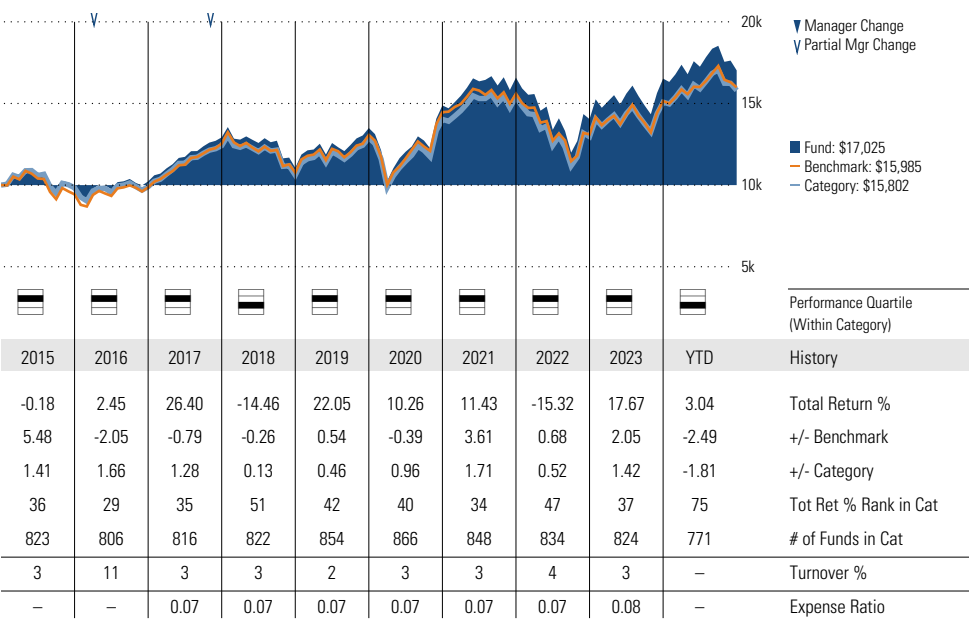
Morningstar Investment Management LLC Analysis

This fund passes all of Morningstar Investment Management's quantitative screens. Morningstar Investment Management has also assessed the fund from a qualitative perspective and, as a fiduciary, is comfortable recommending the fund's use in retirement plans.

ESG Metrics

Metric	Rating	Updated
Sustainability Rating	3	11-30-2024
Carbon Risk Score	Low Risk	12-31-2022
ESG Commitment	1-Low	02-15-2022

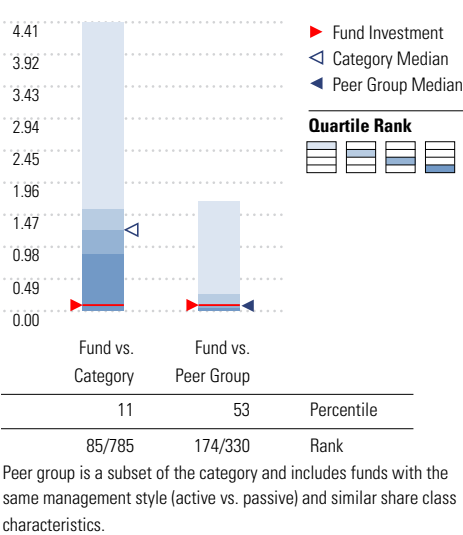
Growth of \$10,000



Trailing Performance



Net Expense



3-Year Risk Metrics

	Fund	Bmark	Cat
Alpha	0.17	—	-0.18
Beta	1.09	—	1.02
R-Squared	95.94	—	92.81
Standard Deviation	18.00	16.25	17.28
Sharpe Ratio	-0.10	-0.13	-0.13
Tracking Error	3.88	—	4.64
Information Ratio	0.02	—	-0.05
Up Capture Ratio	114.77	—	105.80
Down Capture Ratio	114.40	—	107.10

Portfolio Metrics

	Fund	Bmark	Cat
Price/Earnings Ratio	15.63	15.67	15.97
Price/Book Ratio	1.65	1.81	1.85
Geom Avg Mkt Cap \$B	32.20	50.11	58.43
ROE	15.42	16.85	17.76

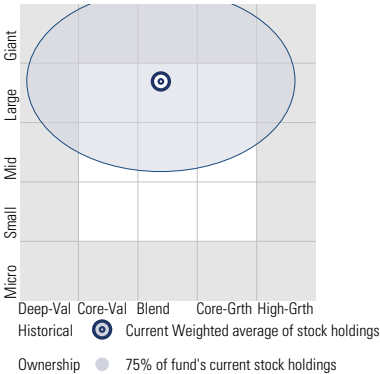
Vanguard Developed Markets Index Admiral VTMGX

Morningstar Category
Foreign Large Blend

Morningstar Index
MSCI ACWI Ex USA NR USD

Style Analysis as of 12-31-2024

Morningstar Style Box™



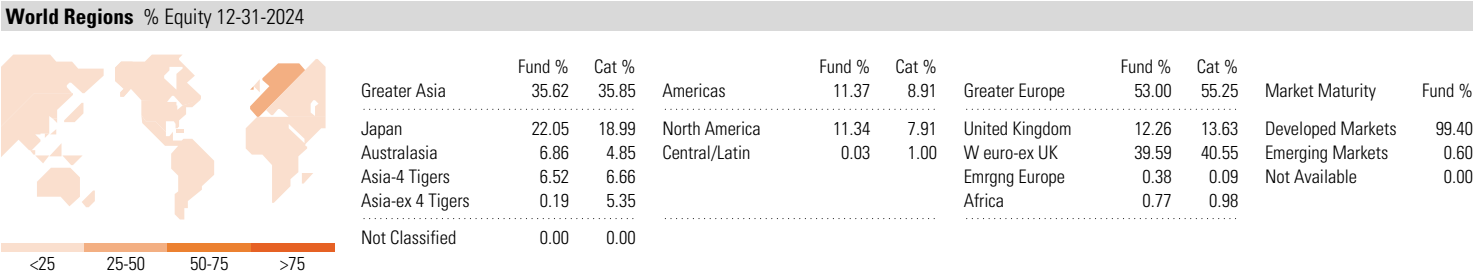
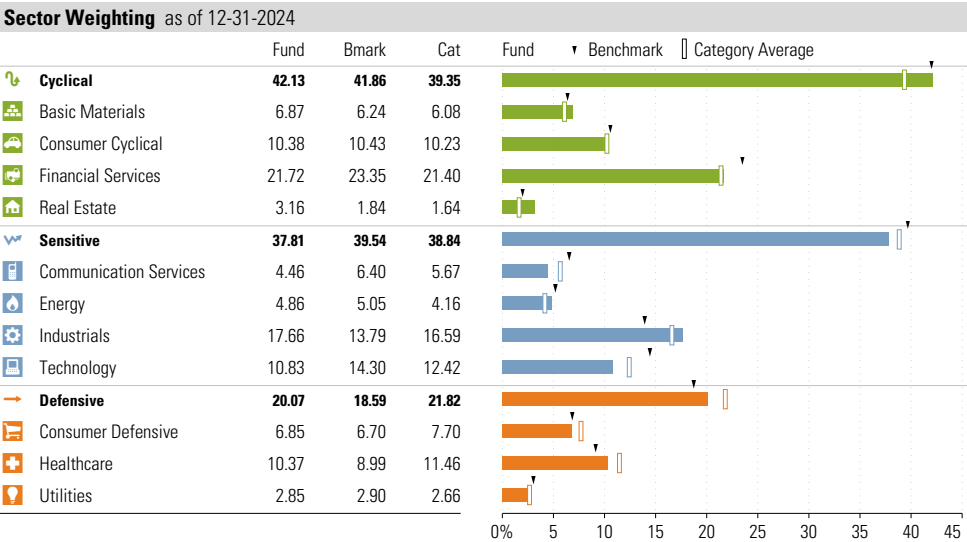
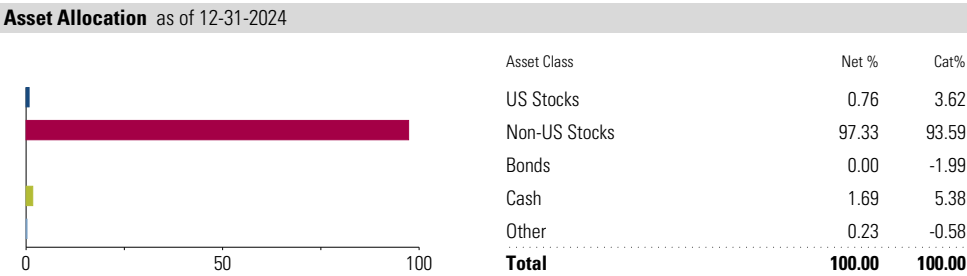
Style Breakdown

Equity

25	30	22	Large Mid Small
6	8	5	
2	2	1	
Value	Blend	Growth	

Weight %

>50 25-50 10-25 0-10



Top 10 Holdings as of 12-31-2024

Name	% Net Asset	Cumulative %	YTD Return %	Morningstar Sector
⊕ Slibbh1142	1.25	1.25	—	—
⊕ ASML Holding NV	1.24	2.49	—	Technology
⊕ SAP SE	1.21	3.70	—	Technology
⊕ Novo Nordisk AS Class B	1.19	4.89	—	Healthcare
⊖ Toyota Motor Corp	1.01	5.90	—	Consumer Cyclical
⊕ Nestle SA	0.95	6.85	—	Consumer Defensive
⊕ AstraZeneca PLC	0.88	7.73	—	Healthcare
⊖ Novartis AG Registered Shares	0.87	8.60	—	Healthcare
⊕ Roche Holding AG	0.87	9.46	—	Healthcare
⊖ Shell PLC	0.87	10.33	—	Energy
Total Holdings	3925			

⊕ Increase ⊖ Decrease ✱ New to Portfolio

Vanguard Inflation-Protected Secs Adm VAIPX

Morningstar Category
Inflation-Protected Bond

Morningstar Index
Bloomberg US Treasury US TIPS TR USD

Portfolio Manager(s)

John Madziyire since 11-2021

Quantitative Screens

- ✔ **Performance:** The fund has finished in the Inflation-Protected Bond category's top three quartiles in 10 of the 10 years it's been in existence.
- ✔ **Management:** The fund's management has been in place for 3.15 years.
- Style Consistency is not calculated for Fixed Income funds.
- ✔ **Net Expense:** The fund's expense ratio of 0.1 is 85.07% lower than the Inflation-Protected Bond category average.

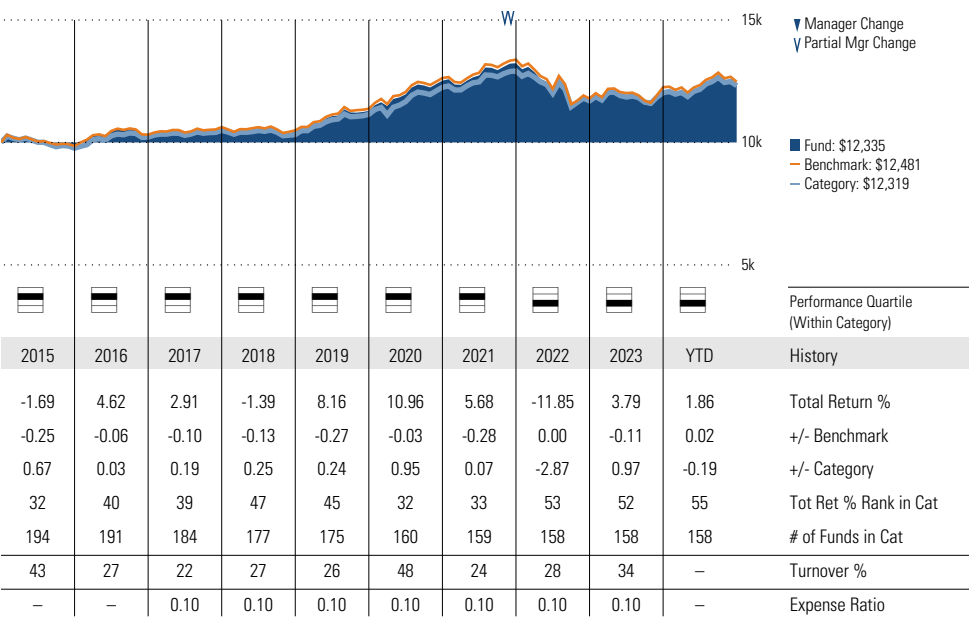
Morningstar Investment Management LLC Analysis

This fund passes all of Morningstar Investment Management's quantitative screens. Morningstar Investment Management has also assessed the fund from a qualitative perspective and, as a fiduciary, is comfortable recommending the fund's use in retirement plans.

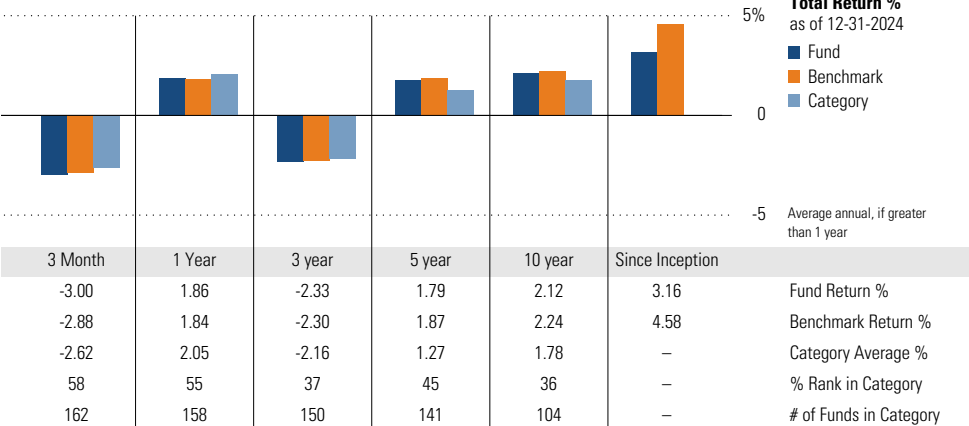
ESG Metrics

Metric	Rating	Updated
Sustainability Rating	3	11-30-2024

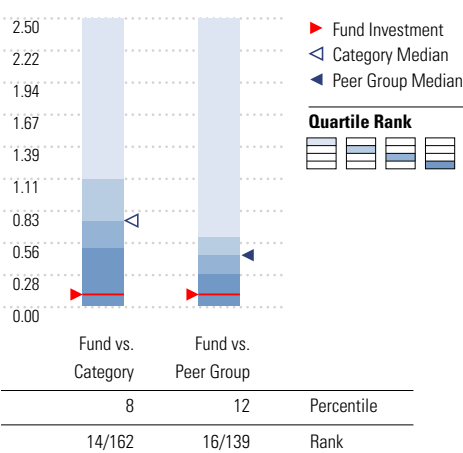
Growth of \$10,000



Trailing Performance



Net Expense



Peer group is a subset of the category and includes funds with the same management style (active vs. passive) and similar share class characteristics.

3-Year Risk Metrics

	Fund	Bmark	Cat
Alpha	-0.05	—	-0.11
Beta	0.99	—	1.00
R-Squared	99.77	—	96.62
Standard Deviation	7.21	7.24	7.88
Sharpe Ratio	-0.89	-0.88	-0.87
Tracking Error	0.35	—	1.65
Information Ratio	-0.09	—	-0.38
Up Capture Ratio	99.91	—	100.17
Down Capture Ratio	100.20	—	101.63

Portfolio Metrics

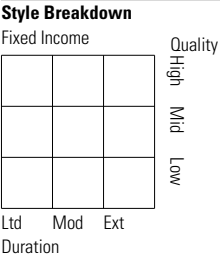
	Fund	Bmark	Cat
Avg Eff Duration	6.39	4.52	6.06
Avg Eff Maturity	7.20	—	7.05

Vanguard Inflation-Protected Secs Adm VAIPX

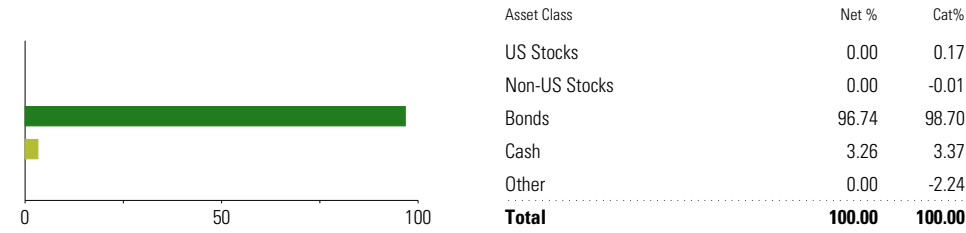
Morningstar Category
Inflation-Protected Bond

Morningstar Index
Bloomberg US Treasury US TIPS TR USD

Style Analysis as of 12-31-2024

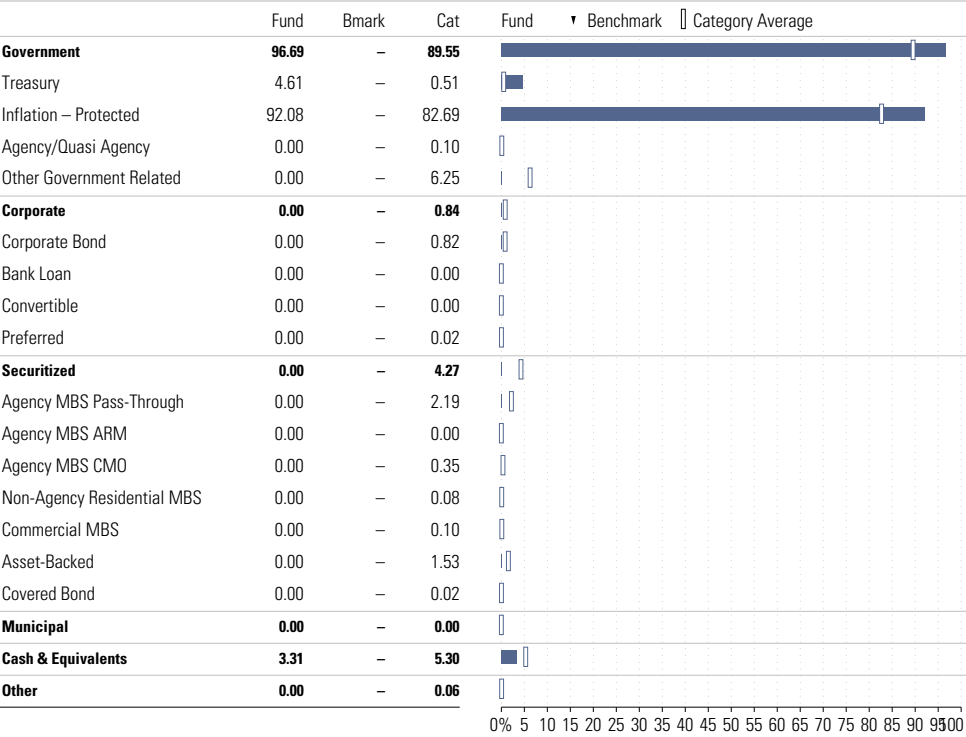


Asset Allocation as of 12-31-2024



Credit Rating Breakdown	Fund	Bmark	Cat
AAA	96.82	0.00	23.64
AA	0.00	99.60	70.55
A	0.00	0.00	0.76
BBB	0.00	0.00	1.43
BB	0.00	0.00	0.23
B	0.00	0.00	0.03
Below B	0.00	0.00	0.14
Not Rated	3.18	0.40	3.23

Sector Weighting as of 12-31-2024



Top 10 Holdings as of 12-31-2024

Name	Maturity Date	% Net Asset	Cumulative %	Fixed Income Sector
⊖ United States Treasury Notes	—	3.97	3.97	—
⊕ United States Treasury Notes	—	3.80	7.77	—
⊖ United States Treasury Notes	—	3.62	11.40	—
⊖ United States Treasury Notes	—	3.37	14.77	—
⊖ United States Treasury Notes	—	3.36	18.13	—
⊖ United States Treasury Notes	—	3.35	21.48	—
⊖ United States Treasury Notes	—	3.32	24.80	—
⊕ Mktliq 12/31/2049	—	3.31	28.11	—
⊖ United States Treasury Notes	—	3.25	31.36	—
⊖ United States Treasury Notes	—	3.15	34.51	—

Total Holdings 62

⊕ Increase ⊖ Decrease ✱ New to Portfolio

Vanguard Mid Cap Index Admiral VIMAX

Morningstar Category
Mid-Cap Blend

Morningstar Index
Russell Mid Cap TR USD

Portfolio Manager(s)

Aur lie Denis since 02-2023
Aaron Choi since 08-2023

Quantitative Screens

- ✔ **Performance:** The fund has finished in the Mid-Cap Blend category's top three quartiles in 9 of the 10 years it's been in existence.
- ✗ **Management:** The fund's management team has been in place for less than three years.
- ✔ **Style:** The fund has landed in its primary style box — Mid-Cap Blend — 100 % of the time over the past three years.
- ✔ **Net Expense:** The fund's expense ratio of 0.05 is 93.83% lower than the Mid-Cap Blend category average.

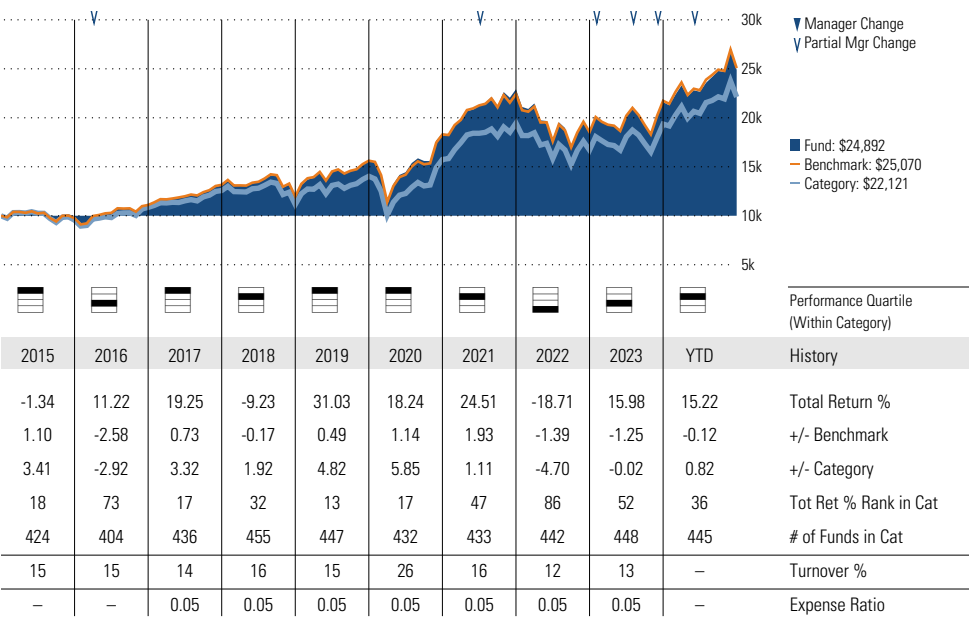
Morningstar Investment Management LLC Analysis

This fund fails the manager tenure screen due to the retirement of a long-serving manager. Since this is a team-managed index fund, we are not concerned about the change.

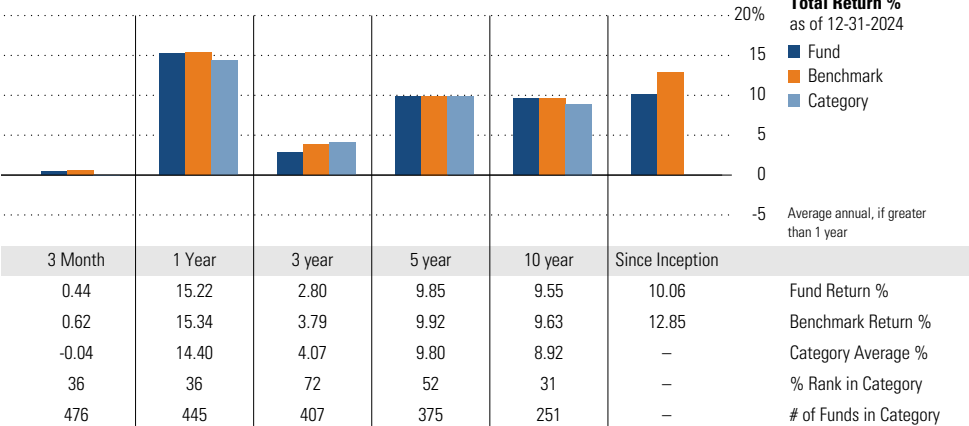
ESG Metrics

Metric	Rating	Updated
Sustainability Rating	4	11-30-2024
Carbon Risk Score	Medium Risk	12-31-2022
ESG Commitment	1-Low	02-15-2022

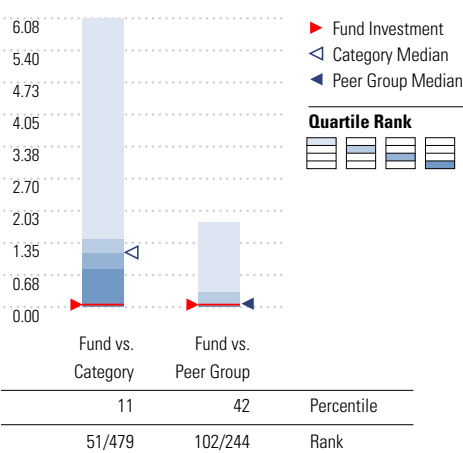
Growth of \$10,000



Trailing Performance



Net Expense



Peer group is a subset of the category and includes funds with the same management style (active vs. passive) and similar share class characteristics.

3-Year Risk Metrics

	Fund	Bmark	Cat
Alpha	-0.91	—	0.07
Beta	0.98	—	0.97
R-Squared	99.67	—	94.51
Standard Deviation	19.85	20.25	20.10
Sharpe Ratio	0.02	0.08	0.07
Tracking Error	1.22	—	4.73
Information Ratio	-0.81	—	-0.11
Up Capture Ratio	96.45	—	96.47
Down Capture Ratio	99.59	—	96.55

Portfolio Metrics

	Fund	Bmark	Cat
Price/Earnings Ratio	22.59	21.22	20.23
Price/Book Ratio	3.12	2.85	3.07
Geom Avg Mkt Cap \$B	34.27	22.04	14.13
ROE	20.11	18.64	22.37

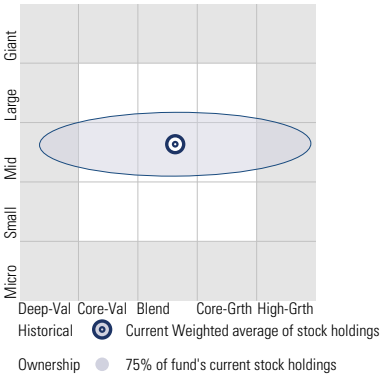
Vanguard Mid Cap Index Admiral VIMAX

Morningstar Category
Mid-Cap Blend

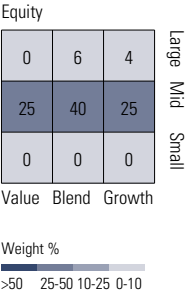
Morningstar Index
Russell Mid Cap TR USD

Style Analysis as of 12-31-2024

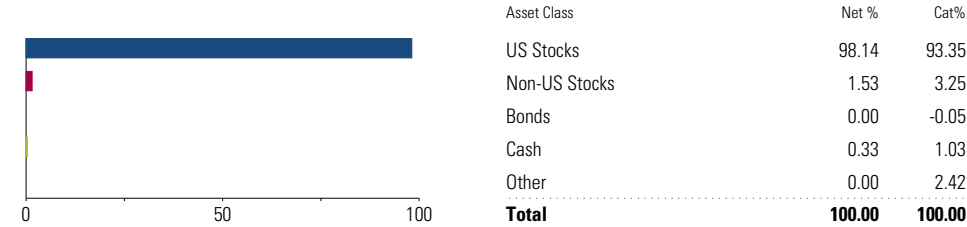
Morningstar Style Box™



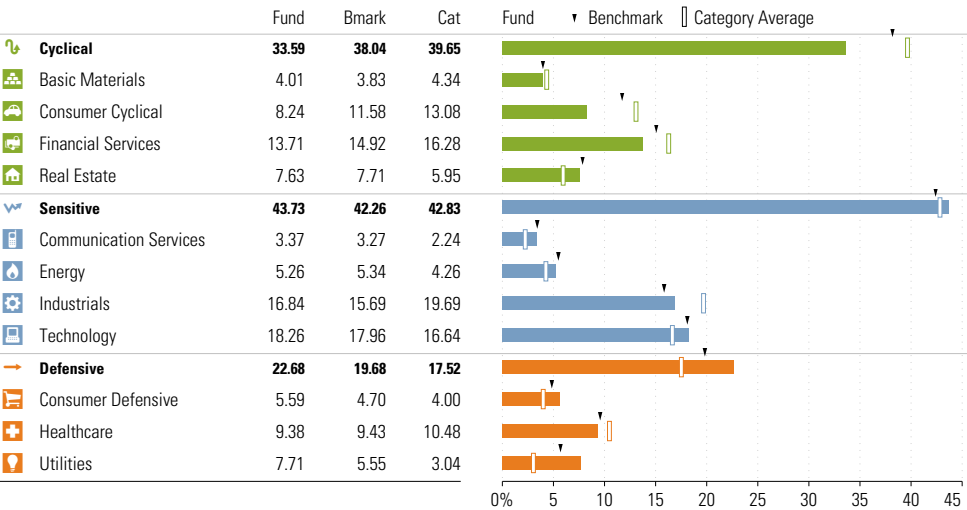
Style Breakdown



Asset Allocation as of 12-31-2024



Sector Weighting as of 12-31-2024



Top 15 Holdings as of 12-31-2024

Name	% Net Asset	Cumulative %	YTD Return %	Morningstar Sector
⊕ Amphenol Corp Class A	1.02	1.02	41.23	Technology
⊕ Welltower Inc	0.95	1.97	42.61	Real Estate
⊖ Palantir Technologies Inc Ordinary Shares - Class A	0.94	2.91	—	Technology
⊕ Motorola Solutions Inc	0.94	3.85	48.92	Technology
⊕ Arthur J. Gallagher & Co	0.86	4.71	27.29	Financial Services
⊕ Constellation Energy Corp	0.86	5.56	—	Utilities
⊕ TransDigm Group Inc	0.82	6.39	32.69	Industrials
⊕ Digital Realty Trust Inc	0.71	7.10	35.39	Real Estate
⊕ ONEOK Inc	0.71	7.81	48.62	Energy
⊕ Carrier Global Corp Ordinary Shares	0.71	8.52	—	Industrials
⊕ Royal Caribbean Group	0.68	9.20	78.89	Consumer Cyclical
⊕ DoorDash Inc Ordinary Shares - Class A	0.67	9.86	—	Communication Svc
⊕ PACCAR Inc	0.66	10.53	10.79	Industrials
⊖ Ameriprise Financial Inc	0.63	11.15	41.70	Financial Services
⊕ Allstate Corp	0.62	11.77	40.36	Financial Services

Total Holdings 319

⊕ Increase ⊖ Decrease ✱ New to Portfolio

Vanguard Real Estate Index Admiral VGSLX

Morningstar Category
Real Estate

Morningstar Index
S&P United States REIT TR USD

Portfolio Manager(s)

Gerard O'Reilly since 05-1996
Walter Nejman since 05-2016

Quantitative Screens

- Performance:** The fund has finished in the Real Estate category's top three quartiles in 10 of the 10 years it's been in existence.
- Management:** The fund's management has been in place for 28.65 years.
- Style:** The fund has landed in its primary style box — Mid-Cap Blend — 91.43 % of the time over the past three years.
- Net Expense:** The fund's expense ratio of 0.13 is 88.39% lower than the Real Estate category average.

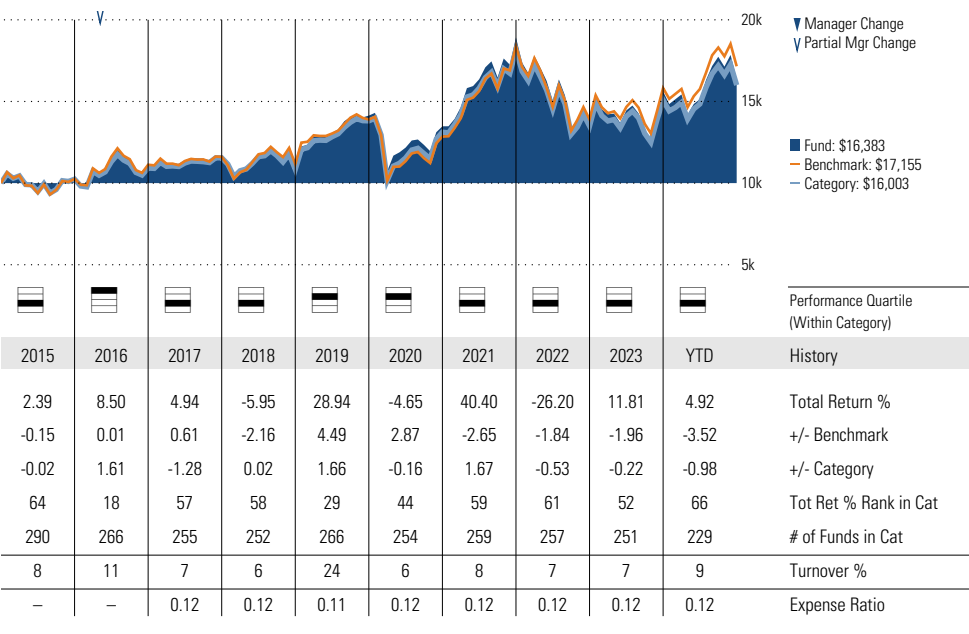
Morningstar Investment Management LLC Analysis

This fund passes all of Morningstar Investment Management's quantitative screens. Morningstar Investment Management has also assessed the fund from a qualitative perspective and, as a fiduciary, is comfortable recommending the fund's use in retirement plans.

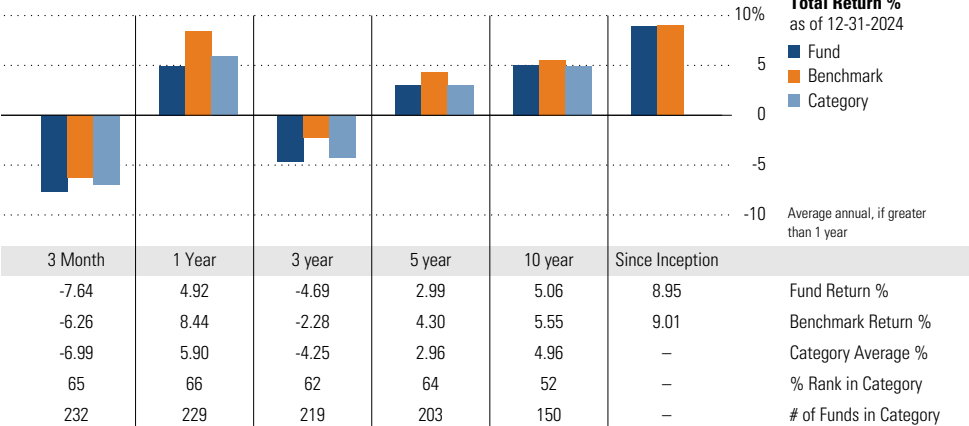
ESG Metrics

Metric	Rating	Updated
Sustainability Rating	3	11-30-2024
Carbon Risk Score	Low Risk	12-31-2022
ESG Commitment	1-Low	02-15-2022

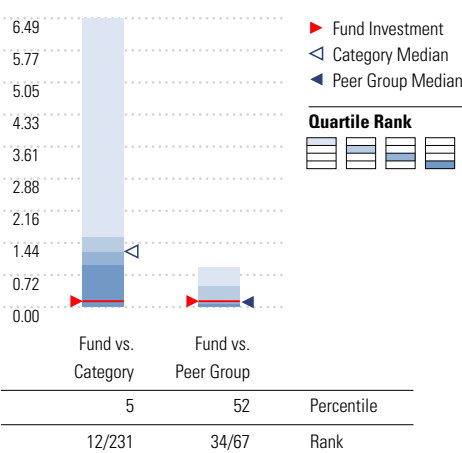
Growth of \$10,000



Trailing Performance



Net Expense



Peer group is a subset of the category and includes funds with the same management style (active vs. passive) and similar share class characteristics.

3-Year Risk Metrics

	Fund	Bmark	Cat
Alpha	-2.33	-	-2.02
Beta	1.03	-	0.97
R-Squared	98.65	-	94.85
Standard Deviation	21.84	21.09	20.99
Sharpe Ratio	-0.31	-0.21	-0.31
Tracking Error	2.60	-	4.05
Information Ratio	-0.93	-	-0.64
Up Capture Ratio	98.38	-	93.34
Down Capture Ratio	105.82	-	99.92

Portfolio Metrics

	Fund	Bmark	Cat
Price/Earnings Ratio	33.21	38.46	33.53
Price/Book Ratio	2.39	2.42	2.85
Geom Avg Mkt Cap \$B	24.70	9.35	35.92
ROE	12.79	9.56	20.02

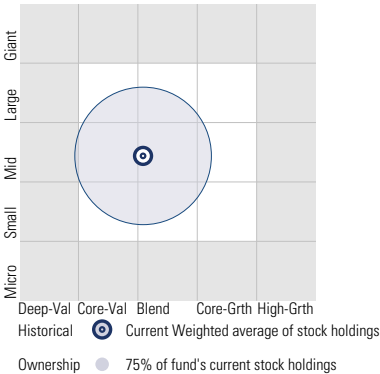
Vanguard Real Estate Index Admiral VGSLX

Morningstar Category
Real Estate


Morningstar Index
S&P United States REIT TR USD

Style Analysis as of 12-31-2024

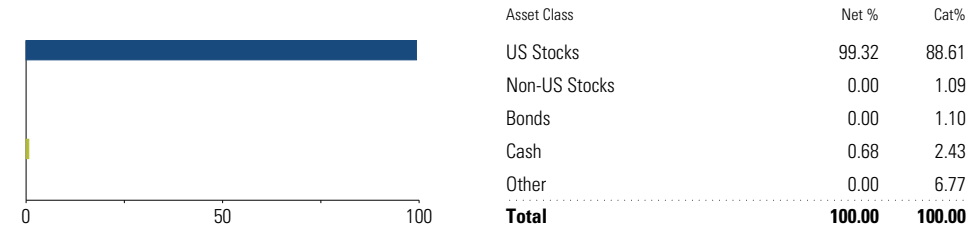
Morningstar Style Box™



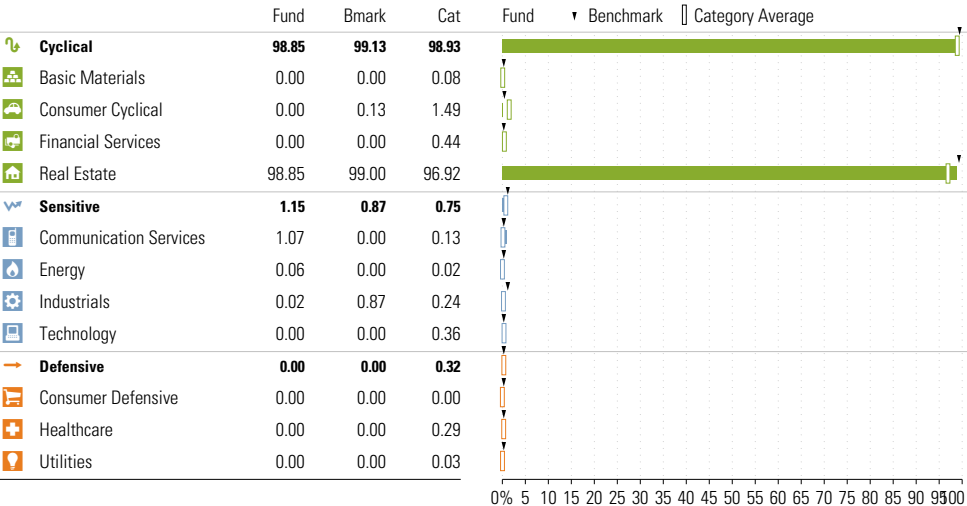
Style Breakdown



Asset Allocation as of 12-31-2024



Sector Weighting as of 12-31-2024



Top 15 Holdings as of 12-31-2024

Name	% Net Asset	Cumulative %	YTD Return %	Morningstar Sector
⊕ Vanguard Real Estate II Index	13.91	13.91	—	—
⊕ Prologis Inc	5.83	19.74	-17.82	Real Estate
⊕ Equinix Inc	5.18	24.92	19.19	Real Estate
⊕ American Tower Corp	5.10	30.03	-12.04	Real Estate
⊕ Welltower Inc	4.54	34.57	42.61	Real Estate
⊕ Digital Realty Trust Inc	3.46	38.03	35.39	Real Estate
⊕ Simon Property Group Inc	3.34	41.37	26.41	Real Estate
⊕ Public Storage	2.81	44.18	2.11	Real Estate
⊕ Realty Income Corp	2.77	46.95	-1.99	Real Estate
⊕ CBRE Group Inc Class A	2.40	49.34	41.04	Real Estate
⊕ Crown Castle Inc	2.35	51.69	-15.77	Real Estate
⊕ Extra Space Storage Inc	1.89	53.58	-2.65	Real Estate
⊕ AvalonBay Communities Inc	1.86	55.44	21.12	Real Estate
⊕ Iron Mountain Inc	1.84	57.28	54.10	Real Estate
⊕ CoStar Group Inc	1.75	59.02	-18.08	Real Estate

Total Holdings 162

⊕ Increase ⊖ Decrease ✱ New to Portfolio

Vanguard Target Retirement 2020 Fund VTWNX

Morningstar Category
Target-Date 2020

Morningstar Index
Morningstar Lifetime Mod 2020 TR USD

Portfolio Manager(s)

Walter Nejman since 02-2013
Aur lie Denis since 02-2023
Michael Roach since 02-2023
Roger Aliaga-Diaz since 02-2023

Quantitative Screens

- Performance:** The fund has finished in the Target-Date 2020 category's top three quartiles in 10 of the 10 years it's been in existence.
- Management:** The fund's management has been in place for 11.86 years.
- Style:** The fund has landed in its primary style box — Large Blend — 100 % of the time over the past three years.
- Net Expense:** The fund's expense ratio of 0.08 is 84.91% lower than the Target-Date 2020 category average.

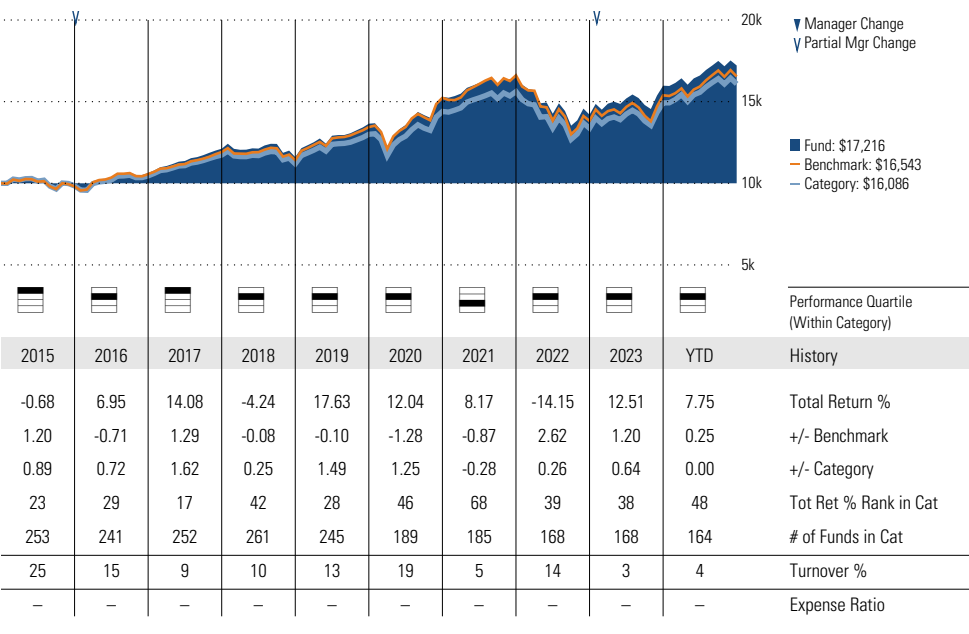
Morningstar Investment Management LLC Analysis

This fund passes all of Morningstar Investment Management's quantitative screens. Morningstar Investment Management has also assessed the fund from a qualitative perspective and, as a fiduciary, is comfortable recommending the fund's use in retirement plans.

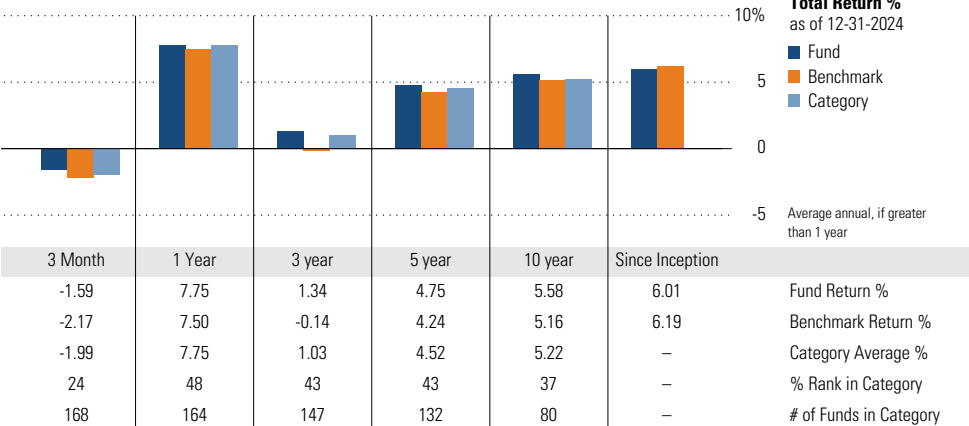
ESG Metrics

Metric	Rating	Updated
Sustainability Rating	3	11-30-2024
ESG Commitment	1-Low	02-15-2022

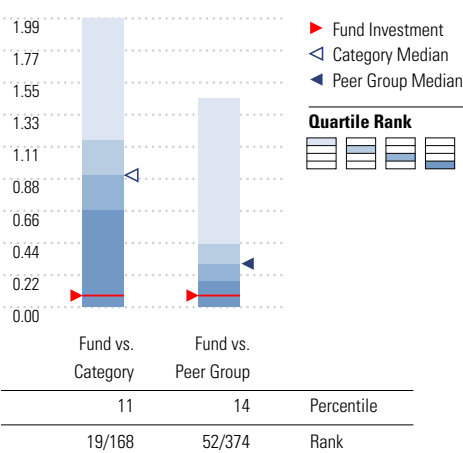
Growth of \$10,000



Trailing Performance



Net Expense



Peer group is a subset of the category and includes funds with the same management style (active vs. passive) and similar share class characteristics.

3-Year Risk Metrics

	Fund	Bmark	Cat
Alpha	1.37	-	1.10
Beta	0.86	-	0.89
R-Squared	99.00	-	98.62
Standard Deviation	10.27	11.92	10.67
Sharpe Ratio	-0.23	-0.31	-0.25
Tracking Error	1.99	-	1.91
Information Ratio	0.74	-	0.63
Up Capture Ratio	90.52	-	92.93
Down Capture Ratio	82.42	-	86.43

Portfolio Metrics

	Fund	Bmark	Cat
Price/Earnings Ratio	20.29	21.41	21.56
Price/Book Ratio	2.62	2.77	2.87
Avg Eff Duration	5.53	-	4.83

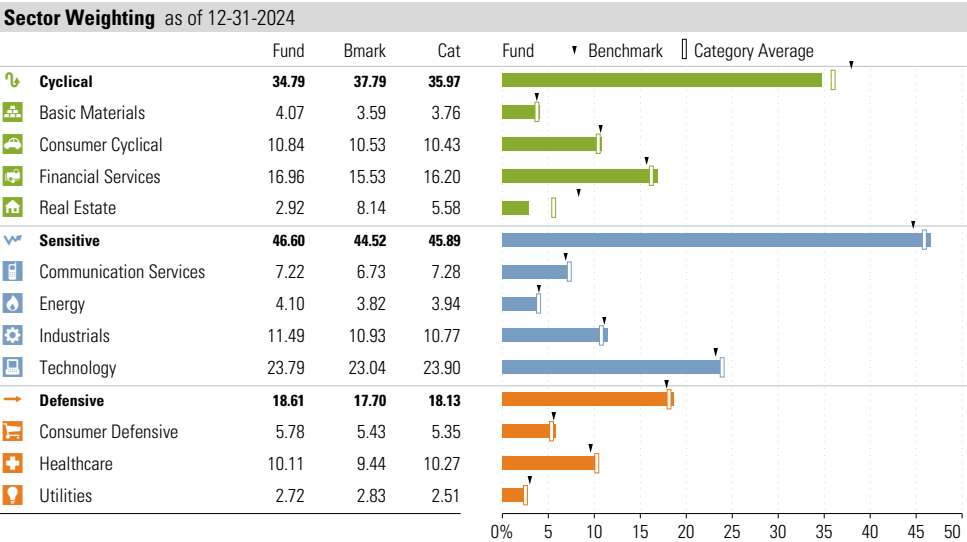
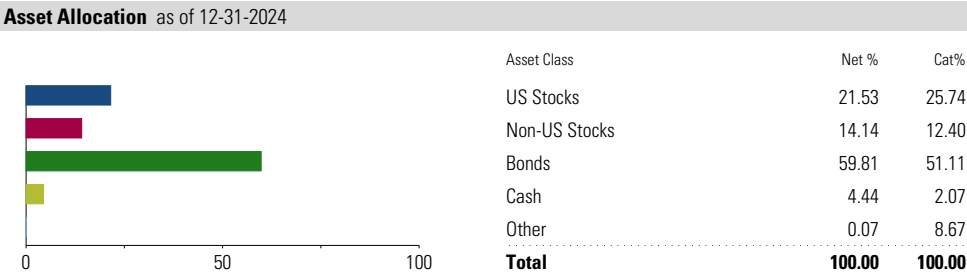
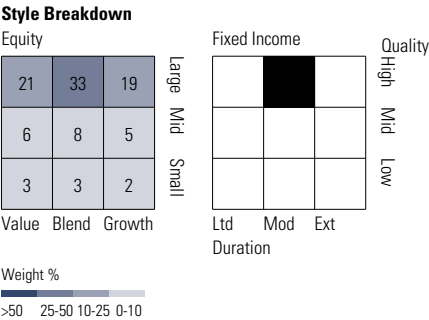
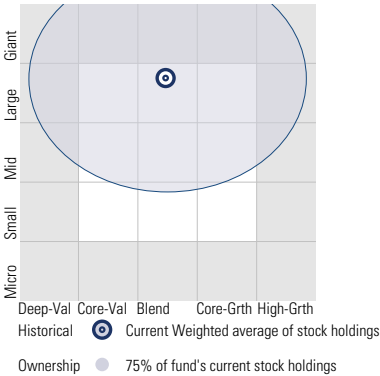
Vanguard Target Retirement 2020 Fund VTWNX

Morningstar Category
Target-Date 2020

Morningstar Index
Morningstar Lifetime Mod 2020 TR USD

Style Analysis as of 12-31-2024

Morningstar Style Box™



Top 7 Holdings as of 12-31-2024

Name	Maturity Date	% Net Asset	Cumulative %	YTD Return %	Morningstar Sector
⊕ Vanguard Total Bond Market II Idx Inv	—	34.33	34.33	—	—
⊖ Vanguard Total Stock Mkt Idx Instl Pls	—	21.64	55.97	—	—
⊕ Vanguard Total Intl Bd II Idx Instl	—	15.22	71.19	—	—
⊖ Vanguard Total Intl Stock Index Inv	—	14.46	85.66	—	—
⊕ Vanguard Shrt-Term Infl-Prot Sec Idx Adm	—	13.70	99.36	—	—
⊖ Mktliq 12/31/2049	—	0.63	99.99	—	—
⊖ Us Dollar	—	0.01	100.00	—	—

Total Holdings 7

⊕ Increase ⊖ Decrease ✱ New to Portfolio

Vanguard Target Retirement 2025 Fund VTTVX

Morningstar Category
Target-Date 2025

Morningstar Index
Morningstar Lifetime Mod 2025 TR USD

Portfolio Manager(s)

Walter Nejman since 02-2013
Aur lie Denis since 02-2023
Michael Roach since 02-2023
Roger Aliaga-Diaz since 02-2023

Quantitative Screens

- Performance:** The fund has finished in the Target-Date 2025 category's top three quartiles in 10 of the 10 years it's been in existence.
- Management:** The fund's management has been in place for 11.86 years.
- Style:** The fund has landed in its primary style box — Large Blend — 100 % of the time over the past three years.
- Net Expense:** The fund's expense ratio of 0.08 is 85.96% lower than the Target-Date 2025 category average.

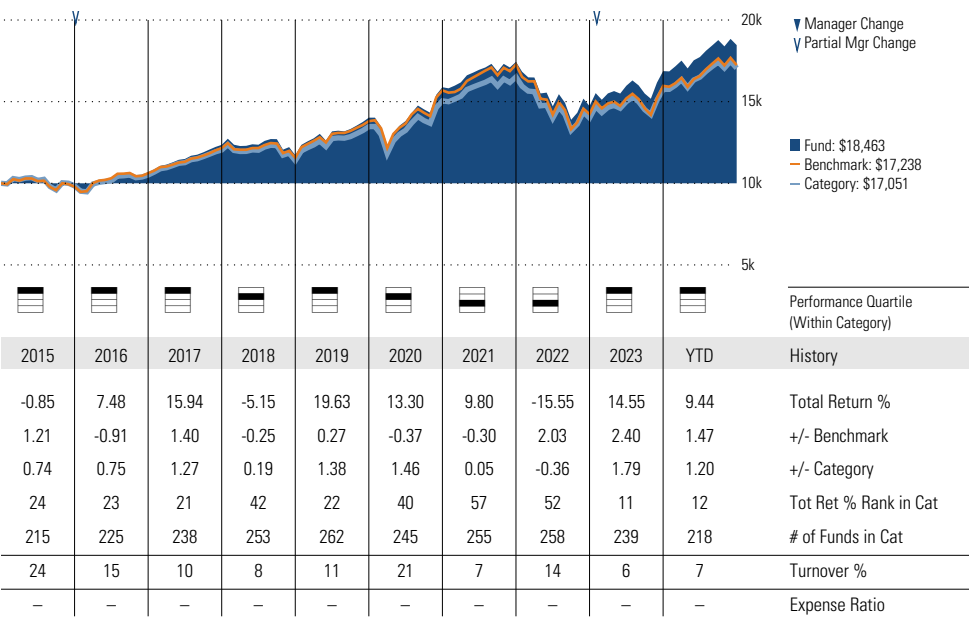
Morningstar Investment Management LLC Analysis

This fund passes all of Morningstar Investment Management's quantitative screens. Morningstar Investment Management has also assessed the fund from a qualitative perspective and, as a fiduciary, is comfortable recommending the fund's use in retirement plans.

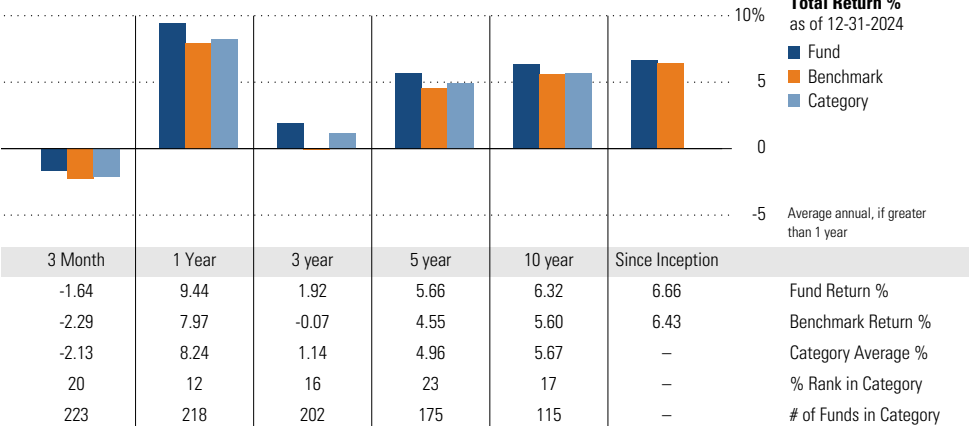
ESG Metrics

Metric	Rating	Updated
Sustainability Rating	3	11-30-2024
Carbon Risk Score	Low Risk	12-31-2022
ESG Commitment	1-Low	02-15-2022

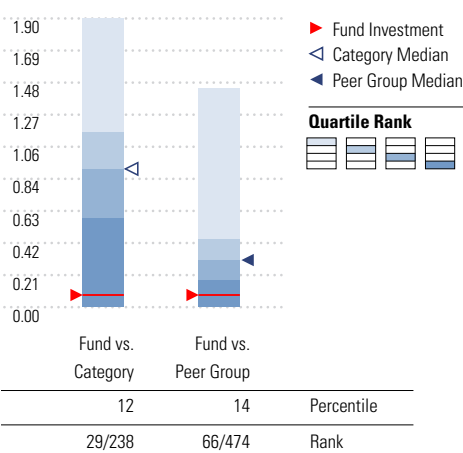
Growth of \$10,000



Trailing Performance



Net Expense



Peer group is a subset of the category and includes funds with the same management style (active vs. passive) and similar share class characteristics.

3-Year Risk Metrics

	Fund	Bmark	Cat
Alpha	1.91	-	1.21
Beta	0.92	-	0.87
R-Squared	99.04	-	98.20
Standard Deviation	11.82	12.81	11.20
Sharpe Ratio	-0.14	-0.27	-0.21
Tracking Error	1.56	-	2.29
Information Ratio	1.27	-	0.63
Up Capture Ratio	97.82	-	90.35
Down Capture Ratio	87.42	-	83.70

Portfolio Metrics

	Fund	Bmark	Cat
Price/Earnings Ratio	20.34	21.21	21.70
Price/Book Ratio	2.63	2.74	2.89
Avg Eff Duration	5.80	-	4.84

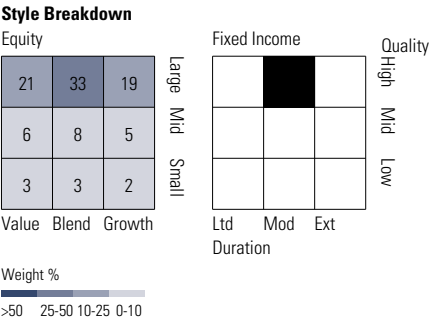
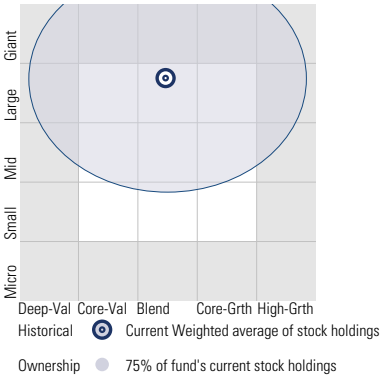
Vanguard Target Retirement 2025 Fund VTTVX

Morningstar Category
Target-Date 2025

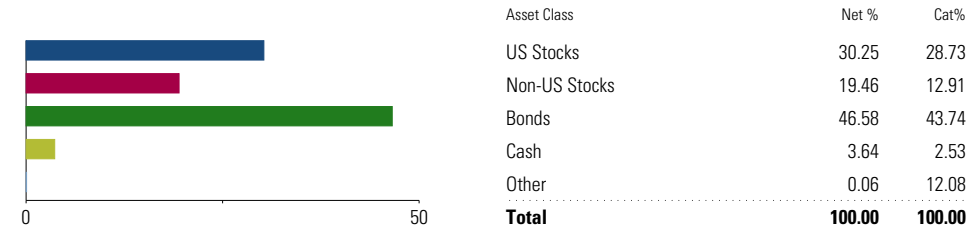
Morningstar Index
Morningstar Lifetime Mod 2025 TR USD

Style Analysis as of 12-31-2024

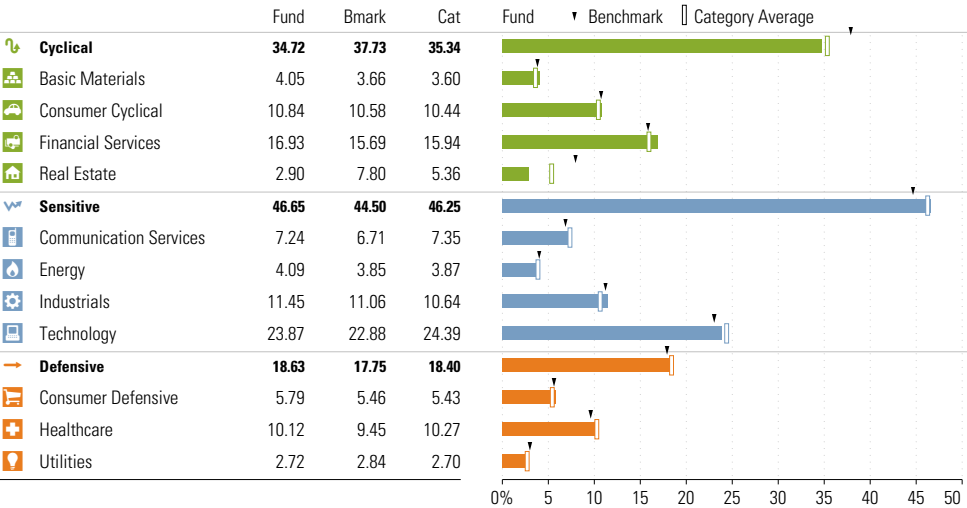
Morningstar Style Box™



Asset Allocation as of 12-31-2024



Sector Weighting as of 12-31-2024



Top 7 Holdings as of 12-31-2024

Name	Maturity Date	% Net Asset	Cumulative %	YTD Return %	Morningstar Sector
⊖ Vanguard Total Stock Mkt Idx Instl Pls	—	30.41	30.41	—	—
⊕ Vanguard Total Bond Market II Idx Inv	—	29.25	59.65	—	—
⊕ Vanguard Total Intl Stock Index Inv	—	19.90	79.55	—	—
⊕ Vanguard Total Intl Bd II Idx Instl	—	12.90	92.45	—	—
⊕ Vanguard Shrt-Term Infl-Prot Sec Idx Adm	—	7.00	99.45	—	—
⊖ Mktliq 12/31/2049	—	0.57	100.02	—	—
⊕ Us Dollar	—	0.02	100.04	—	—

Total Holdings 7

⊕ Increase ⊖ Decrease ✖ New to Portfolio

Vanguard Target Retirement 2030 Fund VTHRX

Morningstar Category
Target-Date 2030

Morningstar Index
Morningstar Lifetime Mod 2030 TR USD

Portfolio Manager(s)

Walter Nejman since 02-2013
Aur lie Denis since 02-2023
Michael Roach since 02-2023
Roger Aliaga-Diaz since 02-2023

Quantitative Screens

- Performance: The fund has finished in the Target-Date 2030 category's top three quartiles in 10 of the 10 years it's been in existence.
- Management: The fund's management has been in place for 11.86 years.
- Style: The fund has landed in its primary style box — Large Blend — 100 % of the time over the past three years.
- Net Expense: The fund's expense ratio of 0.08 is 86.21% lower than the Target-Date 2030 category average.

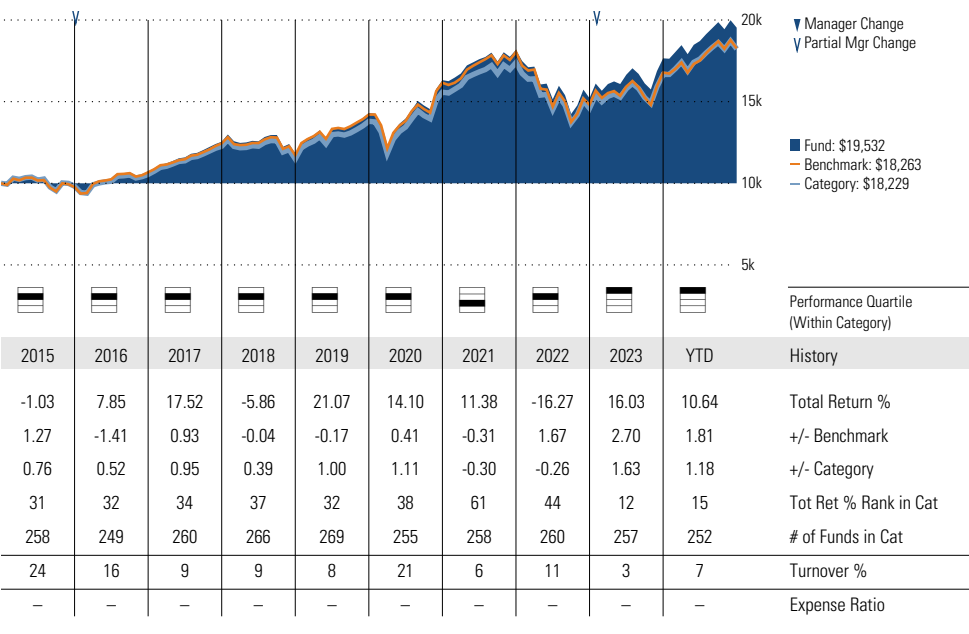
Morningstar Investment Management LLC Analysis

This fund passes all of Morningstar Investment Management's quantitative screens. Morningstar Investment Management has also assessed the fund from a qualitative perspective and, as a fiduciary, is comfortable recommending the fund's use in retirement plans.

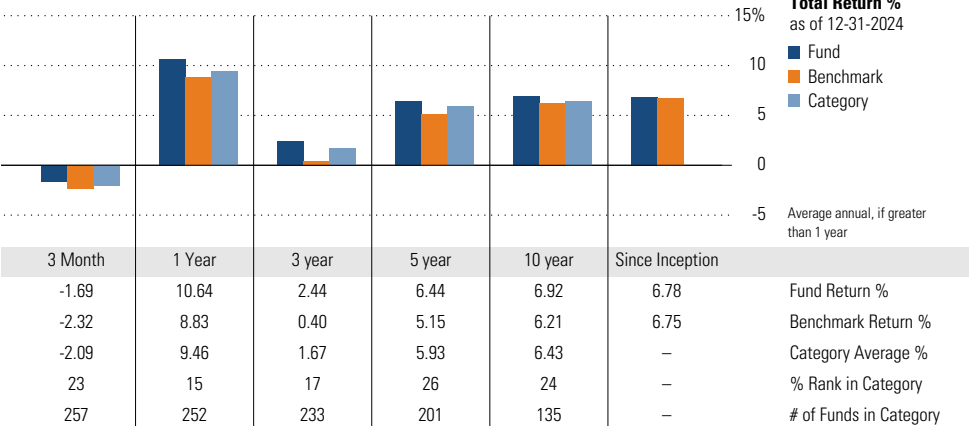
ESG Metrics

Metric	Rating	Updated
Sustainability Rating	3	11-30-2024
Carbon Risk Score	Low Risk	12-31-2022
ESG Commitment	1-Low	02-15-2022

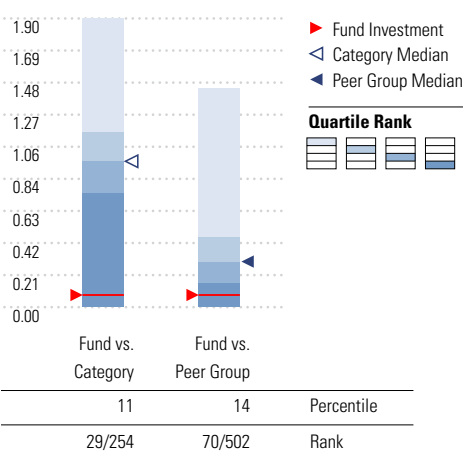
Growth of \$10,000



Trailing Performance



Net Expense



Peer group is a subset of the category and includes funds with the same management style (active vs. passive) and similar share class characteristics.

3-Year Risk Metrics

	Fund	Bmark	Cat
Alpha	1.98	-	1.30
Beta	0.94	-	0.90
R-Squared	99.07	-	98.48
Standard Deviation	12.87	13.70	12.45
Sharpe Ratio	-0.08	-0.21	-0.14
Tracking Error	1.53	-	2.05
Information Ratio	1.33	-	0.71
Up Capture Ratio	99.41	-	93.95
Down Capture Ratio	89.37	-	87.36

Portfolio Metrics

	Fund	Bmark	Cat
Price/Earnings Ratio	20.46	21.01	21.75
Price/Book Ratio	2.66	2.70	2.98
Avg Eff Duration	6.30	-	5.41

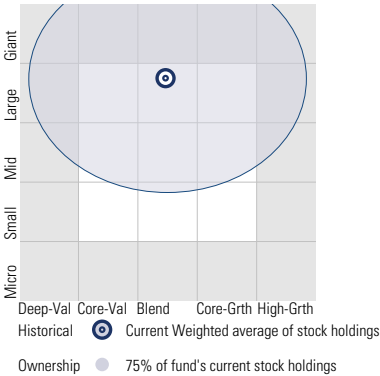
Vanguard Target Retirement 2030 Fund VTHRX

Morningstar Category
Target-Date 2030

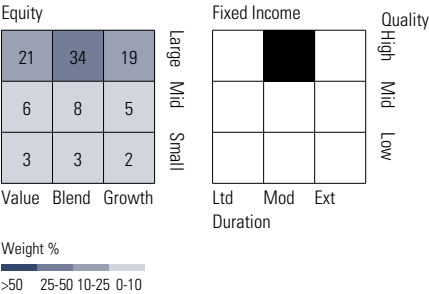
Morningstar Index
Morningstar Lifetime Mod 2030 TR USD

Style Analysis as of 12-31-2024

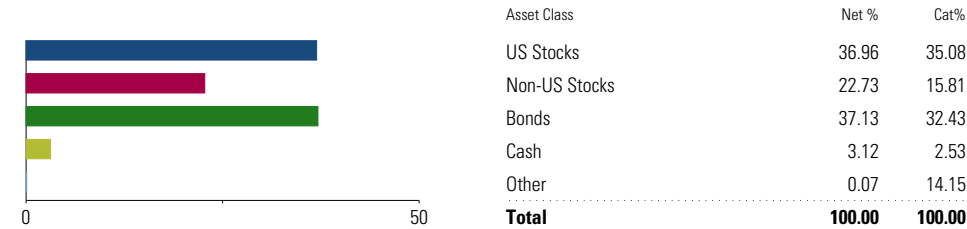
Morningstar Style Box™



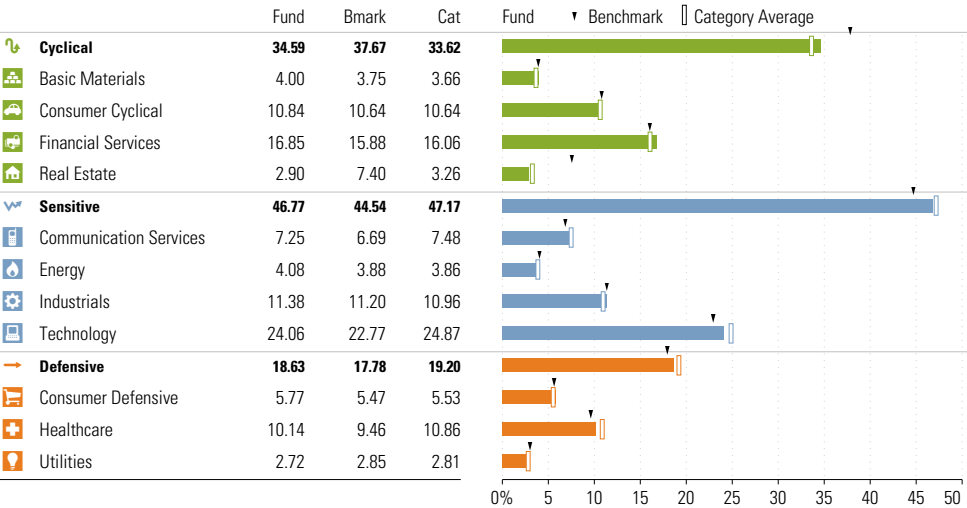
Style Breakdown



Asset Allocation as of 12-31-2024



Sector Weighting as of 12-31-2024



Top 6 Holdings as of 12-31-2024

Name	Maturity Date	% Net Asset	Cumulative %	YTD Return %	Morningstar Sector
⊖ Vanguard Total Stock Mkt Idx Instl Pls	—	37.15	37.15	—	—
⊕ Vanguard Total Bond Market II Idx Inv	—	27.28	64.43	—	—
⊕ Vanguard Total Intl Stock Index Inv	—	23.23	87.66	—	—
⊕ Vanguard Total Intl Bd II Idx Instl	—	11.73	99.39	—	—
⊖ Mktliq 12/31/2049	—	0.60	99.99	—	—
⊖ Us Dollar	—	0.01	100.00	—	—

Total Holdings 6

⊕ Increase ⊖ Decrease ✱ New to Portfolio

Vanguard Target Retirement 2035 Fund VTTHX

Morningstar Category
Target-Date 2035

Morningstar Index
Morningstar Lifetime Mod 2035 TR USD

Portfolio Manager(s)

Walter Nejman since 02-2013
Aur lie Denis since 02-2023
Michael Roach since 02-2023
Roger Aliaga-Diaz since 02-2023

Quantitative Screens

- Performance:** The fund has finished in the Target-Date 2035 category's top three quartiles in 9 of the 10 years it's been in existence.
- Management:** The fund's management has been in place for 11.86 years.
- Style:** The fund has landed in its primary style box — Large Blend — 96.97 % of the time over the past three years.
- Net Expense:** The fund's expense ratio of 0.08 is 86.21% lower than the Target-Date 2035 category average.

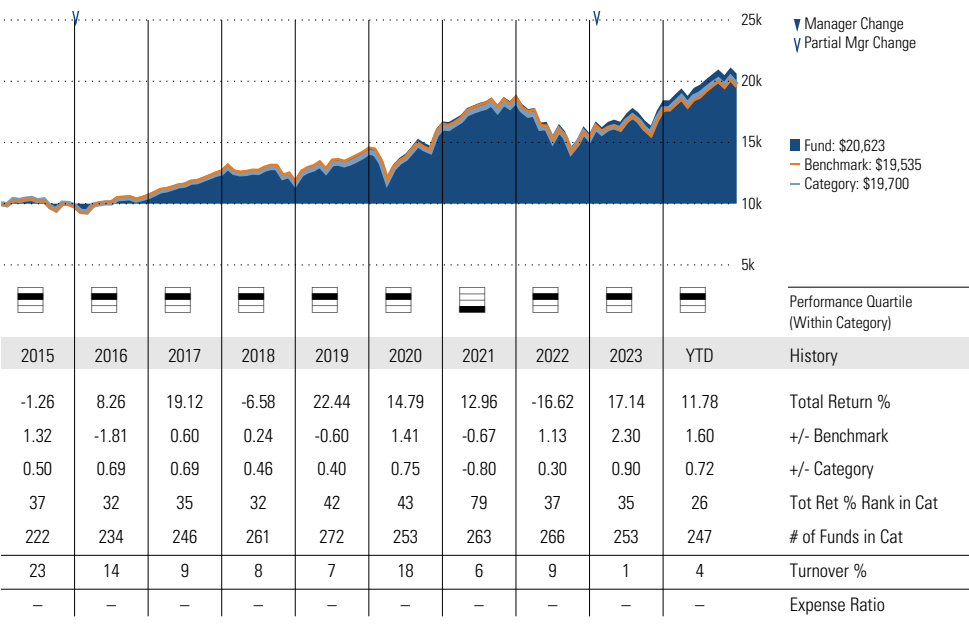
Morningstar Investment Management LLC Analysis

This fund passes all of Morningstar Investment Management's quantitative screens. Morningstar Investment Management has also assessed the fund from a qualitative perspective and, as a fiduciary, is comfortable recommending the fund's use in retirement plans.

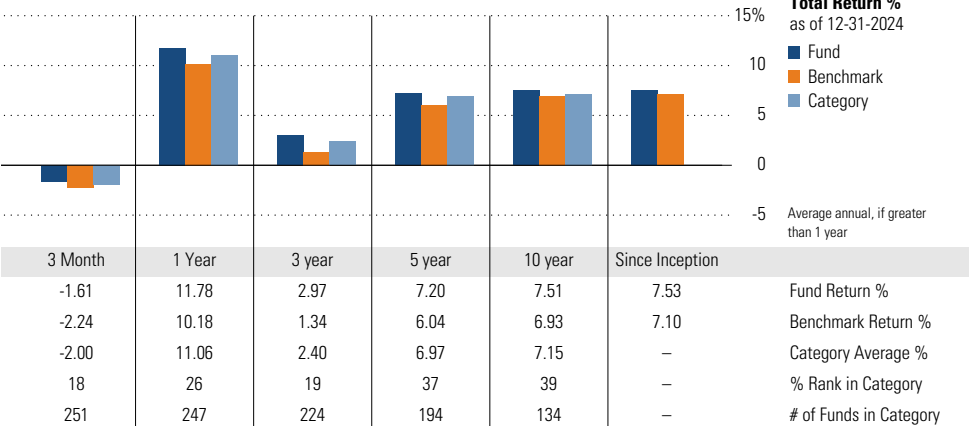
ESG Metrics

Metric	Rating	Updated
Sustainability Rating	3	11-30-2024
Carbon Risk Score	Low Risk	12-31-2022
ESG Commitment	1-Low	02-15-2022

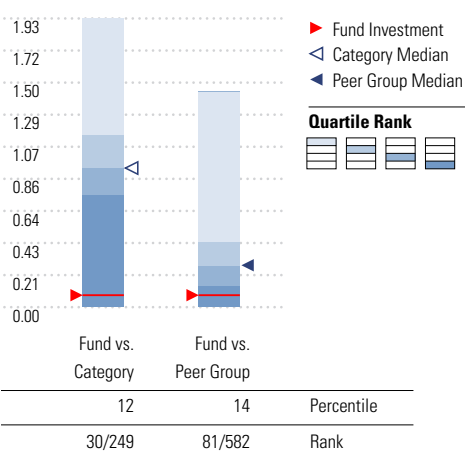
Growth of \$10,000



Trailing Performance



Net Expense



Peer group is a subset of the category and includes funds with the same management style (active vs. passive) and similar share class characteristics.

3-Year Risk Metrics

	Fund	Bmark	Cat
Alpha	1.64	-	1.19
Beta	0.93	-	0.94
R-Squared	99.07	-	98.44
Standard Deviation	13.65	14.58	13.75
Sharpe Ratio	-0.03	-0.13	-0.06
Tracking Error	1.65	-	1.95
Information Ratio	0.99	-	0.61
Up Capture Ratio	97.54	-	96.74
Down Capture Ratio	89.80	-	91.15

Portfolio Metrics

	Fund	Bmark	Cat
Price/Earnings Ratio	20.45	20.81	21.64
Price/Book Ratio	2.65	2.67	2.95
Avg Eff Duration	6.30	-	6.30

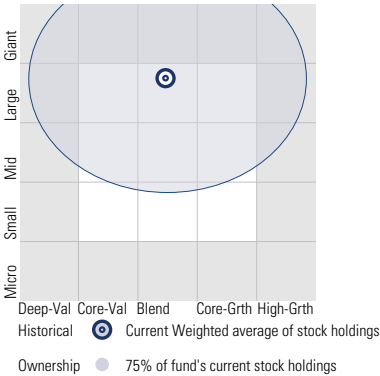
Vanguard Target Retirement 2035 Fund VTTHX

Morningstar Category
Target-Date 2035

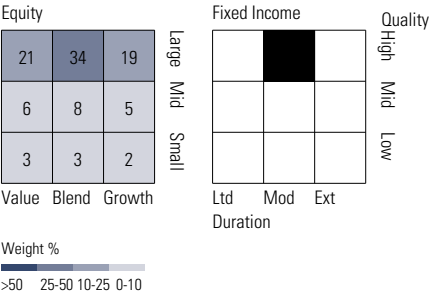
Morningstar Index
Morningstar Lifetime Mod 2035 TR USD

Style Analysis as of 12-31-2024

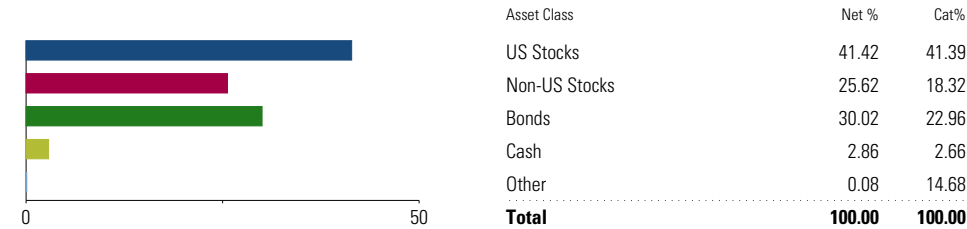
Morningstar Style Box™



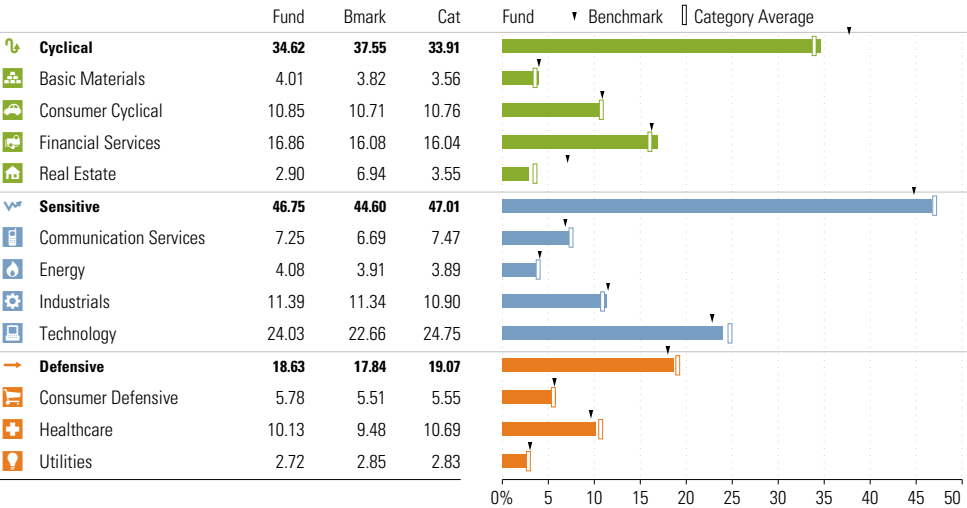
Style Breakdown



Asset Allocation as of 12-31-2024



Sector Weighting as of 12-31-2024



Top 6 Holdings as of 12-31-2024

Name	Maturity Date	% Net Asset	Cumulative %	YTD Return %	Morningstar Sector
⊖ Vanguard Total Stock Mkt Idx Instl Pls	—	41.63	41.63	—	—
⊕ Vanguard Total Intl Stock Index Inv	—	26.19	67.82	—	—
⊕ Vanguard Total Bond Market II Idx Inv	—	22.04	89.86	—	—
⊕ Vanguard Total Intl Bd II Idx Instl	—	9.51	99.37	—	—
⊖ Mktliq 12/31/2049	—	0.62	99.99	—	—
⊖ Us Dollar	—	0.01	100.00	—	—

Total Holdings 6

⊕ Increase ⊖ Decrease ✱ New to Portfolio

Vanguard Target Retirement 2040 Fund VFORX

Morningstar Category
Target-Date 2040

Morningstar Index
Morningstar Lifetime Mod 2040 TR USD

Portfolio Manager(s)

Walter Nejman since 02-2013
Aur lie Denis since 02-2023
Michael Roach since 02-2023
Roger Aliaga-Diaz since 02-2023

Quantitative Screens

- ✔ **Performance:** The fund has finished in the Target-Date 2040 category's top three quartiles in 9 of the 10 years it's been in existence.
- ✔ **Management:** The fund's management has been in place for 11.86 years.
- ✔ **Style:** The fund has landed in its primary style box — Large Blend — 96.97 % of the time over the past three years.
- ✔ **Net Expense:** The fund's expense ratio of 0.08 is 86.44% lower than the Target-Date 2040 category average.

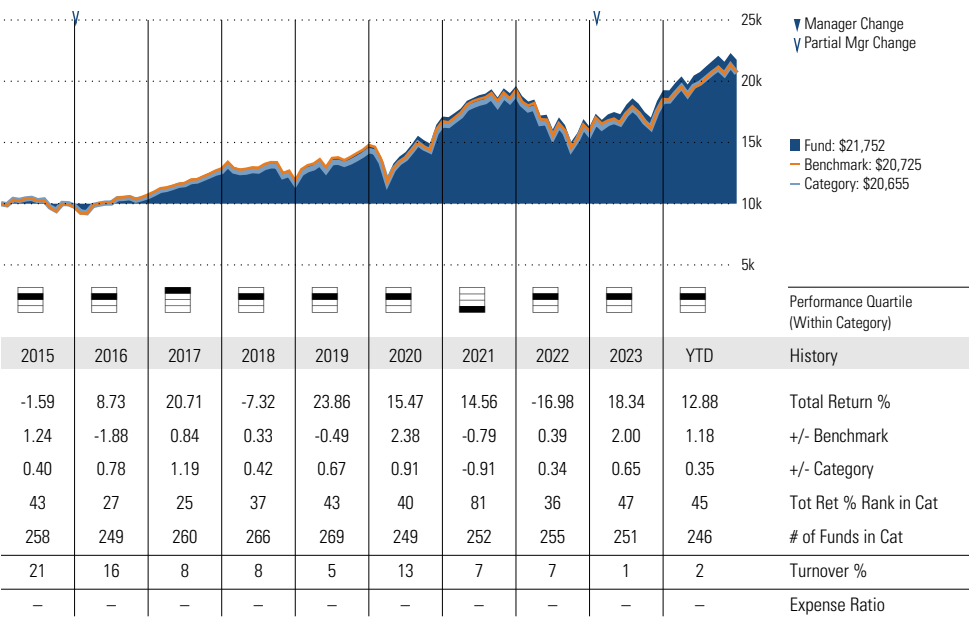
Morningstar Investment Management LLC Analysis

This fund passes all of Morningstar Investment Management's quantitative screens. Morningstar Investment Management has also assessed the fund from a qualitative perspective and, as a fiduciary, is comfortable recommending the fund's use in retirement plans.

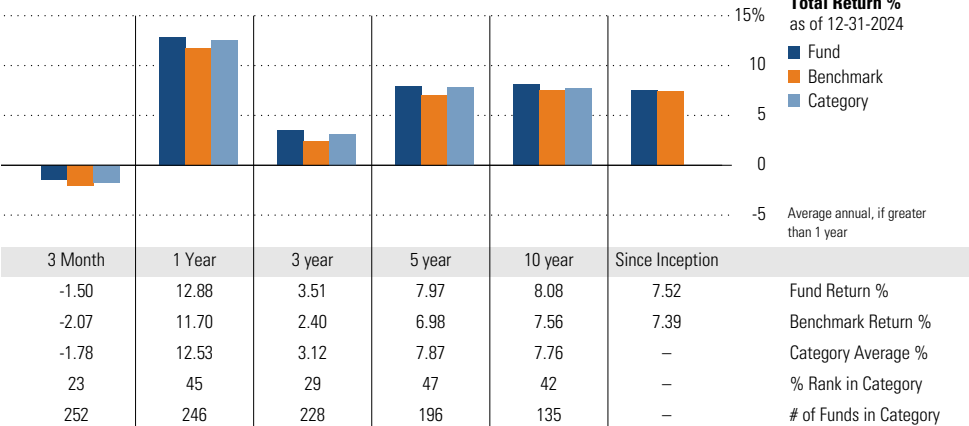
ESG Metrics

Metric	Rating	Updated
Sustainability Rating	3	11-30-2024
Carbon Risk Score	Low Risk	12-31-2022
ESG Commitment	1-Low	02-15-2022

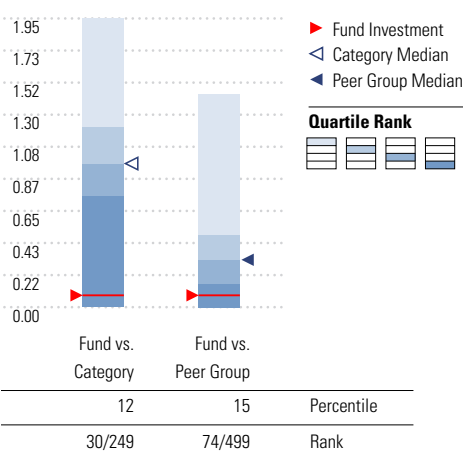
Growth of \$10,000



Trailing Performance



Net Expense



Peer group is a subset of the category and includes funds with the same management style (active vs. passive) and similar share class characteristics.

3-Year Risk Metrics

	Fund	Bmark	Cat
Alpha	1.17	-	0.85
Beta	0.93	-	0.96
R-Squared	99.01	-	98.39
Standard Deviation	14.42	15.35	14.78
Sharpe Ratio	0.02	-0.04	0.00
Tracking Error	1.75	-	2.05
Information Ratio	0.63	-	0.40
Up Capture Ratio	96.38	-	97.62
Down Capture Ratio	91.13	-	93.86

Portfolio Metrics

	Fund	Bmark	Cat
Price/Earnings Ratio	20.47	20.61	21.47
Price/Book Ratio	2.66	2.64	2.91
Avg Eff Duration	6.30	-	7.01

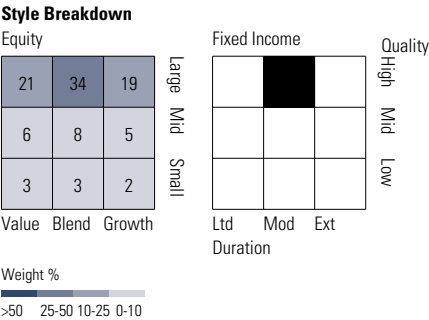
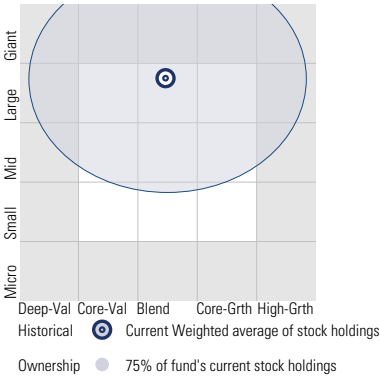
Vanguard Target Retirement 2040 Fund VFORX

Morningstar Category
Target-Date 2040

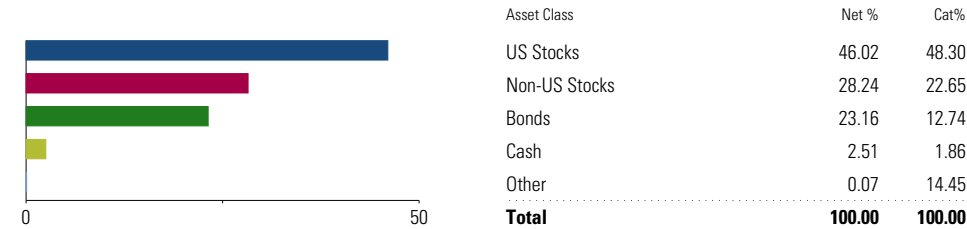
Morningstar Index
Morningstar Lifetime Mod 2040 TR USD

Style Analysis as of 12-31-2024

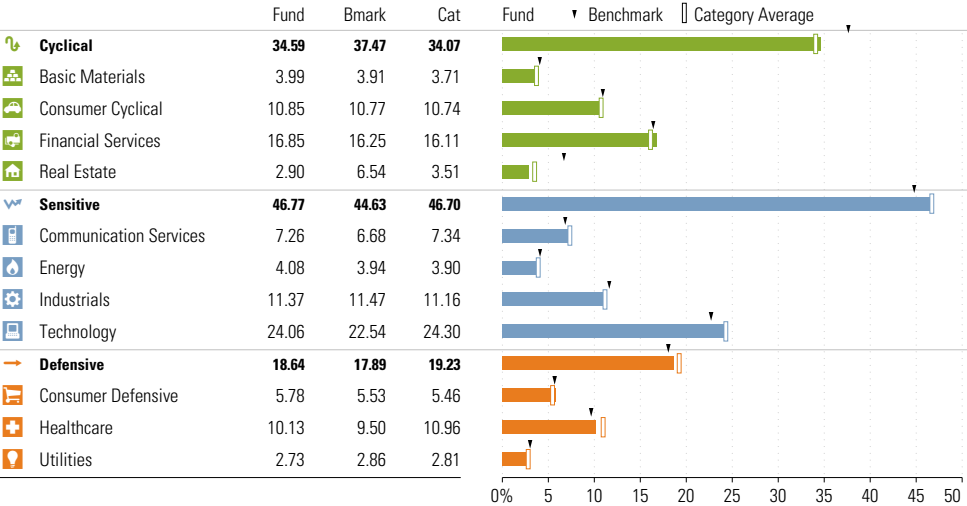
Morningstar Style Box™



Asset Allocation as of 12-31-2024



Sector Weighting as of 12-31-2024



Top 6 Holdings as of 12-31-2024

Name	Maturity Date	% Net Asset	Cumulative %	YTD Return %	Morningstar Sector
⊖ Vanguard Total Stock Mkt Idx Instl Pls	—	46.26	46.26	—	—
⊕ Vanguard Total Intl Stock Index Inv	—	28.87	75.13	—	—
⊕ Vanguard Total Bond Market II Idx Inv	—	16.97	92.09	—	—
⊕ Vanguard Total Intl Bd II Idx Instl	—	7.36	99.45	—	—
⊖ Mktliq 12/31/2049	—	0.51	99.96	—	—
⊖ Us Dollar	—	0.04	100.00	—	—

Total Holdings 6

⊕ Increase ⊖ Decrease ✨ New to Portfolio

Vanguard Target Retirement 2045 Fund VTIVX

Morningstar Category
Target-Date 2045

Morningstar Index
Morningstar Lifetime Mod 2045 TR USD

Portfolio Manager(s)

Walter Nejman since 02-2013
Aur lie Denis since 02-2023
Michael Roach since 02-2023
Roger Aliaga-Diaz since 02-2023

Quantitative Screens

- ✔ **Performance:** The fund has finished in the Target-Date 2045 category's top three quartiles in 10 of the 10 years it's been in existence.
- ✔ **Management:** The fund's management has been in place for 11.86 years.
- ✔ **Style:** The fund has landed in its primary style box — Large Blend — 96.97 % of the time over the past three years.
- ✔ **Net Expense:** The fund's expense ratio of 0.08 is 86.44% lower than the Target-Date 2045 category average.

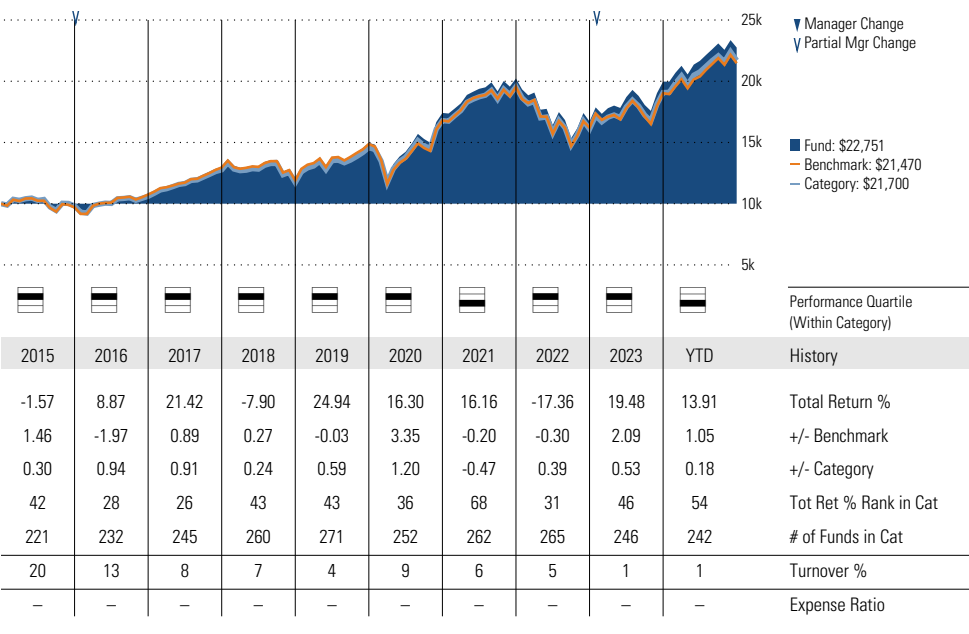
Morningstar Investment Management LLC Analysis

This fund passes all of Morningstar Investment Management's quantitative screens. Morningstar Investment Management has also assessed the fund from a qualitative perspective and, as a fiduciary, is comfortable recommending the fund's use in retirement plans.

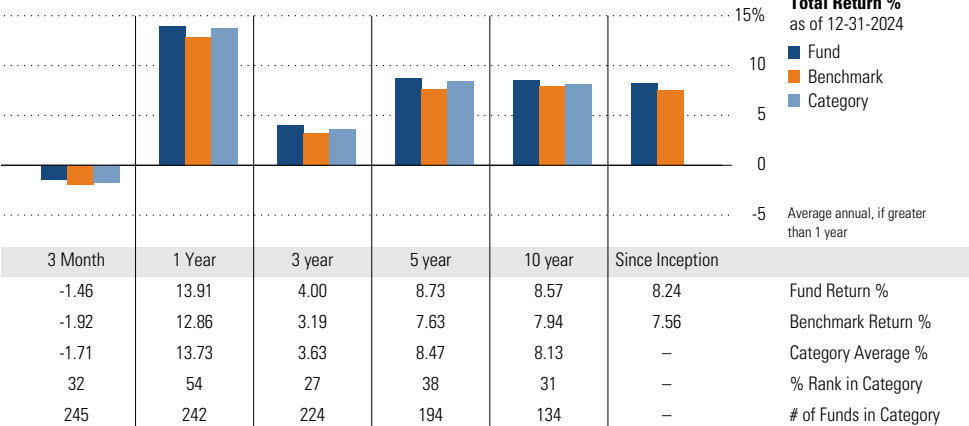
ESG Metrics

Metric	Rating	Updated
Sustainability Rating	3	11-30-2024
Carbon Risk Score	Low Risk	12-31-2022
ESG Commitment	1-Low	02-15-2022

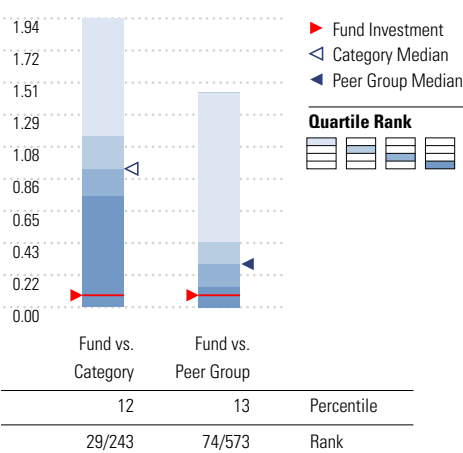
Growth of \$10,000



Trailing Performance



Net Expense



Peer group is a subset of the category and includes funds with the same management style (active vs. passive) and similar share class characteristics.

3-Year Risk Metrics

	Fund	Bmark	Cat
Alpha	0.89	-	0.55
Beta	0.95	-	0.97
R-Squared	98.94	-	98.35
Standard Deviation	15.22	15.91	15.53
Sharpe Ratio	0.06	0.01	0.04
Tracking Error	1.75	-	2.07
Information Ratio	0.46	-	0.22
Up Capture Ratio	97.38	-	98.24
Down Capture Ratio	93.57	-	95.97

Portfolio Metrics

	Fund	Bmark	Cat
Price/Earnings Ratio	20.45	20.43	21.25
Price/Book Ratio	2.65	2.60	2.85
Avg Eff Duration	6.31	-	7.71

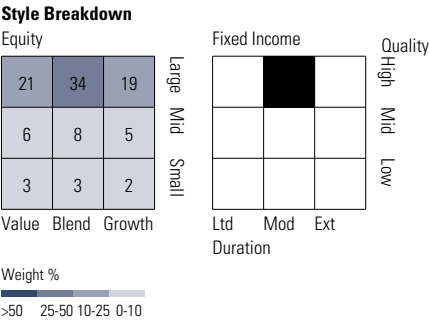
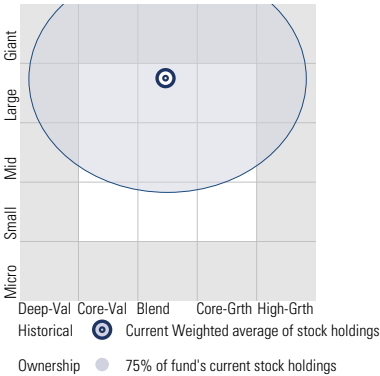
Vanguard Target Retirement 2045 Fund VTIVX

Morningstar Category
Target-Date 2045

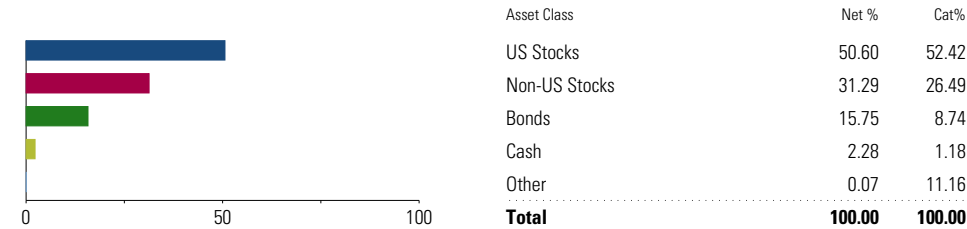
Morningstar Index
Morningstar Lifetime Mod 2045 TR USD

Style Analysis as of 12-31-2024

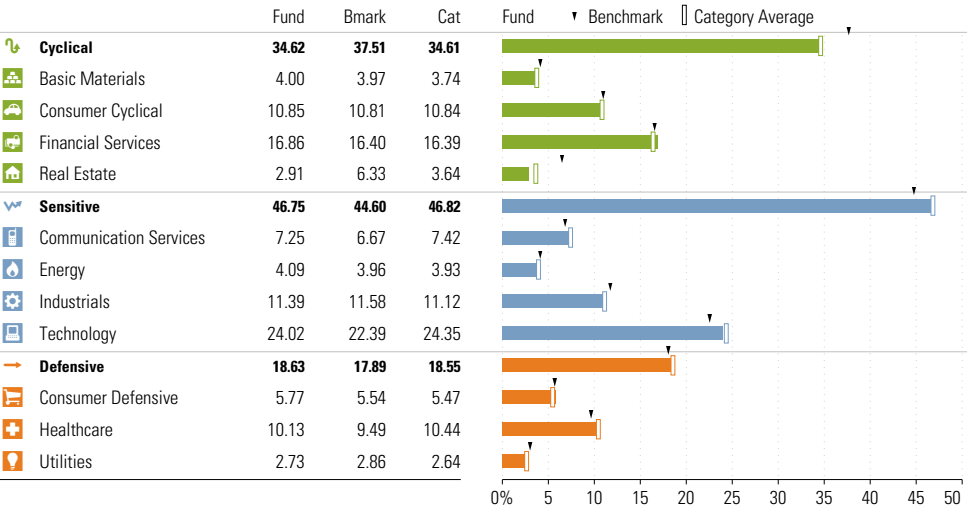
Morningstar Style Box™



Asset Allocation as of 12-31-2024



Sector Weighting as of 12-31-2024



Top 6 Holdings as of 12-31-2024

Name	Maturity Date	% Net Asset	Cumulative %	YTD Return %	Morningstar Sector
⊖ Vanguard Total Stock Mkt Idx Instl Pls	—	50.86	50.86	—	—
⊕ Vanguard Total Intl Stock Index Inv	—	31.99	82.85	—	—
⊕ Vanguard Total Bond Market II Idx Inv	—	11.47	94.32	—	—
⊕ Vanguard Total Intl Bd II Idx Instl	—	5.07	99.40	—	—
⊕ Mktliq 12/31/2049	—	0.59	99.99	—	—
⊖ Us Dollar	—	0.01	100.00	—	—

Total Holdings 6

⊕ Increase ⊖ Decrease ✱ New to Portfolio

Vanguard Target Retirement 2050 Fund VFIFX

Morningstar Category
Target-Date 2050

Morningstar Index
Morningstar Lifetime Mod 2050 TR USD

Portfolio Manager(s)

Walter Nejman since 02-2013
Aur lie Denis since 02-2023
Michael Roach since 02-2023
Roger Aliaga-Diaz since 02-2023

Quantitative Screens

✔ *Performance:* The fund has finished in the Target-Date 2050 category's top three quartiles in 10 of the 10 years it's been in existence.

✔ *Management:* The fund's management has been in place for 11.86 years.

✔ *Style:* The fund has landed in its primary style box — Large Blend — 100 % of the time over the past three years.

✔ *Net Expense:* The fund's expense ratio of 0.08 is 86.67% lower than the Target-Date 2050 category average.

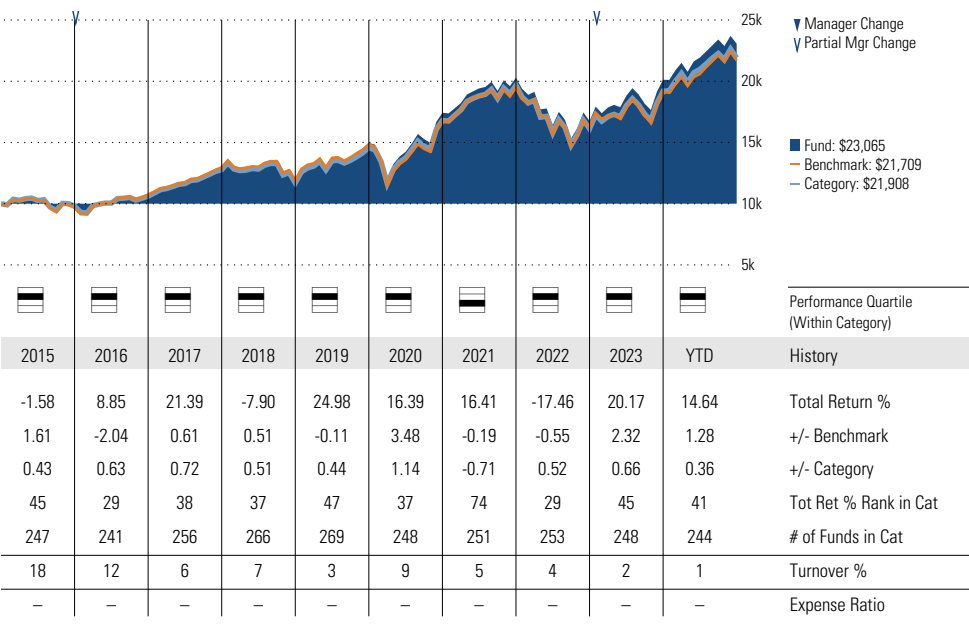
Morningstar Investment Management LLC Analysis

This fund passes all of Morningstar Investment Management's quantitative screens. Morningstar Investment Management has also assessed the fund from a qualitative perspective and, as a fiduciary, is comfortable recommending the fund's use in retirement plans.

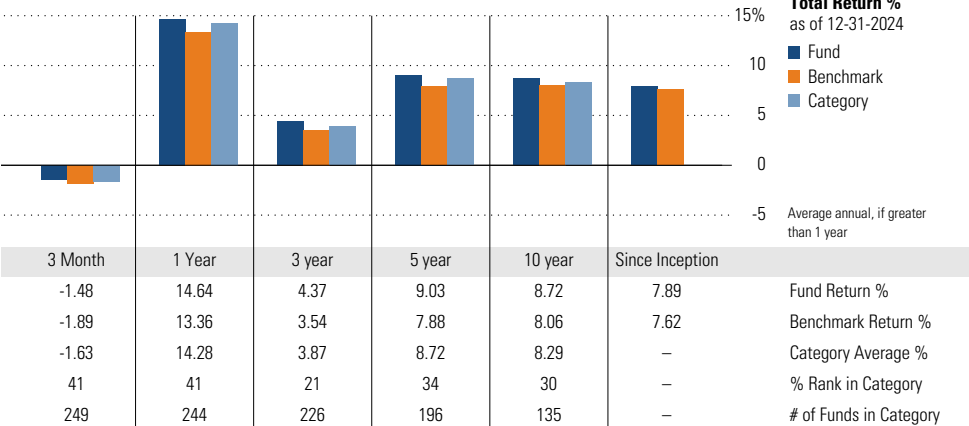
ESG Metrics

Metric	Rating	Updated
Sustainability Rating	3	11-30-2024
Carbon Risk Score	Low Risk	12-31-2022
ESG Commitment	1-Low	02-15-2022

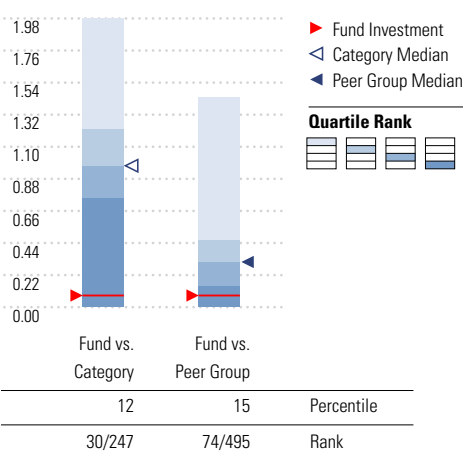
Growth of \$10,000



Trailing Performance



Net Expense



Peer group is a subset of the category and includes funds with the same management style (active vs. passive) and similar share class characteristics.

3-Year Risk Metrics

	Fund	Bmark	Cat
Alpha	0.90	-	0.43
Beta	0.96	-	0.98
R-Squared	98.90	-	98.27
Standard Deviation	15.63	16.16	15.94
Sharpe Ratio	0.08	0.04	0.06
Tracking Error	1.75	-	2.12
Information Ratio	0.48	-	0.16
Up Capture Ratio	98.54	-	98.98
Down Capture Ratio	94.77	-	97.27

Portfolio Metrics

	Fund	Bmark	Cat
Price/Earnings Ratio	20.44	20.27	21.24
Price/Book Ratio	2.65	2.57	2.86
Avg Eff Duration	6.31	-	8.76

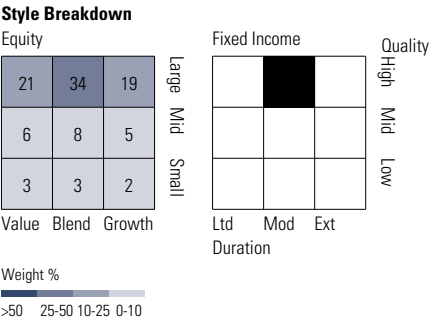
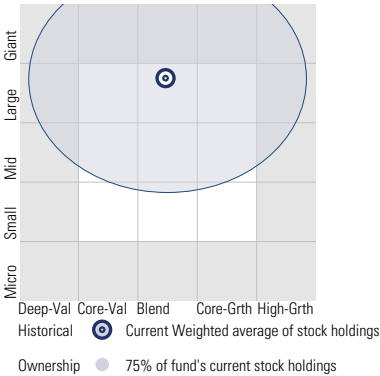
Vanguard Target Retirement 2050 Fund VFIFX

Morningstar Category
Target-Date 2050

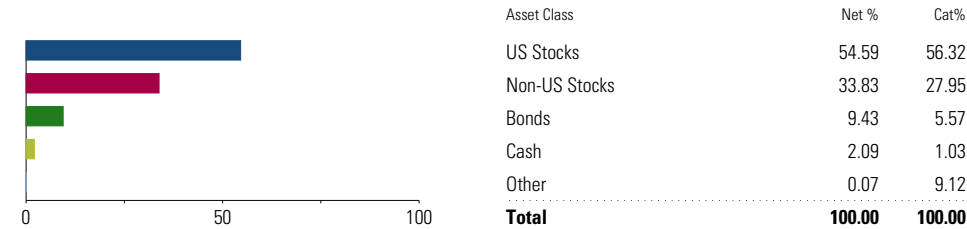
Morningstar Index
Morningstar Lifetime Mod 2050 TR USD

Style Analysis as of 12-31-2024

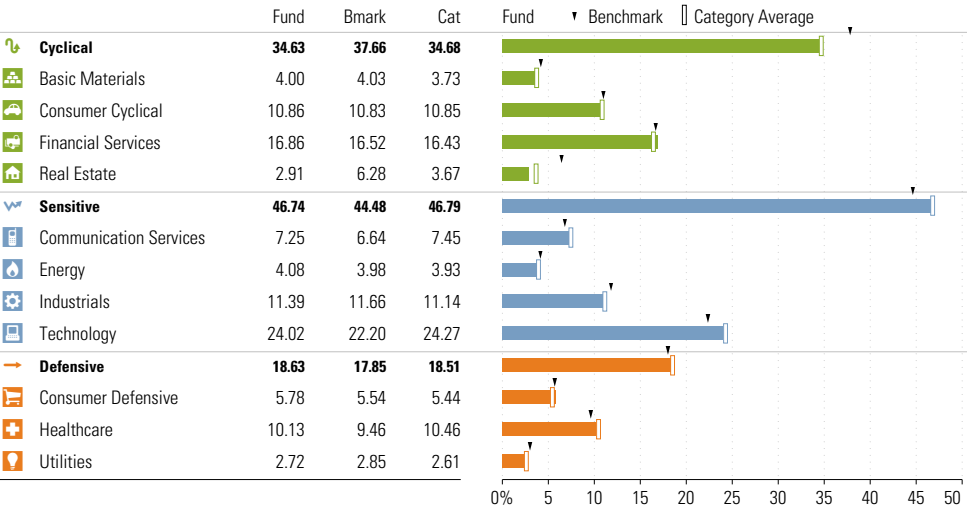
Morningstar Style Box™



Asset Allocation as of 12-31-2024



Sector Weighting as of 12-31-2024



Top 6 Holdings as of 12-31-2024

Name	Maturity Date	% Net Asset	Cumulative %	YTD Return %	Morningstar Sector
⊕ Vanguard Total Stock Mkt Idx Instl Pls	—	54.87	54.87	—	—
⊕ Vanguard Total Intl Stock Index Inv	—	34.58	89.45	—	—
⊕ Vanguard Total Bond Market II Idx Inv	—	6.81	96.26	—	—
⊕ Vanguard Total Intl Bd II Idx Instl	—	3.09	99.35	—	—
⊖ Mktliq 12/31/2049	—	0.63	99.98	—	—
⊖ Us Dollar	—	0.02	100.00	—	—

Total Holdings 6

⊕ Increase ⊖ Decrease ✨ New to Portfolio

Vanguard Target Retirement 2055 Fund VFFVX

Morningstar Category
Target-Date 2055

Morningstar Index
Morningstar Lifetime Mod 2055 TR USD

Portfolio Manager(s)

Walter Nejman since 02-2013
Aur lie Denis since 02-2023
Michael Roach since 02-2023
Roger Aliaga-Diaz since 02-2023

Quantitative Screens

- Performance: The fund has finished in the Target-Date 2055 category's top three quartiles in 9 of the 10 years it's been in existence.
- Management: The fund's management has been in place for 11.86 years.
- Style: The fund has landed in its primary style box — Large Blend — 100 % of the time over the past three years.
- Net Expense: The fund's expense ratio of 0.08 is 86.67% lower than the Target-Date 2055 category average.

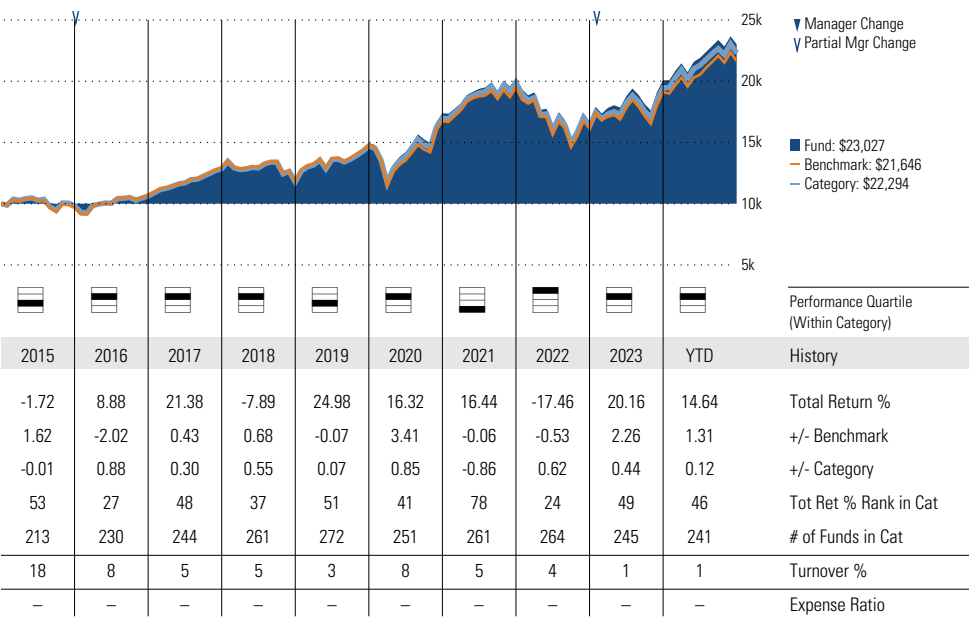
Morningstar Investment Management LLC Analysis

This fund passes all of Morningstar Investment Management's quantitative screens. Morningstar Investment Management has also assessed the fund from a qualitative perspective and, as a fiduciary, is comfortable recommending the fund's use in retirement plans.

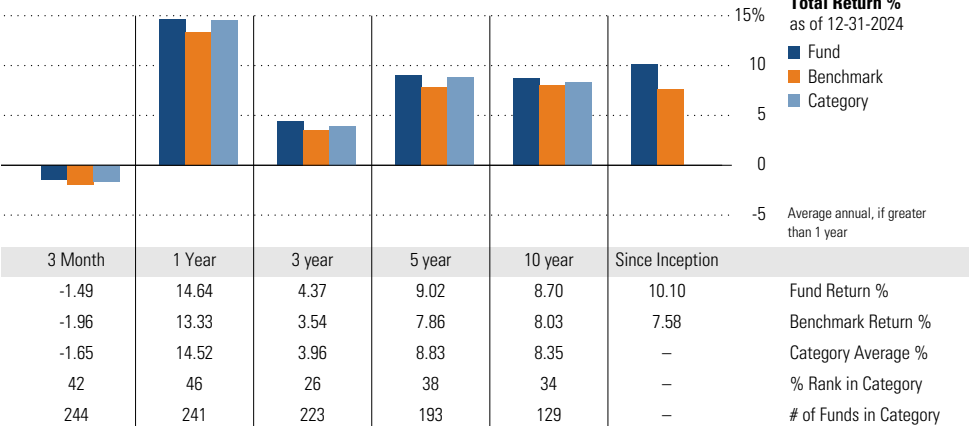
ESG Metrics

Metric	Rating	Updated
Sustainability Rating	3	11-30-2024
Carbon Risk Score	Low Risk	12-31-2022
ESG Commitment	1-Low	02-15-2022

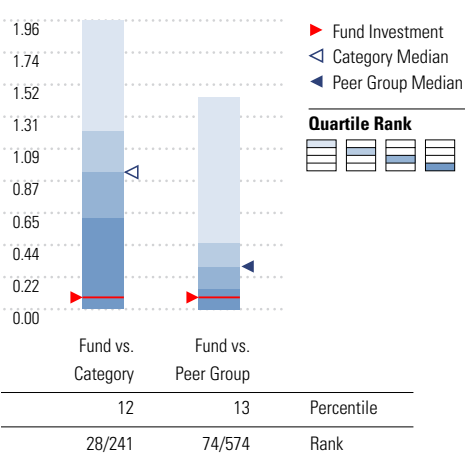
Growth of \$10,000



Trailing Performance



Net Expense



Peer group is a subset of the category and includes funds with the same management style (active vs. passive) and similar share class characteristics.

3-Year Risk Metrics

	Fund	Bmark	Cat
Alpha	0.91	-	0.55
Beta	0.96	-	0.98
R-Squared	98.87	-	98.24
Standard Deviation	15.64	16.24	16.09
Sharpe Ratio	0.08	0.04	0.07
Tracking Error	1.80	-	2.16
Information Ratio	0.46	-	0.20
Up Capture Ratio	98.20	-	99.73
Down Capture Ratio	94.41	-	97.53

Portfolio Metrics

	Fund	Bmark	Cat
Price/Earnings Ratio	20.44	20.12	21.22
Price/Book Ratio	2.65	2.54	2.84
Avg Eff Duration	6.31	-	9.54

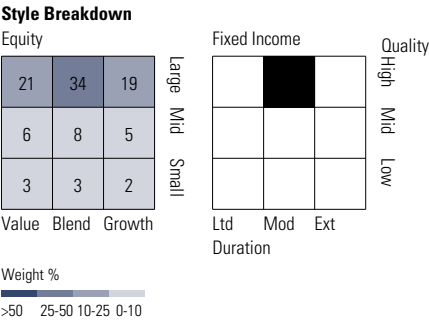
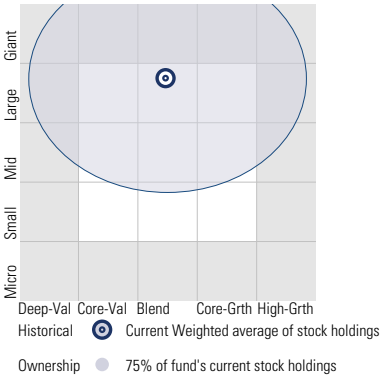
Vanguard Target Retirement 2055 Fund VFFVX

Morningstar Category
Target-Date 2055

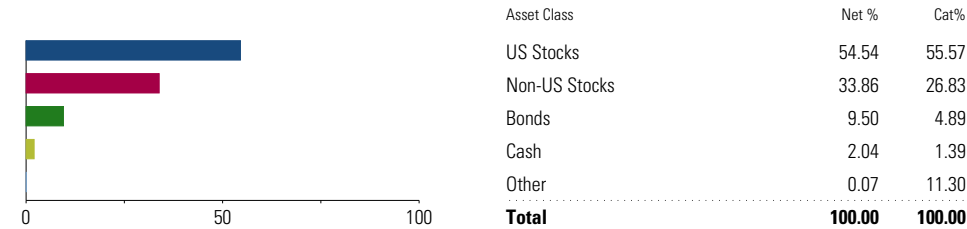
Morningstar Index
Morningstar Lifetime Mod 2055 TR USD

Style Analysis as of 12-31-2024

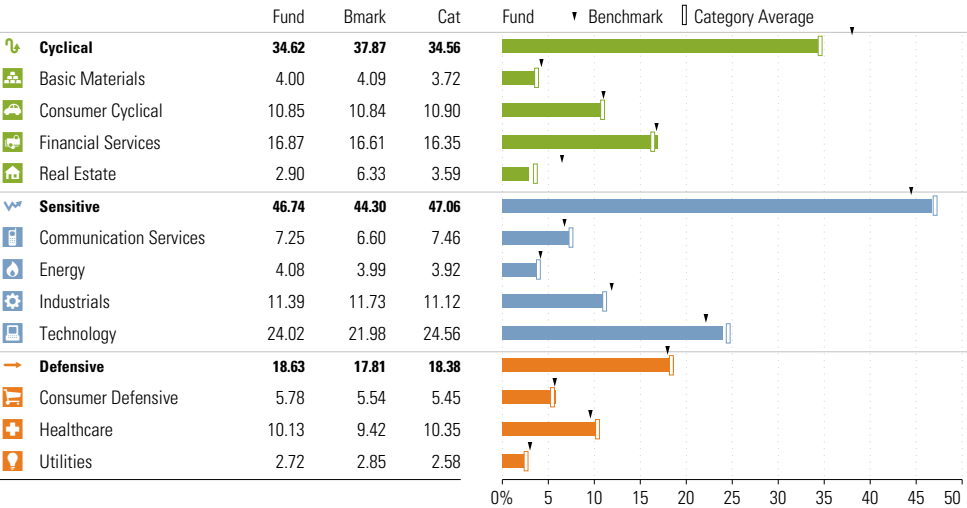
Morningstar Style Box™



Asset Allocation as of 12-31-2024



Sector Weighting as of 12-31-2024



Top 6 Holdings as of 12-31-2024

Name	Maturity Date	% Net Asset	Cumulative %	YTD Return %	Morningstar Sector
⊕ Vanguard Total Stock Mkt Idx Instl Pls	—	54.82	54.82	—	—
⊕ Vanguard Total Intl Stock Index Inv	—	34.61	89.43	—	—
⊕ Vanguard Total Bond Market II Idx Inv	—	6.88	96.31	—	—
⊕ Vanguard Total Intl Bd II Idx Instl	—	3.10	99.40	—	—
⊖ Mktliq 12/31/2049	—	0.58	99.99	—	—
⊖ Us Dollar	—	0.01	100.00	—	—

Total Holdings 6

⊕ Increase ⊖ Decrease ✱ New to Portfolio

Vanguard Target Retirement 2060 Fund VTTSX

Morningstar Category Target-Date 2060
Morningstar Index Morningstar Mod Tgt Risk TR USD

Portfolio Manager(s)

Walter Nejman since 02-2013
Aur lie Denis since 02-2023
Michael Roach since 02-2023
Roger Aliaga-Diaz since 02-2023

Quantitative Screens

- Performance: The fund has finished in the Target-Date 2060 category's top three quartiles in 9 of the 10 years it's been in existence.
- Management: The fund's management has been in place for 11.86 years.
- Style: The fund has landed in its primary style box — Large Blend — 100 % of the time over the past three years.
- Net Expense: The fund's expense ratio of 0.08 is 86.67% lower than the Target-Date 2060 category average.

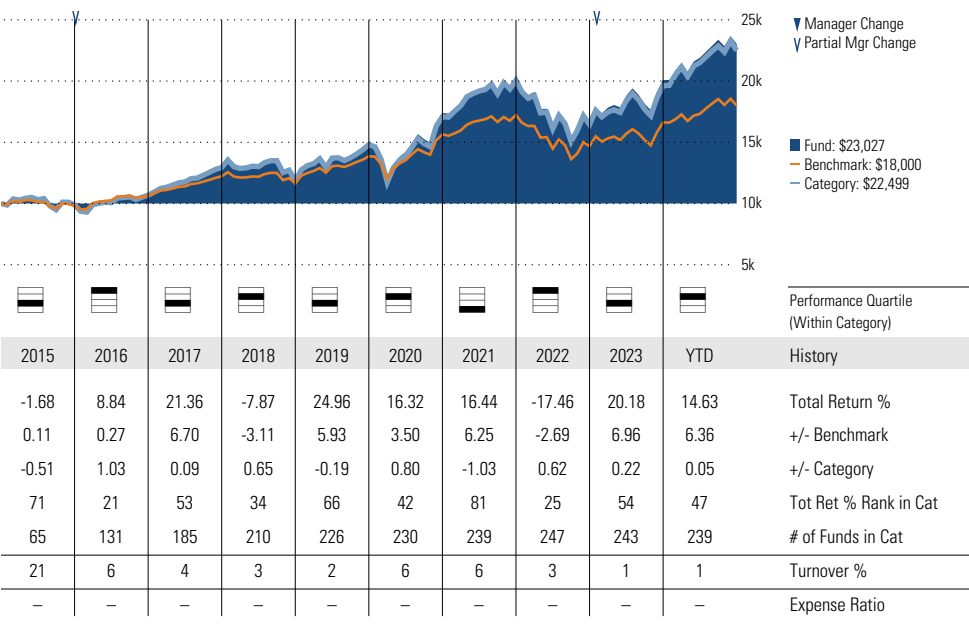
Morningstar Investment Management LLC Analysis

This fund passes all of Morningstar Investment Management's quantitative screens. Morningstar Investment Management has also assessed the fund from a qualitative perspective and, as a fiduciary, is comfortable recommending the fund's use in retirement plans.

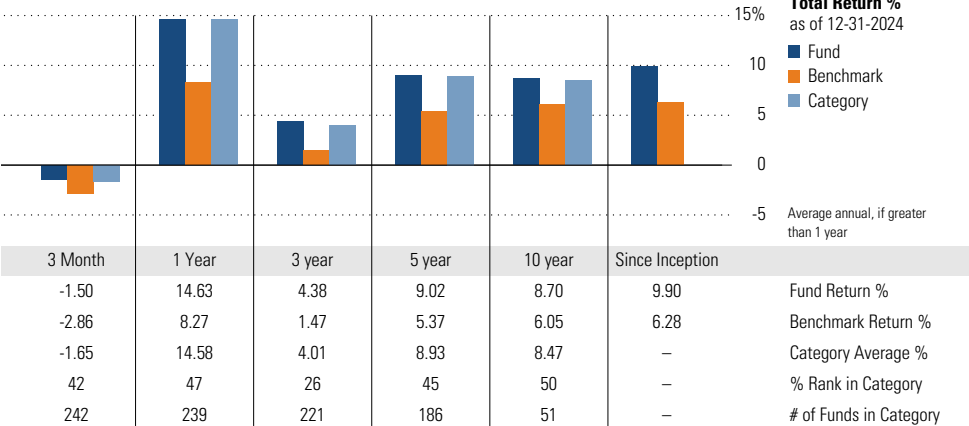
ESG Metrics

Metric	Rating	Updated
Sustainability Rating	3	11-30-2024
Carbon Risk Score	Low Risk	12-31-2022
ESG Commitment	1-Low	02-15-2022

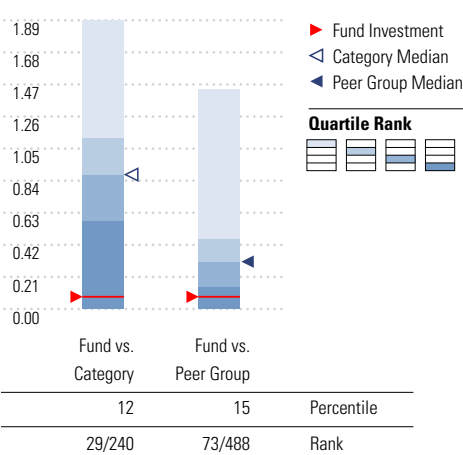
Growth of \$10,000



Trailing Performance



Net Expense



Peer group is a subset of the category and includes funds with the same management style (active vs. passive) and similar share class characteristics.

3-Year Risk Metrics

	Fund	Bmark	Cat
Alpha	2.75	-	2.48
Beta	1.21	-	1.25
R-Squared	97.56	-	96.37
Standard Deviation	15.63	12.70	16.18
Sharpe Ratio	0.08	-0.15	0.07
Tracking Error	3.66	-	4.43
Information Ratio	0.79	-	0.58
Up Capture Ratio	131.60	-	134.54
Down Capture Ratio	117.29	-	121.83

Portfolio Metrics

	Fund	Bmark	Cat
Price/Earnings Ratio	20.40	19.69	21.26
Price/Book Ratio	2.64	2.42	2.85
Avg Eff Duration	6.31	-	8.97

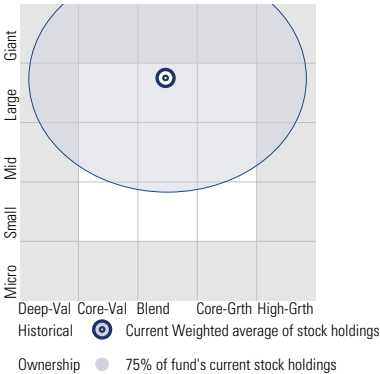
Vanguard Target Retirement 2060 Fund VTTSX

Morningstar Category
Target-Date 2060

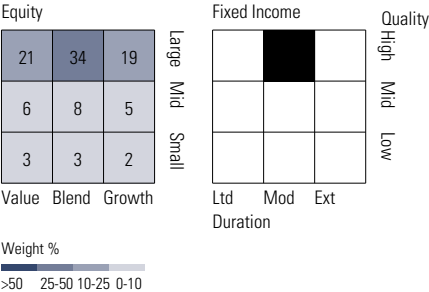
Morningstar Index
Morningstar Mod Tgt Risk TR USD

Style Analysis as of 12-31-2024

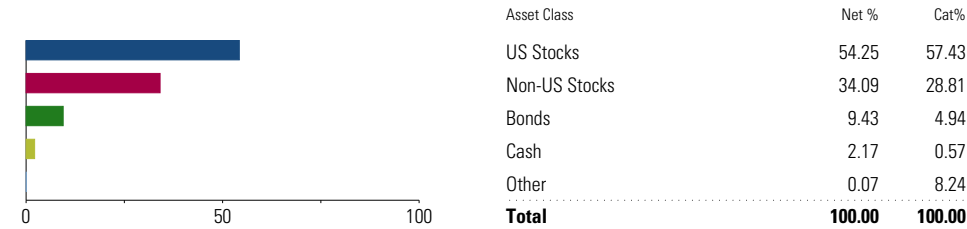
Morningstar Style Box™



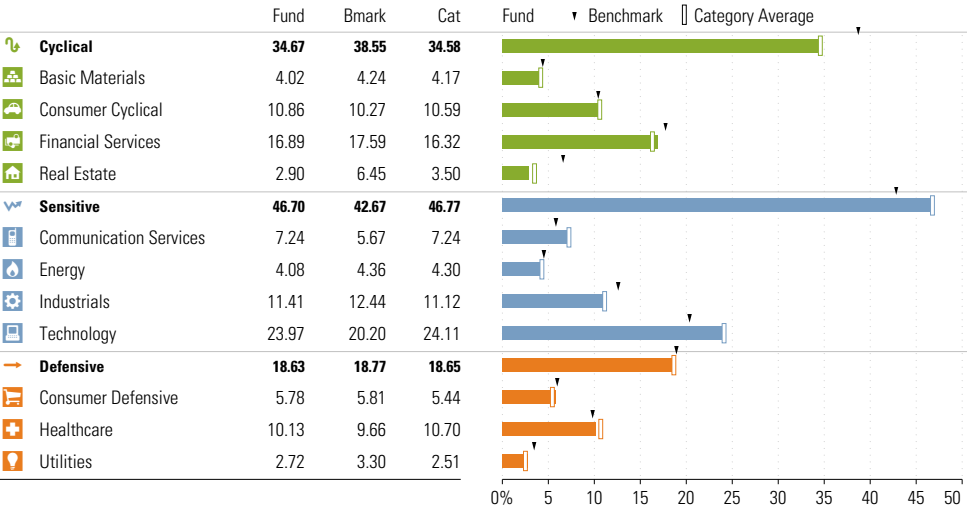
Style Breakdown



Asset Allocation as of 12-31-2024



Sector Weighting as of 12-31-2024



Top 6 Holdings as of 12-31-2024

Name	Maturity Date	% Net Asset	Cumulative %	YTD Return %	Morningstar Sector
⊕ Vanguard Total Stock Mkt Idx Instl Pls	—	54.52	54.52	—	—
⊕ Vanguard Total Intl Stock Index Inv	—	34.85	89.38	—	—
⊕ Vanguard Total Bond Market II Idx Inv	—	6.83	96.21	—	—
⊕ Vanguard Total Intl Bd II Idx Instl	—	3.07	99.28	—	—
⊖ Mktliq 12/31/2049	—	0.71	99.99	—	—
⊖ Us Dollar	—	0.01	100.00	—	—

Total Holdings 6

⊕ Increase ⊖ Decrease ✱ New to Portfolio

Vanguard Target Retirement 2065 Fund VLXVX

Morningstar Category
Target-Date 2065+
Morningstar Index
Morningstar Mod Tgt Risk TR USD

Portfolio Manager(s)

Walter Nejman since 07-2017
Aur lie Denis since 02-2023
Michael Roach since 02-2023
Roger Aliaga-Diaz since 02-2023

Quantitative Screens

- Performance: The fund has finished in the Target-Date 2065+ category's top three quartiles in 5 of the 7 years it's been in existence.
- Management: The fund's management has been in place for 7.48 years.
- Style: The fund has landed in its primary style box — Large Blend — 100 % of the time over the past three years.
- Net Expense: The fund's expense ratio of 0.08 is 85.96% lower than the Target-Date 2065+ category average.

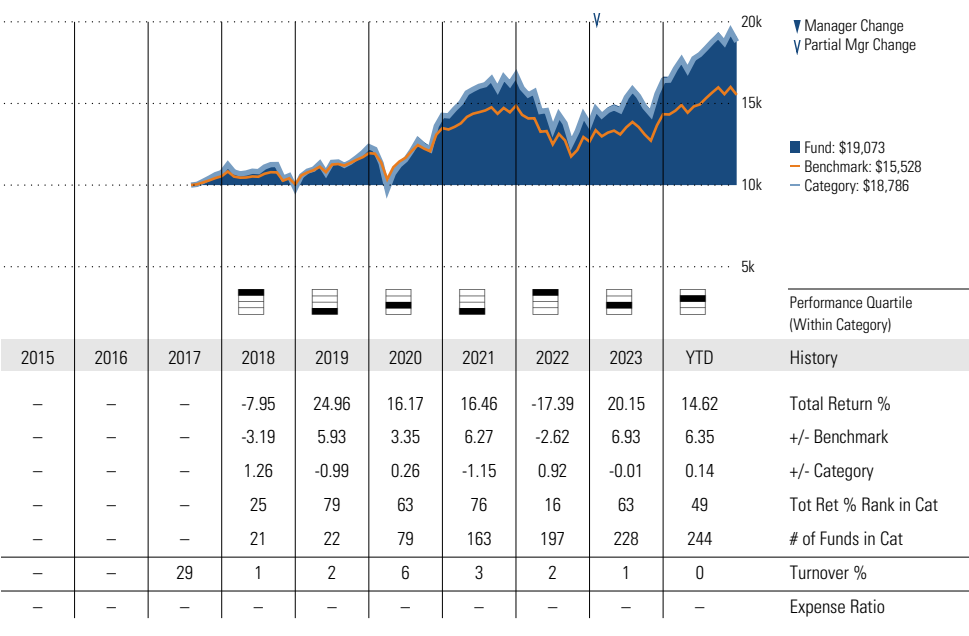
Morningstar Investment Management LLC Analysis

This fund passes all of Morningstar Investment Management's quantitative screens. Morningstar Investment Management has also assessed the fund from a qualitative perspective and, as a fiduciary, is comfortable recommending the fund's use in retirement plans.

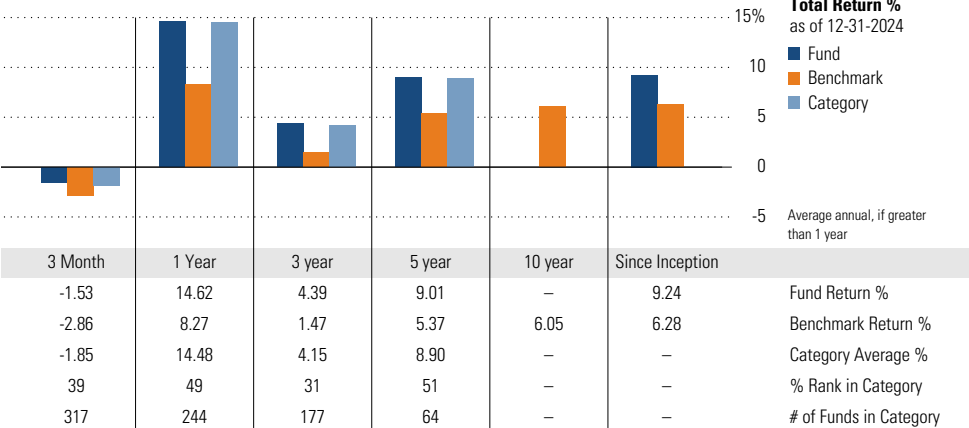
ESG Metrics

Metric	Rating	Updated
Sustainability Rating	3	11-30-2024
Carbon Risk Score	Low Risk	12-31-2022
ESG Commitment	1-Low	02-15-2022

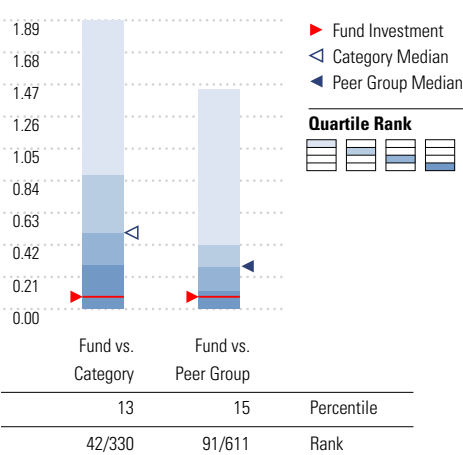
Growth of \$10,000



Trailing Performance



Net Expense



Peer group is a subset of the category and includes funds with the same management style (active vs. passive) and similar share class characteristics.

3-Year Risk Metrics

	Fund	Bmark	Cat
Alpha	2.77	-	2.88
Beta	1.21	-	1.25
R-Squared	97.58	-	95.78
Standard Deviation	15.61	12.70	16.67
Sharpe Ratio	0.08	-0.15	0.08
Tracking Error	3.65	-	4.98
Information Ratio	0.80	-	0.59
Up Capture Ratio	131.53	-	135.46
Down Capture Ratio	117.13	-	121.25

Portfolio Metrics

	Fund	Bmark	Cat
Price/Earnings Ratio	20.31	19.69	20.75
Price/Book Ratio	2.62	2.42	2.73
Avg Eff Duration	6.33	-	9.10

Vanguard Target Retirement 2065 Fund

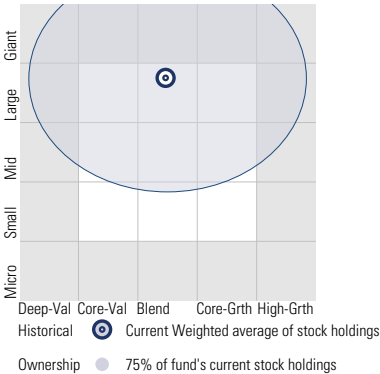
VLXVX

Morningstar Category
Target-Date 2065+

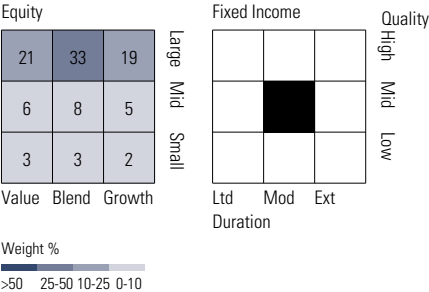
Morningstar Index
Morningstar Mod Tgt Risk TR USD

Style Analysis as of 12-31-2024

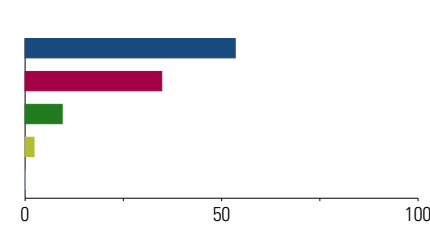
Morningstar Style Box™



Style Breakdown

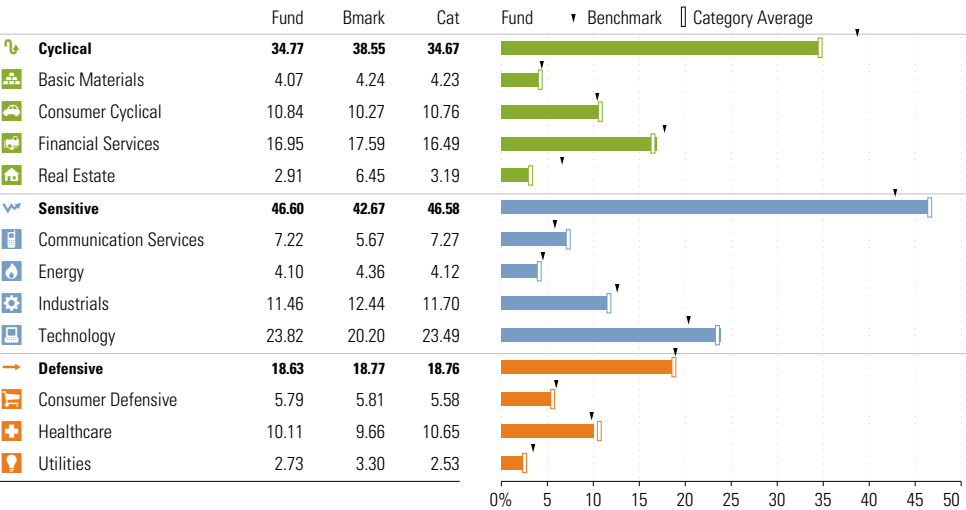


Asset Allocation as of 12-31-2024



Asset Class	Net %	Cat%
US Stocks	53.46	49.30
Non-US Stocks	34.77	30.13
Bonds	9.43	5.58
Cash	2.27	1.17
Other	0.07	13.82
Total	100.00	100.00

Sector Weighting as of 12-31-2024



Top 6 Holdings as of 12-31-2024

Name	Maturity Date	% Net Asset	Cumulative %	YTD Return %	Morningstar Sector
⊕ Vanguard Total Stock Mkt Idx Instl Pls	—	53.72	53.72	—	—
⊕ Vanguard Total Intl Stock Index Inv	—	35.55	89.28	—	—
⊕ Vanguard Total Bond Market II Idx Inv	—	6.83	96.11	—	—
⊕ Vanguard Total Intl Bd II Idx Instl	—	3.07	99.18	—	—
⊖ Mktliq 12/31/2049	—	0.78	99.96	—	—
⊖ Us Dollar	—	0.04	100.00	—	—

Total Holdings 6

⊕ Increase ⊖ Decrease ✱ New to Portfolio

Vanguard Target Retirement 2070 Fund VSVNX

Morningstar Category
Target-Date 2065+
Morningstar Index
Morningstar Mod Tgt Risk TR USD

Portfolio Manager(s)

Walter Nejman since 06-2022
Aur lie Denis since 02-2023
Michael Roach since 02-2023
Roger Aliaga-Diaz since 02-2023

Quantitative Screens

The Performance screen is not applicable for funds with less than three years of data.

Management: The fund's management team has been in place for less than three years.

Style: The fund has landed in its primary style box — Large Blend — 100 % of the time over the past three years.

Net Expense: The fund's expense ratio of 0.08 is 85.96% lower than the Target-Date 2065+ category average.

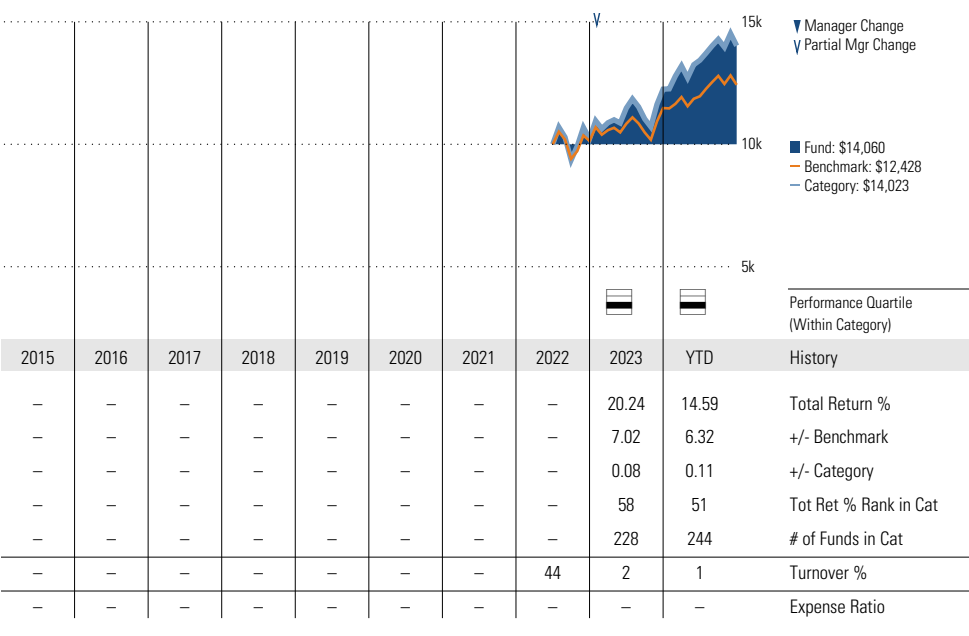
Morningstar Investment Management LLC Analysis

This fund fails the manager tenure screen due to a limited history for this target-date vintage.

ESG Metrics

Metric	Rating	Updated
Sustainability Rating	3	11-30-2024
Carbon Risk Score	Low Risk	12-31-2022

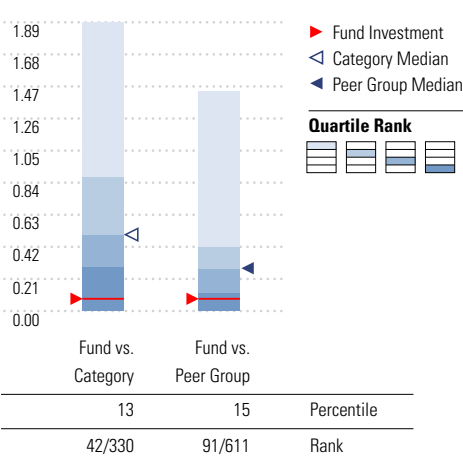
Growth of \$10,000



Trailing Performance



Net Expense



Peer group is a subset of the category and includes funds with the same management style (active vs. passive) and similar share class characteristics.

3-Year Risk Metrics

	Fund	Bmark	Cat
Alpha	-	-	2.88
Beta	-	-	1.25
R-Squared	-	-	95.78
Standard Deviation	-	12.70	16.67
Sharpe Ratio	-	-0.15	0.08
Tracking Error	-	-	4.98
Information Ratio	-	-	0.59
Up Capture Ratio	-	-	135.46
Down Capture Ratio	-	-	121.25

Portfolio Metrics

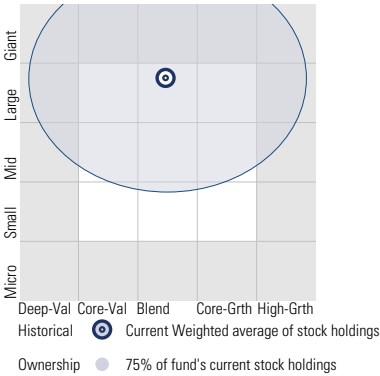
	Fund	Bmark	Cat
Price/Earnings Ratio	20.36	19.69	20.75
Price/Book Ratio	2.63	2.42	2.73
Avg Eff Duration	6.33	-	9.10

Vanguard Target Retirement 2070 Fund VSVNX

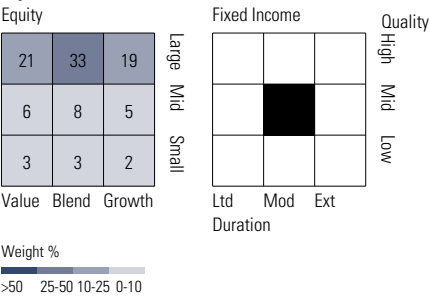
Morningstar Category Target-Date 2065+ Morningstar Index Morningstar Mod Tgt Risk TR USD

Style Analysis as of 12-31-2024

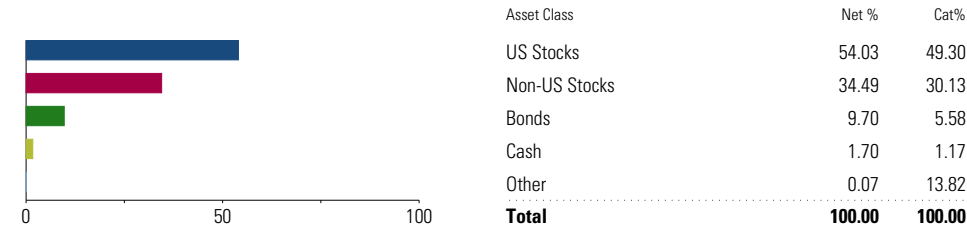
Morningstar Style Box™



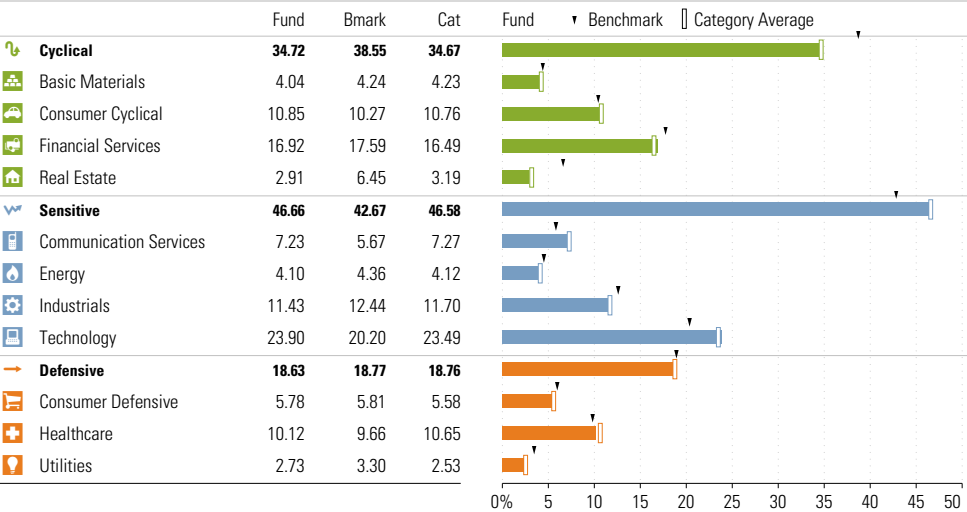
Style Breakdown



Asset Allocation as of 12-31-2024



Sector Weighting as of 12-31-2024



Top 6 Holdings as of 12-31-2024

Name	Maturity Date	% Net Asset	Cumulative %	YTD Return %	Morningstar Sector
⊕ Vanguard Total Stock Mkt Idx Instl Pls	—	54.30	54.30	—	—
⊕ Vanguard Total Intl Stock Index Inv	—	35.26	89.57	—	—
⊕ Vanguard Total Bond Market II Idx Inv	—	7.09	96.66	—	—
⊕ Vanguard Total Intl Bd II Idx Instl	—	3.11	99.77	—	—
⊖ Mktliq 12/31/2049	—	0.22	99.99	—	—
⊖ Us Dollar	—	0.01	100.00	—	—

Total Holdings 6

⊕ Increase ⊖ Decrease ✱ New to Portfolio

Vanguard Target Retirement Income Fund VTINX

Morningstar Category
Target-Date Retirement

Morningstar Index
Morningstar Lifetime Mod Incm TR USD

Portfolio Manager(s)

Walter Nejman since 02-2013
Aur lie Denis since 02-2023
Michael Roach since 02-2023
Roger Aliaga-Diaz since 02-2023

Quantitative Screens

- Performance:** The fund has finished in the Target-Date Retirement category's top three quartiles in 10 of the 10 years it's been in existence.
- Management:** The fund's management has been in place for 11.86 years.
- Style:** The fund has landed in its primary style box — Large Blend — 100 % of the time over the past three years.
- Net Expense:** The fund's expense ratio of 0.08 is 85.19% lower than the Target-Date Retirement category average.

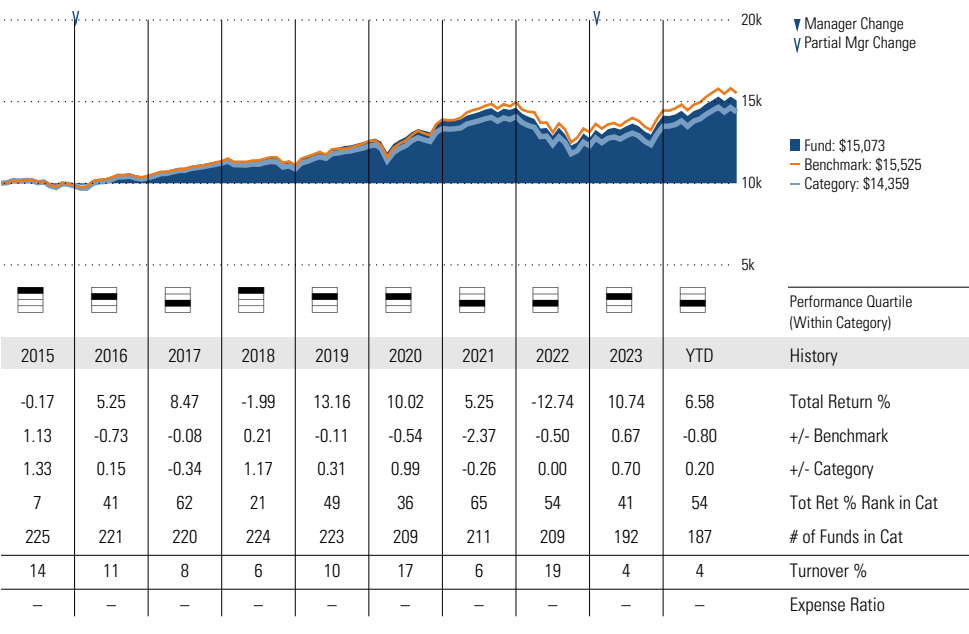
Morningstar Investment Management LLC Analysis

This fund passes all of Morningstar Investment Management's quantitative screens. Morningstar Investment Management has also assessed the fund from a qualitative perspective and, as a fiduciary, is comfortable recommending the fund's use in retirement plans.

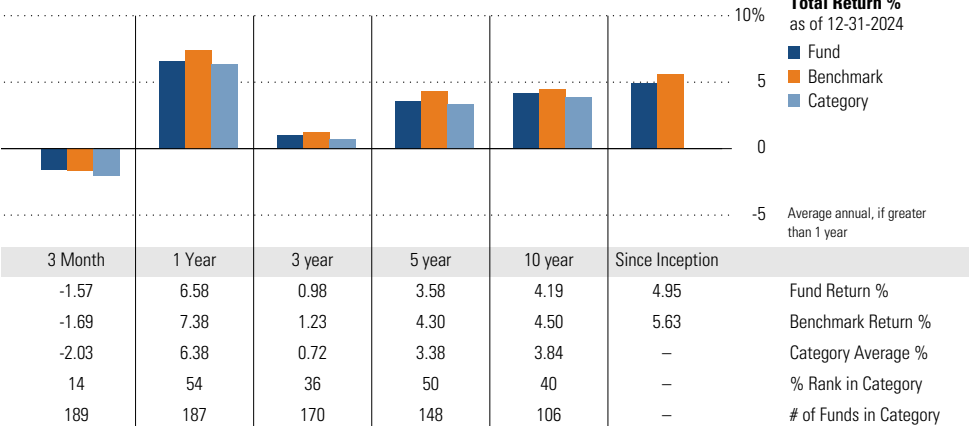
ESG Metrics

Metric	Rating	Updated
Sustainability Rating	4	11-30-2024
ESG Commitment	1-Low	02-15-2022

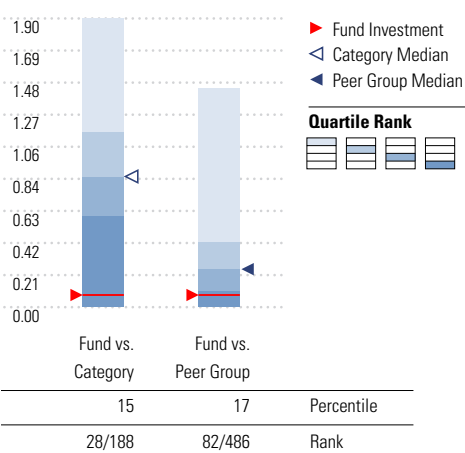
Growth of \$10,000



Trailing Performance



Net Expense



Peer group is a subset of the category and includes funds with the same management style (active vs. passive) and similar share class characteristics.

3-Year Risk Metrics

	Fund	Bmark	Cat
Alpha	-0.19	-	-0.42
Beta	0.94	-	0.98
R-Squared	98.31	-	97.19
Standard Deviation	8.85	9.34	9.30
Sharpe Ratio	-0.33	-0.28	-0.33
Tracking Error	1.28	-	1.75
Information Ratio	-0.19	-	-0.30
Up Capture Ratio	95.00	-	98.01
Down Capture Ratio	96.50	-	101.25

Portfolio Metrics

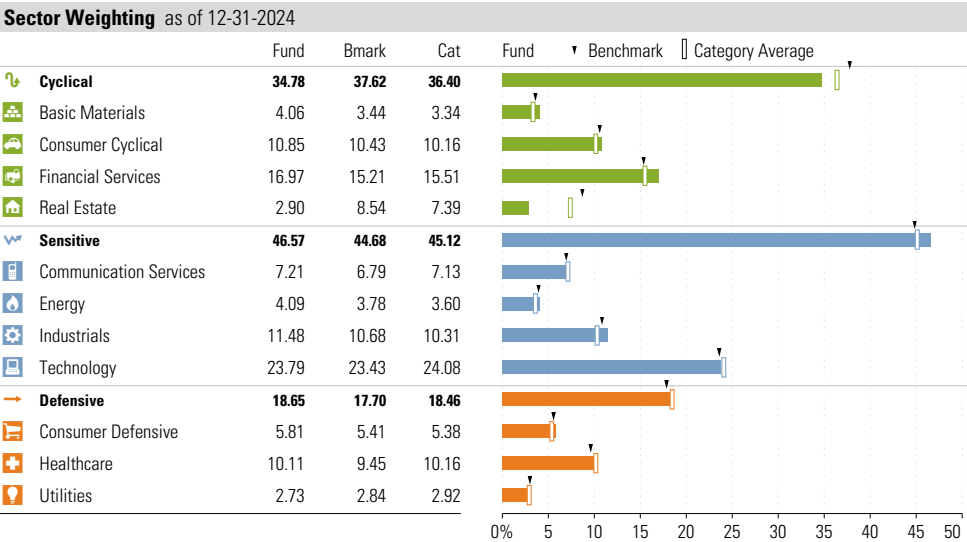
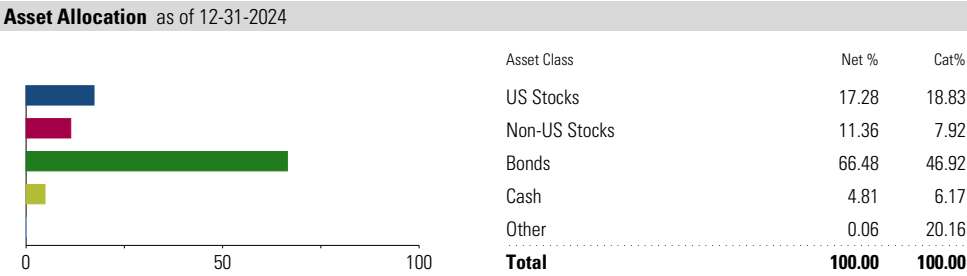
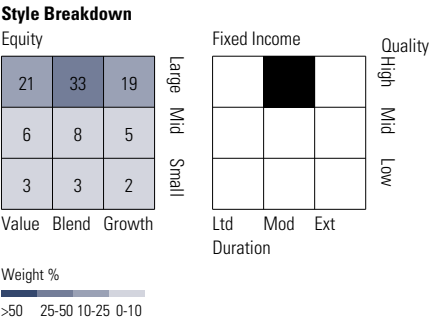
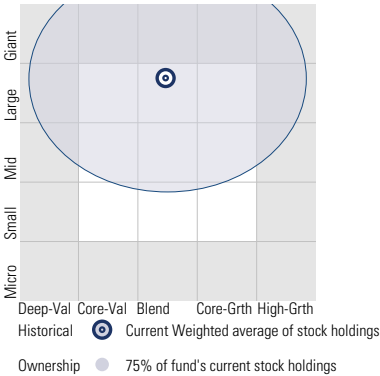
	Fund	Bmark	Cat
Price/Earnings Ratio	20.29	21.83	21.55
Price/Book Ratio	2.62	2.86	2.78
Avg Eff Duration	5.43	-	5.68

Vanguard Target Retirement Income Fund VTINX

Morningstar Category
Target-Date Retirement

Morningstar Index
Morningstar Lifetime Mod Incm TR
USD

Style Analysis as of 12-31-2024
Morningstar Style Box™



Top 7 Holdings as of 12-31-2024						
Name	Maturity Date	% Net Asset	Cumulative %	YTD Return %	Morningstar Sector	
⊕ Vanguard Total Bond Market II Idx Inv	—	37.02	37.02	—	—	
⊖ Vanguard Total Stock Mkt Idx Instl Pls	—	17.36	54.38	—	—	
⊕ Vanguard Shrt-Term Infl-Prot Sec Idx Adm	—	17.14	71.52	—	—	
⊕ Vanguard Total Intl Bd II Idx Instl	—	16.22	87.74	—	—	
⊕ Vanguard Total Intl Stock Index Inv	—	11.62	99.35	—	—	
⊖ Mktliq 12/31/2049	—	0.67	100.02	—	—	
⊕ Us Dollar	—	0.02	100.04	—	—	

Total Holdings 7

⊕ Increase ⊖ Decrease ✖ New to Portfolio