

# American Funds 2010 Trgt Date Retire R6 RFTTX

Morningstar Category  
Target-Date 2000-2010

Morningstar Index  
Morningstar Lifetime Mod 2010 TR USD

## Portfolio Manager(s)

Wesley Phoa since 01-2012  
David Hoag since 01-2020  
Samir Mathur since 01-2020  
Michelle Black since 01-2020  
Shannon Ward since 01-2021  
Jessica Spaly since 01-2023  
Raj Paramaguru since 01-2024  
William Robbins since 01-2024

## Quantitative Screens

✔ **Performance:** The fund has finished in the Target-Date 2000-2010 category's top three quartiles in 9 of the 10 years it's been in existence.

✔ **Management:** The fund's management has been in place for 13.01 years.

✗ **Style:** The fund has landed in its primary style box — Large Blend — 60 % of the time over the past three years.

✔ **Net Expense:** The fund's expense ratio of 0.29 is 44.23% lower than the Target-Date 2000-2010 category average.

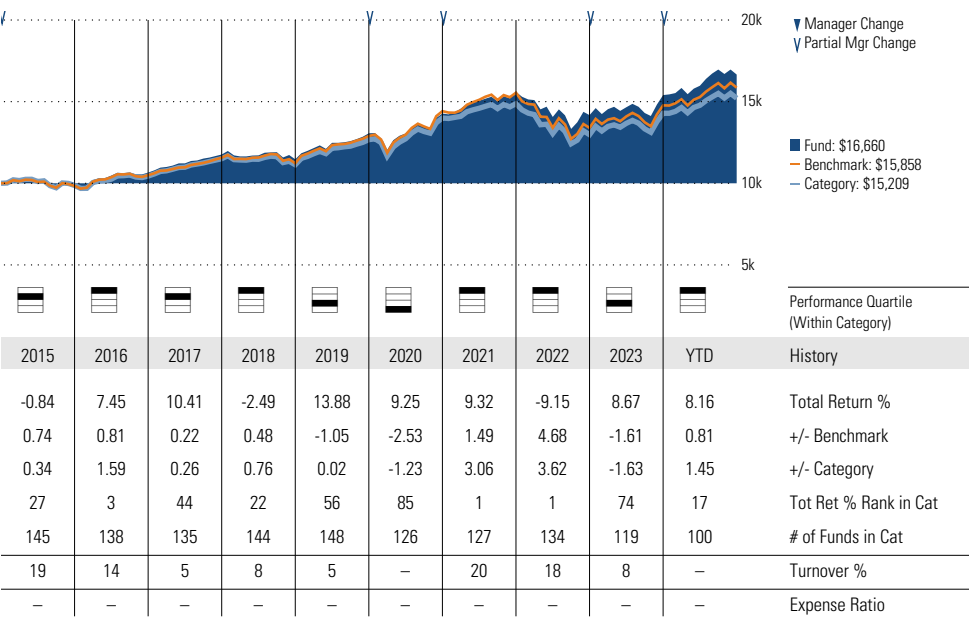
## Morningstar Investment Management LLC Analysis

This fund fails our current style screen. Because this is a target-date fund, this screen failure does not concern us and we are still comfortable using this fund.

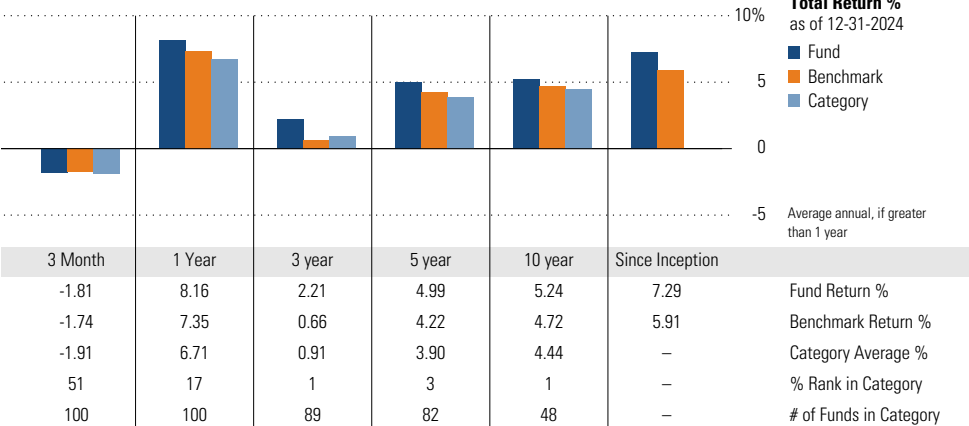
## ESG Metrics

Metric	Rating	Updated
Sustainability Rating	3	11-30-2024

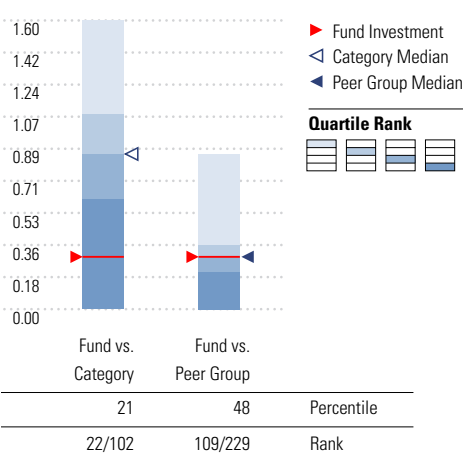
## Growth of \$10,000



## Trailing Performance



## Net Expense



Peer group is a subset of the category and includes funds with the same management style (active vs. passive) and similar share class characteristics.

## 3-Year Risk Metrics

	Fund	Bmark	Cat
Alpha	1.57	—	0.24
Beta	0.89	—	0.92
R-Squared	97.04	—	98.05
Standard Deviation	9.04	9.96	9.28
Sharpe Ratio	-0.18	-0.31	-0.32
Tracking Error	1.88	—	1.51
Information Ratio	0.83	—	0.24
Up Capture Ratio	95.17	—	93.55
Down Capture Ratio	84.27	—	91.87

## Portfolio Metrics

	Fund	Bmark	Cat
Price/Earnings Ratio	21.00	21.79	21.45
Price/Book Ratio	3.05	2.85	2.94
Avg Eff Duration	5.13	—	5.56

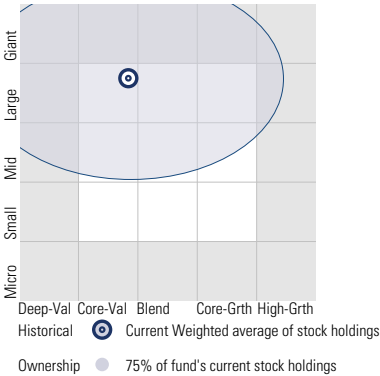
# American Funds 2010 Trgt Date Retire R6 RFTTX

Morningstar Category  
Target-Date 2000-2010

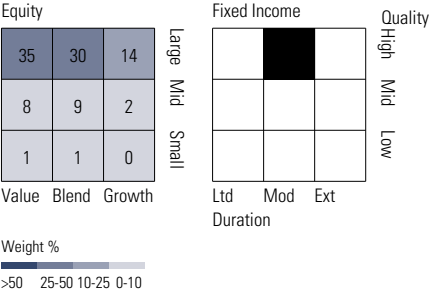
Morningstar Index  
Morningstar Lifetime Mod 2010 TR USD

## Style Analysis as of 12-31-2024

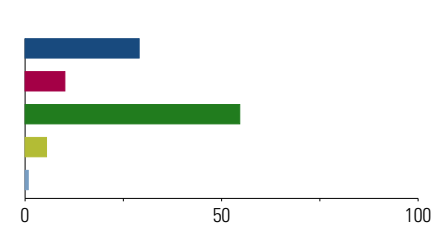
Morningstar Style Box™



## Style Breakdown

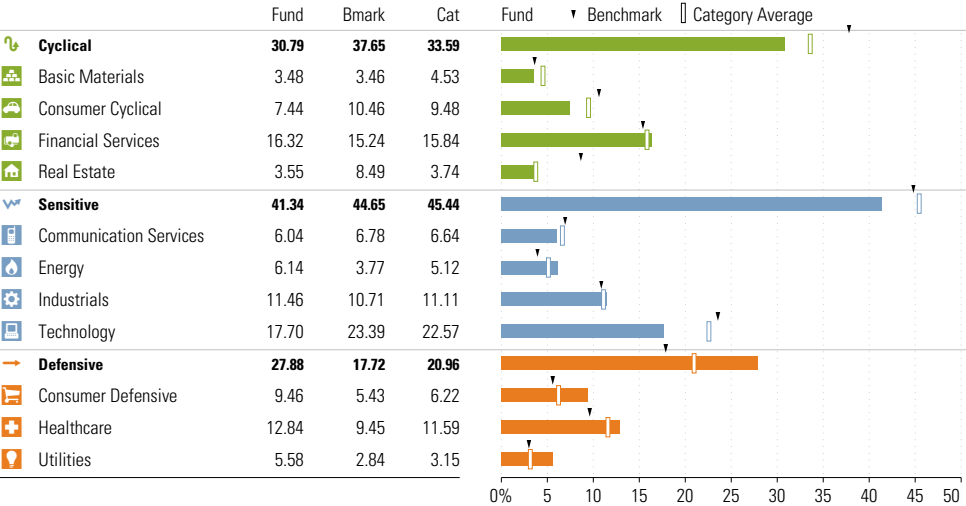


## Asset Allocation as of 12-31-2024



Asset Class	Net %	Cat%
US Stocks	29.02	24.38
Non-US Stocks	10.12	11.29
Bonds	54.62	54.97
Cash	5.45	5.34
Other	0.80	4.02
<b>Total</b>	<b>100.00</b>	<b>100.00</b>

## Sector Weighting as of 12-31-2024



## Top 10 Holdings as of 12-31-2024

Name	Maturity Date	% Net Asset	Cumulative %	YTD Return %	Morningstar Sector
⊕ American Funds Income Fund of Amer R6	—	17.97	17.97	—	—
⊖ American Funds Interim Bd Fd of Amer R6	—	11.03	29.01	—	—
⊕ American Funds Bond Fund of Amer R6	—	10.03	39.04	—	—
⊖ American Funds ST Bd Fd of Amer R6	—	8.03	47.08	—	—
⊕ American Funds Mortgage R6	—	7.03	54.11	—	—
⊖ American Funds Inflation Linked Bd R6	—	7.03	61.15	—	—
⊕ American Funds Capital Income Bldr R6	—	7.02	68.17	—	—
⊖ American Funds American Balanced R6	—	6.97	75.13	—	—
⊖ American Funds American Mutual R6	—	4.92	80.05	—	—
⊕ American Funds Strategic Bond R-6	—	4.02	84.07	—	—

## Total Holdings 19

⊕ Increase ⊖ Decrease ✱ New to Portfolio

American Funds 2015 Trgt Date Retire R6 RFJTX

Morningstar Category  
Target-Date 2015

Morningstar Index  
Morningstar Lifetime Mod 2015 TR USD

Portfolio Manager(s)

Wesley Phoa since 01-2012  
Michelle Black since 01-2020  
David Hoag since 01-2020  
Samir Mathur since 01-2020  
Shannon Ward since 01-2021  
Jessica Spaly since 01-2023  
Raj Paramaguru since 01-2024  
William Robbins since 01-2024

Quantitative Screens

- ✔ **Performance:** The fund has finished in the Target-Date 2015 category's top three quartiles in 8 of the 10 years it's been in existence.
- ✔ **Management:** The fund's management has been in place for 13.01 years.
- ✔ **Style:** The fund has landed in its primary style box — Large Blend — 90 % of the time over the past three years.
- ✔ **Net Expense:** The fund's expense ratio of 0.3 is 45.45% lower than the Target-Date 2015 category average.

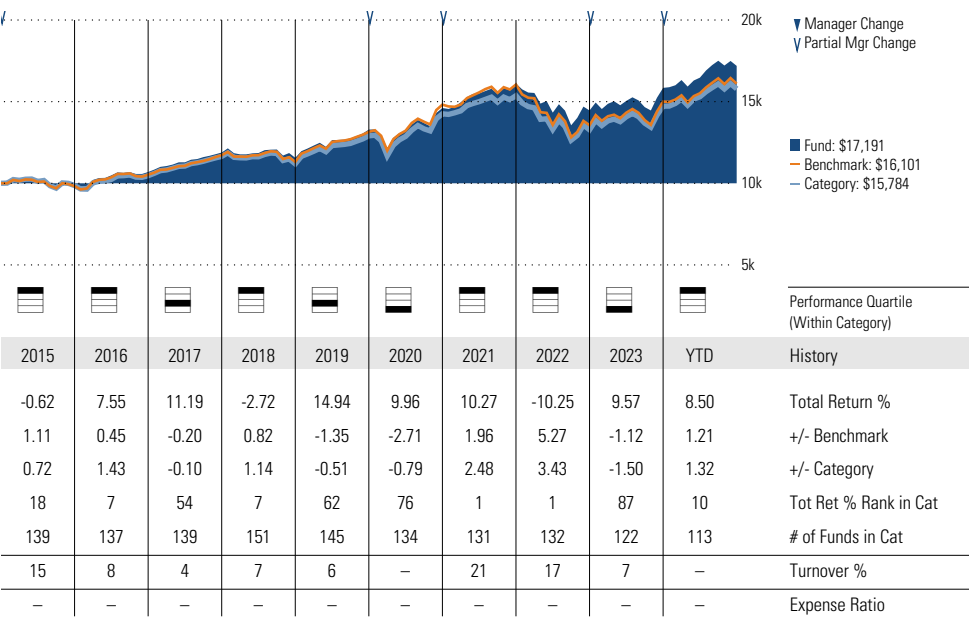
Morningstar Investment Management LLC Analysis

This fund passes all of Morningstar Investment Management's quantitative screens. Morningstar Investment Management has also assessed the fund from a qualitative perspective and, as a fiduciary, is comfortable recommending the fund's use in retirement plans.

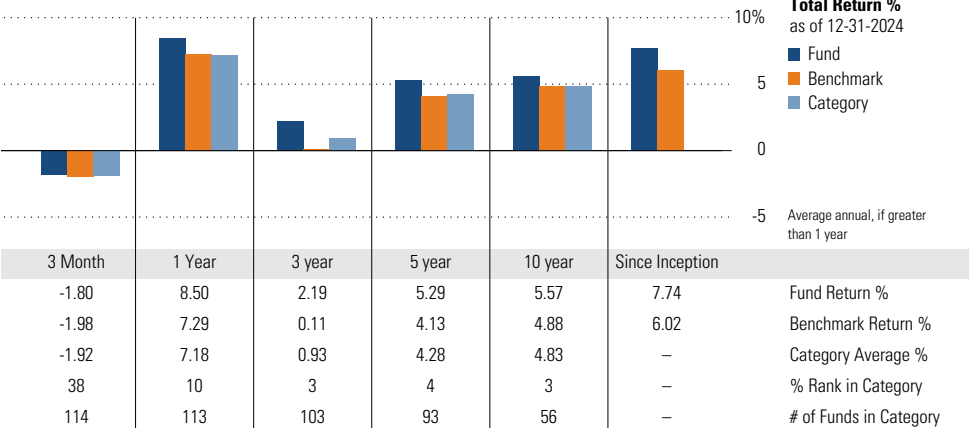
ESG Metrics

Metric	Rating	Updated
Sustainability Rating	3	11-30-2024

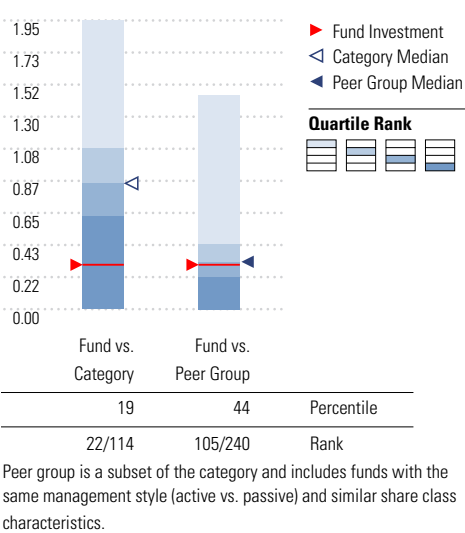
Growth of \$10,000



Trailing Performance



Net Expense



3-Year Risk Metrics

	Fund	Bmark	Cat
Alpha	2.02	—	0.76
Beta	0.87	—	0.91
R-Squared	97.44	—	98.49
Standard Deviation	9.61	10.97	10.03
Sharpe Ratio	-0.17	-0.32	-0.28
Tracking Error	2.13	—	1.62
Information Ratio	0.98	—	0.52
Up Capture Ratio	93.12	—	93.74
Down Capture Ratio	80.31	—	88.88

Portfolio Metrics

	Fund	Bmark	Cat
Price/Earnings Ratio	21.49	21.61	21.42
Price/Book Ratio	3.16	2.81	2.92
Avg Eff Duration	5.23	—	5.23

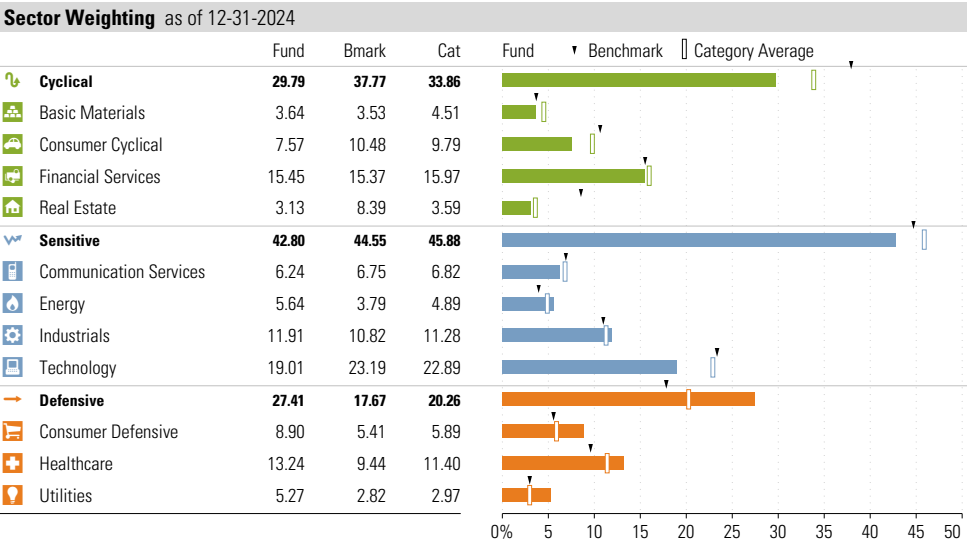
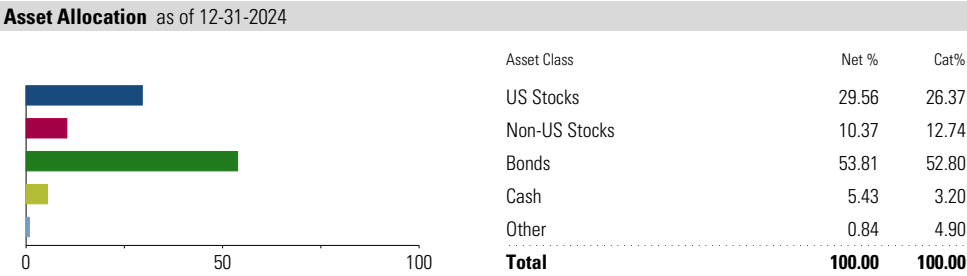
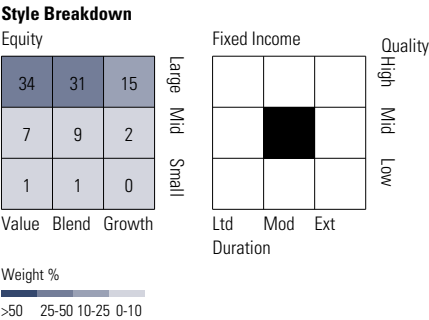
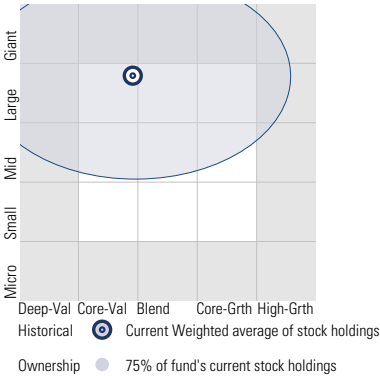
# American Funds 2015 Trgt Date Retire R6    RFJTX

Morningstar Category  
Target-Date 2015

Morningstar Index  
Morningstar Lifetime Mod 2015 TR  
USD

## Style Analysis as of 12-31-2024

Morningstar Style Box™



Top 10 Holdings as of 12-31-2024						
Name	Maturity Date	% Net Asset	Cumulative %	YTD Return %	Morningstar Sector	
⊕ American Funds Income Fund of Amer R6	—	12.96	12.96	—	—	
⊕ American Funds Bond Fund of Amer R6	—	9.07	22.03	—	—	
⊕ American Funds Interim Bd Fd of Amer R6	—	9.06	31.10	—	—	
⊕ American Funds Inflation Linked Bd R6	—	8.07	39.17	—	—	
⊖ American Funds American Balanced R6	—	6.96	46.12	—	—	
⊕ American Funds Mortgage R6	—	6.07	52.19	—	—	
⊕ American Funds Capital Income Bldr R6	—	6.00	58.19	—	—	
⊕ American Funds American Mutual R6	—	5.94	64.14	—	—	
⊕ American Funds Capital World Gr&Inc R6	—	4.95	69.08	—	—	
⊕ American Funds ST Bd Fd of Amer R6	—	4.88	73.96	—	—	

## Total Holdings 20

⊕ Increase ⊖ Decrease ✱ New to Portfolio

American Funds 2020 Trgt Date Retire R6 RRCTX

Morningstar Category  
Target-Date 2020

Morningstar Index  
Morningstar Lifetime Mod 2020 TR USD

Portfolio Manager(s)

Wesley Phoa since 01-2012  
Samir Mathur since 01-2020  
David Hoag since 01-2020  
Michelle Black since 01-2020  
Shannon Ward since 01-2021  
Jessica Spaly since 01-2023  
Raj Paramaguru since 01-2024  
William Robbins since 01-2024

Quantitative Screens

- ✔ **Performance:** The fund has finished in the Target-Date 2020 category's top three quartiles in 9 of the 10 years it's been in existence.
- ✔ **Management:** The fund's management has been in place for 13.01 years.
- ✔ **Style:** The fund has landed in its primary style box — Large Blend — 100 % of the time over the past three years.
- ✔ **Net Expense:** The fund's expense ratio of 0.3 is 43.4% lower than the Target-Date 2020 category average.

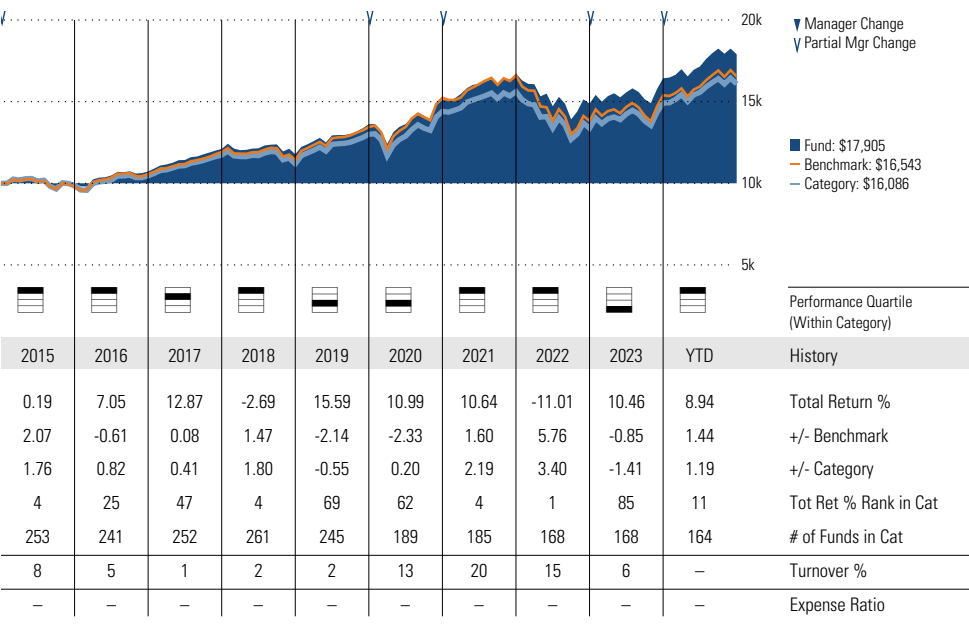
Morningstar Investment Management LLC Analysis

This fund passes all of Morningstar Investment Management's quantitative screens. Morningstar Investment Management has also assessed the fund from a qualitative perspective and, as a fiduciary, is comfortable recommending the fund's use in retirement plans.

ESG Metrics

Metric	Rating	Updated
Sustainability Rating	3	11-30-2024

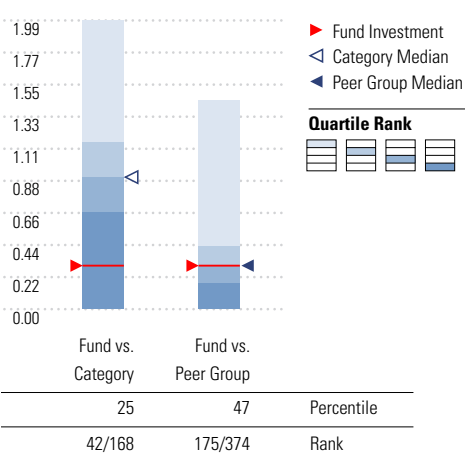
Growth of \$10,000



Trailing Performance



Net Expense



Peer group is a subset of the category and includes funds with the same management style (active vs. passive) and similar share class characteristics.

3-Year Risk Metrics

	Fund	Bmark	Cat
Alpha	2.32	—	1.10
Beta	0.84	—	0.89
R-Squared	97.84	—	98.62
Standard Deviation	10.15	11.92	10.67
Sharpe Ratio	-0.14	-0.31	-0.25
Tracking Error	2.40	—	1.91
Information Ratio	1.02	—	0.63
Up Capture Ratio	91.49	—	92.93
Down Capture Ratio	77.88	—	86.43

Portfolio Metrics

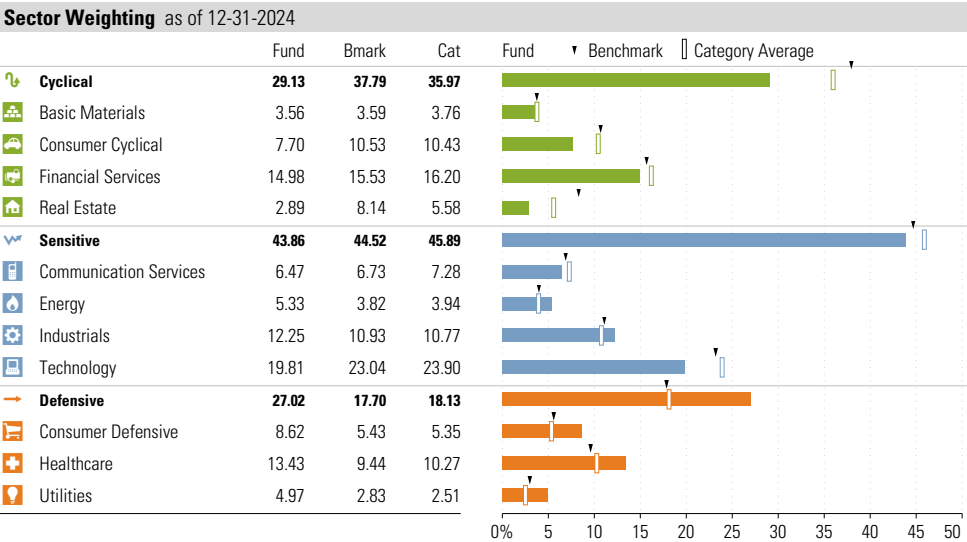
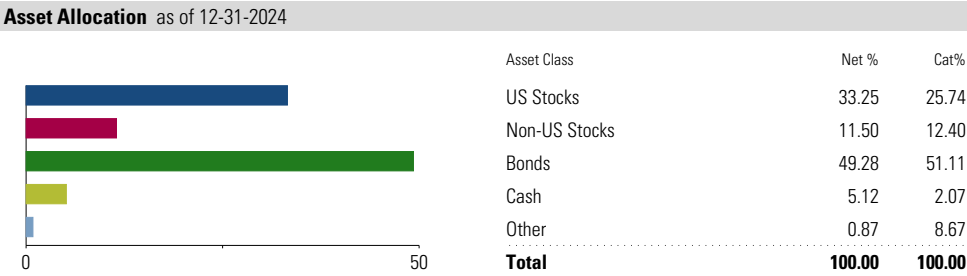
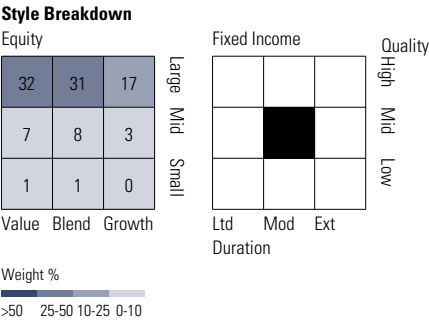
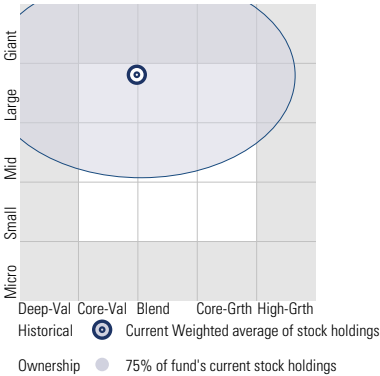
	Fund	Bmark	Cat
Price/Earnings Ratio	21.97	21.41	21.56
Price/Book Ratio	3.28	2.77	2.87
Avg Eff Duration	5.64	—	4.83

# American Funds 2020 Trgt Date Retire R6 RRCTX

Morningstar Category  
Target-Date 2020

Morningstar Index  
Morningstar Lifetime Mod 2020 TR  
USD

Style Analysis as of 12-31-2024  
Morningstar Style Box™



Top 10 Holdings as of 12-31-2024						
Name	Maturity Date	% Net Asset	Cumulative %	YTD Return %	Morningstar Sector	
⊕ American Funds Income Fund of Amer R6	—	11.98	11.98	—	—	
⊕ American Funds Bond Fund of Amer R6	—	8.03	20.00	—	—	
⊕ American Funds Inflation Linked Bd R6	—	8.03	28.03	—	—	
⊕ American Funds American Balanced R6	—	7.99	36.03	—	—	
⊖ American Funds Interim Bd Fd of Amer R6	—	6.03	42.06	—	—	
⊕ American Funds Mortgage R6	—	6.03	48.09	—	—	
⊕ American Funds Capital Income Bldr R6	—	6.02	54.11	—	—	
⊕ American Funds American Mutual R6	—	5.92	60.02	—	—	
⊕ American Funds US Government Sec R6	—	5.03	65.05	—	—	
⊕ American Funds Capital World Gr&Inc R6	—	4.98	70.03	—	—	

Total Holdings 22

⊕ Increase ⊖ Decrease ✱ New to Portfolio

American Funds 2025 Trgt Date Retire R6 RFDTX

Morningstar Category  
Target-Date 2025

Morningstar Index  
Morningstar Lifetime Mod 2025 TR  
USD

Portfolio Manager(s)

Wesley Phoa since 01-2012  
Michelle Black since 01-2020  
David Hoag since 01-2020  
Samir Mathur since 01-2020  
Shannon Ward since 01-2021  
Jessica Spaly since 01-2023  
Raj Paramaguru since 01-2024  
William Robbins since 01-2024

Quantitative Screens

- Performance:** The fund has finished in the Target-Date 2025 category's top three quartiles in 10 of the 10 years it's been in existence.
- Management:** The fund's management has been in place for 13.01 years.
- Style:** The fund has landed in its primary style box — Large Blend — 100 % of the time over the past three years.
- Net Expense:** The fund's expense ratio of 0.31 is 45.61% lower than the Target-Date 2025 category average.

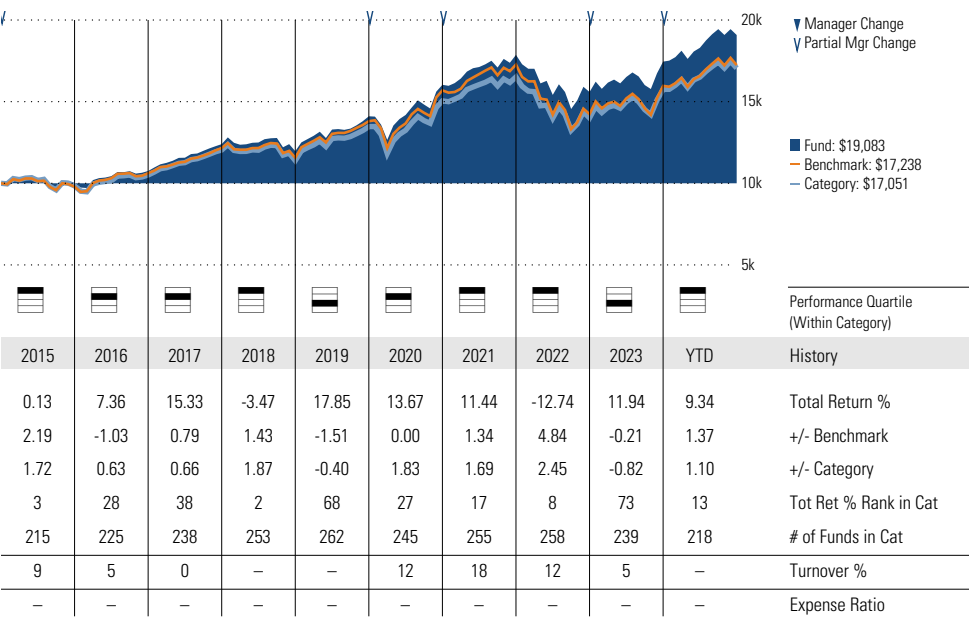
Morningstar Investment Management LLC Analysis

This fund passes all of Morningstar Investment Management's quantitative screens. Morningstar Investment Management has also assessed the fund from a qualitative perspective and, as a fiduciary, is comfortable recommending the fund's use in retirement plans.

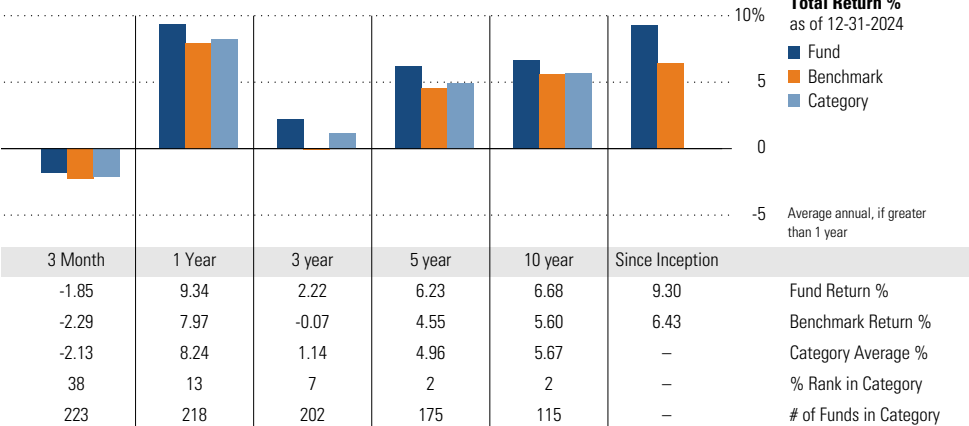
ESG Metrics

Metric	Rating	Updated
Sustainability Rating	3	11-30-2024
Carbon Risk Score	Low Risk	06-30-2022

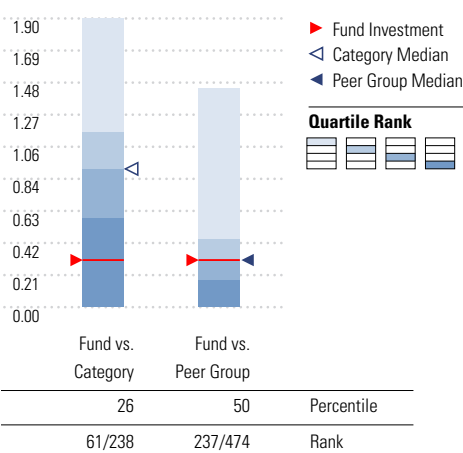
Growth of \$10,000



Trailing Performance



Net Expense



Peer group is a subset of the category and includes funds with the same management style (active vs. passive) and similar share class characteristics.

3-Year Risk Metrics

	Fund	Bmark	Cat
Alpha	2.15	-	1.21
Beta	0.84	-	0.87
R-Squared	98.43	-	98.20
Standard Deviation	10.85	12.81	11.20
Sharpe Ratio	-0.13	-0.27	-0.21
Tracking Error	2.46	-	2.29
Information Ratio	0.93	-	0.63
Up Capture Ratio	89.96	-	90.35
Down Capture Ratio	78.19	-	83.70

Portfolio Metrics

	Fund	Bmark	Cat
Price/Earnings Ratio	22.39	21.21	21.70
Price/Book Ratio	3.37	2.74	2.89
Avg Eff Duration	5.65	-	4.84

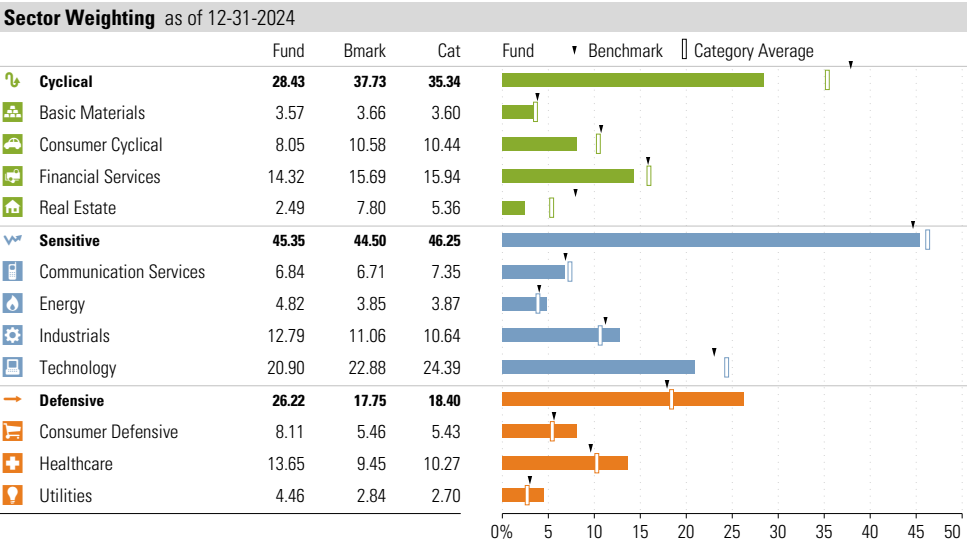
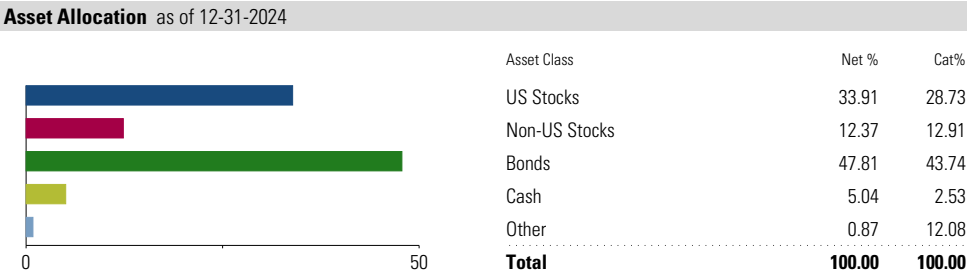
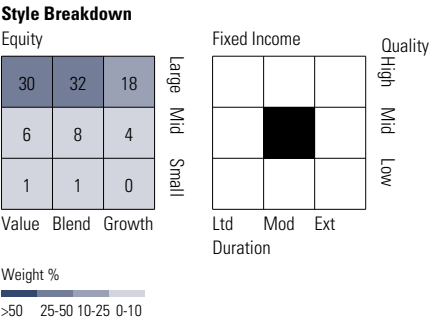
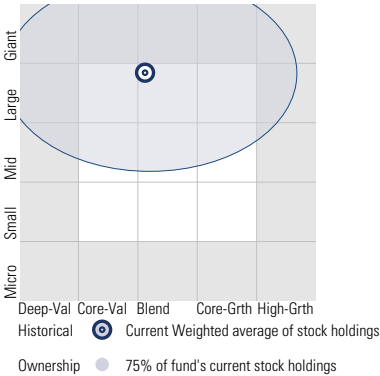
# American Funds 2025 Trgt Date Retire R6 RFDTX

Morningstar Category  
Target-Date 2025

Morningstar Index  
Morningstar Lifetime Mod 2025 TR  
USD

## Style Analysis as of 12-31-2024

Morningstar Style Box™



Top 10 Holdings as of 12-31-2024						
Name	Maturity Date	% Net Asset	Cumulative %	YTD Return %	Morningstar Sector	
⊕ American Funds Income Fund of Amer R6	—	8.05	8.05	—	—	
⊕ American Funds American Balanced R6	—	8.05	16.10	—	—	
⊕ American Funds Bond Fund of Amer R6	—	7.98	24.09	—	—	
⊕ American Funds Inflation Linked Bd R6	—	7.95	32.04	—	—	
⊕ American Funds Capital World Gr&Inc R6	—	6.00	38.05	—	—	
⊕ American Funds Interm Bd Fd of Amer R6	—	6.00	44.05	—	—	
⊕ American Funds Mortgage R6	—	5.96	50.01	—	—	
⊕ American Funds American Mutual R6	—	5.91	55.92	—	—	
⊕ American Funds Capital Income Bldr R6	—	5.05	60.97	—	—	
⊖ American Funds Washington Mutual R6	—	5.01	65.98	—	—	

## Total Holdings 25

⊕ Increase ⊖ Decrease ✱ New to Portfolio



# American Funds 2030 Trgt Date Retire R6 RFETX

Morningstar Category  
Target-Date 2030

Morningstar Index  
Morningstar Lifetime Mod 2030 TR USD

Portfolio Manager(s)

Wesley Phoa since 01-2012  
Samir Mathur since 01-2020  
David Hoag since 01-2020  
Michelle Black since 01-2020  
Shannon Ward since 01-2021  
Jessica Spaly since 01-2023  
Raj Paramaguru since 01-2024  
William Robbins since 01-2024

Quantitative Screens

- Performance:** The fund has finished in the Target-Date 2030 category's top three quartiles in 10 of the 10 years it's been in existence.
- Management:** The fund's management has been in place for 13.01 years.
- Style:** The fund has landed in its primary style box — Large Blend — 100 % of the time over the past three years.
- Net Expense:** The fund's expense ratio of 0.33 is 43.1% lower than the Target-Date 2030 category average.

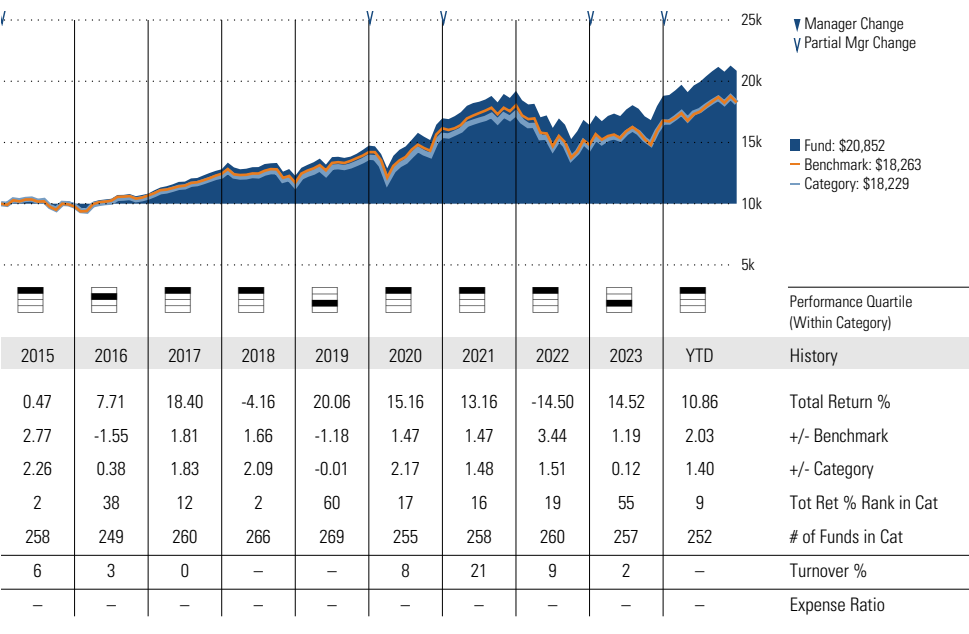
Morningstar Investment Management LLC Analysis

This fund passes all of Morningstar Investment Management's quantitative screens. Morningstar Investment Management has also assessed the fund from a qualitative perspective and, as a fiduciary, is comfortable recommending the fund's use in retirement plans.

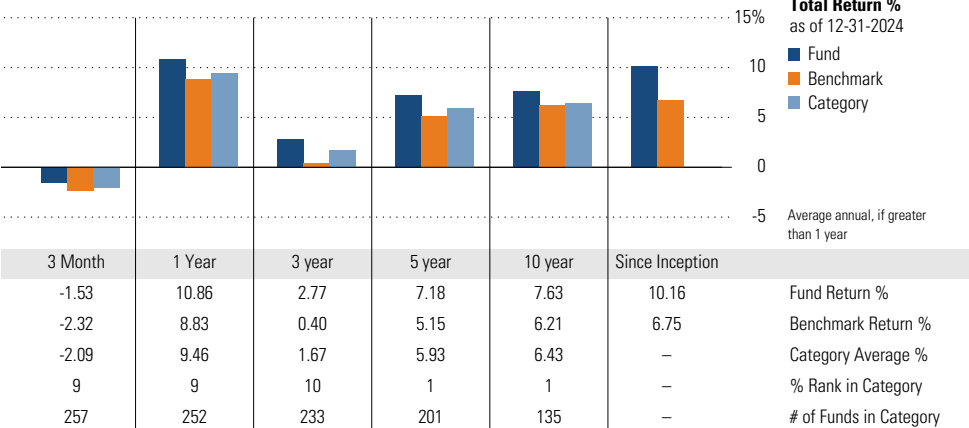
ESG Metrics

Metric	Rating	Updated
Sustainability Rating	3	11-30-2024
Carbon Risk Score	Low Risk	12-31-2022

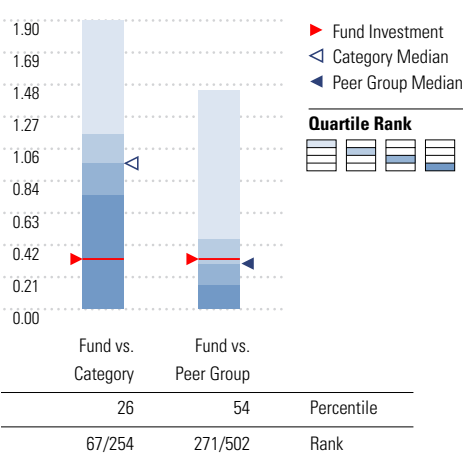
Growth of \$10,000



Trailing Performance



Net Expense



Peer group is a subset of the category and includes funds with the same management style (active vs. passive) and similar share class characteristics.

3-Year Risk Metrics

	Fund	Bmark	Cat
Alpha	2.29	-	1.30
Beta	0.87	-	0.90
R-Squared	98.81	-	98.48
Standard Deviation	12.05	13.70	12.45
Sharpe Ratio	-0.06	-0.21	-0.14
Tracking Error	2.17	-	2.05
Information Ratio	1.09	-	0.71
Up Capture Ratio	93.30	-	93.95
Down Capture Ratio	81.66	-	87.36

Portfolio Metrics

	Fund	Bmark	Cat
Price/Earnings Ratio	23.33	21.01	21.75
Price/Book Ratio	3.61	2.70	2.98
Avg Eff Duration	5.86	-	5.41

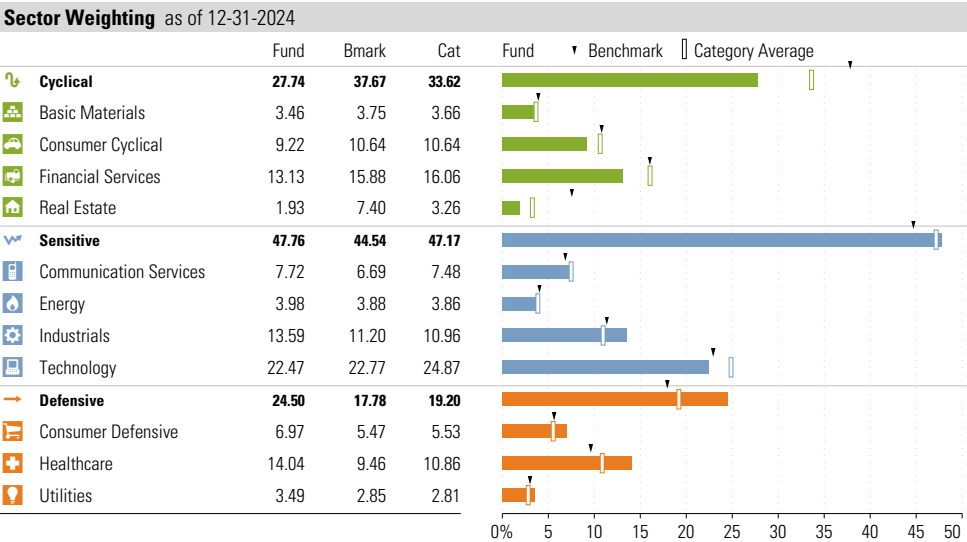
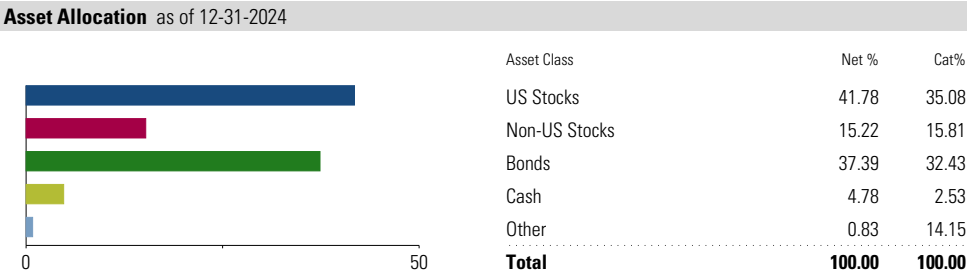
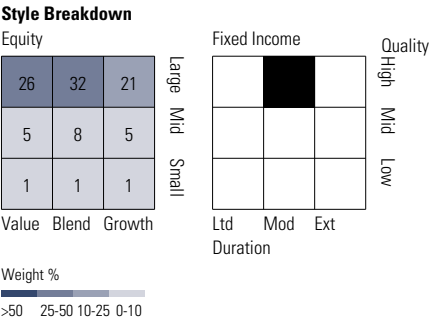
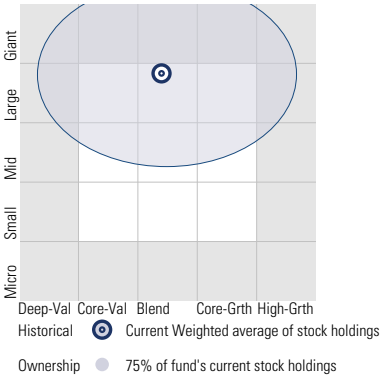
# American Funds 2030 Trgt Date Retire R6 RFETX

Morningstar Category  
Target-Date 2030

Morningstar Index  
Morningstar Lifetime Mod 2030 TR USD

## Style Analysis as of 12-31-2024

Morningstar Style Box™



### Top 10 Holdings as of 12-31-2024

Name	Maturity Date	% Net Asset	Cumulative %	YTD Return %	Morningstar Sector
⊕ American Funds American Balanced R6	—	8.21	8.21	—	—
⊕ American Funds Capital World Gr&Inc R6	—	7.02	15.23	—	—
⊕ American Funds American Mutual R6	—	7.00	22.23	—	—
⊕ American Funds Bond Fund of Amer R6	—	6.92	29.14	—	—
⊕ American Funds AMCAP R6	—	6.06	35.20	—	—
⊕ American Funds Inflation Linked Bd R6	—	5.88	41.09	—	—
⊕ American Funds Washington Mutual R6	—	5.15	46.23	—	—
⊕ American Funds US Government Sec R6	—	4.90	51.13	—	—
⊕ American Funds Interim Bd Fd of Amer R6	—	4.90	56.03	—	—
⊕ American Funds Mortgage R6	—	4.90	60.93	—	—

**Total Holdings 24**

⊕ Increase ⊖ Decrease ✱ New to Portfolio

American Funds 2035 Trgt Date Retire R6 RFFTX

Morningstar Category  
Target-Date 2035

Morningstar Index  
Morningstar Lifetime Mod 2035 TR USD

Portfolio Manager(s)

Wesley Phoa since 01-2012  
Michelle Black since 01-2020  
David Hoag since 01-2020  
Samir Mathur since 01-2020  
Shannon Ward since 01-2021  
Jessica Spaly since 01-2023  
Raj Paramaguru since 01-2024  
William Robbins since 01-2024

Quantitative Screens

- Performance: The fund has finished in the Target-Date 2035 category's top three quartiles in 10 of the 10 years it's been in existence.
- Management: The fund's management has been in place for 13.01 years.
- Style: The fund has landed in its primary style box — Large Blend — 80 % of the time over the past three years.
- Net Expense: The fund's expense ratio of 0.34 is 41.38% lower than the Target-Date 2035 category average.

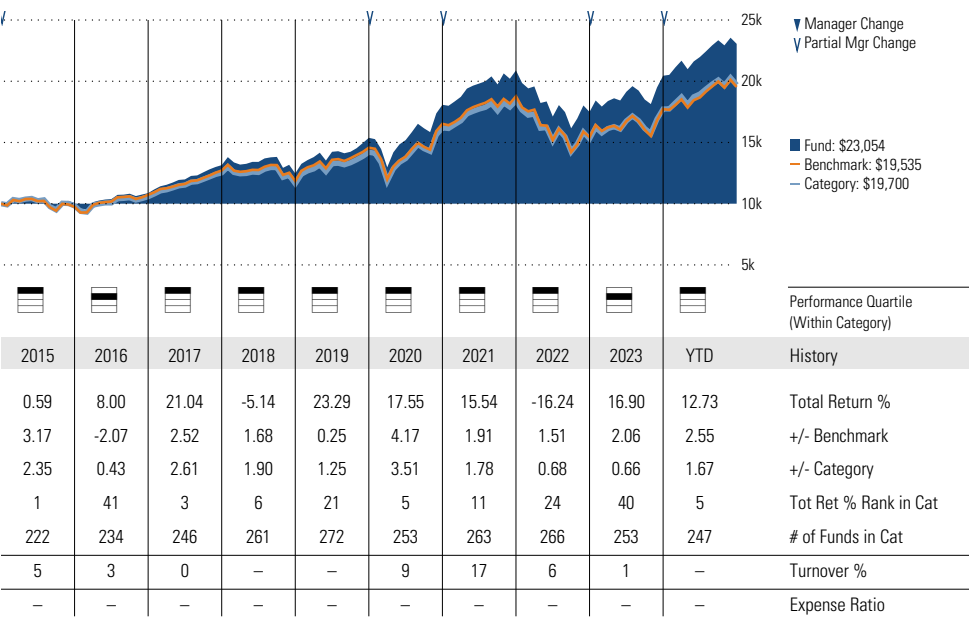
Morningstar Investment Management LLC Analysis

This fund passes all of Morningstar Investment Management's quantitative screens. Morningstar Investment Management has also assessed the fund from a qualitative perspective and, as a fiduciary, is comfortable recommending the fund's use in retirement plans.

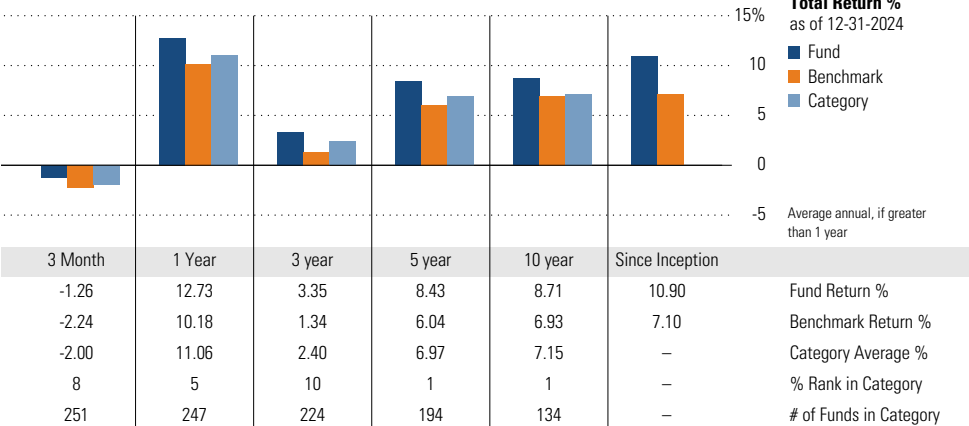
ESG Metrics

Metric	Rating	Updated
Sustainability Rating	3	11-30-2024
Carbon Risk Score	Low Risk	12-31-2022

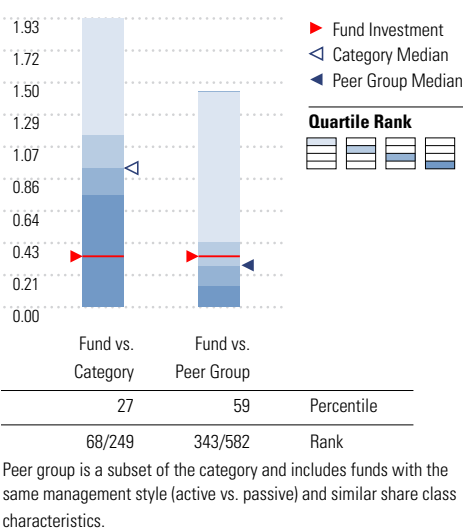
Growth of \$10,000



Trailing Performance



Net Expense



3-Year Risk Metrics

	Fund	Bmark	Cat
Alpha	2.02	-	1.19
Beta	0.91	-	0.94
R-Squared	98.63	-	98.44
Standard Deviation	13.37	14.58	13.75
Sharpe Ratio	0.00	-0.13	-0.06
Tracking Error	2.04	-	1.95
Information Ratio	0.99	-	0.61
Up Capture Ratio	95.84	-	96.74
Down Capture Ratio	86.31	-	91.15

Portfolio Metrics

	Fund	Bmark	Cat
Price/Earnings Ratio	23.59	20.81	21.64
Price/Book Ratio	3.67	2.67	2.95
Avg Eff Duration	5.93	-	6.30

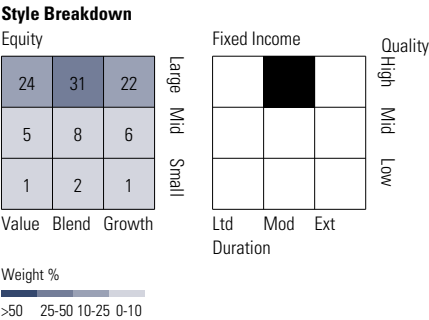
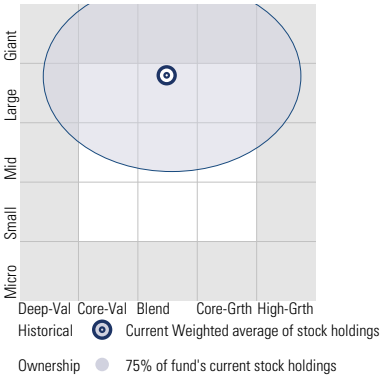
# American Funds 2035 Trgt Date Retire R6 RFFTX

Morningstar Category  
Target-Date 2035

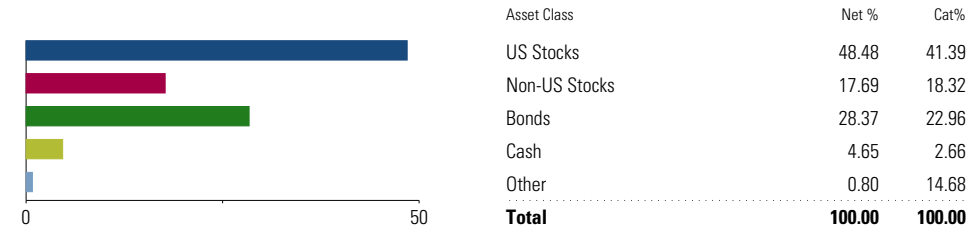
Morningstar Index  
Morningstar Lifetime Mod 2035 TR  
USD

## Style Analysis as of 12-31-2024

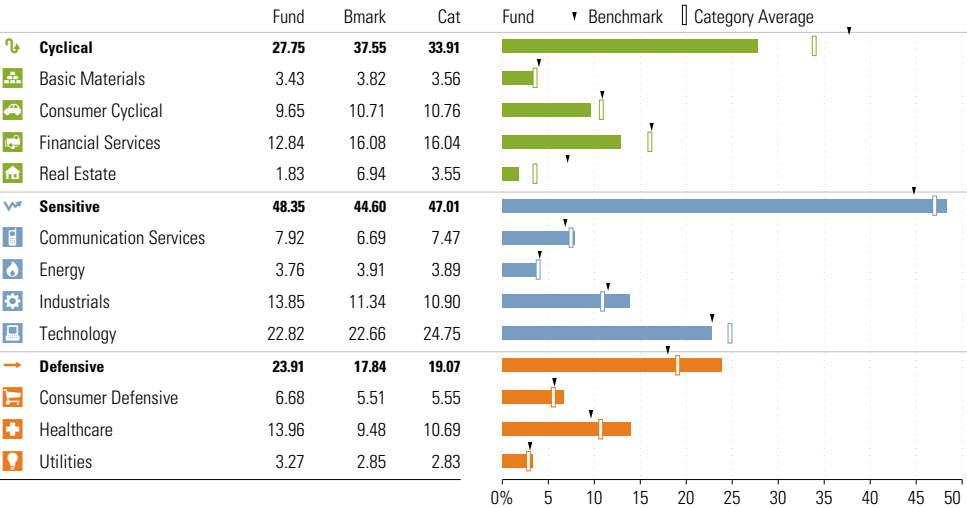
Morningstar Style Box™



## Asset Allocation as of 12-31-2024



## Sector Weighting as of 12-31-2024



## Top 10 Holdings as of 12-31-2024

Name	Maturity Date	% Net Asset	Cumulative %	YTD Return %	Morningstar Sector
⊕ American Funds American Balanced R6	—	8.05	8.05	—	—
⊕ American Funds American Mutual R6	—	6.97	15.02	—	—
⊕ American Funds Capital World Gr&Inc R6	—	6.95	21.98	—	—
⊕ American Funds Fundamental Invs R6	—	6.22	28.19	—	—
⊕ American Funds AMCAP R6	—	6.11	34.30	—	—
⊕ American Funds Growth Fund of Amer R6	—	6.11	40.42	—	—
⊕ American Funds Washington Mutual R6	—	5.15	45.56	—	—
⊕ American Funds Mortgage R6	—	5.00	50.56	—	—
⊕ American Funds US Government Sec R6	—	5.00	55.56	—	—
⊕ American Funds Inflation Linked Bd R6	—	4.98	60.54	—	—

Total Holdings 25

⊕ Increase ⊖ Decrease ✱ New to Portfolio

# American Funds 2040 Trgt Date Retire R6 RFGTX

Morningstar Category  
Target-Date 2040

Morningstar Index  
Morningstar Lifetime Mod 2040 TR USD

Portfolio Manager(s)

Wesley Phoa since 01-2012  
Michelle Black since 01-2020  
Samir Mathur since 01-2020  
David Hoag since 01-2020  
Shannon Ward since 01-2021  
Jessica Spaly since 01-2023  
William Robbins since 01-2024  
Raj Paramaguru since 01-2024

Quantitative Screens

- ✔ **Performance:** The fund has finished in the Target-Date 2040 category's top three quartiles in 10 of the 10 years it's been in existence.
- ✔ **Management:** The fund's management has been in place for 13.01 years.
- ✗ **Style:** The fund has landed in its primary style box — Large Blend — 60 % of the time over the past three years.
- ✔ **Net Expense:** The fund's expense ratio of 0.36 is 38.98% lower than the Target-Date 2040 category average.

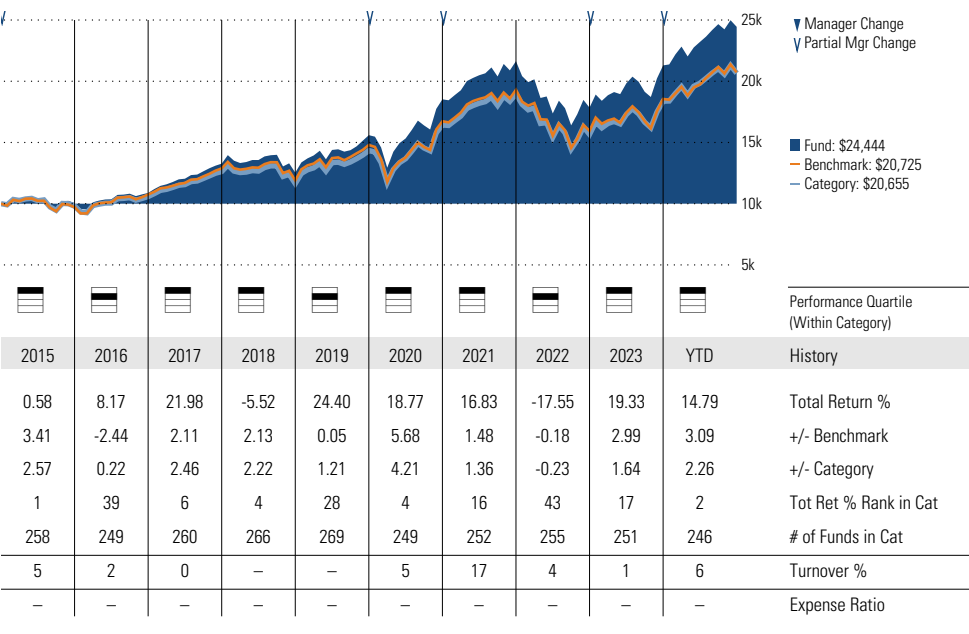
Morningstar Investment Management LLC Analysis

This fund fails our current style screen. Because this is a target-date fund, this screen failure does not concern us and we are still comfortable using this fund.

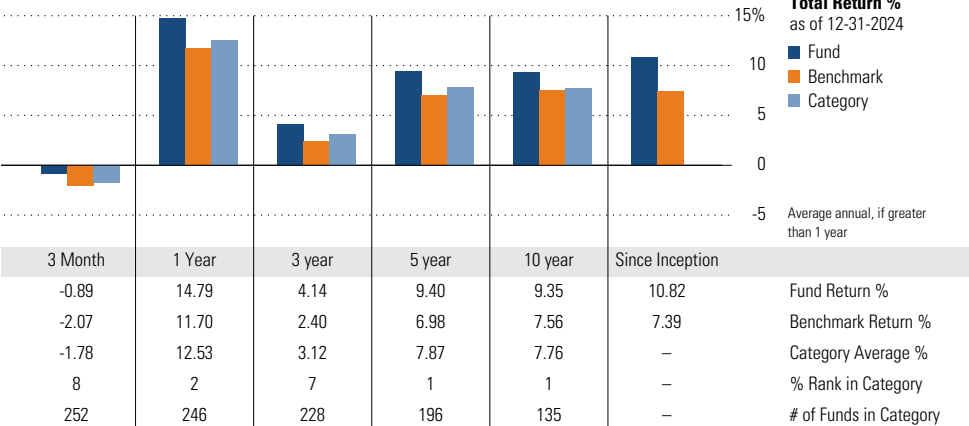
ESG Metrics

Metric	Rating	Updated
Sustainability Rating	3	11-30-2024
Carbon Risk Score	Low Risk	12-31-2022

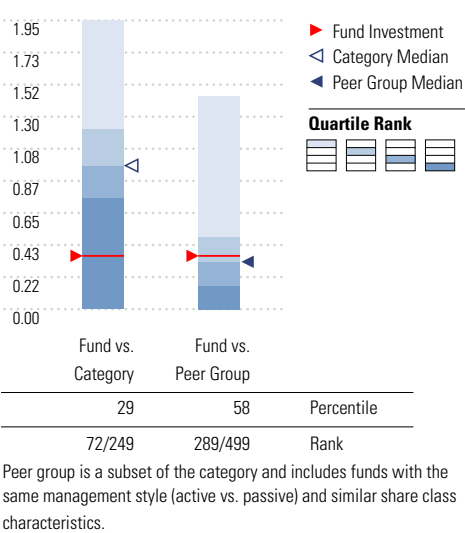
Growth of \$10,000



Trailing Performance



Net Expense



3-Year Risk Metrics

	Fund	Bmark	Cat
Alpha	1.78	—	0.85
Beta	0.94	—	0.96
R-Squared	98.30	—	98.39
Standard Deviation	14.61	15.35	14.78
Sharpe Ratio	0.06	-0.04	0.00
Tracking Error	2.09	—	2.05
Information Ratio	0.83	—	0.40
Up Capture Ratio	98.28	—	97.62
Down Capture Ratio	90.36	—	93.86

Portfolio Metrics

	Fund	Bmark	Cat
Price/Earnings Ratio	23.91	20.61	21.47
Price/Book Ratio	3.75	2.64	2.91
Avg Eff Duration	6.02	—	7.01

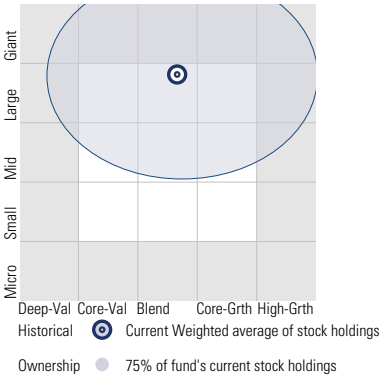
# American Funds 2040 Trgt Date Retire R6 RFGTX

Morningstar Category  
Target-Date 2040

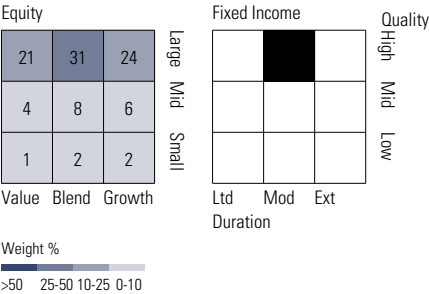
Morningstar Index  
Morningstar Lifetime Mod 2040 TR  
USD

## Style Analysis as of 12-31-2024

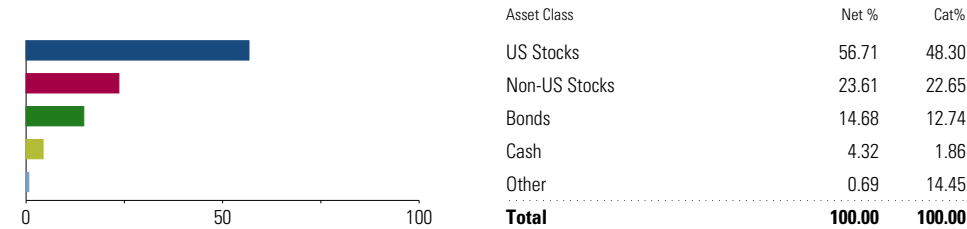
Morningstar Style Box™



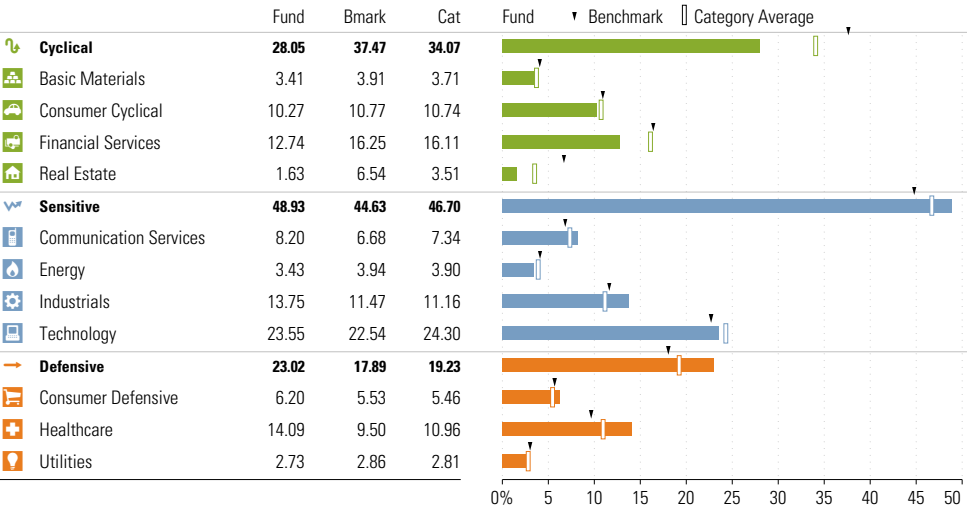
## Style Breakdown



## Asset Allocation as of 12-31-2024



## Sector Weighting as of 12-31-2024



## Top 10 Holdings as of 12-31-2024

Name	Maturity Date	% Net Asset	Cumulative %	YTD Return %	Morningstar Sector
⊕ American Funds American Balanced R6	—	8.04	8.04	—	—
⊕ American Funds AMCAP R6	—	7.02	15.06	—	—
⊕ American Funds New Perspective R6	—	7.01	22.07	—	—
⊕ American Funds Fundamental Invs R6	—	7.01	29.09	—	—
⊕ American Funds Growth Fund of Amer R6	—	7.01	36.10	—	—
⊕ American Funds Capital World Gr&Inc R6	—	7.00	43.10	—	—
⊕ American Funds American Mutual R6	—	6.98	50.08	—	—
⊕ American Funds Washington Mutual R6	—	6.00	56.08	—	—
⊕ American Funds SMALLCAP World R6	—	5.90	61.97	—	—
⊕ American Funds US Government Sec R6	—	5.02	66.99	—	—

## Total Holdings 22

⊕ Increase ⊖ Decrease ✱ New to Portfolio

American Funds 2045 Trgt Date Retire R6 RFHTX

Morningstar Category  
Target-Date 2045

Morningstar Index  
Morningstar Lifetime Mod 2045 TR USD

Portfolio Manager(s)

Wesley Phoa since 01-2012  
Michelle Black since 01-2020  
Samir Mathur since 01-2020  
David Hoag since 01-2020  
Shannon Ward since 01-2021  
Jessica Spaly since 01-2023  
William Robbins since 01-2024  
Raj Paramaguru since 01-2024

Quantitative Screens

- ✔ **Performance:** The fund has finished in the Target-Date 2045 category's top three quartiles in 10 of the 10 years it's been in existence.
- ✔ **Management:** The fund's management has been in place for 13.01 years.
- ✗ **Style:** The fund has landed in its primary style box — Large Blend — 50 % of the time over the past three years.
- ✔ **Net Expense:** The fund's expense ratio of 0.37 is 37.29% lower than the Target-Date 2045 category average.

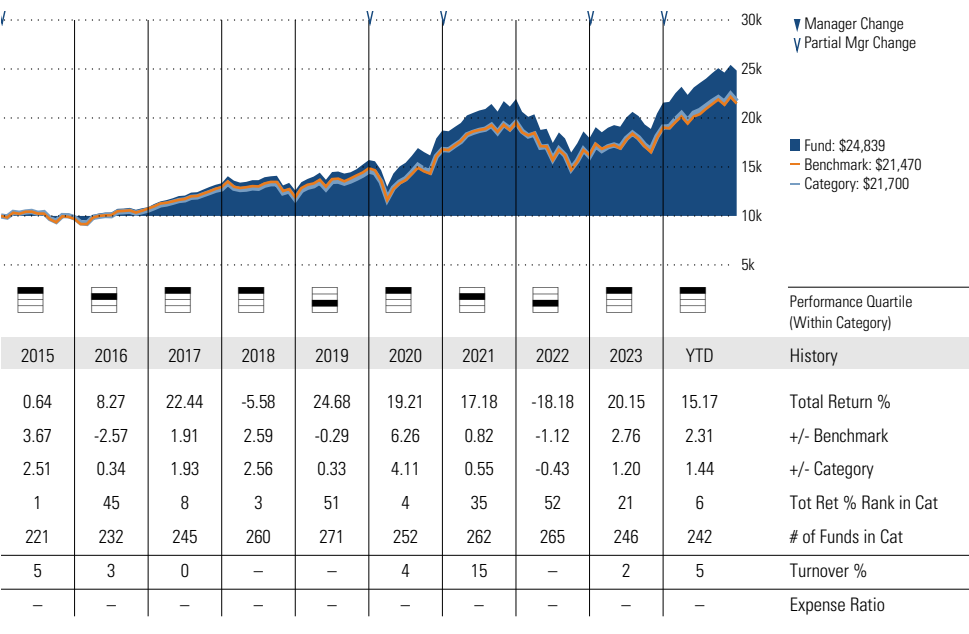
Morningstar Investment Management LLC Analysis

This fund fails our current style screen. Because this is a target-date fund, this screen failure does not concern us and we are still comfortable using this fund.

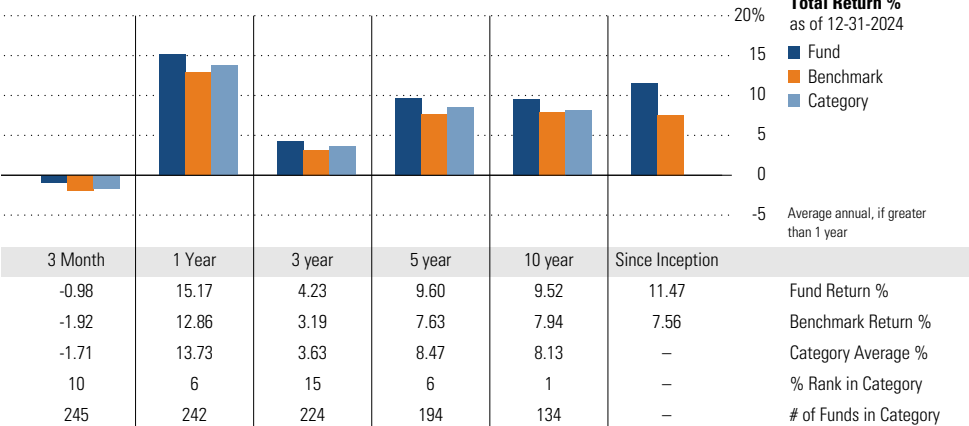
ESG Metrics

Metric	Rating	Updated
Sustainability Rating	3	11-30-2024
Carbon Risk Score	Low Risk	12-31-2022

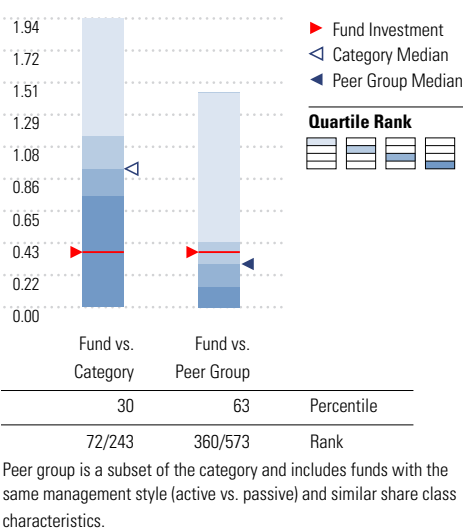
Growth of \$10,000



Trailing Performance



Net Expense



3-Year Risk Metrics

	Fund	Bmark	Cat
Alpha	1.15	-	0.55
Beta	0.94	-	0.97
R-Squared	98.14	-	98.35
Standard Deviation	15.05	15.91	15.53
Sharpe Ratio	0.07	0.01	0.04
Tracking Error	2.28	-	2.07
Information Ratio	0.45	-	0.22
Up Capture Ratio	96.25	-	98.24
Down Capture Ratio	91.33	-	95.97

Portfolio Metrics

	Fund	Bmark	Cat
Price/Earnings Ratio	24.04	20.43	21.25
Price/Book Ratio	3.79	2.60	2.85
Avg Eff Duration	6.34	-	7.71

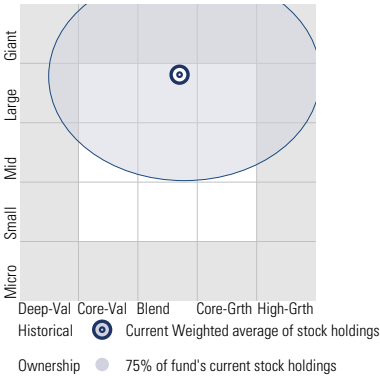
American Funds 2045 Trgt Date Retire R6 RFHTX

Morningstar Category  
Target-Date 2045

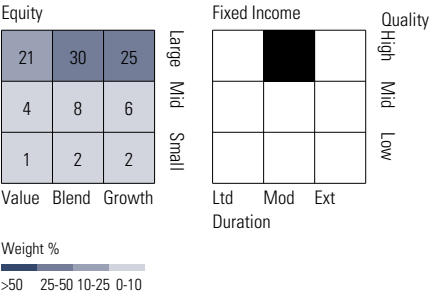
Morningstar Index  
Morningstar Lifetime Mod 2045 TR USD

Style Analysis as of 12-31-2024

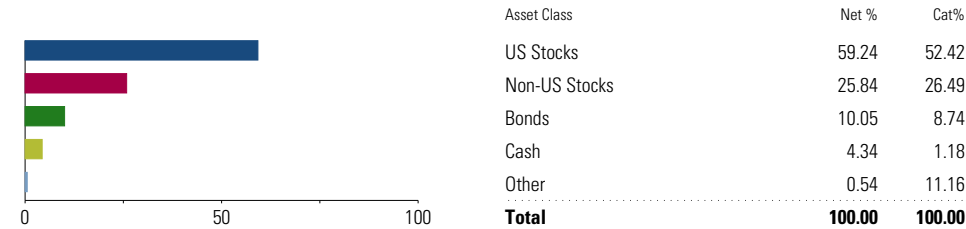
Morningstar Style Box™



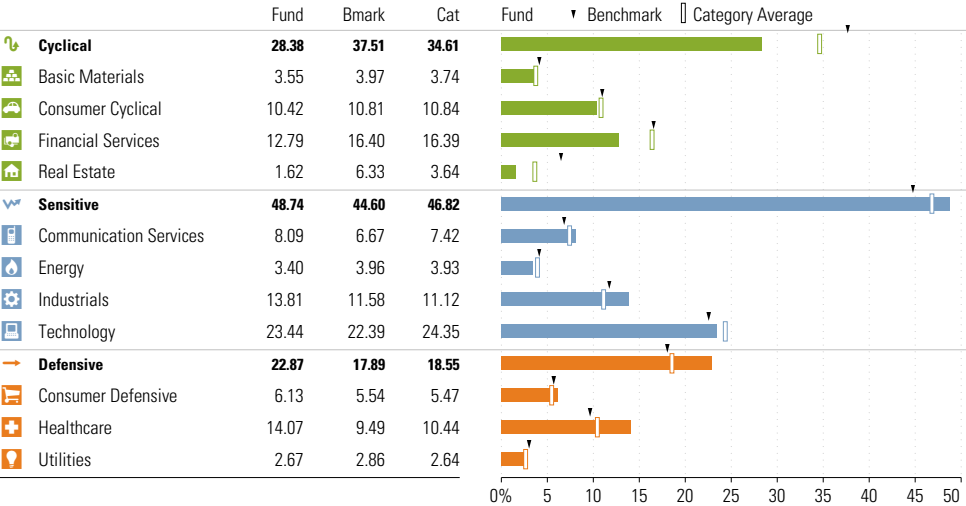
Style Breakdown



Asset Allocation as of 12-31-2024



Sector Weighting as of 12-31-2024



Top 10 Holdings as of 12-31-2024

Name	Maturity Date	% Net Asset	Cumulative %	YTD Return %	Morningstar Sector
⊕ American Funds American Balanced R6	—	8.03	8.03	—	—
⊕ American Funds Fundamental Invs R6	—	7.99	16.02	—	—
⊕ American Funds AMCAP R6	—	7.04	23.06	—	—
⊕ American Funds Growth Fund of Amer R6	—	7.02	30.08	—	—
⊕ American Funds New Perspective R6	—	7.02	37.10	—	—
⊕ American Funds Washington Mutual R6	—	7.01	44.10	—	—
⊕ American Funds American Mutual R6	—	7.00	51.10	—	—
⊕ American Funds Capital World Gr&Inc R6	—	6.99	58.09	—	—
⊕ American Funds SMALLCAP World R6	—	6.96	65.05	—	—
⊕ American Funds New World R6	—	5.94	70.99	—	—

Total Holdings 20

⊕ Increase ⊖ Decrease ✱ New to Portfolio



American Funds 2050 Trgt Date Retire R6 RFITX

Morningstar Category  
Target-Date 2050

Morningstar Index  
Morningstar Lifetime Mod 2050 TR USD

Portfolio Manager(s)

Wesley Phoa since 01-2012  
Samir Mathur since 01-2020  
David Hoag since 01-2020  
Michelle Black since 01-2020  
Shannon Ward since 01-2021  
Jessica Spaly since 01-2023  
Raj Paramaguru since 01-2024  
William Robbins since 01-2024

Quantitative Screens

- ✔ **Performance:** The fund has finished in the Target-Date 2050 category's top three quartiles in 10 of the 10 years it's been in existence.
- ✔ **Management:** The fund's management has been in place for 13.01 years.
- ✗ **Style:** The fund has landed in its primary style box — Large Blend — 50 % of the time over the past three years.
- ✔ **Net Expense:** The fund's expense ratio of 0.37 is 38.33% lower than the Target-Date 2050 category average.

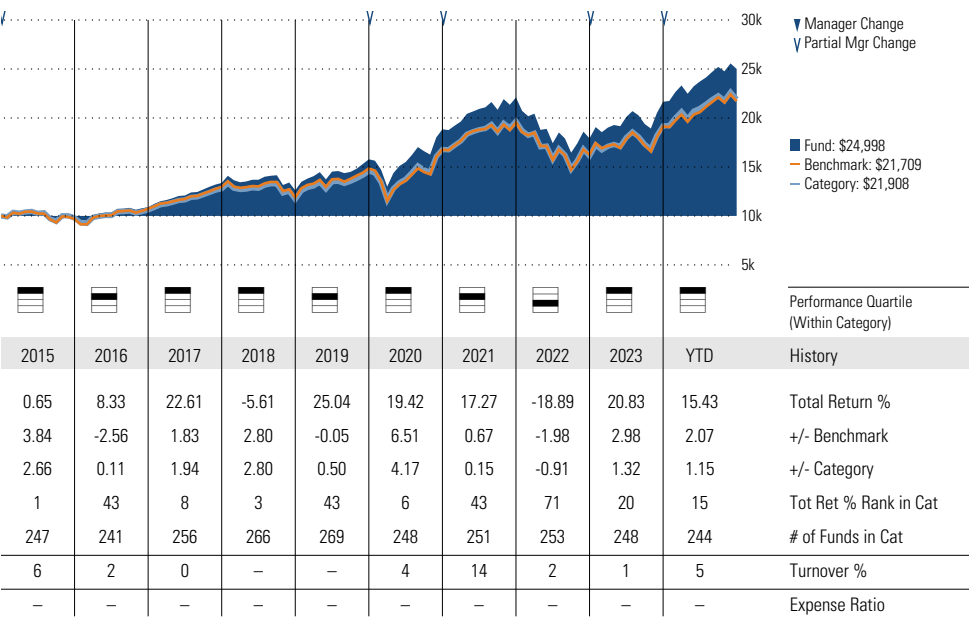
Morningstar Investment Management LLC Analysis

This fund fails our current style screen. Because this is a target-date fund, this screen failure does not concern us and we are still comfortable using this fund.

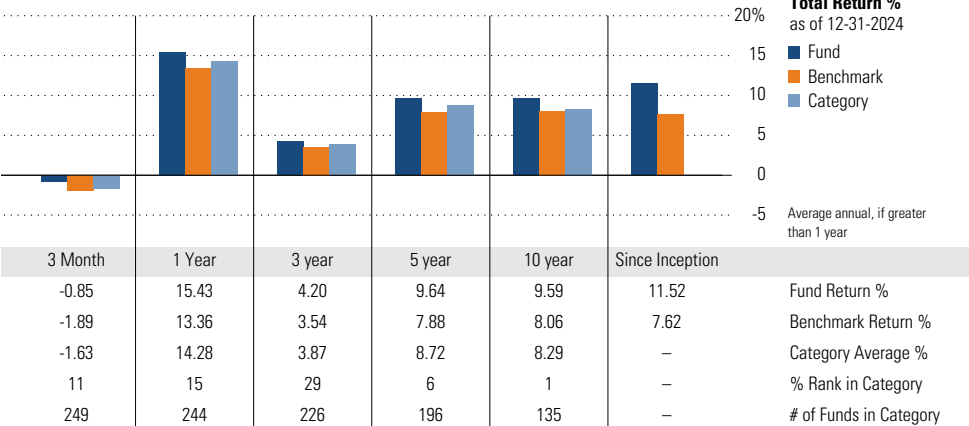
ESG Metrics

Metric	Rating	Updated
Sustainability Rating	3	11-30-2024
Carbon Risk Score	Low Risk	12-31-2022

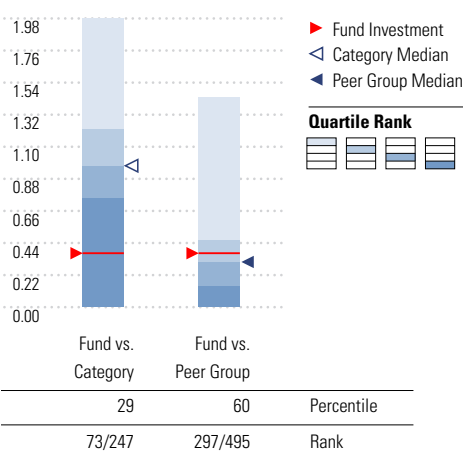
Growth of \$10,000



Trailing Performance



Net Expense



Peer group is a subset of the category and includes funds with the same management style (active vs. passive) and similar share class characteristics.

3-Year Risk Metrics

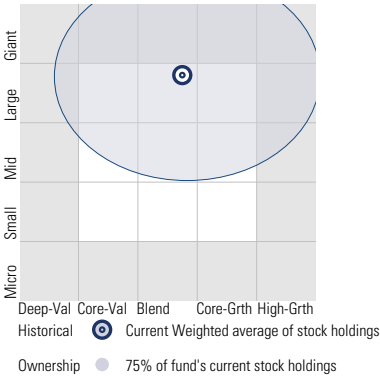
	Fund	Bmark	Cat
Alpha	0.81	-	0.43
Beta	0.94	-	0.98
R-Squared	97.73	-	98.27
Standard Deviation	15.32	16.16	15.94
Sharpe Ratio	0.07	0.04	0.06
Tracking Error	2.52	-	2.12
Information Ratio	0.26	-	0.16
Up Capture Ratio	95.45	-	98.98
Down Capture Ratio	92.08	-	97.27

Portfolio Metrics

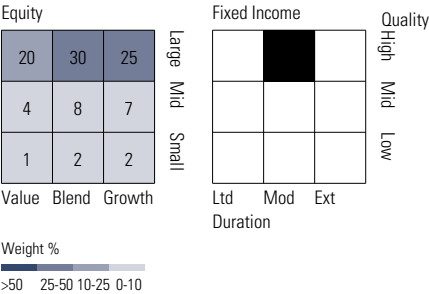
	Fund	Bmark	Cat
Price/Earnings Ratio	24.25	20.27	21.24
Price/Book Ratio	3.83	2.57	2.86
Avg Eff Duration	6.41	-	8.76

# American Funds 2050 Trgt Date Retire R6

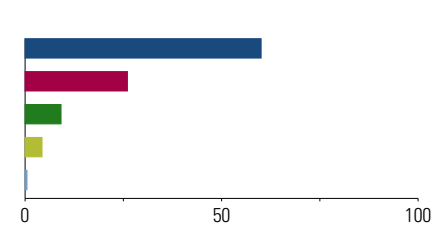
Style Analysis as of 12-31-2024  
Morningstar Style Box™



Style Breakdown



Asset Allocation as of 12-31-2024



Asset Class	Net %	Cat%
US Stocks	60.05	56.32
Non-US Stocks	26.03	27.95
Bonds	9.14	5.57
Cash	4.30	1.03
Other	0.48	9.12
Total	100.00	100.00

Sector Weighting as of 12-31-2024

	Fund	Bmark	Cat	Fund	Benchmark	Category Average
<b>Cyclical</b>	<b>28.36</b>	<b>37.66</b>	<b>34.68</b>			
Basic Materials	3.56	4.03	3.73			
Consumer Cyclical	10.65	10.83	10.85			
Financial Services	12.62	16.52	16.43			
Real Estate	1.53	6.28	3.67			
<b>Sensitive</b>	<b>49.08</b>	<b>44.48</b>	<b>46.79</b>			
Communication Services	8.19	6.64	7.45			
Energy	3.22	3.98	3.93			
Industrials	13.99	11.66	11.14			
Technology	23.68	22.20	24.27			
<b>Defensive</b>	<b>22.56</b>	<b>17.85</b>	<b>18.51</b>			
Consumer Defensive	5.93	5.54	5.44			
Healthcare	14.17	9.46	10.46			
Utilities	2.46	2.85	2.61			

Top 10 Holdings as of 12-31-2024

Name	Maturity Date	% Net Asset	Cumulative %	YTD Return %	Morningstar Sector
⊕ American Funds New Perspective R6	—	9.01	9.01	—	—
⊕ American Funds Washington Mutual R6	—	8.03	17.04	—	—
⊕ American Funds Fundamental Invs R6	—	7.99	25.03	—	—
⊕ American Funds SMALLCAP World R6	—	7.98	33.01	—	—
⊕ American Funds AMCAP R6	—	7.04	40.05	—	—
⊕ American Funds American Balanced R6	—	7.02	47.07	—	—
⊕ American Funds Growth Fund of Amer R6	—	7.02	54.09	—	—
⊕ American Funds American Mutual R6	—	6.99	61.08	—	—
⊕ American Funds Capital World Gr&Inc R6	—	6.99	68.07	—	—
⊕ American Funds New World R6	—	5.94	74.01	—	—

Total Holdings 20

⊕ Increase ⊖ Decrease ✱ New to Portfolio

# American Funds 2055 Trgt Date Retire R6 RFKTX

Morningstar Category  
Target-Date 2055

Morningstar Index  
Morningstar Lifetime Mod 2055 TR USD

## Portfolio Manager(s)

Wesley Phoa since 01-2012  
Samir Mathur since 01-2020  
David Hoag since 01-2020  
Michelle Black since 01-2020  
Shannon Ward since 01-2021  
Jessica Spaly since 01-2023  
Raj Paramaguru since 01-2024  
William Robbins since 01-2024

## Quantitative Screens

- ✔

Performance:

The fund has finished in the Target-Date 2055 category's top three quartiles in 9 of the 10 years it's been in existence.
- ✔

Management:

The fund's management has been in place for 13.01 years.
- ✔

Style:

The fund has landed in its primary style box — Large Growth — 70 % of the time over the past three years.
- ✔

Net Expense:

The fund's expense ratio of 0.39 is 35% lower than the Target-Date 2055 category average.

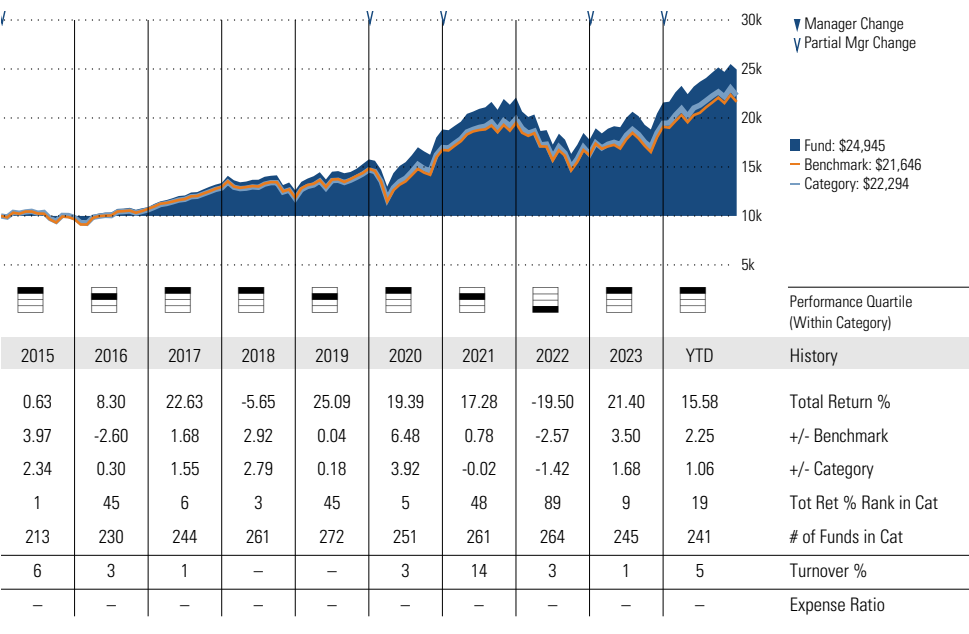
## Morningstar Investment Management LLC Analysis

This fund passes all of Morningstar Investment Management's quantitative screens. Morningstar Investment Management has also assessed the fund from a qualitative perspective and, as a fiduciary, is comfortable recommending the fund's use in retirement plans.

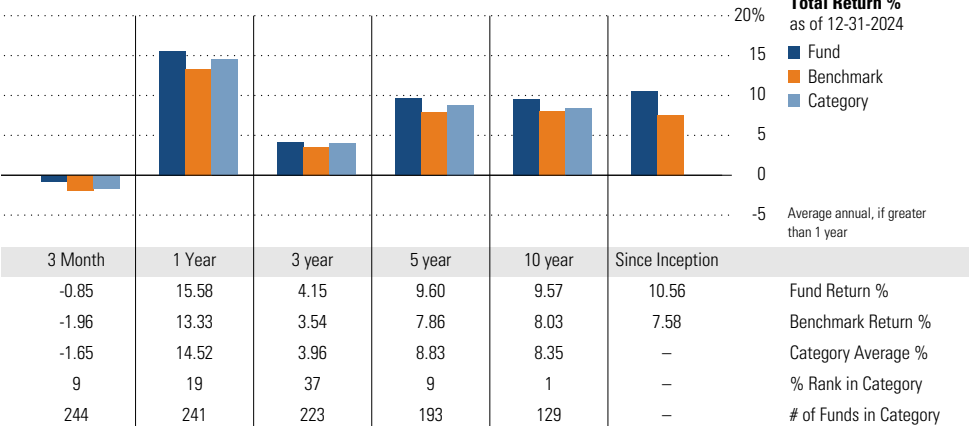
## ESG Metrics

Metric	Rating	Updated
Sustainability Rating	3	11-30-2024
Carbon Risk Score	Low Risk	12-31-2022

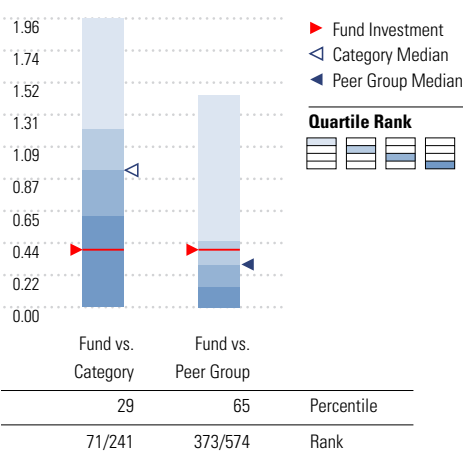
## Growth of \$10,000



## Trailing Performance



## Net Expense



Peer group is a subset of the category and includes funds with the same management style (active vs. passive) and similar share class characteristics.

## 3-Year Risk Metrics

	Fund	Bmark	Cat
Alpha	0.74	—	0.55
Beta	0.95	—	0.98
R-Squared	97.42	—	98.24
Standard Deviation	15.56	16.24	16.09
Sharpe Ratio	0.07	0.04	0.07
Tracking Error	2.65	—	2.16
Information Ratio	0.23	—	0.20
Up Capture Ratio	96.04	—	99.73
Down Capture Ratio	92.98	—	97.53

## Portfolio Metrics

	Fund	Bmark	Cat
Price/Earnings Ratio	24.41	20.12	21.22
Price/Book Ratio	3.88	2.54	2.84
Avg Eff Duration	6.50	—	9.54

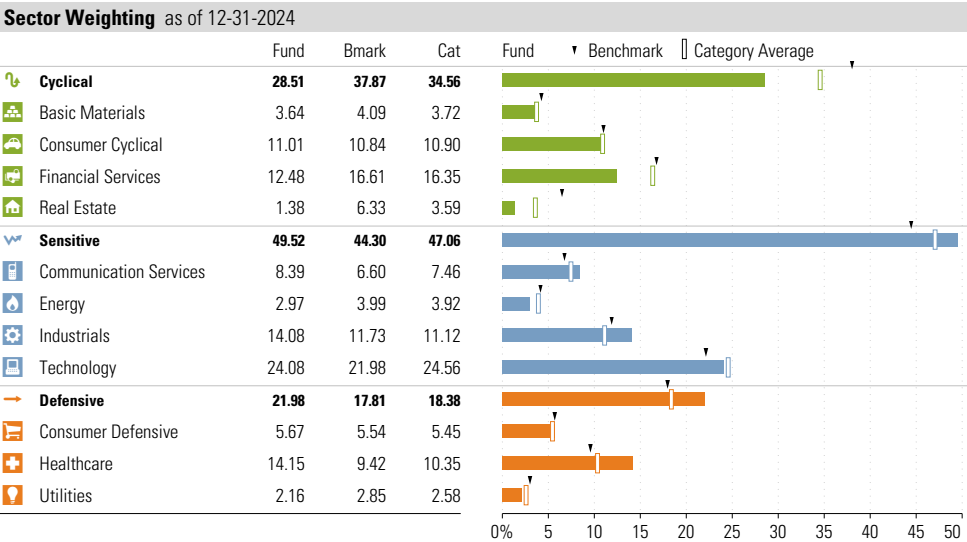
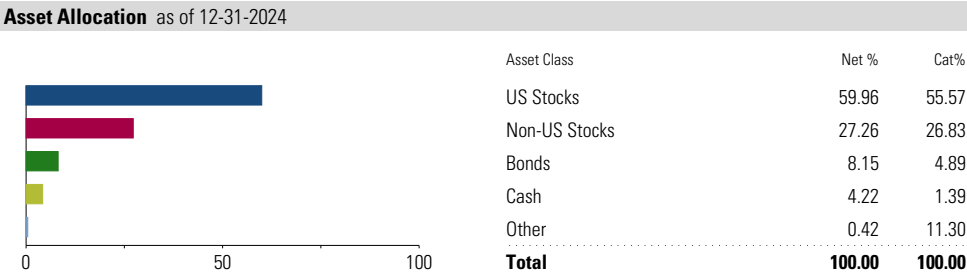
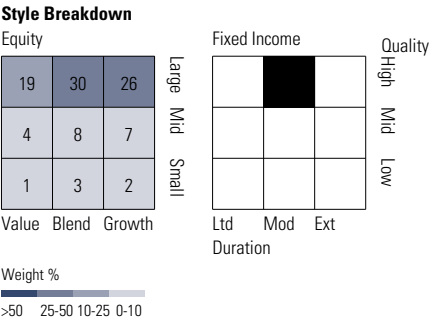
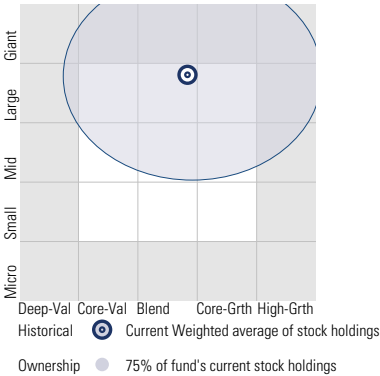
# American Funds 2055 Trgt Date Retire R6 RFKTX

Morningstar Category  
Target-Date 2055

Morningstar Index  
Morningstar Lifetime Mod 2055 TR USD

## Style Analysis as of 12-31-2024

Morningstar Style Box™



Top 10 Holdings as of 12-31-2024						
Name	Maturity Date	% Net Asset	Cumulative %	YTD Return %	Morningstar Sector	
⊕ American Funds SMALLCAP World R6	—	9.02	9.02	—	—	
⊕ American Funds Fundamental Invs R6	—	8.98	18.00	—	—	
⊕ American Funds New Perspective R6	—	8.98	26.98	—	—	
⊕ American Funds Washington Mutual R6	—	8.02	35.00	—	—	
⊕ American Funds New World R6	—	7.99	42.99	—	—	
⊕ American Funds Capital World Gr&Inc R6	—	7.99	50.98	—	—	
⊕ American Funds AMCAP R6	—	7.01	57.98	—	—	
⊕ American Funds Growth Fund of Amer R6	—	6.99	64.98	—	—	
⊕ American Funds Invmt Co of Amer R6	—	6.02	71.00	—	—	
⊕ American Funds American Balanced R6	—	6.01	77.01	—	—	

**Total Holdings 18**

⊕ Increase ⊖ Decrease ✱ New to Portfolio

American Funds 2060 Trgt Date Retire R6 RFUTX

Morningstar Category  
Target-Date 2060

Morningstar Index  
Morningstar Mod Tgt Risk TR USD

Portfolio Manager(s)

Wesley Phoa since 03-2015  
Samir Mathur since 01-2020  
David Hoag since 01-2020  
Michelle Black since 01-2020  
Shannon Ward since 01-2021  
Jessica Spaly since 01-2023  
William Robbins since 01-2024  
Raj Paramaguru since 01-2024

Quantitative Screens

- Performance:** The fund has finished in the Target-Date 2060 category's top three quartiles in 8 of the 9 years it's been in existence.
- Management:** The fund's management has been in place for 9.77 years.
- Style:** The fund has landed in its primary style box — Large Growth — 70 % of the time over the past three years.
- Net Expense:** The fund's expense ratio of 0.39 is 35% lower than the Target-Date 2060 category average.

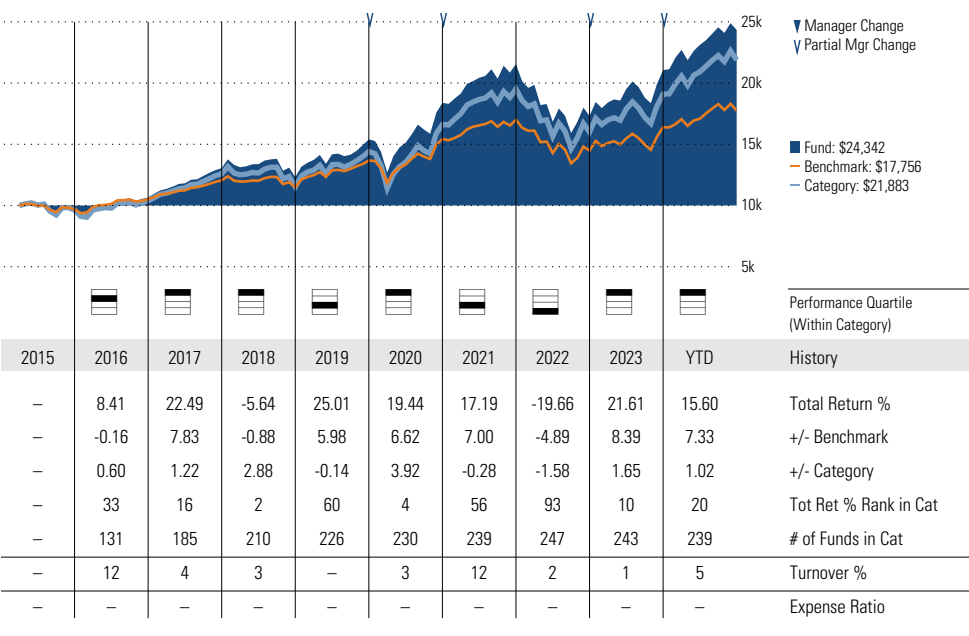
Morningstar Investment Management LLC Analysis

This fund passes all of Morningstar Investment Management's quantitative screens. Morningstar Investment Management has also assessed the fund from a qualitative perspective and, as a fiduciary, is comfortable recommending the fund's use in retirement plans.

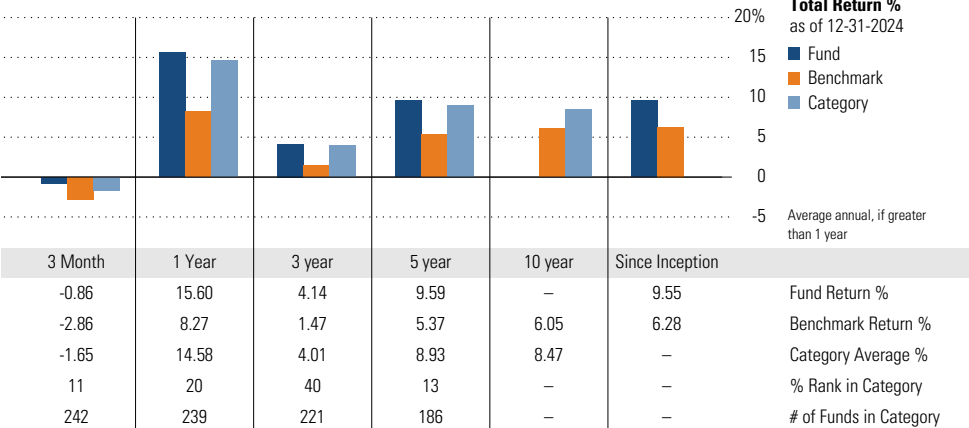
ESG Metrics

Metric	Rating	Updated
Sustainability Rating	3	11-30-2024
Carbon Risk Score	Low Risk	12-31-2022

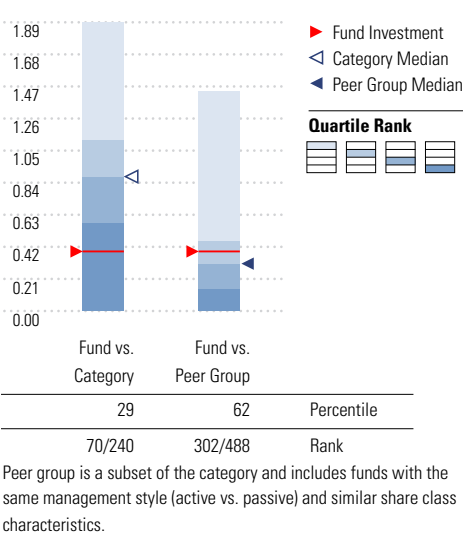
Growth of \$10,000



Trailing Performance



Net Expense



3-Year Risk Metrics

	Fund	Bmark	Cat
Alpha	2.56	—	2.48
Beta	1.20	—	1.25
R-Squared	95.53	—	96.37
Standard Deviation	15.61	12.70	16.18
Sharpe Ratio	0.07	-0.15	0.07
Tracking Error	4.17	—	4.43
Information Ratio	0.64	—	0.58
Up Capture Ratio	129.52	—	134.54
Down Capture Ratio	116.37	—	121.83

Portfolio Metrics

	Fund	Bmark	Cat
Price/Earnings Ratio	24.40	19.69	21.26
Price/Book Ratio	3.88	2.42	2.85
Avg Eff Duration	6.50	—	8.97

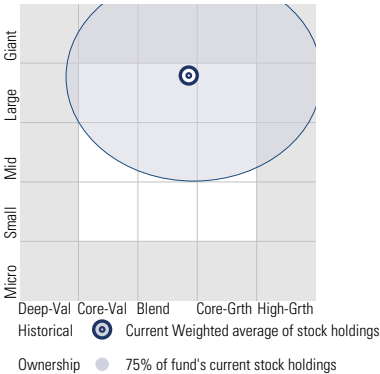
# American Funds 2060 Trgt Date Retire R6 RFUTX

Morningstar Category  
Target-Date 2060

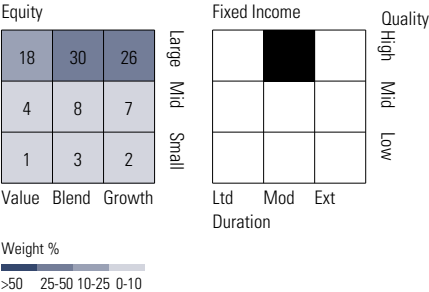
Morningstar Index  
Morningstar Mod Tgt Risk TR USD

## Style Analysis as of 12-31-2024

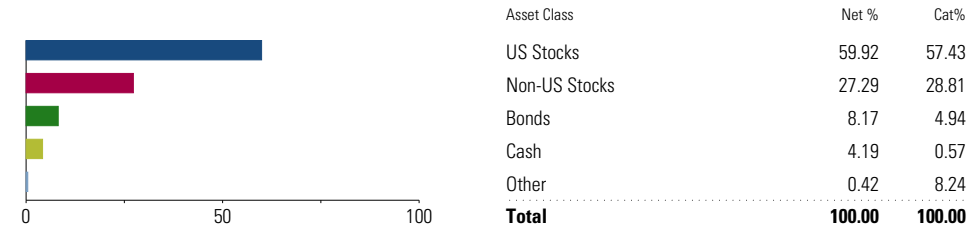
Morningstar Style Box™



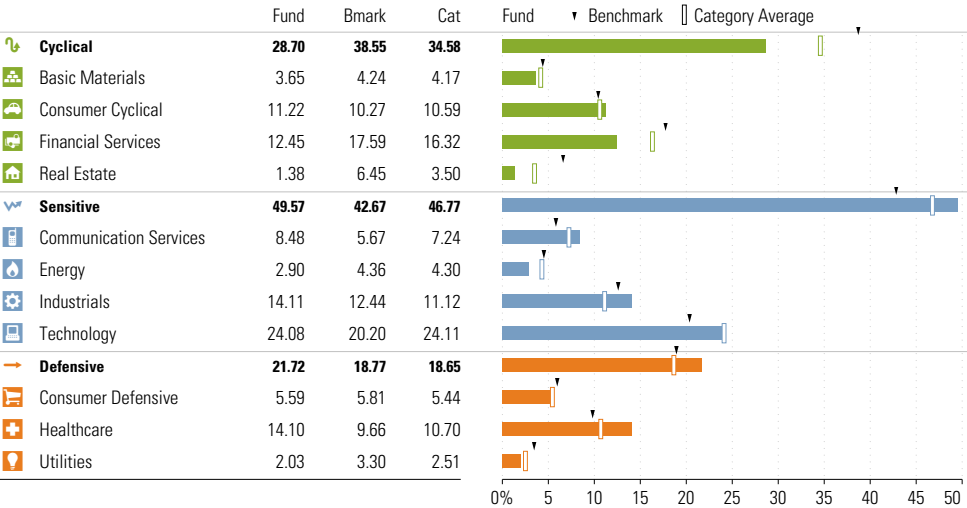
## Style Breakdown



## Asset Allocation as of 12-31-2024



## Sector Weighting as of 12-31-2024



## Top 10 Holdings as of 12-31-2024

Name	Maturity Date	% Net Asset	Cumulative %	YTD Return %	Morningstar Sector
⊕ American Funds SMALLCAP World R6	—	10.03	10.03	—	—
⊕ American Funds New Perspective R6	—	9.97	20.01	—	—
⊕ American Funds Fundamental Invs R6	—	8.98	28.99	—	—
⊕ American Funds Washington Mutual R6	—	8.05	37.04	—	—
⊕ American Funds New World R6	—	8.00	45.04	—	—
⊕ American Funds Capital World Gr&Inc R6	—	7.99	53.03	—	—
⊕ American Funds Invmt Co of Amer R6	—	6.99	60.02	—	—
⊕ American Funds AMCAP R6	—	6.98	67.00	—	—
⊕ American Funds Growth Fund of Amer R6	—	6.97	73.97	—	—
⊕ American Funds American Balanced R6	—	6.01	79.99	—	—

## Total Holdings 17

⊕ Increase ⊖ Decrease ✱ New to Portfolio

American Funds 2065 Trgt Date Retire R6 RFVTX

Morningstar Category  
Target-Date 2065+  
Morningstar Index  
Morningstar Mod Tgt Risk TR USD

Portfolio Manager(s)

David Hoag since 01-2020  
Michelle Black since 01-2020  
Samir Mathur since 01-2020  
Wesley Phoa since 01-2020  
Shannon Ward since 01-2021  
Jessica Spaly since 01-2023  
Raj Paramaguru since 01-2024  
William Robbins since 01-2024

Quantitative Screens

- ✔ **Performance:** The fund has finished in the Target-Date 2065+ category's top three quartiles in 3 of the 4 years it's been in existence.
- ✔ **Management:** The fund's management has been in place for 5 years.
- ✔ **Style:** The fund has landed in its primary style box — Large Growth — 70 % of the time over the past three years.
- ✔ **Net Expense:** The fund's expense ratio of 0.39 is 31.58% lower than the Target-Date 2065+ category average.

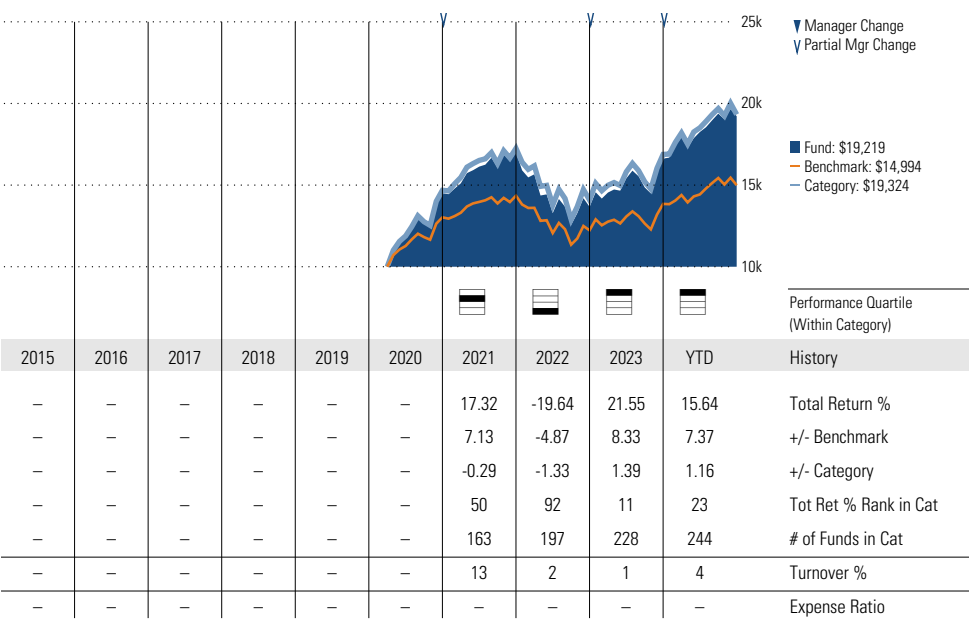
Morningstar Investment Management LLC Analysis

This fund passes all of Morningstar Investment Management's quantitative screens. Morningstar Investment Management has also assessed the fund from a qualitative perspective and, as a fiduciary, is comfortable recommending the fund's use in retirement plans.

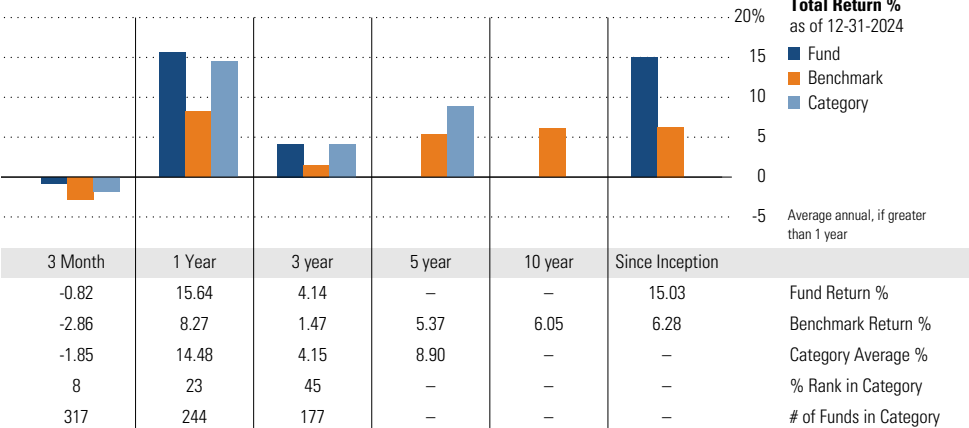
ESG Metrics

Metric	Rating	Updated
Sustainability Rating	3	11-30-2024
Carbon Risk Score	Low Risk	12-31-2022

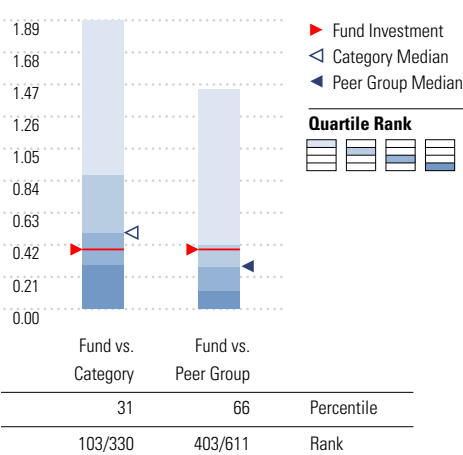
Growth of \$10,000



Trailing Performance



Net Expense



Peer group is a subset of the category and includes funds with the same management style (active vs. passive) and similar share class characteristics.

3-Year Risk Metrics

	Fund	Bmark	Cat
Alpha	2.56	-	2.88
Beta	1.20	-	1.25
R-Squared	95.43	-	95.78
Standard Deviation	15.61	12.70	16.67
Sharpe Ratio	0.07	-0.15	0.08
Tracking Error	4.19	-	4.98
Information Ratio	0.64	-	0.59
Up Capture Ratio	129.35	-	135.46
Down Capture Ratio	116.19	-	121.25

Portfolio Metrics

	Fund	Bmark	Cat
Price/Earnings Ratio	24.40	19.69	20.75
Price/Book Ratio	3.88	2.42	2.73
Avg Eff Duration	6.50	-	9.10

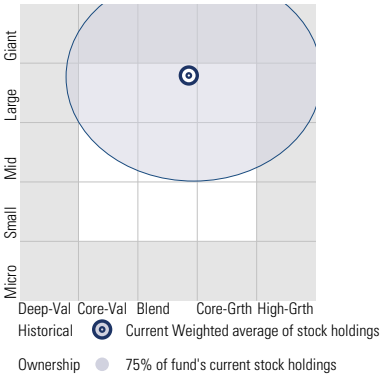
American Funds 2065 Trgt Date Retire R6 RFVTX

Morningstar Category  
Target-Date 2065+

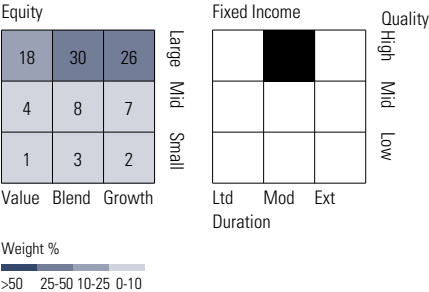
Morningstar Index  
Morningstar Mod Tgt Risk TR USD

Style Analysis as of 12-31-2024

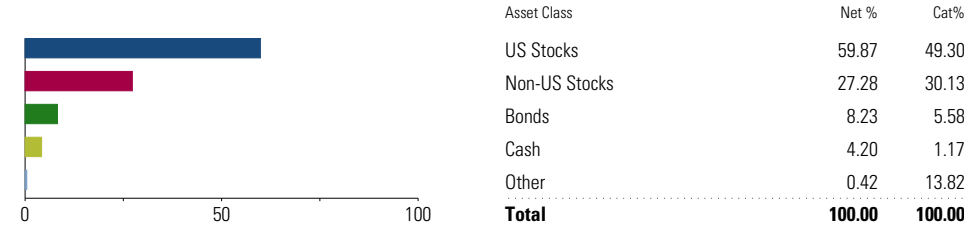
Morningstar Style Box™



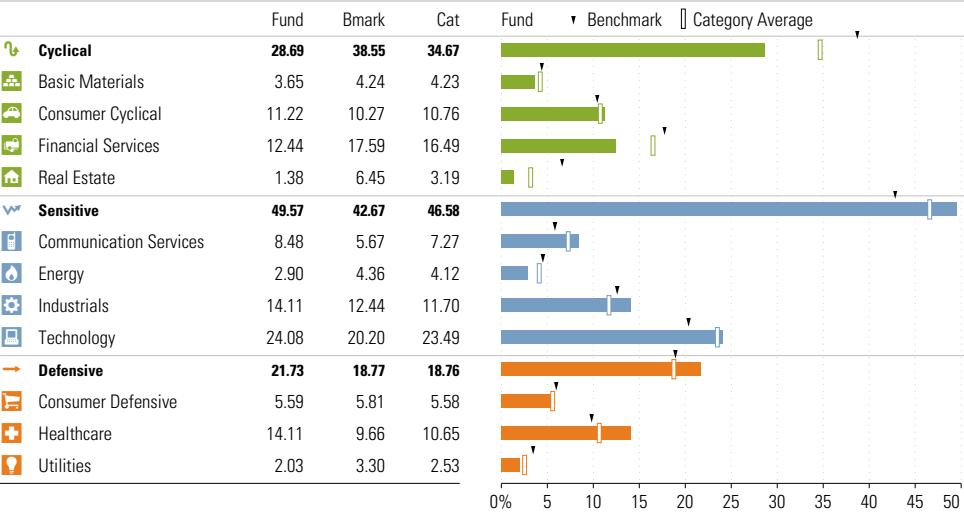
Style Breakdown



Asset Allocation as of 12-31-2024



Sector Weighting as of 12-31-2024



Top 10 Holdings as of 12-31-2024

Name	Maturity Date	% Net Asset	Cumulative %	YTD Return %	Morningstar Sector
⊕ American Funds SMALLCAP World R6	—	10.01	10.01	—	—
⊕ American Funds New Perspective R6	—	9.99	20.00	—	—
⊕ American Funds Fundamental Invs R6	—	8.98	28.97	—	—
⊕ American Funds Washington Mutual R6	—	8.00	36.98	—	—
⊕ American Funds New World R6	—	7.99	44.97	—	—
⊕ American Funds Capital World Gr&Inc R6	—	7.98	52.95	—	—
⊕ American Funds AMCAP R6	—	6.98	59.94	—	—
⊕ American Funds Growth Fund of Amer R6	—	6.98	66.92	—	—
⊕ American Funds Invmt Co of Amer R6	—	6.98	73.91	—	—
⊕ American Funds American Balanced R6	—	5.99	79.90	—	—

Total Holdings 17

⊕ Increase ⊖ Decrease ✱ New to Portfolio



American Funds 2070 Trgt Date Retire R6 RFBFX

Morningstar Category  
Target-Date 2065+  
Morningstar Index  
Morningstar Mod Tgt Risk TR USD

Portfolio Manager(s)

David Hoag since 01-2024  
Jessica Spaly since 01-2024  
Michelle Black since 01-2024  
Raj Paramaguru since 01-2024  
Samir Mathur since 01-2024  
Shannon Ward since 01-2024  
Wesley Phoa since 01-2024  
William Robbins since 01-2024

Quantitative Screens

The Performance screen is not applicable for funds with less than three years of data.

✗ *Management:* The fund's management team has been in place for less than three years.

✗ *Style:* The fund has landed in its primary style box — Large Blend — 50 % of the time over the past three years.

✔ *Net Expense:* The fund's expense ratio of 0.39 is 31.58% lower than the Target-Date 2065+ category average.

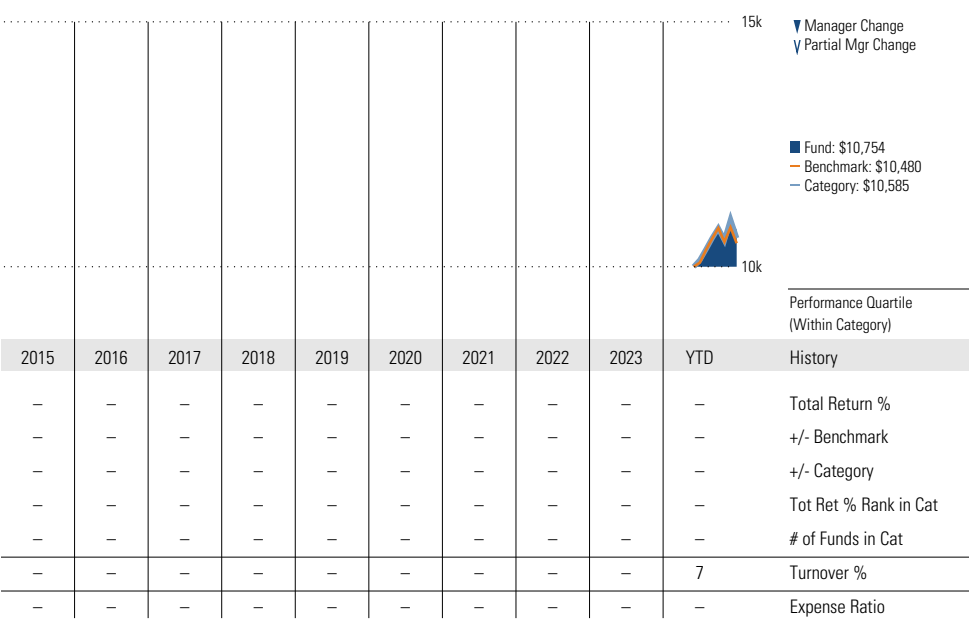
Morningstar Investment Management LLC Analysis

This fund fails the manager tenure screen, but this is only due to the short history of this vintage. This fund fails our current style screen. Because this is a target-date fund, this screen failure does not concern us and we are still comfortable using this fund.

ESG Metrics

Metric	Rating	Updated
Sustainability Rating	3	11-30-2024

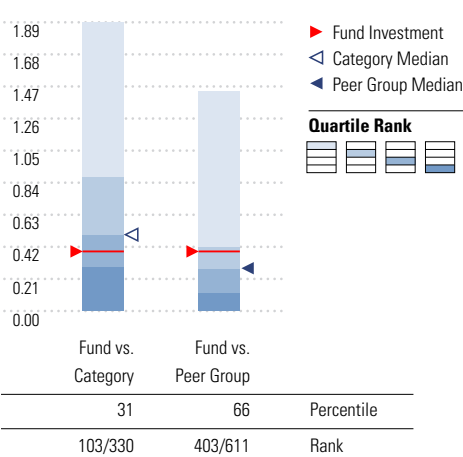
Growth of \$10,000



Trailing Performance



Net Expense



Peer group is a subset of the category and includes funds with the same management style (active vs. passive) and similar share class characteristics.

3-Year Risk Metrics

	Fund	Bmark	Cat
Alpha	-	-	2.88
Beta	-	-	1.25
R-Squared	-	-	95.78
Standard Deviation	-	12.70	16.67
Sharpe Ratio	-	-0.15	0.08
Tracking Error	-	-	4.98
Information Ratio	-	-	0.59
Up Capture Ratio	-	-	135.46
Down Capture Ratio	-	-	121.25

Portfolio Metrics

	Fund	Bmark	Cat
Price/Earnings Ratio	24.40	19.69	20.75
Price/Book Ratio	3.88	2.42	2.73
Avg Eff Duration	6.50	-	9.10

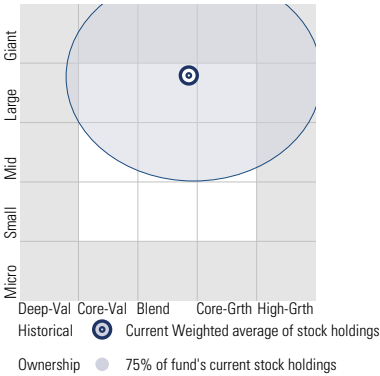
# American Funds 2070 Trgt Date Retire R6 RFBFX

Morningstar Category  
Target-Date 2065+

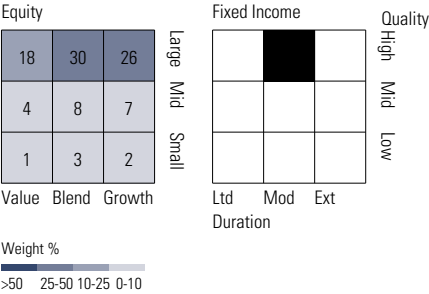
Morningstar Index  
Morningstar Mod Tgt Risk TR USD

## Style Analysis as of 12-31-2024

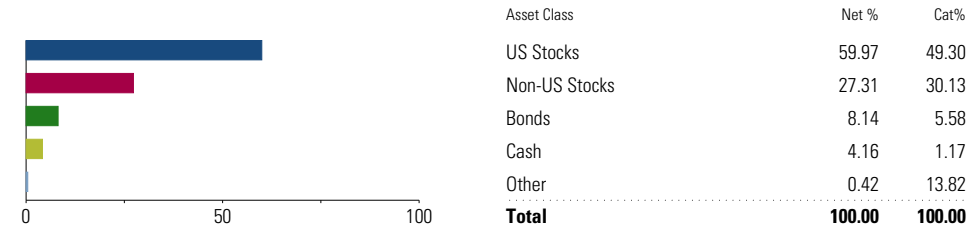
Morningstar Style Box™



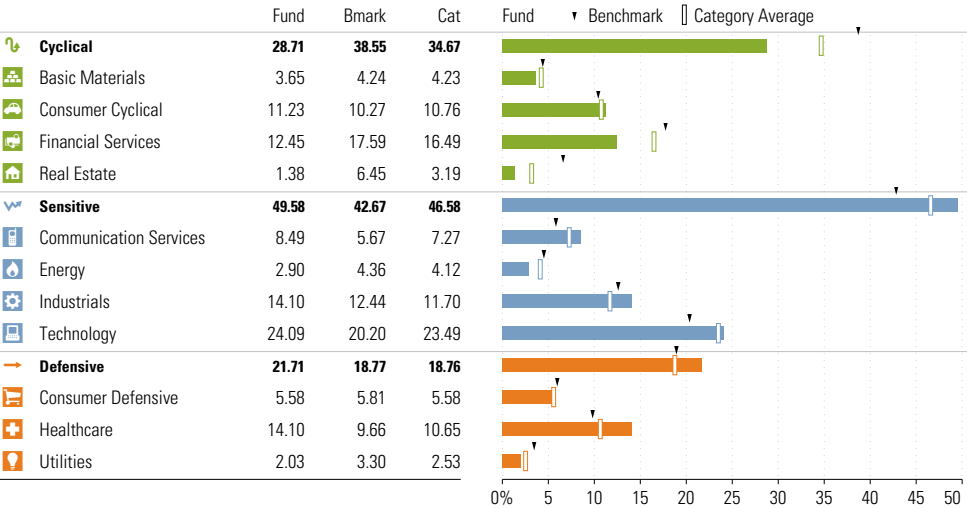
## Style Breakdown



## Asset Allocation as of 12-31-2024



## Sector Weighting as of 12-31-2024



## Top 10 Holdings as of 12-31-2024

Name	Maturity Date	% Net Asset	Cumulative %	YTD Return %	Morningstar Sector
⊕ American Funds New Perspective R6	—	10.00	10.00	—	—
⊕ American Funds SMALLCAP World R6	—	10.00	20.01	—	—
⊕ American Funds Fundamental Invs R6	—	9.00	29.01	—	—
⊕ American Funds Washington Mutual R6	—	8.00	37.02	—	—
⊕ American Funds New World R6	—	8.00	45.02	—	—
⊕ American Funds Capital World Gr&Inc R6	—	8.00	53.02	—	—
⊕ American Funds AMCAP R6	—	7.00	60.03	—	—
⊕ American Funds Growth Fund of Amer R6	—	7.00	67.03	—	—
⊕ American Funds Invmt Co of Amer R6	—	7.00	74.03	—	—
⊕ American Funds American Balanced R6	—	6.00	80.04	—	—

## Total Holdings 17

⊕ Increase ⊖ Decrease ✱ New to Portfolio

American Funds Intl Gr and Inc R6 RIGGX

Morningstar Category  
Foreign Large Blend

Morningstar Index  
MSCI ACWI Ex USA NR USD

Portfolio Manager(s)

Andrew Suzman since 10-2008  
Steven Watson since 10-2008  
Patrice Collette since 09-2010  
Leo Hee since 07-2015  
Michael Cohen since 07-2018  
Lisa Thompson since 09-2018  
Barbara Burtin since 09-2024  
Bobby Chada since 09-2024

Quantitative Screens

- Performance:** The fund has finished in the Foreign Large Blend category's top three quartiles in 9 of the 10 years it's been in existence.
- Management:** The fund's management has been in place for 16.26 years.
- Style:** The fund has landed in its primary style box — Large Blend — 100 % of the time over the past three years.
- Net Expense:** The fund's expense ratio of 0.54 is 34.15% lower than the Foreign Large Blend category average.

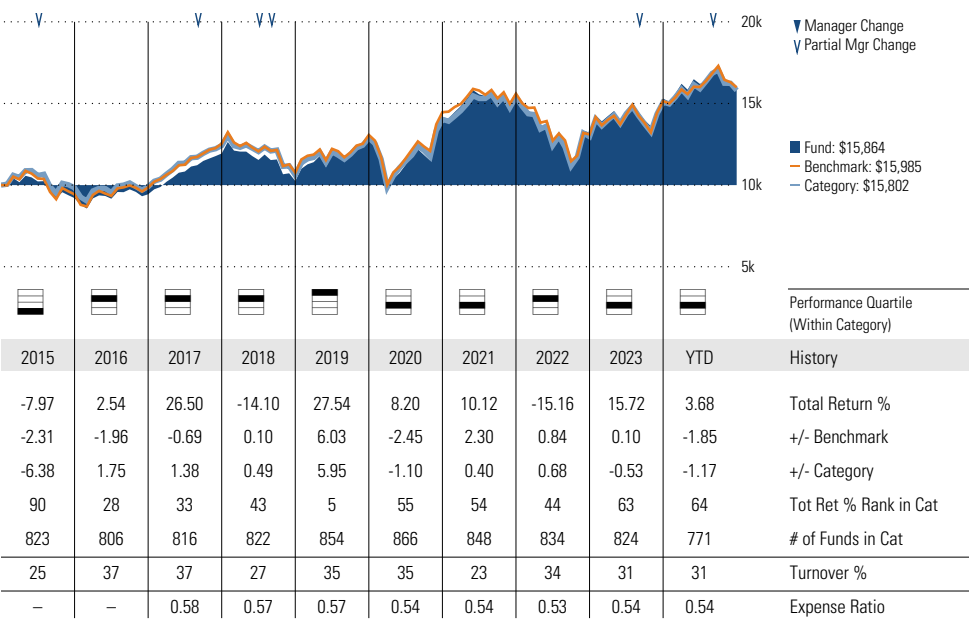
Morningstar Investment Management LLC Analysis

This fund passes all of Morningstar Investment Management's quantitative screens. Morningstar Investment Management has also assessed the fund from a qualitative perspective and, as a fiduciary, is comfortable recommending the fund's use in retirement plans.

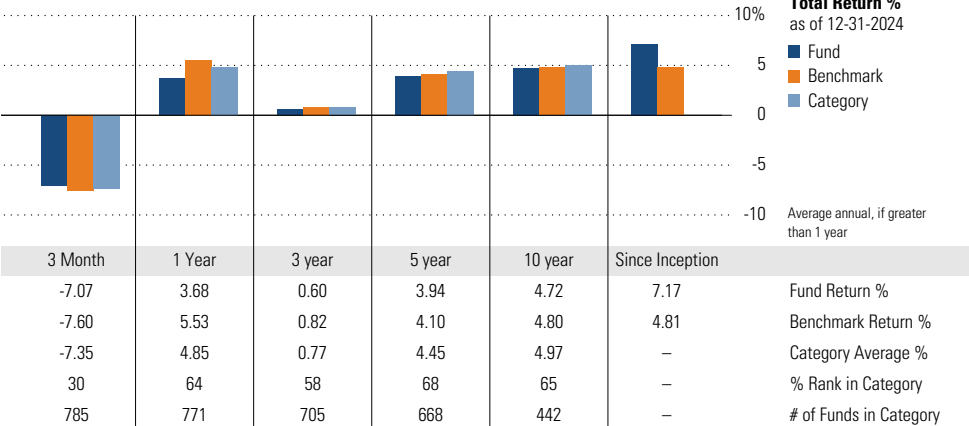
ESG Metrics

Metric	Rating	Updated
Sustainability Rating	3	11-30-2024
Carbon Risk Score	Low Risk	12-31-2022
ESG Commitment	1-Low	02-15-2022

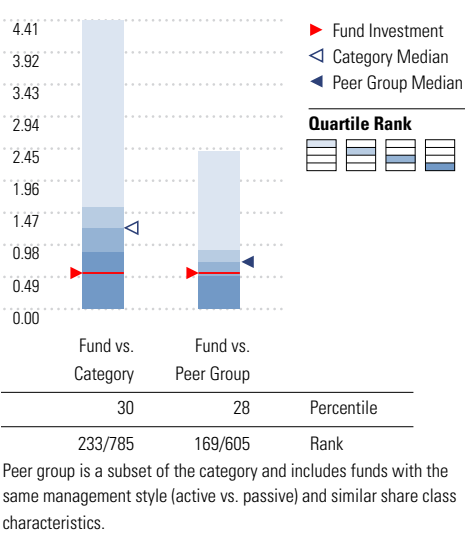
Growth of \$10,000



Trailing Performance



Net Expense



3-Year Risk Metrics

	Fund	Bmark	Cat
Alpha	-0.18	-	-0.18
Beta	0.98	-	1.02
R-Squared	94.16	-	92.81
Standard Deviation	16.37	16.25	17.28
Sharpe Ratio	-0.14	-0.13	-0.13
Tracking Error	3.97	-	4.64
Information Ratio	-0.06	-	-0.05
Up Capture Ratio	99.33	-	105.80
Down Capture Ratio	100.34	-	107.10

Portfolio Metrics

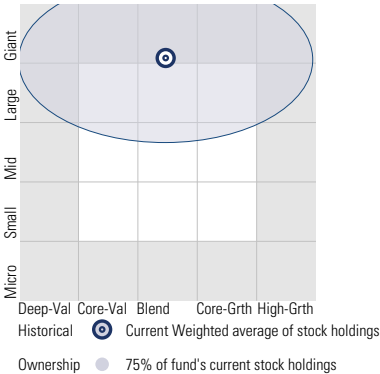
	Fund	Bmark	Cat
Price/Earnings Ratio	15.15	15.67	15.97
Price/Book Ratio	1.78	1.81	1.85
Geom Avg Mkt Cap \$B	53.74	50.11	58.43
ROE	18.53	16.85	17.76

American Funds Intl Gr and Inc R6 RIGGX

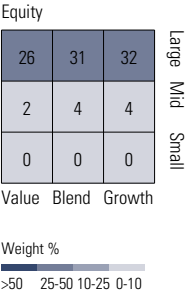
Morningstar Category Foreign Large Blend  
Morningstar Index MSCI ACWI Ex USA NR USD

Style Analysis as of 12-31-2024

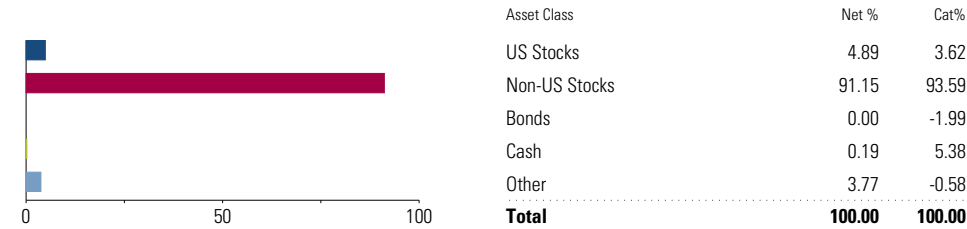
Morningstar Style Box™



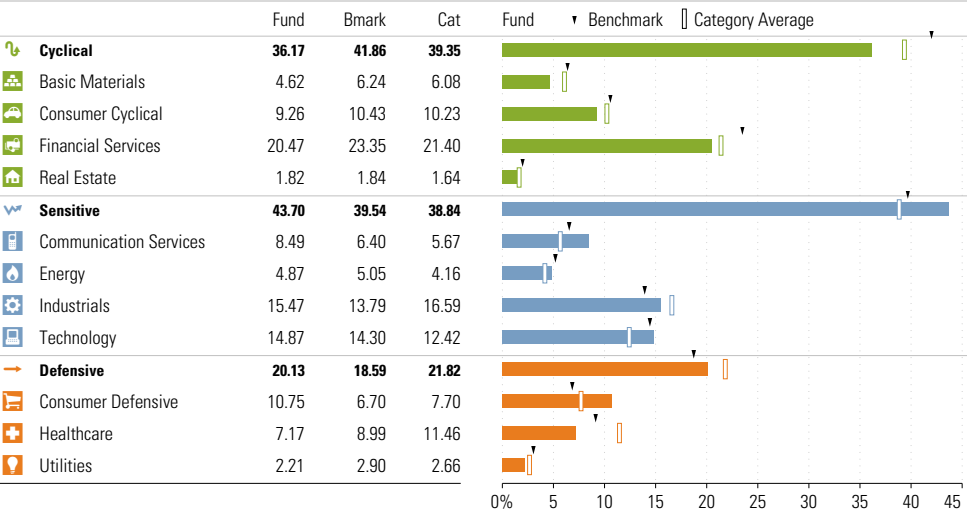
Style Breakdown




Asset Allocation as of 12-31-2024



Sector Weighting as of 12-31-2024



World Regions % Equity 12-31-2024



Top 10 Holdings as of 12-31-2024

Name	% Net Asset	Cumulative %	YTD Return %	Morningstar Sector
⊖ Taiwan Semiconductor Manufacturing Co Ltd	4.60	4.60	—	Technology
⊖ Capital Group Central Cash M	3.54	8.14	—	—
⊖ Novo Nordisk AS Class B	1.89	10.03	—	Healthcare
⊕ TotalEnergies SE	1.86	11.89	—	Energy
⊖ ASML Holding NV	1.73	13.62	—	Technology
⊕ BAE Systems PLC	1.69	15.31	—	Industrials
⊖ MediaTek Inc	1.65	16.96	—	Technology
⊖ Broadcom Inc	1.62	18.57	—	Technology
⊕ British American Tobacco PLC	1.53	20.11	—	Consumer Defensive
⊖ Tencent Holdings Ltd	1.37	21.48	—	Communication Svc

Total Holdings 267

⊕ Increase ⊖ Decrease ✱ New to Portfolio

Baird Aggregate Bond Inst BAGIX

Morningstar Category  
Intermediate Core Bond

Morningstar Index  
Bloomberg US Agg Bond TR USD

Portfolio Manager(s)

M. Sharon deGuzman since 09-2000

Mary Ellen Stanek since 09-2000

Charles Groeschell since 09-2000

Warren Pierson since 09-2000

Meghan Dean since 05-2019

Jay Schwister since 05-2019

Jeffrey Schrom since 05-2019

Patrick Brown since 05-2021

Abhishek Pulakanti since 05-2022

Andrew O'Connell since 05-2022

Quantitative Screens

✔ **Performance:** The fund has finished in the Intermediate Core Bond category's top three quartiles in 10 of the 10 years it's been in existence.

✔ **Management:** The fund's management has been in place for 24.27 years.

Style Consistency is not calculated for Fixed Income funds.

✔ **Net Expense:** The fund's expense ratio of 0.3 is 41.18% lower than the Intermediate Core Bond category average.

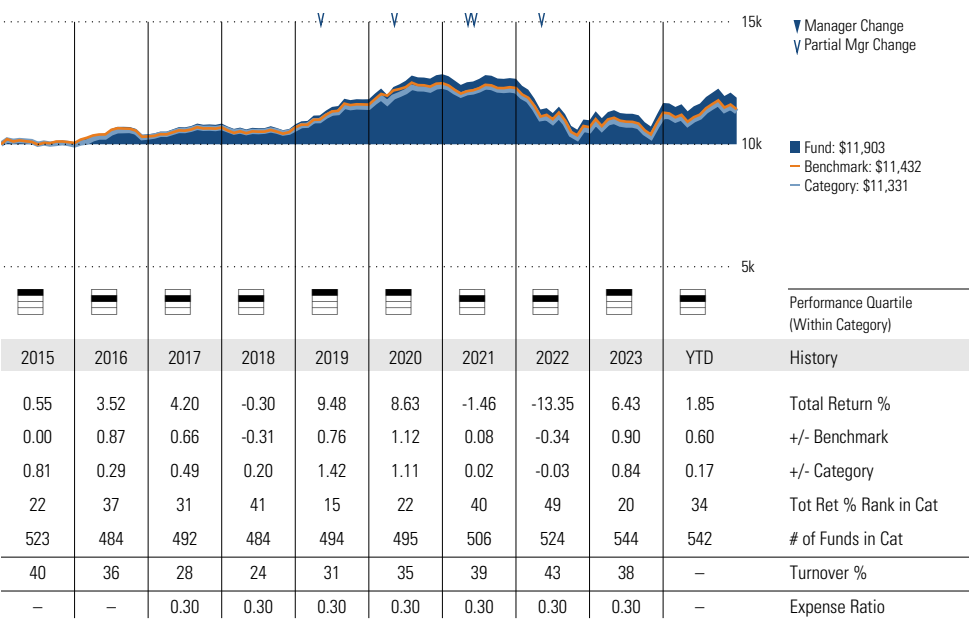
Morningstar Investment Management LLC Analysis

This fund passes all of Morningstar Investment Management's quantitative screens. Morningstar Investment Management has also assessed the fund from a qualitative perspective and, as a fiduciary, is comfortable recommending the fund's use in retirement plans.

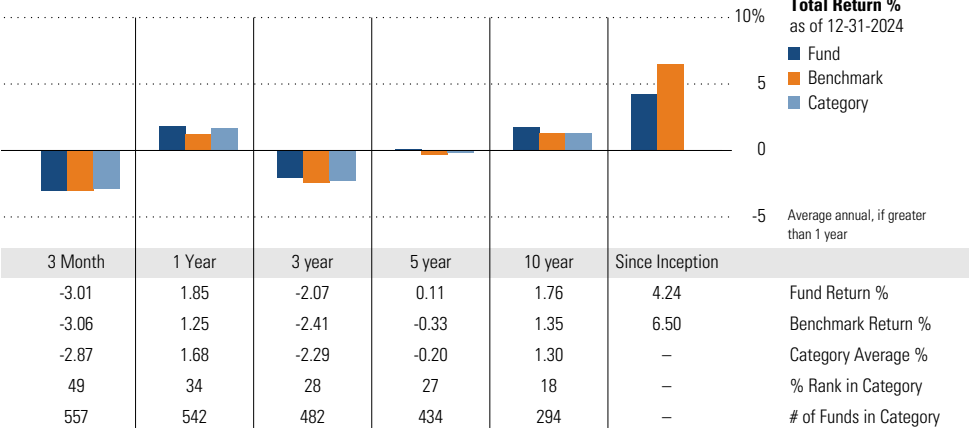
ESG Metrics

Metric	Rating	Updated
Sustainability Rating	4	11-30-2024
ESG Commitment	1-Low	02-15-2022

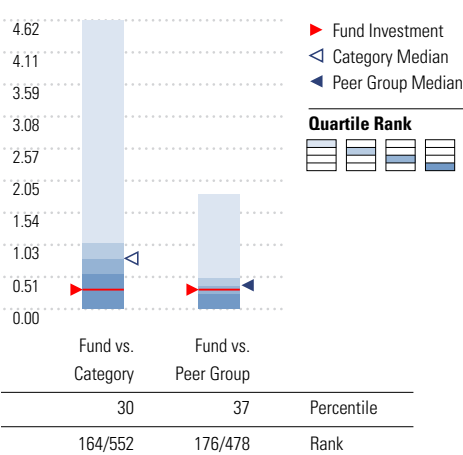
Growth of \$10,000



Trailing Performance



Net Expense



Peer group is a subset of the category and includes funds with the same management style (active vs. passive) and similar share class characteristics.

3-Year Risk Metrics

	Fund	Bmark	Cat
Alpha	0.39	—	-0.01
Beta	1.01	—	0.98
R-Squared	99.67	—	98.24
Standard Deviation	7.95	7.83	7.75
Sharpe Ratio	-0.77	-0.82	-0.83
Tracking Error	0.47	—	0.96
Information Ratio	0.73	—	-0.14
Up Capture Ratio	102.21	—	97.64
Down Capture Ratio	99.02	—	97.81

Portfolio Metrics

	Fund	Bmark	Cat
Avg Eff Duration	6.08	4.43	5.86
Avg Eff Maturity	8.14	—	8.60

# Baird Aggregate Bond Inst BAGIX

Morningstar Category  
Intermediate Core Bond

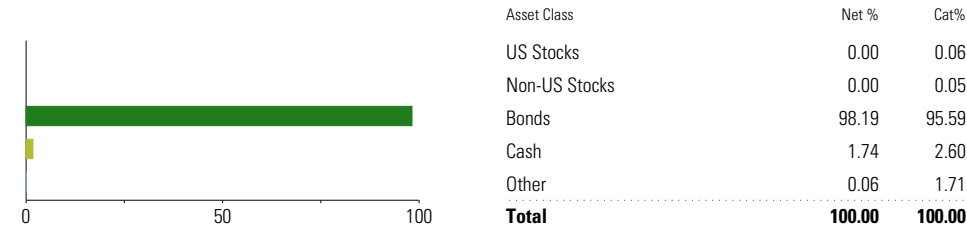
Morningstar Index  
Bloomberg US Agg Bond TR USD

Style Analysis as of 12-31-2024

Style Breakdown

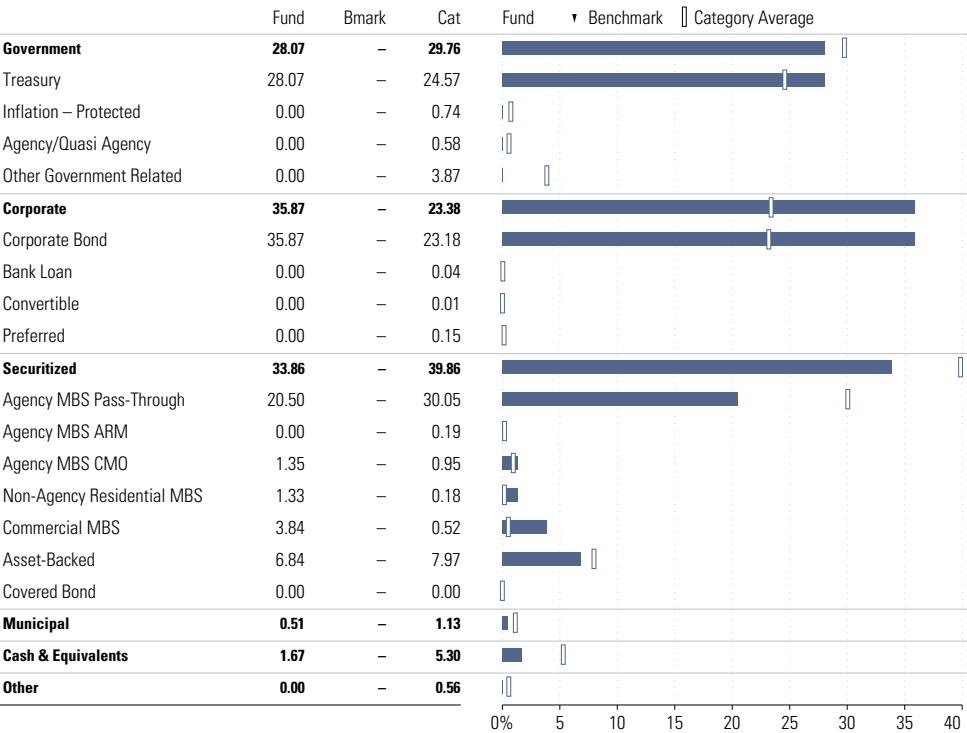


Asset Allocation as of 12-31-2024



Credit Rating Breakdown	Fund	Bmark	Cat
AAA	12.20	3.53	19.99
AA	53.90	74.59	46.54
A	12.90	10.82	20.32
BBB	20.80	8.32	11.86
BB	0.20	0.28	0.56
B	0.00	0.00	0.28
Below B	0.00	0.00	0.10
Not Rated	0.00	2.46	0.36

Sector Weighting as of 12-31-2024



Top 10 Holdings as of 12-31-2024

Name	Maturity Date	% Net Asset	Cumulative %	Fixed Income Sector
⊖ United States Treasury Notes 1.13%	10-2026	2.84	2.84	—
United States Treasury Bonds 3.88%	05-2043	1.68	4.52	—
United States Treasury Bonds 2.88%	05-2043	1.57	6.09	—
⊕ United States Treasury Bonds 2.38%	02-2042	1.53	7.62	—
United States Treasury Bonds 2.5%	02-2045	1.53	9.15	—
⊖ First American Government Obligs U	02-2030	1.41	10.55	—
United States Treasury Bonds 3.38%	08-2042	1.36	11.92	—
United States Treasury Bonds 2.88%	05-2052	1.32	13.24	—
⊖ United States Treasury Notes 3.88%	11-2027	1.29	14.53	—
⊕ United States Treasury Notes 4.13%	08-2030	1.26	15.80	—

Total Holdings 1879

⊕ Increase ⊖ Decrease ✱ New to Portfolio

# Vanguard 500 Index Admiral VFIAX

Morningstar Category  
Large Blend

Morningstar Index  
S&P 500 TR USD

## Portfolio Manager(s)

Michelle Louie since 11-2017  
Nick Birkett since 08-2023  
Aaron Choi since 08-2023

## Quantitative Screens

- Performance:** The fund has finished in the Large Blend category's top three quartiles in 10 of the 10 years it's been in existence.
- Management:** The fund's management has been in place for 7.09 years.
- Style:** The fund has landed in its primary style box — Large Blend — 77.14 % of the time over the past three years.
- Net Expense:** The fund's expense ratio of 0.04 is 94.52% lower than the Large Blend category average.

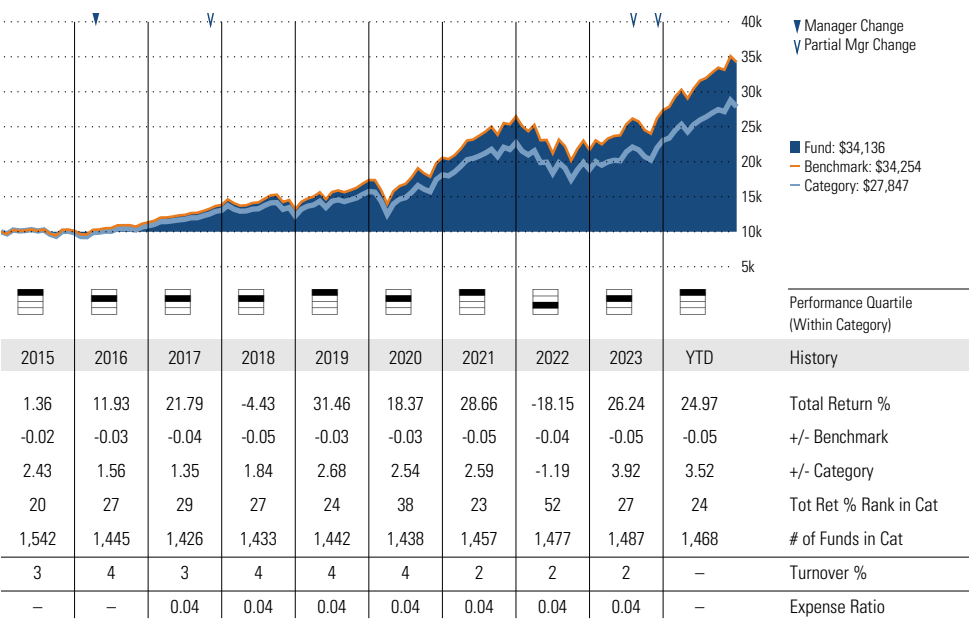
## Morningstar Investment Management LLC Analysis

This fund passes all of Morningstar Investment Management's quantitative screens. Morningstar Investment Management has also assessed the fund from a qualitative perspective and, as a fiduciary, is comfortable recommending the fund's use in retirement plans.

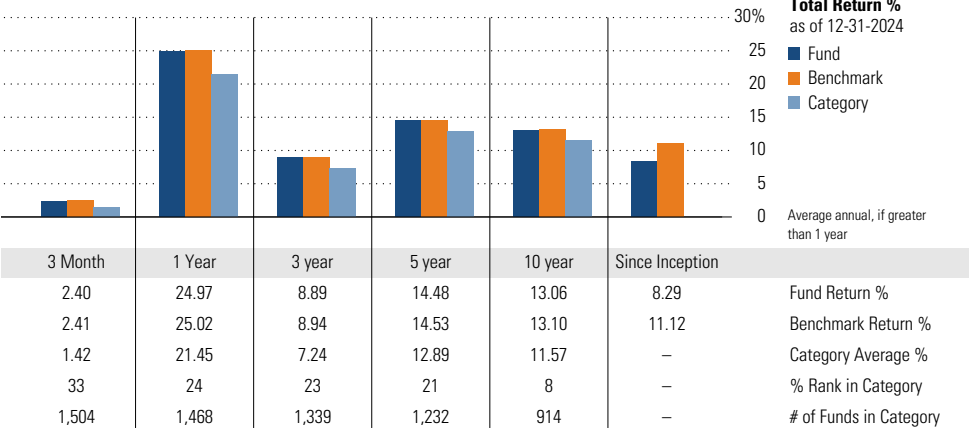
## ESG Metrics

Metric	Rating	Updated
Sustainability Rating	3	11-30-2024
Carbon Risk Score	Low Risk	12-31-2022
ESG Commitment	1-Low	02-15-2022

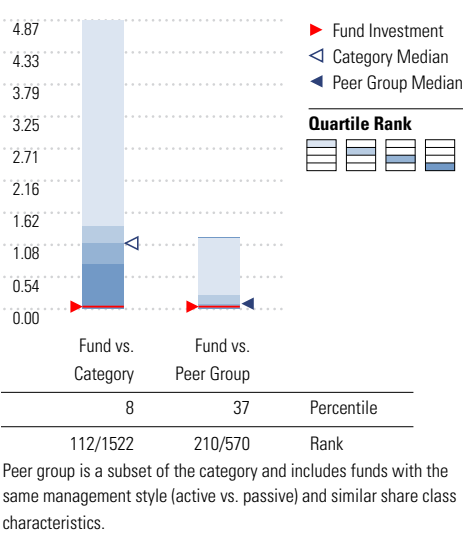
## Growth of \$10,000



## Trailing Performance



## Net Expense



## 3-Year Risk Metrics

	Fund	Bmark	Cat
Alpha	-0.04	—	-1.12
Beta	1.00	—	0.95
R-Squared	100.00	—	94.60
Standard Deviation	17.40	17.40	16.91
Sharpe Ratio	0.34	0.34	0.25
Tracking Error	0.00	—	3.56
Information Ratio	-10.73	—	-1.26
Up Capture Ratio	99.91	—	92.39
Down Capture Ratio	100.07	—	96.94

## Portfolio Metrics

	Fund	Bmark	Cat
Price/Earnings Ratio	27.14	27.14	27.37
Price/Book Ratio	4.77	4.77	4.95
Geom Avg Mkt Cap \$B	362.38	362.17	383.78
ROE	33.89	33.88	32.35

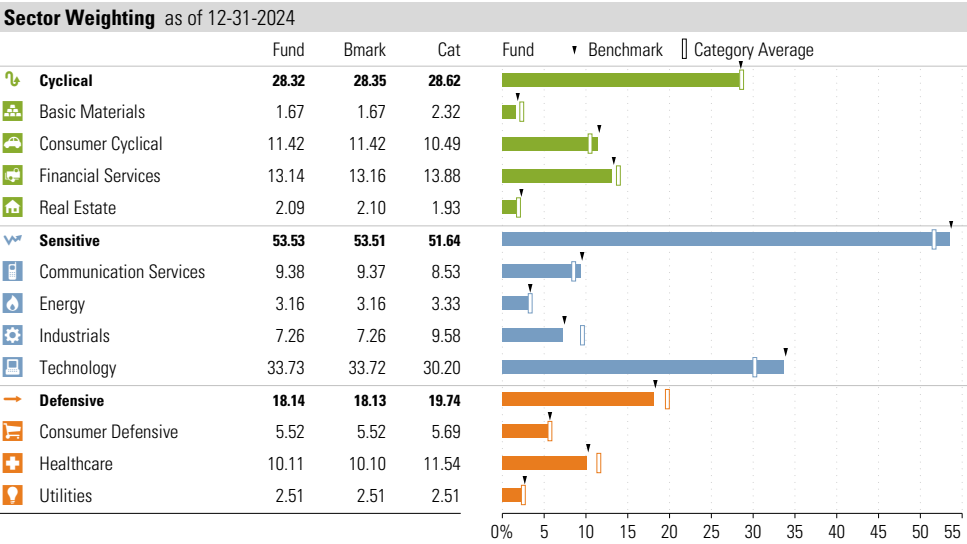
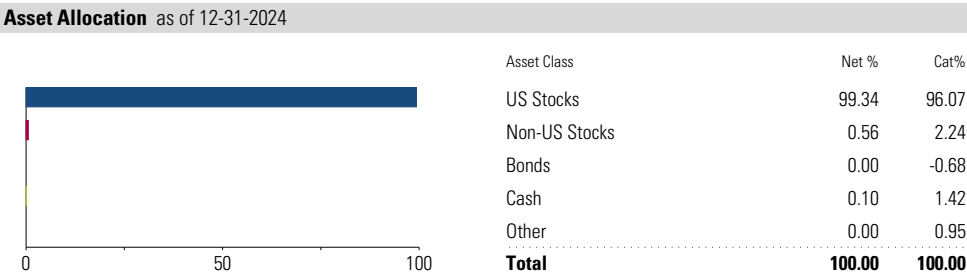
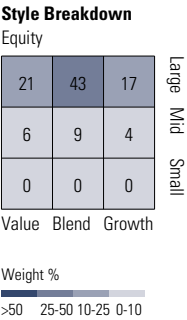
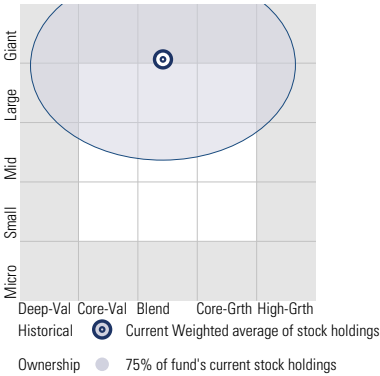
# Vanguard 500 Index Admiral VFIAX

Morningstar Category  
Large Blend

Morningstar Index  
S&P 500 TR USD

Style Analysis as of 12-31-2024

Morningstar Style Box™



Top 15 Holdings as of 12-31-2024

Name	% Net Asset	Cumulative %	YTD Return %	Morningstar Sector
⊕ Apple Inc	7.60	7.60	30.58	Technology
⊕ NVIDIA Corp	6.61	14.21	171.24	Technology
⊕ Microsoft Corp	6.29	20.49	12.91	Technology
⊕ Amazon.com Inc	4.12	24.61	44.39	Consumer Cyclical
⊕ Meta Platforms Inc Class A	2.56	27.17	—	Communication Svc
⊕ Tesla Inc	2.26	29.44	—	Consumer Cyclical
⊕ Alphabet Inc Class A	2.22	31.66	35.94	Communication Svc
⊕ Broadcom Inc	2.17	33.83	—	Technology
⊖ Alphabet Inc Class C	1.82	35.65	35.56	Communication Svc
⊕ Berkshire Hathaway Inc Class B	1.67	37.32	27.09	Financial Services
⊖ JPMorgan Chase & Co	1.35	38.67	43.63	Financial Services
⊕ Eli Lilly and Co	1.22	39.89	33.33	Healthcare
⊕ Visa Inc Class A	1.09	40.98	—	Financial Services
⊖ Exxon Mobil Corp	0.95	41.93	11.43	Energy
⊕ UnitedHealth Group Inc	0.93	42.86	-2.36	Healthcare

Total Holdings 507

⊕ Increase ⊖ Decrease ✱ New to Portfolio



# Vanguard Mid Cap Index Admiral VIMAX

Morningstar Category  
Mid-Cap Blend

Morningstar Index  
Russell Mid Cap TR USD

## Portfolio Manager(s)

Aur lie Denis since 02-2023  
Aaron Choi since 08-2023

## Quantitative Screens

- ✔ **Performance:** The fund has finished in the Mid-Cap Blend category's top three quartiles in 9 of the 10 years it's been in existence.
- ✗ **Management:** The fund's management team has been in place for less than three years.
- ✔ **Style:** The fund has landed in its primary style box — Mid-Cap Blend — 100 % of the time over the past three years.
- ✔ **Net Expense:** The fund's expense ratio of 0.05 is 93.83% lower than the Mid-Cap Blend category average.

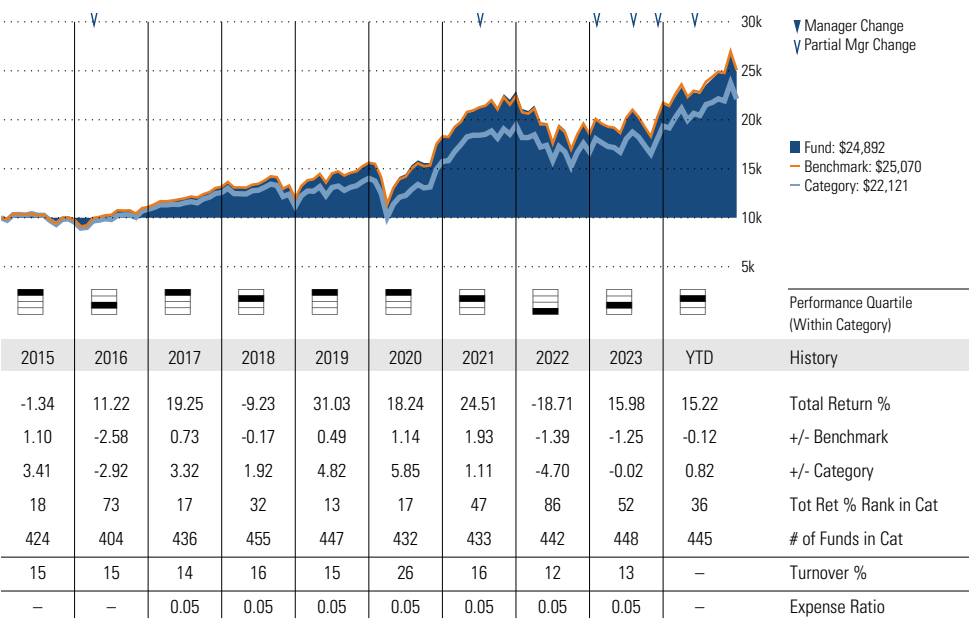
## Morningstar Investment Management LLC Analysis

This fund fails the manager tenure screen due to the retirement of a long-serving manager. Since this is a team-managed index fund, we are not concerned about the change.

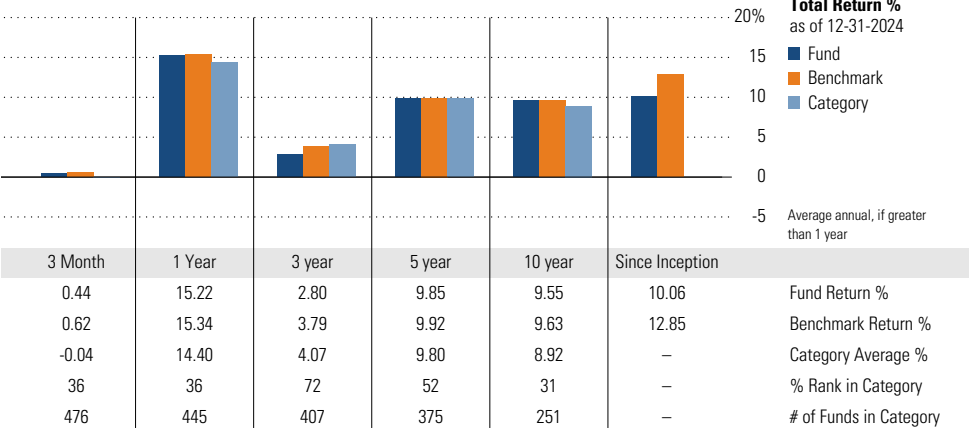
## ESG Metrics

Metric	Rating	Updated
Sustainability Rating	4	11-30-2024
Carbon Risk Score	Medium Risk	12-31-2022
ESG Commitment	1-Low	02-15-2022

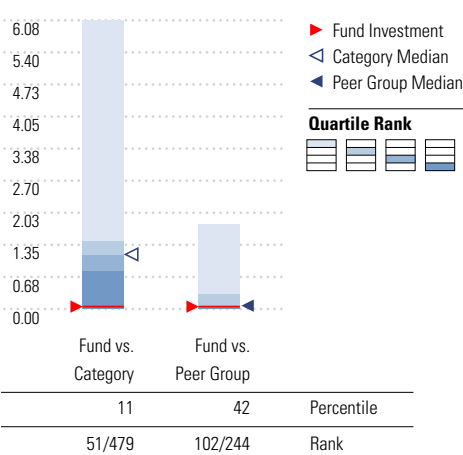
## Growth of \$10,000



## Trailing Performance



## Net Expense



Peer group is a subset of the category and includes funds with the same management style (active vs. passive) and similar share class characteristics.

## 3-Year Risk Metrics

	Fund	Bmark	Cat
Alpha	-0.91	—	0.07
Beta	0.98	—	0.97
R-Squared	99.67	—	94.51
Standard Deviation	19.85	20.25	20.10
Sharpe Ratio	0.02	0.08	0.07
Tracking Error	1.22	—	4.73
Information Ratio	-0.81	—	-0.11
Up Capture Ratio	96.45	—	96.47
Down Capture Ratio	99.59	—	96.55

## Portfolio Metrics

	Fund	Bmark	Cat
Price/Earnings Ratio	22.59	21.22	20.23
Price/Book Ratio	3.12	2.85	3.07
Geom Avg Mkt Cap \$B	34.27	22.04	14.13
ROE	20.11	18.64	22.37

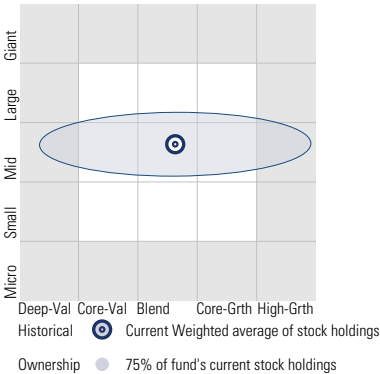
# Vanguard Mid Cap Index Admiral VIMAX

Morningstar Category  
Mid-Cap Blend

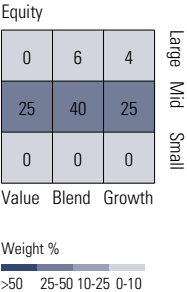
Morningstar Index  
Russell Mid Cap TR USD

## Style Analysis as of 12-31-2024

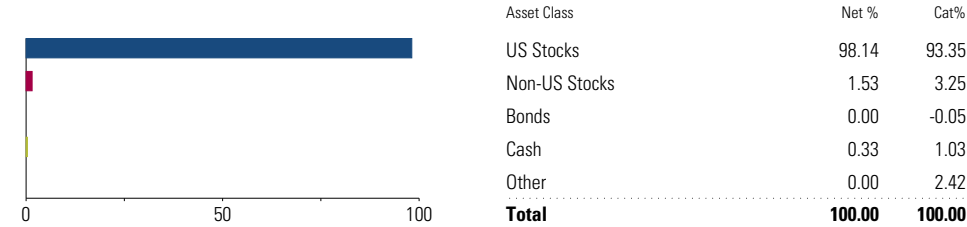
Morningstar Style Box™



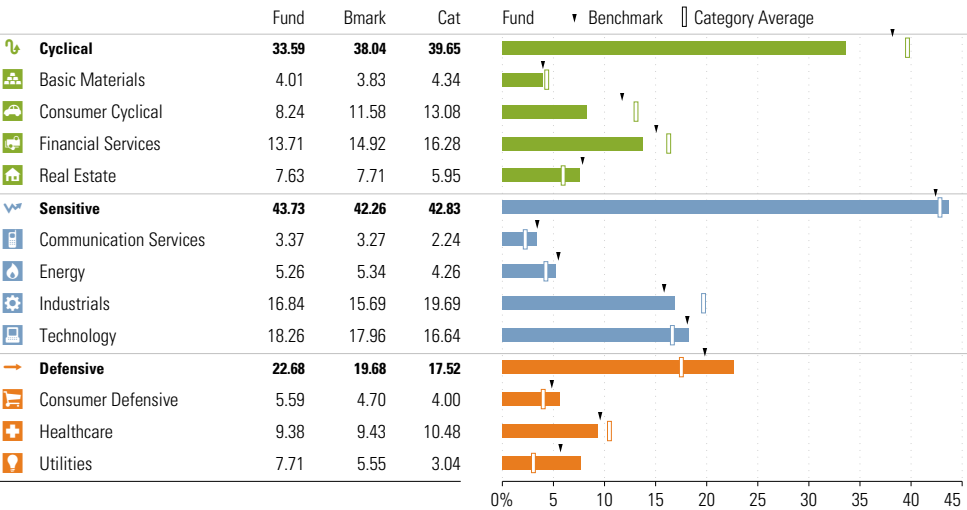
## Style Breakdown



## Asset Allocation as of 12-31-2024



## Sector Weighting as of 12-31-2024



## Top 15 Holdings as of 12-31-2024

Name	% Net Asset	Cumulative %	YTD Return %	Morningstar Sector
⊕ Amphenol Corp Class A	1.02	1.02	41.23	Technology
⊕ Welltower Inc	0.95	1.97	42.61	Real Estate
⊖ Palantir Technologies Inc Ordinary Shares - Class A	0.94	2.91	—	Technology
⊕ Motorola Solutions Inc	0.94	3.85	48.92	Technology
⊕ Arthur J. Gallagher & Co	0.86	4.71	27.29	Financial Services
⊕ Constellation Energy Corp	0.86	5.56	—	Utilities
⊕ TransDigm Group Inc	0.82	6.39	32.69	Industrials
⊕ Digital Realty Trust Inc	0.71	7.10	35.39	Real Estate
⊕ ONEOK Inc	0.71	7.81	48.62	Energy
⊕ Carrier Global Corp Ordinary Shares	0.71	8.52	—	Industrials
⊕ Royal Caribbean Group	0.68	9.20	78.89	Consumer Cyclical
⊕ DoorDash Inc Ordinary Shares - Class A	0.67	9.86	—	Communication Svc
⊕ PACCAR Inc	0.66	10.53	10.79	Industrials
⊖ Ameriprise Financial Inc	0.63	11.15	41.70	Financial Services
⊕ Allstate Corp	0.62	11.77	40.36	Financial Services

Total Holdings 319

⊕ Increase ⊖ Decrease ✱ New to Portfolio